
**State of Rhode Island and
Providence Plantations**

**OFFICIAL COUNT
OF THE BALLOTS CAST
FOR**

**U.S. SENATORS, REPRESENTATIVES IN CONGRESS
GENERAL OFFICERS, SENATORS AND
REPRESENTATIVES IN THE GENERAL ASSEMBLY**

AT THE ELECTION

TUESDAY, NOVEMBER 8 th, 1994

Also the

DEMOCRATIC PRIMARY, SEPTEMBER 13 th, 1994

And the

REPUBLICAN PRIMARY, SEPTEMBER 13 th, 1994

prepared by the:

**BOARD OF ELECTIONS
50 BRANCH AVENUE
PROVIDENCE, R.I. 02904**

STATE BOARD OF ELECTIONS

JOSEPH R. DISTEFANO, CHAIRMAN
JONATHAN K. FARNUM, VICE CHAIRMAN
LOUISE MAURAN
FLORENCE G. JOHNSON
RAYMOND A. XAVIER
WILLIAM P. SHIELDS, JR.
JAMES LYNCH, SR.

SECRETARY
JANET L. ARMSTRONG

LEGAL ADVISOR
ANTHONY J. BUCCI, JR.


CHIEF AUDITOR
HENRY A. JOHNSON

ADMINISTRATIVE ASSISTANT
FRANCES A. KEATING

STATISTICIAN
WILLIAM J. DAILEY


DEPUTY ADMINISTRATIVE ASSISTANT
BEVERLY J. CHASE

OFFICE
50 BRANCH AVENUE, PROVIDENCE, RHODE ISLAND 02904
(401) 277-2345




INDEX

REPUBLICAN PRIMARY, SEPTEMBER 13,1994	PAGE 1
DEMOCRATIC PRIMARY, SEPTEMBER 13,1994	PAGE 8
LIST OF CANDIDATES FOR STATE AND FEDERAL OFFICES IN THE GENERAL ELECTION, NOVEMBER 8, 1994	PAGE 21
PERCENTAGE OF VOTES CAST IN THE GENERAL ELECTION	PAGE 22
VOTES CAST BY COUNTY FOR FEDERAL AND STATE OFFICES	PAGE 23
VOTES CAST BY CITY & TOWN FOR FEDERAL AND STATE OFFICES	PAGE 26
VOTES CAST FOR REFERENDA	PAGE 33
VOTE DISTRICT TOTALS BY CITY & TOWN FOR FEDERAL AND STATE OFFICES	PAGE 49
REPRESENTATIVE AND SENATE DISTRICT ELECTIONS	PAGE 105
WRITE-IN VOTES	PAGE 142



REPUBLICAN AND DEMOCRATIC PRIMARIES

SEPTEMBER 13, 1994



REPUBLICAN PRIMARY - SEPTEMBER 13, 1994
 NATIONAL AND STATE CANDIDATES
 NOMINATED WITHOUT OPPOSITION

United States Congress - 2nd District A. John Elliot
 Secretary of State Barbara M. Leonard
 Attorney General Jeffrey B. Pine
 General Treasurer Nancy J. Mayer

REPUBLICAN PRIMARY - SEPTEMBER 13, 1994
 CONGRESS - 1ST DISTRICT

City/Town	Vigilante	Southern
BARRINGTON	1214	364
BRISTOL	589	243
BURRILLVILLE	227	96
CENTRAL FALLS	124	55
CUMBERLAND	908	249
EAST PROVIDENCE	1209	308
JAMESTOWN	302	237
LINCOLN	1475	487
LITTLE COMPTON	266	76
MIDDLETOWN	597	376
NEWPORT	964	488
NORTH PROVIDENCE	270	94
NORTH SMITHFIELD	520	108
PAWTUCKET	1086	278
PORTSMOUTH	938	369
PROVIDENCE	939	191
SMITHFIELD	657	219
TIVERTON	373	164
WARREN	247	98
WOONSOCKET	772	211
STATE TOTALS	13,677	4,711

REPUBLICAN PRIMARY - SEPTEMBER 13, 1995
U.S. SENATE

City/Town	Chafee	Post
BARRINGTON	1357	324
BRISTOL	664	233
BURRILLVILLE	214	141
CENTRAL FALLS	124	91
CHARLESTOWN	495	169
COVENTRY	737	582
CRANSTON	2704	1116
CUMBERLAND	829	415
EAST GREENWICH	807	291
EAST PROVIDENCE	1150	499
EXETER	121	139
FOSTER	236	163
GLOCESTER	372	241
HOPKINTON	143	94
JAMESTOWN	409	133
JOHNSTON	277	217
LINCOLN	1592	617
LITTLE COMPTON	285	97
MIDDLETOWN	807	254
NARRAGANSETT	535	266
NEWPORT	1244	336
NEW SHOREHAM	80	15
NORTH KINGSTOWN	1056	625
NORTH PROVIDENCE	265	140
NORTH SMITHFIELD	460	214
PAWTUCKET	987	510
PORTSMOUTH	1074	391
PROVIDENCE	1567	492
RICHMOND	134	106
SCITUATE	500	348
SMITHFIELD	608	355
SOUTH KINGSTOWN	674	261
TIVERTON	396	211
WARREN	268	100
WARWICK	2730	1236
WESTERLY	527	192
WEST GREENWICH	179	142
WEST WARWICK	652	381
WOONSOCKET	647	380
STATE TOTALS	27,906	12,517

REPUBLICAN PRIMARY - SEPTEMBER 13, 1994
GOVERNOR

City/Town	Machtley	Almond
BARRINGTON	950	794
BRISTOL	483	455
BURRILLVILLE	187	177
CENTRAL FALLS	78	155
CHARLESTOWN	272	431
COVENTRY	404	974
CRANSTON	1509	2568
CUMBERLAND	440	913
EAST GREENWICH	390	737
EAST PROVIDENCE	746	1026
EXETER	71	198
FOSTER	150	257
GLOCESTER	180	453
HOPKINTON	131	119
JAMESTOWN	338	231
JOHNSTON	172	339
LINCOLN	367	2100
LITTLE COMPTON	229	181
MIDDLETOWN	892	232
NARRAGANSETT	311	551
NEWPORT	1346	320
NEW SHOREHAM	34	62
NORTH KINGSTOWN	555	1190
NORTH PROVIDENCE	163	270
NORTH SMITHFIELD	412	340
PAWTUCKET	559	1101
PORTSMOUTH	1209	306
PROVIDENCE	1161	1101
RICHMOND	83	164
SCITUATE	260	611
SMITHFIELD	334	683
SOUTH KINGSTOWN	372	590
TIVERTON	420	2226
WARREN	186	213
WARWICK	1193	2957
WESTERLY	451	331
WEST GREENWICH	75	256
WEST WARWICK	327	785
WOONSOCKET	710	476
STATE TOTALS	18,150	24,873

REPUBLICAN PRIMARY - SEPTEMBER 13, 1994

LIEUTENANT GOVERNOR

City/Town	Feroce	Plante	Nerney
BARRINGTON	718	335	320
BRISTOL	336	187	205
BURRILLVILLE	127	78	102
CENTRAL FALLS	65	68	42
CHARLESTOWN	285	180	85
COVENTRY	575	378	185
CRANSTON	1543	767	880
CUMBERLAND	378	288	370
EAST GREENWICH	368	216	283
EAST PROVIDENCE	622	397	304
EXETER	79	78	46
FOSTER	139	91	105
GLOCESTER	158	130	220
HOPKINTON	105	60	38
JAMESTOWN	206	137	94
JOHNSTON	146	114	137
LINCOLN	598	615	587
LITTLE COMPTON	177	77	55
MIDDLETOWN	402	235	183
NARRAGANSETT	283	209	206
NEWPORT	626	319	319
NEW SHOREHAM	33	20	31
NORTH KINGSTOWN	510	423	453
NORTH PROVIDENCE	168	80	108
NORTH SMITHFIELD	233	131	222
PAWTUCKET	491	391	400
PORTSMOUTH	636	336	195
PROVIDENCE	1000	390	405
RICHMOND	81	67	48
SCITUATE	278	166	288
SMITHFIELD	175	138	620
SOUTH KINGSTOWN	331	243	0
TIVERTON	245	173	93
WARREN	158	81	71
WARWICK	1447	1037	884
WESTERLY	340	166	95
WEST GREENWICH	119	98	52
WEST WARWICK	669	254	95
WOONSOCKET	369	258	237
STATE TOTALS	15,219	9,411	9,063

REPUBLICAN PRIMARY - SEPTEMBER 13, 1994
SENATORS

1. NO CANDIDATE
2. STEVEN FRIAS NOMINATED WITHOUT OPPOSITION
3. EDITH R. LAWSON NOMINATED WITHOUT OPPOSITION
4. JAMES S. REYNOLDS NOMINATED WITHOUT OPPOSITION
5. MARK E. MEENAN NOMINATED WITHOUT OPPOSITION
6. R. HAROLD THOMAS NOMINATED WITHOUT OPPOSITION
7. NO CANDIDATE
8. NAOMI DAVIS YOUNG NOMINATED WITHOUT OPPOSITION
9. AMELIO CIOFFI NOMINATED WITHOUT OPPOSITION
10. EDWARD K. HOOKS NOMINATED WITHOUT OPPOSITION
11. NO CANDIDATE
12. NO CANDIDATE
13. LOUIS ANTHONY SCUDIERI NOMINATED WITHOUT OPPOSITION
14. STEVEN VOCCOLA NOMINATED WITHOUT OPPOSITION
15. PETER L. WILKINSON NOMINATED WITHOUT OPPOSITION
16. THOMAS PAUL STONE NOMINATED WITHOUT OPPOSITION
17. STEVEN ARCHER NOMINATED WITHOUT OPPOSITION
18. NORMAN L. SEIDERS NOMINATED WITHOUT OPPOSITION
19. LOUIS F. VASTANO, JR. NOMINATED WITHOUT OPPOSITION
20. ROBERT E. DICARLO NOMINATED WITHOUT OPPOSITION
21. LEO R. BLAIS NOMINATED WITHOUT OPPOSITION
22. NO CANDIDATE
23. ROBIN PORTER NOMINATED WITHOUT OPPOSITION
24. KENNETH A. CAPALBO NOMINATED WITHOUT OPPOSITION
25. W. MICHAEL SULLIVAN NOMINATED WITHOUT OPPOSITION
26. DENNIS L. ALGIERE NOMINATED WITHOUT OPPOSITION
27. RICHARD N. MULLIGAN NOMINATED WITHOUT OPPOSITION
28. ROBERT R. LARRIVEE NOMINATED WITHOUT OPPOSITION
29. MICHAEL J. FLYNN NOMINATED WITHOUT OPPOSITION
30. NO CANDIDATE
31. ROGER R. NAULT NOMINATED WITHOUT OPPOSITION
32. LUCIEN N. PRATT NOMINATED WITHOUT OPPOSITION
33. NATHAN THOMAS JONES NOMINATED WITHOUT OPPOSITION
34. MICHAEL R. DEBATT NOMINATED WITHOUT OPPOSITION
35. NO CANDIDATE
36. DENIS T. TEAGUE NOMINATED WITHOUT OPPOSITION
37. NO CANDIDATE
38. NO CANDIDATE
39. PAUL A. DINSMORE NOMINATED WITHOUT OPPOSITION
40. HOLLY J. FOURNIER NOMINATED WITHOUT OPPOSITION
41. BRADFORD GORHAM 1,268; LORI A. ANDREWS 371; GORHAM PLURALITY 897
42. NO CANDIDATE
43. GILBERT W. MEDEIROS NOMINATED WITHOUT OPPOSITION
44. DAVID E. BATES NOMINATED WITHOUT OPPOSITION
45. MARY A. PARELLA NOMINATED WITHOUT OPPOSITION
46. GEORGE A. EASLEY NOMINATED WITHOUT OPPOSITION
47. KAREN F. CARROLL NOMINATED WITHOUT OPPOSITION
48. JUNE N. GIBBS NOMINATED WITHOUT OPPOSITION
49. ELLEN MARY MCDONAGH NOMINATED WITHOUT OPPOSITION
50. NO CANDIDATE

REPUBLICAN PRIMARY - SEPTEMBER 13, 1994
REPRESENTATIVES

1. NO CANDIDATE
2. NO CANDIDATE
3. NO CANDIDATE
4. NO CANDIDATE
5. NO CANDIDATE
6. JOHN M. WALSH NOMINATED WITHOUT OPPOSITION
7. NO CANDIDATE
8. NO CANDIDATE
9. NO CANDIDATE
10. NO CANDIDATE
11. NO CANDIDATE
12. NO CANDIDATE
13. NO CANDIDATE
14. JOSEPH N. TOMASSO NOMINATED WITHOUT OPPOSITION
15. RICHARD P. HANSON, JR. NOMINATED WITHOUT OPPOSITION
16. NO CANDIDATE
17. MARY C. ROSS NOMINATED WITHOUT OPPOSITION
18. NO CANDIDATE
19. NO CANDIDATE
20. RAYMOND F. FAY NOMINATED WITHOUT OPPOSITION
21. PAUL H. ARCHETTO NOMINATED WITHOUT OPPOSITION
22. ROCK J. DELLASANDRO NOMINATED WITHOUT OPPOSITION
23. BROCK D. BIERMAN NOMINATED WITHOUT OPPOSITION
24. DAVID A. DIMEO NOMINATED WITHOUT OPPOSITION
25. NO CANDIDATE
26. JOHN F. CODY, JR. NOMINATED WITHOUT OPPOSITION
27. NO CANDIDATE
28. BRIAN MORETTI NOMINATED WITHOUT OPPOSITION
29. ERNEST E. YOUNG, III NOMINATED WITHOUT OPPOSITION
30. PAUL J. TOCCO NOMINATED WITHOUT OPPOSITION
31. NO CANDIDATE
32. JONATHAN R. WHEELER NOMINATED WITHOUT OPPOSITION
33. JAMIE D. MOORE NOMINATED WITHOUT OPPOSITION
34. RICHARD J. FEROLITO, JR. NOMINATED WITHOUT OPPOSITION
35. HENRY A. JOHNSON, JR. NOMINATED WITHOUT OPPOSITION
36. MIA CAETANO NOMINATED WITHOUT OPPOSITION
37. NO CANDIDATE
38. RICHARD BROCHU NOMINATED WITHOUT OPPOSITION
39. CLIFFORD M. CARLSON NOMINATED WITHOUT OPPOSITION
40. RICHARD E. FLEURY NOMINATED WITHOUT OPPOSITION
41. JOHN J. DONOFRIO NOMINATED WITHOUT OPPOSITION
42. NO CANDIDATE
43. ROBERT A. WATSON NOMINATED WITHOUT OPPOSITION
44. NO CANDIDATE
45. A. DONALD STEINMAN NOMINATED WITHOUT OPPOSITION
46. JEFFREY D. TABER NOMINATED WITHOUT OPPOSITION
47. ANNE E.N. HOXSIE NOMINATED WITHOUT OPPOSITION
48. EUGENE G. BERNARDO, II NOMINATED WITHOUT OPPOSITION
49. LEONA A. KELLEY NOMINATED WITHOUT OPPOSITION
50. NO CANDIDATE

REPUBLICAN PRIMARY, SEPTEMBER 13, 1994
REPRESENTATIVES (CONT'D)

51. MARY LOU WALTER NOMINATED WITHOUT OPPOSITION
52. NO CANDIDATE
53. SANDRA CAMPBELL NOMINATED WITHOUT OPPOSITION
54. WAYNE L. SALISBURY NOMINATED WITHOUT OPPOSITION
55. NO CANDIDATE
56. NO CANDIDATE
57. SUSAN IANNITELLI NOMINATED WITHOUT OPPOSITION
58. JOHN M. FAY NOMINATED WITHOUT OPPOSITION
59. CHARLES E. MCDEVITT NOMINATED WITHOUT OPPOSITION
60. SCOTT P. RABIDEAU NOMINATED WITHOUT OPPOSITION
61. NO CANDIDATE
62. ROBERT PAUL BOUCHER NOMINATED WITHOUT OPPOSITION
63. NO CANDIDATE
64. SUZANNE E. POULIOT NOMINATED WITHOUT OPPOSITION
65. NO CANDIDATE
66. NO CANDIDATE
67. DAVID A. DARLINGTON NOMINATED WITHOUT OPPOSITION
68. NO CANDIDATE
69. JAMES E. BARDEN, JR. NOMINATED WITHOUT OPPOSITION
70. NO CANDIDATE
71. NO CANDIDATE
72. NO CANDIDATE
73. NO CANDIDATE
74. NO CANDIDATE
75. NO CANDIDATE
76. NO CANDIDATE
77. NO CANDIDATE
78. NO CANDIDATE
79. NO CANDIDATE
80. NO CANDIDATE
81. THOMAS C. DEPATIE NOMINATED WITHOUT OPPOSITION
82. NO CANDIDATE
83. NO CANDIDATE
84. ALBERT E. POIRIER, JR. NOMINATED WITHOUT OPPOSITION
85. NO CANDIDATE
86. NO CANDIDATE
87. NO CANDIDATE
88. JOSEPH M. CODEGA NOMINATED WITHOUT OPPOSITION
89. PAULINE ACCIARDO NOMINATED WITHOUT OPPOSITION
90. CHARLES E. MILLARD, JR. NOMINATED WITHOUT OPPOSITION
91. VIRGINIA L. BUTTERWORTH NOMINATED WITHOUT OPPOSITION
92. NO CANDIDATE
93. THOMAS G. BOWMAN NOMINATED WITHOUT OPPOSITION
94. JOAN B. QUICK NOMINATED WITHOUT OPPOSITION
95. BRUCE J. LONG NOMINATED WITHOUT OPPOSITION
96. HUBERT E. LITTLE NOMINATED WITHOUT OPPOSITION
97. NO CANDIDATE
98. NOAH J. ANACLETO NOMINATED WITHOUT OPPOSITION
99. CHRISTINE H. CALLAHAN NOMINATED WITHOUT OPPOSITION
100. NO CANDIDATE

DEMOCRATIC PRIMARY - SEPTEMBER 13, 1994
 NATIONAL AND STATE CANDIDATES
 NOMINATED WITHOUT OPPOSITION

United States Senator.....Linda J. Kushner
 United States Congress - 2nd DistrictJohn F. Reed
 Attorney GeneralSara M. Quinn
 General TreasurerRichard H. James

DEMOCRATIC PRIMARY - SEPTEMBER 13, 1994
 CONGRESS - 1ST DISTRICT

City/Town	Kennedy	Jaques
BARRINGTON	783	266
BRISTOL	1365	227
BURRILLVILLE	696	211
CENTRAL FALLS	936	184
CUMBERLAND	2990	958
EAST PROVIDENCE	2852	697
JAMESTOWN	313	88
LITTLE COMPTON	1000	400
LINCOLN	163	44
MIDDLETOWN	510	131
NEWPORT	1235	312
NORTH PROVIDENCE	5817	1695
NORTH SMITHFIELD	529	214
PAWTUCKET	4502	1102
PORTSMOUTH	578	151
PROVIDENCE	4406	1294
SMITHFIELD	911	372
TIVERTON	1156	318
WARREN	709	171
WOONSOCKET	1764	555
STATE TOTALS	33,215	9,390

DEMOCRATIC PRIMARY - SEPTEMBER 13, 1994

GOVERNOR

City/Town	Sundlun	Gill	Durfee	York
BARRINGTON	228	18	107	853
BRISTOL	598	51	217	871
BURRILLVILLE	282	30	156	528
CENTRAL FALLS	453	67	149	584
CHARLESTOWN	60	5	24	198
COVENTRY	465	55	174	1027
CRANSTON	2090	184	777	4358
CUMBERLAND	1300	195	537	2338
EAST GREENWICH	163	12	76	525
EAST PROVIDENCE	1019	98	472	2316
EXETER	80	12	35	236
FOSTER	22	0	14	127
GLOCESTER	106	3	49	260
HOPKINTON	39	2	34	160
JAMESTOWN	102	5	60	324
JOHNSTON	1716	295	914	3975
LINCOLN	431	72	205	879
LITTLE COMPTON	59	4	71	111
MIDDLETOWN	219	22	97	384
NARRAGANSETT	341	12	152	839
NEWPORT	515	44	216	1030
NEW SHOREHAM	42	3	14	52
NORTH KINGSTOWN	353	24	187	1164
NORTH PROVIDENCE	2758	300	1019	4966
NORTH SMITHFIELD	257	34	109	411
PAWTUCKET	1809	254	893	3312
PORTSMOUTH	229	18	118	453
PROVIDENCE	5505	517	1748	10,354
RICHMOND	70	4	35	245
SCITUATE	85	5	48	292
SMITHFIELD	332	38	150	935
SOUTH KINGSTOWN	349	19	179	1608
TIVERTON	404	49	606	690
WARREN	357	24	134	499
WARWICK	2992	346	1501	7239
WESTERLY	196	17	67	314
WEST GREENWICH	73	7	41	181
WEST WARWICK	466	88	160	943
WOONSOCKET	867	134	369	1138
STATE TOTALS	27,432	3,067	11,914	56,719

DEMOCRATIC PRIMARY - SEPTEMBER 13, 1994
LIEUTENANT GOVERNOR

City/Town	Weygand	Tesseris	Driver
BARRINGTON	710	58	284
BRISTOL	1074	77	274
BURRILLVILLE	549	134	215
CENTRAL FALLS	794	91	194
CHARLESTOWN	82	13	165
COVENTRY	938	116	492
CRANSTON	3973	497	1827
CUMBERLAND	2779	308	820
EAST GREENWICH	398	37	261
EAST PROVIDENCE	2808	180	649
EXETER	156	18	169
FOSTER	86	25	39
GLOCESTER	182	114	88
HOPKINTON	80	12	129
JAMESTOWN	247	27	130
JOHNSTON	3599	637	1430
LINCOLN	910	154	328
LITTLE COMPTON	126	11	51
MIDDLETOWN	456	47	109
NARRAGANSETT	634	65	432
NEWPORT	1109	99	326
NEW SHOREHAM	64	7	21
NORTH KINGSTOWN	851	87	623
NORTH PROVIDENCE	4705	893	1784
NORTH SMITHFIELD	476	70	151
PAWTUCKET	3812	528	1428
PORTSMOUTH	548	36	163
PROVIDENCE	9275	1728	3705
RICHMOND	98	14	226
SCITUATE	193	51	126
SMITHFIELD	843	166	318
SOUTH KINGSTOWN	870	61	966
TIVERTON	928	90	303
WARREN	644	39	145
WARWICK	6784	630	3271
WESTERLY	283	28	203
WEST GREENWICH	108	16	156
WEST WARWICK	902	106	439
WOONSOCKET	1511	212	453
STATE TOTALS	54,585	7,482	22,893

DEMOCRATIC PRIMARY - SEPTEMBER 13, 1995
SECRETARY OF STATE

City/Town	Langevin	Rickman	Califano	Carlevale
BARRINGTON	215	261	659	21
BRISTOL	681	353	371	41
BURRILLVILLE	419	262	121	38
CENTRAL FALLS	628	229	114	39
CHARLESTOWN	97	78	36	22
COVENTRY	826	323	202	219
CRANSTON	3149	1837	1055	372
CUMBERLAND	2057	865	550	177
EAST GREENWICH	276	229	134	51
EAST PROVIDENCE	1566	1123	682	120
EXETER	139	86	39	63
FOSTER	67	47	26	9
GLOCESTER	182	108	48	30
HOPKINTON	83	50	42	28
JAMESTOWN	176	110	96	17
JOHNSTON	2833	1120	1046	641
LINCOLN	734	366	225	50
LITTLE COMPTON	86	53	44	8
MIDDLETOWN	301	117	153	32
NARRAGANSETT	551	311	209	78
NEWPORT	634	386	360	97
NEW SHOREHAM	33	45	16	1
NORTH KINGSTOWN	683	467	245	129
NORTH PROVIDENCE	4145	1521	1428	653
NORTH SMITHFIELD	380	153	92	24
PAWTUCKET	2766	1633	893	237
PORTSMOUTH	341	145	187	32
PROVIDENCE	6329	5909	2479	855
RICHMOND	116	109	52	33
SCITUATE	169	127	58	28
SMITHFIELD	650	357	205	74
SOUTH KINGSTOWN	669	629	319	141
TIVERTON	707	244	306	59
WARREN	434	186	215	23
WARWICK	7525	2189	1048	515
WESTERLY	252	91	132	32
WEST GREENWICH	103	75	27	70
WEST WARWICK	852	310	196	110
WOONSOCKET	1222	486	322	114
STATE TOTALS	43,076	22,990	14,432	5,283

DEMOCRATIC PRIMARY - SEPTEMBER 13, 1994
SENATORS

1. MARYELLEN GOODWIN NOMINATED WITHOUT OPPOSITION
2. JOHN M. RONEY NOMINATED WITHOUT OPPOSITION
3. RHODA E. PERRY 2,196; STEPHEN C. BROOMFIELD 532; PERRY PLURALITY 1,664
4. DOMINICK J. RUGGERIO 2,040; DONALD E. BERTRAND 763 RUGGERIO PLURALITY 1,227
5. CATHERINE E. GRAZIANO NOMINATED WITHOUT OPPOSITION
6. ROBERT WILSON SMITH 669; EDWARD F. HOLLAND 814; HOLLAND PLURALITY 145
7. ROBERT J. PALAZZO 1,538; JOHN COTOIA 923; DIRK J. HENNESSEY 98;
PALAZZO PLURALITY 615
8. FRANK T. CAPRIO NOMINATED WITHOUT OPPOSITION
9. CHARLES D. WALTON NOMINATED WITHOUT OPPOSITION
10. ROBERT T. KELLS 1,207; WILBUR W. JENNINGS, JR. 456; KELLS PLURALITY 751
11. STEVEN A. ROBINSON 753; WILLIAM P. FITZPATRICK 979; RAYMOND TURGEON 105
FITZPATRICK PLURALITY 226
12. JOHN R. O'LEARY NOMINATED WITHOUT OPPOSITION
13. THOMAS J. IZZO NOMINATED WITHOUT OPPOSITION
14. ELEANOR C. SASSO NOMINATED WITHOUT OPPOSITION
15. EDWARD J. LAWRENCE NOMINATED WITHOUT OPPOSITION
16. MICHAEL J. MCCAFFREY 2,570; VICTOR A. SCHIFFMAN, JR. 615; MCCAFFREY PLURALITY 1,955
17. WILLIAM A. WALASKA 1,593; JOHN T. KIRBY 1,002; WALASKA PLURALITY 591
18. JOHN C. REVENS, JR. NOMINATED WITHOUT OPPOSITION
19. STEPHEN D. ALVES NOMINATED WITHOUT OPPOSITION
20. JENNIE D. DAY NOMINATED WITHOUT OPPOSITION
21. GWENDOLYN M. WESTERMAN 666; ROBERT J. KOWAL 228; WESTERMAN PLURALITY 438
22. J. MICHAEL LENIHAN NOMINATED WITHOUT OPPOSITION
23. GEORGE P. GALLAGHER NOMINATED WITHOUT OPPOSITION
24. DOMENIC A. DESANDRO, III NOMINATED WITHOUT OPPOSITION
25. E. ROBERT CORRIGAN, JR. NOMINATED WITHOUT OPPOSITION
26. NO CANDIDATE
27. CHARLES J. FOGARTY NOMINATED WITHOUT OPPOSITION
28. JOSEPH M. POLISENA 3,282; PEGGY SUE VENDITELLI 1,386; POLISENA PLURALITY 1,896
29. PAUL J. PANICHAS 676; ERIC BROSTEN 373; PANICHAS PLURALITY 303
30. PAUL S. KELLY NOMINATED WITHOUT OPPOSITION
31. MARC A. COTE NOMINATED WITHOUT OPPOSITION
32. ROGER BADEAU NOMINATED WITHOUT OPPOSITION
33. SANDRA K. HANAWAY NOMINATED WITHOUT OPPOSITION
34. JONATHAN F. OSTER 1,158; JOSEPH A. PICOZZI 536; OSTER PLURALITY 622
35. DANIEL J. ISSA 1,079; JOSEPHINE MCLAUGHLIN 459; ISSA PLURALITY 620
36. GREGORY J. SCHADONE 1,908; JOHN A. CELONA 2,944; MARY ANNE PAOLUCCI 812
OLON REEDER 156; CELONA PLURALITY 1,036
37. JOSEPH A. MONTALBANO NOMINATED WITHOUT OPPOSITION
38. JOHN F. MCBURNEY, III NOMINATED WITHOUT OPPOSITION
39. WILLIAM V. IRONS NOMINATED WITHOUT OPPOSITION
40. THOMAS R. CODERRE 1,049; ROBERT A. FOX 642; CODERRE PLURALITY 407
41. RAYMOND LEE CAPOBIANCO NOMINATED WITHOUT OPPOSITION
42. PAUL J. TAVARES NOMINATED WITHOUT OPPOSITION
43. JAMES P. MCSTAY NOMINATED WITHOUT OPPOSITION
44. NO CANDIDATE
45. NO CANDIDATE
46. HELEN M. MATHIEU NOMINATED WITHOUT OPPOSITION
47. WILLIAM ENOS NOMINATED WITHOUT OPPOSITION
48. NO CANDIDATE
49. M. TERESA PAIVA-WEED NOMINATED WITHOUT OPPOSITION
50. J. CLEMENT CICILLINE NOMINATED WITHOUT OPPOSITION

DEMOCRATIC PRIMARY - SEPTEMBER 13, 1994
REPRESENTATIVES

1. JOHN J. MCCAULEY, JR. 470; HELEN IASIMONE 253; MCCAULEY PLURALITY 217
2. PAUL E. MOURA NOMINATED WITHOUT OPPOSITION
3. EDITH H. AJELLO 405; JOHN S. ASPENWALL 173; AJELLO PLURALITY 232
4. BONNIE A. SEKERES 827; DAVID N. CICILLINE 983; CICILLINE PLURALITY 156
5. GORDON FOX NOMINATED WITHOUT OPPOSITION
6. JOHN J. DESIMONE NOMINATED WITHOUT OPPOSITION
7. THOMAS J. RYAN 610; JOANNE M. GIANNINI 1,038; ROBERT WISE 1,005
GIANNINI PLURALITY 33
8. THOMAS A. PALANGIO 999; MARY E. BATASTINI 469; PALANGIO PLURALITY 530
9. ANASTASIA P. WILLIAMS NOMINATED WITHOUT OPPOSITION
10. PETER N. WASYLYK NOMINATED WITHOUT OPPOSITION
11. BAMBILYN BREECE CAMBIO NOMINATED WITHOUT OPPOSITION
12. STEVEN F. SMITH 839; DIRK HENNESSEY 160; SMITH PLURALITY 679
13. CHARLENE LIMA 950; MICHAEL DIRAIMO 395; LIMA PLURALITY 555
14. STEVEN M. COSTANTINO 674; MICHAEL J. BERARDUCCI 453; MICHAEL A. TARRO 254
COSTANTINO PLURALITY 221
15. ELLEN A. KELLNER NOMINATED WITHOUT OPPOSITION
16. BRIAN PATRICK KENNEDY NOMINATED WITHOUT OPPOSITION
17. THOMAS C. SLATER 634; DALE L. SANTOS 258; SLATER PLURALITY 376
18. JOHN P. TOMASSO 321; JOSEPH C. BURTON 56; MARSHA E. CARPENTER 331
CARPENTER PLURALITY 10
19. HAROLD M. METTS NOMINATED WITHOUT OPPOSITION
20. GEORGE A. CASTRO NOMINATED WITHOUT OPPOSITION
21. MICHAEL S. PISATURO NOMINATED WITHOUT OPPOSITION
22. BEATRICE LANZI NOMINATED WITHOUT OPPOSITION
23. JAMES J. GINOLFI NOMINATED WITHOUT OPPOSITION
24. FRANK A. MONTANARO NOMINATED WITHOUT OPPOSITION
25. JOSEPH A. DELORENZO, JR. 494; PETER G. PALUMBO 603; PALUMBO PLURALITY 109
26. ROBERT B. JACQUARD 723; CARMINE DEPETRILLO 183; JACQUARD PLURALITY 540
27. JOHN S. SIMONIAN NOMINATED WITHOUT OPPOSITION
28. NANCY HETHERINGTON 686; BERNARD E. LONG 169; ROBERT J. SULLIVAN 296
HETHERINGTON PLURALITY 390
29. JOSEPH MCNAMARA 817; JAMES S. LAWRENCE 553; NANCY E. THOMPSON 180
MCNAMARA PLURALITY 264
30. PAUL V. SHERLOCK NOMINATED WITHOUT OPPOSITION
31. LEONIDAS RAPTAKIS NOMINATED WITHOUT OPPOSITION
32. JOSEPH M. BONN 689; EILEEN S. NAUGHTON; 1,125; NAUGHTON PLURALITY 436
33. PETER T. GINAITT NOMINATED WITHOUT OPPOSITION
34. ROBERT E. FLAHERTY NOMINATED WITHOUT OPPOSITION
35. GEORGE A. ZAINYEH NOMINATED WITHOUT OPPOSITION
36. RUSSELL BRAMLEY NOMINATED WITHOUT OPPOSITION
37. WILLIAM C. MCGOWAN NOMINATED WITHOUT OPPOSITION
38. TIMOTHY A. WILLIAMSON NOMINATED WITHOUT OPPOSITION
39. WILLIAM J. MURPHY NOMINATED WITHOUT OPPOSITION
40. KENNETH J. LEMME NOMINATED WITHOUT OPPOSITION
41. EDWARD S. INMAN, III NOMINATED WITHOUT OPPOSITION
42. STEPHEN J. ANDERSON NOMINATED WITHOUT OPPOSITION
43. DAVID G. ZARTARIAN NOMINATED WITHOUT OPPOSITION
44. SUZANNE M. HENSELER NOMINATED WITHOUT OPPOSITION
45. MELVOID J. BENSON NOMINATED WITHOUT OPPOSITION
46. KENNETH CARTER NOMINATED WITHOUT OPPOSITION
47. CHARLES K. KNOWLES NOMINATED WITHOUT OPPOSITION
48. DONALD J. LALLY, JR. NOMINATED WITHOUT OPPOSITION
49. NO CANDIDATE
50. DAVID J. PANCIERA NOMINATED WITHOUT OPPOSITION

DEMOCRATIC PRIMARY - SEPTEMBER 13, 1994
REPRESENTATIVES (CONT'D)

51. NO CANDIDATE
52. MARGUERITE BUMPUS NOMINATED WITHOUT OPPOSITION
53. NO CANDIDATE
54. ELAINE T. TOOHEY 159; KATHLEEN M. MCCOY 193; MCCOY PLURALITY 34
55. ALFRED RUSSO, JR. 1,354; KAREN TORTI 1,301; RUSSO PLURALITY 53
56. JOSEPH J. VOCCOLA 1,687; JENNIFER CHAMPAGNE-MARTELLI 960
PAUL D. SANTILLI 437; VOCCOLA PLURALITY 727
57. BURLEIGH M. BRIGGS NOMINATED WITHOUT OPPOSITION
58. RENE R. MENARD NOMINATED WITHOUT OPPOSITION
59. JOHN J. CULLEN 423; JOHN D. BARR, III 498; BARR PLURALITY 75
60. MICHAEL D. SAN ANTONIA 214; GEORGE H. GINGELL 257; GINGELL PLURALITY 43
61. ROBERT B. LOWE 539; WILLIAM J. FLANAGAN 380; LOWE PLURALITY 159
62. BARBARA C. BURLINGAME NOMINATED WITHOUT OPPOSITION
63. GERARD M. MARTINEAU NOMINATED WITHOUT OPPOSITION
64. NANCY L. BENOIT NOMINATED WITHOUT OPPOSITION
65. MARC C. LAUZON NOMINATED WITHOUT OPPOSITION
66. ROGER A. PICARD 428; ROBERT T. BAILEY 245; PICARD PLURALITY 183
67. DONALD O. REILLY, JR. 586; BARBARA M. CRUISE 284; WILLIAM M. HEFFERNAN 551;
KEVIN P. LANDRY 200; CHARLES D. WILK 307; REILLY PLURALITY 35
68. FRANCIS A. GASCHEN NOMINATED WITHOUT OPPOSITION
69. THOMAS J. WINFIELD NOMINATED WITHOUT OPPOSITION
70. FRANK J. ANZEVENO NOMINATED WITHOUT OPPOSITION
71. VINCENT MESOLELLA NOMINATED WITHOUT OPPOSITION
72. JOSEPH L. FARIA NOMINATED WITHOUT OPPOSITION
73. ROBERT R. BROUSSEAU 626; KENNETH L. IANNELLI 524;
BROUSSEAU PLURALITY 102
74. MARK M. MONTALBANO NOMINATED WITHOUT OPPOSITION
75. WILLIAM SAN BENTQ JR. NOMINATED WITHOUT OPPOSITION
76. JOHN B. HARWOOD NOMINATED WITHOUT OPPOSITION
77. MABEL M. ANDERSON NOMINATED WITHOUT OPPOSITION
78. ELAINE A. CODERRE NOMINATED WITHOUT OPPOSITION
79. ANTONIO J. PIRES NOMINATED WITHOUT OPPOSITION
80. PETER F. KILMARTIN NOMINATED WITHOUT OPPOSITION
81. EUGENE F. GARVEY NOMINATED WITHOUT OPPOSITION
82. EDWARD R. LYNCH NOMINATED WITHOUT OPPOSITION
83. MARIA J. LOPES NOMINATED WITHOUT OPPOSITION
84. HENRY C. ROSE NOMINATED WITHOUT OPPOSITION
85. RAYMOND C. COELHO NOMINATED WITHOUT OPPOSITION
86. GEORGE D. CARUOLO NOMINATED WITHOUT OPPOSITION
87. SANDRA M. BARONE NOMINATED WITHOUT OPPOSITION
88. MARK B. HEFFNER NOMINATED WITHOUT OPPOSITION
89. TIMOTHY LEE AVILA 392; JAMES F. LOMBARDO 499; LOMBARDO PLURALITY 107
90. THOMAS J. SOUSA NOMINATED WITHOUT OPPOSITION
91. LAWRENCE J. FERGUSON NOMINATED WITHOUT OPPOSITION
92. EDWARD J. SMITH 438; JAMES F. TOWERS 490; DARLENE M. VAN STRATEN 425;
TOWERS PLURALITY 13
93. CHARLES J. LEVESQUE NOMINATED WITHOUT OPPOSITION
94. JOSEPH BOSSOM NOMINATED WITHOUT OPPOSITION
95. NO CANDIDATE
96. NO CANDIDATE
97. JEFFREY J. TEITZ NOMINATED WITHOUT OPPOSITION
98. MARY E. LEVESQUE NOMINATED WITHOUT OPPOSITION
99. FREDERICK C. CAVALLARO NOMINATED WITHOUT OPPOSITION
100. PAUL W. CROWLEY NOMINATED WITHOUT OPPOSITION

DEMOCRATIC PRIMARY - SEPTEMBER 13, 1994
 SENATORIAL DISTRICT COMMITTEES

Dist. Number			
1.	Providence (elect 5)	Mary A. Cauchon	1,036
		Robert E. Dickson	982
		Kevin F. McHugh	1,133
		Scot S. Silva	962
		George J. West, Jr.	1,108
		Steven Bagian	460
6.	South Kingstown New Shoreham (elect 7)	Joel A. Dain	535
		Ann B. Eno	631
		Walter J. Gray	931
		Gloria Heisler	786
		John M. Rose	905
		Terrence G. Simpson	645
		Brendan J. Fogarty	405
		Edward F. Holland	733
		Eleanor M. Mullaney	429
		Raymond W. Quirk, Jr.	293
11.	Cranston (elect 5)	John A. Drumm	619
		Paula M. Francese	626
		Evelyn G. Gonsalves	705
		Martha G. Sholes	837
		Louis J. Weiner	647
		Anne Castleton	544
		William P. Fitzpatrick	931
		Marlene L. Roberti	513
		Anne M. Sliney	434
Brian G. Wilder	345		
28.	Johnston (elect 5)	Paula Cappelli	2,335
		Eugene H. Daigneault	1,822
		Michael A. Iannuccilli	2,352
		John A. Pellegrino, Jr.	2,125
		Debra Marie Cardillo	1,492
		Agnes Mancini	1,356
		Lois Marandola	1,397
Alfred A. Williams, III	2,030		
34.	Cumberland Lincoln (elect 7)	Louis E. Azar	790
		Mathew J. Cipriano	827
		Roland J. Desrosiers	809
		William A. Lewis	754
		John A. Lucas	790
		Edward J. Slattery	826
		Leo J. Wagner	739
Douglas A. Cameron	598		

Senatorial District Committees (cont'd)

46.	Bristol	Josephine Furtado	514
	Portsmouth	Eunice H. Lemieux	560
	Warren	Roseann E. Martin	585
	(elect 7)	Raymond W. Martins	588
		Kathleen M. Melvin	575
		Frances C. O'Donnell	603
		Gaetano Polselli, Jr.	527
		Deborah A. Kennedy	481

REPRESENTATIVE DISTRICT COMMITTEES

Dist.
Number

7.	Providence (elect 3)	Jennie A. DiLullo	668
		JoAnn Ryan	895
		Thomas J. Toomey	684
		Pauline C. Fitton	385
		Renato P. Leonelli	555
		Michael N. Masse	380
		Christopher Nocera	759
		Joy A. Starnino	281
		Nora A. Thurber	220
17.	Providence (elect 3)	Clement F. Gormley, Jr.	320
		Elizabeth A. Gormley	414
		Mary Theresa Murphy	506
		Chutekma Am	159
		Wilbur W. Jennings, Jr.	352
		Christopher James Patterson	373
18.	Providence (elect 3)	Rena M. King	209
		Samuel Limiadi	265
		Raymond A. Tomasso	367
		Elizabeth M. Beach	163
		John D. Carpenter, Sr.	315
		Vanessa L. Cooley	250
28.	Cranston Warwick (elect 5)	Annette G. Alexander	541
		Barbara Archambault	624
		Samuel J. Hough	548
		Ellen L. O'Hara	687
		Steven A. Stycos	576
		Robert J. Sullivan	561

Representative District Committees (cont'd)

32.	Warwick (elect 3)	George N. Dubuque, Jr. Michael J. McEntee Constant L. Simonini Tina Christy James E. Cook Albert E. Hagenberg Joann Leonard Charlee M. McElroy	475 913 693 484 337 331 476 384
57.	Smithfield (elect 3)	Joseph T. Cataldo John A. DeAngelis Guido Petteruti Patrick G. Meenan	476 432 432 439
59.	Lincoln (elect 3)	Dorothy M. LaPre Edward J. Slattery James B. Spooner Barbara A. Barr Gilbert Martel	301 398 427 411 135
61.	North Smithfield Burrillville (elect 5)	Daniel J. Andrews Harry A. O'Neill Lucie Riccitelli Conrad L. Robidoux Thomas Roberts Raymond C. Church Allison J. Clifford William J. Flanagan Richard E. Kyte, Jr. John P. Mainville Lee C. Malbon	457 408 290 308 285 329 236 285 208 244 145
66.	Woonsocket (elect 3)	Richard C. Boylen Douglas E. Connell Lisa M. Mencucci Charles C. Baldelli Armand S. Teltreault Edgar C. Turcotte, Jr.	165 199 183 305 230 249

DEMOCRATIC PRIMARY - SEPTEMBER 13, 1994

STATE COMMITTEE MAN

Dist.
Number

7.	Providence	Robert F. Doorley	742
		Patrick G. Reddy	990
14.	Providence	Joseph Fratus	515
		Michael S. Purro, Jr.	492
32.	Warwick	Ronald K. McDermott	1,075
		Louis J. Paglia	384
58.	Cumberland Lincoln	Bruno J. Kurowski	434
		Thomas J. Scully	340
61.	North Smithfield Burrillville	Thomas Roberts	263
		Michael Clifford	173
		Harry A. O'Neill	301
89.	Warren	Timothy Lee Avila	351
		Pasquale T. Annarummo	315
90.	Bristol Warren	Frank R. Camera	185
		John E. Faria	270


DEMOCRATIC PRIMARY - SEPTEMBER 13, 1994

STATE COMMITTEE WOMAN

Dist. Number			
7.	Providence	Lucy M. Corona	973
		Laurie A. Bourke	853
32.	Warwick	Dorothy A. Anderson	760
		Sandra J. Mulcahey	647
54.	Scituate	Elaine T. Toohy	159
		Kathleen M. McCoy	193
58.	Cumberland Lincoln	Pauline D. Connor	490
		Holly J. Susi	227
61.	North Smithfield Burrillville	Carol A. Church	448
		Marie K. Flannagan	325
66.	Woonsocket	Lisa M. Mencucci	197
		Sharon A. Bailey	339
76.	Pawtucket	Patricia Lynch Harwood	346
		Pauline Biron	297
77.	Pawtucket	Barbara M. Gray	620
		Therese L. Carroll	409
81.	Charlestown New Shoreham	Mary Jane Garvey	425
		Toni M. Owens	131
87.	East Providence Barrington South Kingstown	Patricia F. McGuirl	364
		Helen A. Sullivan	266

GENERAL ELECTION

NOVEMBER 8, 1994



NOVEMBER 8, 1995
OFFICIAL CANDIDATES

The candidates for CONGRESS in the FIRST DISTRICT at this election were:

Patrick J. Kennedy of ProvidenceDemocrat
Kevin Vigilante of PawtucketRepublican

The candidates for CONGRESS in the SECOND DISTRICT at this election were:

John F. Reed of CranstonDemocrat
A. John Elliot of WesterlyRepublican

The candidates for GOVERNOR at this election were:

Myrth York of ProvidenceDemocrat
Lincoln C. Almond of LincolnRepublican
Robert J. Healey, Jr. of BarringtonIndependent

The candidates for LIEUTENANT GOVERNOR at this election were:

Robert A. Weygand of East ProvidenceDemocrat
John Feroce of West WarwickRepublican
Jeffrey Curtis Johnson of South KingstownIndependent

The candidates for SECRETARY OF STATE at this election were:

James R. Langevin of WarwickDemocrat
Barbara M. Leonard of ProvidenceRepublican

The candidates for ATTORNEY GENERAL at this election were:

Sara M. Quinn of ProvidenceDemocrat
Jeffrey B. Pine of ProvidenceRepublican
Anthony Almonte of CranstonIndependent

The candidates for GENERAL TREASURER at this election were:

Richard H. James of PawtucketDemocrat
Nancy J. Mayer of BristolRepublican

NOVEMBER 8, 1995
 PERCENTAGE OF VOTES CAST

City/Town	Eligible Vote	Votes Cast	Percentage Votes Cast
BARRINGTON	11,553	7,488	65%
BRISTOL	11,808	7,722	65%
BURRILLVILLE	7,885	4,957	63%
CENTRAL FALLS	5,505	3,042	55%
CHARLESTOWN	3,991	2,665	67%
COVENTRY	17,335	12,551	72%
CRANSTON	46,848	33,644	72%
CUMBERLAND	18,361	12,556	68%
EAST GREENWICH	8,232	5,377	65%
EAST PROVIDENCE	25,671	17,556	68%
EXETER	3,268	2,208	68%
FOSTER	2,515	1,780	71%
GLOCESTER	5,363	3,564	67%
HOPKINTON	4,040	2,416	60%
JAMESTOWN	3,523	2,662	76%
JOHNSTON	18,016	12,692	70%
LINCOLN	12,011	9,011	75%
LITTLE COMPTON	2,431	1,711	70%
MIDDLETOWN	8,396	5,480	65%
NARRAGANSETT	8,847	6,087	69%
NEWPORT	13,236	7,918	60%
NEW SHOREHAM	1,162	912	79%
NORTH KINGSTOWN	14,641	10,344	71%
NORTH PROVIDENCE	22,854	14,674	64%
NORTH SMITHFIELD	6,820	4,598	67%
PAWTUCKET	33,768	20,200	60%
PORTSMOUTH	10,121	6,697	66%
PROVIDENCE	77,084	40,569	53%
RICHMOND	3,263	2,313	71%
SCITUATE	5,910	4,388	74%
SMITHFIELD	11,299	7,761	69%
SOUTH KINGSTOWN	11,957	8,545	72%
TIVERTON	9,376	5,325	57%
WARREN	6,120	4,089	67%
WARWICK	50,286	37,073	74%
WESTERLY	12,831	7,139	56%
WEST GREENWICH	3,020	2,497	83%
WEST WARWICK	14,978	10,159	68%
WOONSOCKET	18,313	11,007	60%
STATE TOTALS	552,638	361,377	67%

VOTE BY COUNTY FOR UNITED STATES REPRESENTATIVES IN CONGRESS

CONGRESSIONAL DISTRICT 1 CONGRESSIONAL DISTRICT 2

CITY/TOWN	VIGILANTE	KENNEDY	ELLIOT	REED
	R.	D.	R.	D
<u>BRISTOL COUNTY</u>				
BARRINGTON.....	4409	2888		
BRISTOL.....	3122	4415		
WARREN.....	2207	2623		
COUNTY TOTAL.....	9738	9926		
<u>KENT COUNTY</u>				
COVENTRY.....			4166	7676
EAST GREENWICH.....			2080	3027
WARWICK.....			10,576	23,889
WEST GREENWICH.....			961	1370
WEST WARWICK.....			2831	6620
COUNTY TOTAL.....			20,614	42,582
<u>NEWPORT COUNTY</u>				
JAMESTOWN.....	1326	1238		
LITTLE COMPTON.....	941	684		
MIDDLETOWN.....	2648	2647		
NEWPORT.....	3505	4100		
PORTSMOUTH.....	3494	3010		
TIVERTON.....	2445	2729		
COUNTY TOTAL.....	14,359	14,408		
<u>PROVIDENCE COUNTY</u>				
BURRILLVILLE.....	2207	2623		
CENTRAL FALLS.....	970	1939		
CRANSTON.....			8652	22,490
CUMBERLAND.....	5880	6289		
EAST PROVIDENCE.....	7026	9913		
FOSTER.....			670	1015
GLOCESTER.....			1225	2157
JOHNSTON.....			3071	8363
LINCOLN.....	4818	3889		
NORTH PROVIDENCE.....	6375	7849		
NORTH SMITHFIELD.....	2387	2083		
PAWTUCKET.....	7619	11,924		
PROVIDENCE.....	6493	9945	4057	16,435
SCITUATE.....			1895	2253
SMITHFIELD.....	3958	3592		
WOONSOCKET.....	4848	5855		
COUNTY TOTAL.....	52,581	65,901	19,570	52,713
<u>WASHINGTON COUNTY</u>				
CHARLESTOWN.....			1168	1340
EXETER.....			919	1168
HOPKINTON.....			1184	1127
NARRAGANSETT.....			1952	3796
NEW SHOREHAM.....			269	625
NORTH KINGSTOWN.....			3667	6101
RICHMOND.....			911	1304
SOUTH KINGSTOWN.....			2675	5441
WESTERLY.....			3418	3462
COUNTY TOTAL.....			16,164	24,364
STATE TOTALS.....	76,069	89,832	56,348	119,659

VOTE BY COUNTIES FOR UNITED STATES SENATE

City/Town	Chafee R.	Kushner D.
<u>BRISTOL COUNTY</u>		
BARRINGTON	5687	1632
BRISTOL	4786	2554
WARREN	<u>2403</u>	<u>1207</u>
COUNTY TOTAL	12,876	5393
<u>KENT COUNTY</u>		
COVENTRY	7623	4532
EAST GREENWICH	4135	1136
WARWICK	24,438	11,677
WEST GREENWICH	1588	828
WEST WARWICK	<u>6036</u>	<u>3718</u>
COUNTY TOTAL	43,820	21,891
<u>NEWPORT COUNTY</u>		
JAMESTOWN	1909	697
LITTLE COMPTON	1166	461
MIDDLETOWN	3764	1567
NEWPORT	5284	2327
PORTSMOUTH	4699	1839
TIVERTON	<u>3070</u>	<u>1984</u>
COUNTY TOTAL	19,892	8875
<u>PROVIDENCE COUNTY</u>		
BURRILLVILLE	2950	1859
CENTRAL FALLS	1487	1283
CRANSTON	21,111	11,269
CUMBERLAND	8038	3879
EAST PROVIDENCE	10,453	6157
FOSTER	1166	562
GLOCESTER	2290	1198
JOHNSTON	6684	5080
LINCOLN	6106	2493
NORTH PROVIDENCE	8289	5477
NORTH SMITHFIELD	2847	1570
PAWTUCKET	11,005	7979
PROVIDENCE	20,948	16,894
SCITUATE	2982	1286
SMITHFIELD	5041	2482
WOONSOCKET	<u>6084</u>	<u>4230</u>
COUNTY TOTAL	117,481	73,698
<u>WASHINGTON COUNTY</u>		
CHARLESTOWN	1737	860
EXETER	1416	726
HOPKINTON	1544	777
NARRAGANSETT	4253	1668
NEW SHOREHAM	687	220
NORTH KINGSTOWN	7261	2856
RICHMOND	1465	789
SOUTH KINGSTOWN	5975	2450
WESTERLY	<u>4449</u>	<u>2329</u>
COUNTY TOTAL	28,787	12,675
STATE TOTALS	222,856	122,532

VOTE BY COUNTIES FOR GENERAL OFFICERS
GOVERNOR AND LT. GOVERNOR

City/Town	Almond R.	York D.	Healey I.	/ Feroce R.	Weygand D.	Johnson I.
<u>BRISTOL COUNTY</u>						
BARRINGTON	4083	2489	916	2108	4660	377
BRISTOL	2938	3361	1423	1565	5131	354
WARREN	<u>1299</u>	<u>1314</u>	<u>1476</u>	<u>861</u>	<u>2622</u>	<u>236</u>
COUNTY TOTAL	8320	7164	3815	4534	12,413	967
<u>KENT COUNTY</u>						
COVENTRY	6072	5095	1384	3890	7423	608
EAST GREENWICH	3280	1712	385	1628	3186	307
WARWICK	17,956	15,593	3524	9142	22,941	2329
WEST GREENWICH	1284	917	296	824	1338	167
WEST WARWICK	<u>4919</u>	<u>4229</u>	<u>1011</u>	<u>4027</u>	<u>5264</u>	<u>418</u>
COUNTY TOTAL	33,511	27,546	6600	19,511	40,152	3829
<u>NEWPORT COUNTY</u>						
JAMESTOWN	1257	1155	250	696	1640	165
LITTLE COMPTON	905	638	168	545	899	89
MIDDLETOWN	2373	2600	507	1191	3699	207
NEWPORT	3216	3988	714	1687	5381	411
PORTSMOUTH	3078	2820	799	1575	4468	302
TIVERTON	<u>2253</u>	<u>2571</u>	<u>501</u>	<u>1268</u>	<u>3281</u>	<u>255</u>
COUNTY TOTAL	13,082	13,772	2939	6962	19,368	1429
<u>PROVIDENCE COUNTY</u>						
BURRILLVILLE	2247	2264	446	1244	3109	260
CENTRAL FALLS	1538	1320	184	551	2049	108
CRANSTON	16,715	14,298	2631	9697	19,999	1530
CUMBERLAND	7412	4353	791	2895	8269	540
EAST PROVIDENCE	7247	8189	2120	2866	12,940	720
FOSTER	899	677	204	507	1030	154
GLOCESTER	1804	1394	366	1014	2176	295
JOHNSTON	5515	5952	1225	3115	7883	651
LINCOLN	6323	2223	465	2593	5537	375
NORTH PROVIDENCE	6611	6824	1239	3650	9308	607
NORTH SMITHFIELD	2535	1763	300	1278	2834	227
PAWTUCKET	9930	8703	1567	4238	13,476	989
PROVIDENCE	14,481	23,575	2513	8473	24,892	2825
SCITUATE	2502	1418	468	1490	2384	280
SMITHFIELD	3943	3128	690	1983	5014	391
WOONSOCKET	<u>5723</u>	<u>4641</u>	<u>643</u>	<u>2215</u>	<u>7238</u>	<u>443</u>
COUNTY TOTAL	95,425	90,722	15,852	47,809	128,138	10,395
<u>WASHINGTON COUNTY</u>						
CHARLESTOWN	1307	1152	206	804	1490	205
EXETER	1077	845	286	672	1204	203
HOPKINTON	1193	1003	220	694	1397	170
NARRAGANSETT	3020	2583	484	1553	3634	504
NEW SHOREHAM	345	463	104	210	569	83
NORTH KINGSTOWN	5336	3967	1041	2788	6252	708
RICHMOND	1009	993	311	570	1361	249
SOUTH KINGSTOWN	3951	4019	575	1930	5223	970
WESTERLY	<u>3618</u>	<u>3132</u>	<u>389</u>	<u>2083</u>	<u>4033</u>	<u>320</u>
COUNTY TOTAL	20,856	18,157	3616	11,304	25,163	3412
STATE TOTALS	171,194	157,361	32,822	90,120	225,234	20,032

VOTE FOR UNITED STATES SENATOR

City/Town	Chafee R.	Kushner D.
BARRINGTON	5687	1632
BRISTOL	4786	2554
BURRILLVILLE	2950	1859
CENTRAL FALLS	1487	1283
CHARLESTOWN	1737	860
COVENTRY	7623	4532
CRANSTON	21,111	11,269
CUMBERLAND	8038	3879
EAST GREENWICH	4135	1136
EAST PROVIDENCE	10,453	6157
EXETER	1416	726
FOSTER	1166	562
GLOCESTER	2290	1198
HOPKINTON	1544	777
JAMESTOWN	1909	697
JOHNSTON	6684	5080
LINCOLN	6106	2493
LITTLE COMPTON	1166	461
MIDDLETOWN	3764	1567
NARRAGANSETT	4253	1668
NEWPORT	5284	2327
NEW SHOREHAM	687	220
NORTH KINGSTOWN	7261	2856
NORTH PROVIDENCE	8289	5477
NORTH SMITHFIELD	2847	1570
PAWTUCKET	11,005	7979
PORTSMOUTH	4699	1839
PROVIDENCE	20,948	16,894
RICHMOND	1465	789
SCITUATE	2982	1286
SMITHFIELD	5041	2482
SOUTH KINGSTOWN	5975	2450
TIVERTON	3070	1984
WARREN	2403	1207
WARWICK	24,438	11,677
WESTERLY	4449	2329
WEST GREENWICH	1588	828
WEST WARWICK	6036	3718
WOONSOCKET	6084	4230
STATE TOTALS	222,856	122,532

VOTE FOR UNITED STATES REPRESENTATIVES IN CONGRESS
 CONGRESSIONAL DISTRICT 1

City/Town	Vigilante R.	Kennedy D.
BARRINGTON	4409	2888
BRISTOL	3122	4415
BURRILLVILLE	2207	2623
CENTRAL FALLS.....	970	1939
CUMBERLAND.....	5880	6289
EAST PROVIDENCE	7026	9913
JAMESTOWN	1326	1238
LINCOLN	4818	3889
LITTLE COMPTON	941	684
MIDDLETOWN	2648	2647
NEWPORT	3505	4100
NORTH PROVIDENCE	6375	7849
NORTH SMITHFIELD	2387	2083
PAWTUCKET	7619	11,924
PORTSMOUTH	3494	3010
PROVIDENCE	6493	9945
SMITHFIELD	3958	3592
TIVERTON	2445	2729
WARREN	1598	2220
WOONSOCKET	4848	5855
 STATE TOTALS	 76,069	 89,832

VOTE FOR UNITED STATES REPRESENTATIVES
 CONGRESSIONAL DISTRICT 2

City/Town	Elliot R.	Reed D.
CHARLESTOWN	1168	1340
COVENTRY	4166	7676
CRANSTON	8652	22,490
EAST GREENWICH	2080	3027
EXETER	919	1168
FOSTER	670	1015
GLOCESTER	1225	2157
HOPKINTON	1184	1127
JOHNSTON	3071	8363
NARRAGANSETT	1952	3796
NORTH KINGSTOWN	3667	6101
PROVIDENCE	4057	16,435
RICHMOND	911	1304
SCITUATE	1895	2253
SOUTH KINGSTOWN	2675	5441
WARWICK	10,576	23,889
WESTERLY	3419	3462
WEST GREENWICH	961	1370
WEST WARWICK	2831	6620
STATE TOTALS	56,348	119,659

VOTE FOR GOVERNOR AND LT. GOVERNOR

City/Town	Almond R.	York D.	Healey / I.	Feroce R.	Weygand D.	Johnson I.
BARRINGTON	4083	2489	916	2108	4660	377
BRISTOL	2938	3361	1423	1565	5131	354
BURRILLVILLE	2247	2264	446	1244	3109	260
CENTRAL FALLS	1538	1320	184	551	2049	180
CHARLESTOWN	1307	1152	206	804	1490	205
COVENTRY	6072	5095	1384	3890	7423	608
CRANSTON	16,715	14,298	2631	9697	19,999	1530
CUMBERLAND	7412	4353	791	2895	8269	540
EAST GREENWICH	3280	1712	385	1628	3186	307
EAST PROVIDENCE	7247	8189	2120	2866	12,940	720
EXETER	1077	845	286	672	1204	203
FOSTER	899	677	204	507	1030	154
GLOCESTER	1804	1394	366	1014	2176	295
HOPKINTON	1193	1003	220	694	1397	170
JAMESTOWN	1257	1155	250	696	1640	165
JOHNSTON	5515	5952	1225	3115	7883	651
LINCOLN	6323	2223	465	2593	5537	375
LITTLE COMPTON	905	638	168	545	899	89
MIDDLETOWN	2373	2600	507	1191	3699	207
NARRAGANSETT	3020	2583	484	1553	3634	504
NEWPORT	3216	3988	714	1687	5381	411
NEW SHOREHAM	345	463	104	210	569	83
NORTH KINGSTOWN	5336	3967	1041	2788	6252	708
NORTH PROVIDENCE	6611	6824	1239	3650	9308	607
NORTH SMITHFIELD	2535	1763	300	1278	2834	227
PAWTUCKET	9930	8703	1567	4238	13,476	989
PORTSMOUTH	3078	2820	799	1575	4468	302
PROVIDENCE	14,481	23,575	2513	8473	24,892	2825
RICHMOND	1009	993	311	570	1361	249
SCITUATE	2502	1418	468	1490	2384	280
SMITHFIELD	3943	3128	690	1983	5014	391
SOUTH KINGSTOWN	3951	4019	575	1930	5223	970
TIVERTON	2253	2571	501	1268	3281	255
WARREN	1299	1314	1476	861	2622	236
WARWICK	17,956	15,593	3524	9142	22,941	2329
WESTERLY	3618	3132	389	2083	4033	320
WEST GREENWICH	1284	917	296	824	1338	167
WEST WARWICK	4919	4229	1011	4027	5264	418
WOONSOCKET	5723	4641	643	2215	7238	443
STATE TOTALS	171,194	157,361	32,822	90,120	225,234	20,032

VOTE FOR SECRETARY OF STATE

City/Town	Leonard R.	Langevin D.
BARRINGTON	3911	3275
BRISTOL	3266	3859
BURRILLVILLE	2299	2357
CENTRAL FALLS	1077	1666
CHARLESTOWN	1318	1206
COVENTRY	5548	6435
CRANSTON	14,162	17,339
CUMBERLAND	5537	6249
EAST GREENWICH	2676	2477
EAST PROVIDENCE	7188	9212
EXETER	881	1030
FOSTER	851	857
GLOCESTER	1787	1610
HOPKINTON	1150	1116
JAMESTOWN	1342	1213
JOHNSTON	4587	6931
LINCOLN	4315	4224
LITTLE COMPTON	852	715
MIDDLETOWN	2279	2830
NARRAGANSETT	2629	3116
NEWPORT	3189	4258
NEW SHOREHAM	431	443
NORTH KINGSTOWN	4890	4964
NORTH PROVIDENCE	5326	8300
NORTH SMITHFIELD	2236	2080
PAWTUCKET	7647	11,083
PORTSMOUTH	2975	3420
PROVIDENCE	14,660	21,842
RICHMOND	1029	1135
SCITUATE	2278	1907
SMITHFIELD	3445	3966
SOUTH KINGSTOWN	3782	4253
TIVERTON	2175	2705
WARREN	1699	2048
WARWICK	13,830	21,898
WESTERLY	3263	3218
WEST GREENWICH	1166	1175
WEST WARWICK	4099	5525
WOONSOCKET	4743	5399
STATE TOTALS	150,518	187,336

VOTE FOR ATTORNEY GENERAL


City/Town	Pine R.	Quinn D.	Almonte I.
BARRINGTON.....	6221	1089	59
BRISTOL	5565	1673	129
BURRILLVILLE	3670	1042	126
CENTRAL FALLS	1900	841	84
CHARLESTOWN	2048	520	48
COVENTRY	9410	2600	291
CRANSTON	25,239	6461	745
CUMBERLAND	9537	2391	185
EAST GREENWICH	4486	739	78
EAST PROVIDENCE	12,893	3850	279
EXETER	1672	358	48
FOSTER	1371	344	42
GLOCESTER	2750	695	48
HOPKINTON	1747	551	51
JAMESTOWN	2018	552	48
JOHNSTON	8902	2872	459
LINCOLN	7240	1421	128
LITTLE COMPTON	1266	318	31
MIDDLETOWN	4258	1027	51
NARRAGANSETT	4657	1223	97
NEWPORT	5837	1728	118
NEW SHOREHAM	599	278	17
NORTH KINGSTOWN	8220	1829	149
NORTH PROVIDENCE	10,411	3316	420
NORTH SMITHFIELD	3519	838	61
PAWTUCKET	14,271	5088	380
PORTSMOUTH	5255	1198	83
PROVIDENCE	24,878	12,077	1161
RICHMOND	1791	454	62
SCITUATE	3581	633	99
SMITHFIELD	6043	1478	136
SOUTH KINGSTOWN	6537	1697	115
TIVERTON	3659	1310	105
WARREN	2855	926	98
WARWICK	29,029	6963	540
WESTERLY	4999	1613	169
WEST GREENWICH	1893	492	44
WEST WARWICK	7549	2139	215
WOONSOCKET	<u>8234</u>	<u>2206</u>	<u>218</u>
STATE TOTALS	265,950	76,830	7,207

VOTE FOR GENERAL TREASURER

City/Town	Mayer R.	James D.
BARRINGTON	5559	1676
BRISTOL	5212	1951
BURRILLVILLE	2966	1656
CENTRAL FALLS	1316	1311
CHARLESTOWN	1725	786
COVENTRY	7899	3898
CRANSTON	20,969	10,138
CUMBERLAND	7866	3789
EAST GREENWICH	4026	1102
EAST PROVIDENCE	10,438	5822
EXETER	1444	621
FOSTER	1191	499
GLOCESTER	2362	1005
HOPKINTON	1479	750
JAMESTOWN	1841	681
JOHNSTON	6606	4744
LINCOLN	5964	2478
LITTLE COMPTON	1125	423
MIDDLETOWN	3672	1456
NARRAGANSETT	3858	1904
NEWPORT	5064	2334
NEW SHOREHAM	551	300
NORTH KINGSTOWN	7047	2726
NORTH PROVIDENCE	8150	5164
NORTH SMITHFIELD	2969	1366
PAWTUCKET	10,120	8583
PORTSMOUTH	4651	1683
PROVIDENCE	20,537	15,289
RICHMOND	1415	748
SCITUATE	3156	1021
SMITHFIELD	4962	2414
SOUTH KINGSTOWN	5579	2429
TIVERTON	3020	1795
WARREN	2493	1280
WARWICK	23,997	11,184
WESTERLY	4141	2113
WEST GREENWICH	1604	702
WEST WARWICK	6080	3347
WOONSOCKET	<u>6326</u>	<u>3603</u>
STATE TOTALS	219,380	114,771

GENERAL ELECTION NOVEMBER 8, 1994

REFERENDA



QUESTION 1

TOTAL VOTES CAST ON PROPOSITION TO AMEND ARTICLE 10,
SECTION 4 and ARTICLE 10, SECTION 5 OF THE RHODE ISLAND
CONSTITUTION - JUDICIAL SELECTION

City/Town	approve	reject
BARRINGTON	5443	1265
BRISTOL	4206	1990
BURRILLVILLE	2828	1369
CENTRAL FALLS	1458	776
CHARLESTOWN	1684	734
COVENTRY	7262	3682
CRANSTON	18,720	9393
CUMBERLAND	7486	3264
EAST GREENWICH	3909	1038
EAST PROVIDENCE	10,341	4431
EXETER	1334	680
FOSTER	1091	555
GLOCESTER	2238	1012
HOPKINTON	1357	697
JAMESTOWN	1864	560
JOHNSTON	6062	3663
LINCOLN	5645	2050
LITTLE COMPTON	1132	362
MIDDLETOWN	3773	1216
NARRAGANSETT	3975	1359
NEWPORT	5459	1584
NEW SHOREHAM	708	194
NORTH KINGSTOWN	7152	2185
NORTH PROVIDENCE	7720	3839
NORTH SMITHFIELD	2694	1260
PAWTUCKET	11,131	5279
PORTSMOUTH	4327	1529
PROVIDENCE	21,736	8445
RICHMOND	1371	673
SCITUATE	2733	1270
SMITHFIELD	4810	2207
SOUTH KINGSTOWN	5985	1836
TIVERTON	2933	1295
WARREN	2216	1167
WARWICK	22,000	10,056
WESTERLY	3997	1700
WEST GREENWICH	1363	834
WEST WARWICK	5551	2672
WOONSOCKET	5700	3173
STATE TOTALS	211,394	91,294

QUESTION 2

PROPOSITION TO AMEND ARTICLE 6, SECTION , ARTICLE 7, SECTION 1,
 ARTICLE 8, and ARTICLE 11, SECTION 1 OF THE RHODE ISLAND
 CONSITIUTION - HOUSE OF REPRESENTATIVES AND SENATE

City/Town	approve	reject
BARRINGTON	4334	2261
BRISTOL	3044	3027
BURRILLVILLE	1877	2278
CENTRAL FALLS	977	1244
CHARLESTOWN	1249	1136
COVENTRY	5045	5796
CRANSTON	13,729	14,013
CUMBERLAND	5302	5263
EAST GREENWICH	3203	1701
EAST PROVIDENCE	7293	7364
EXETER	989	1004
FOSTER	791	840
GLOCESTER	1557	1626
HOPKINTON	976	1052
JAMESTOWN	1446	972
JOHNSTON	4247	5276
LINCOLN	3937	3696
LITTLE COMPTON	906	549
MIDDLETOWN	2830	2094
NARRAGANSETT	3062	2272
NEWPORT	4215	2778
NEW SHOREHAM	476	368
NORTH KINGSTOWN	5606	3648
NORTH PROVIDENCE	5498	5735
NORTH SMITHFIELD	1735	2156
PAWTUCKET	7703	8337
PORTSMOUTH	3461	2327
PROVIDENCE	16,610	13,220
RICHMOND	1005	1008
SCITUATE	1982	1974
SMITHFIELD	3461	3505
SOUTH KINGSTOWN	4704	2926
TIVERTON	2118	2047
WARREN	1592	1742
WARWICK	16,045	15,441
WESTERLY	2961	2672
WEST GREENWICH	1011	1150
WEST WARWICK	4283	4134
WOONSOCKET	3516	5269
STATE TOTALS	154,776	143,901

QUESTION 3

PROPOSITION TO AMEND THE RHODE ISLAND CONSTITUTION - VOTER APPROVAL
 REQUIRED FOR EXPANSION OF GAMBLING

City/Town	approve	reject
BARRINGTON	5031	1789
BRISTOL	4137	2166
BURRILLVILLE	2827	1458
CENTRAL FALLS	1439	785
CHARLESTOWN	1735	768
COVENTRY	7487	3683
CRANSTON	18,619	9930
CUMBERLAND	7269	3583
EAST GREENWICH	3760	1260
EAST PROVIDENCE	9946	5119
EXETER	1428	627
FOSTER	1133	508
GLOCESTER	2279	1112
HOPKINTON	1406	712
JAMESTOWN	1758	673
JOHNSTON	6239	3471
LINCOLN	5546	2166
LITTLE COMPTON	1125	411
MIDDLETOWN	3653	1373
NARRAGANSETT	3788	1711
NEWPORT	5230	1938
NEW SHOREHAM	625	265
NORTH KINGSTOWN	6916	2638
NORTH PROVIDENCE	7582	3977
NORTH SMITHFIELD	2536	1401
PAWTUCKET	10,885	5636
PORTSMOUTH	4256	1700
PROVIDENCE	20,788	9441
RICHMOND	1403	680
SCITUATE	2816	1347
SMITHFIELD	4831	2284
SOUTH KINGSTOWN	5798	2098
TIVERTON	2921	1419
WARREN	2222	1228
WARWICK	21,877	10,463
WESTERLY	3782	2073
WEST GREENWICH	1704	560
WEST WARWICK	5767	2650
WOONSOCKET	5405	3471
STATE TOTALS	207,949	98,574

QUESTION 4

PROPOSITION TO CONVENE A CONVENTION TO AMEND OR REVISE
THE RHODE ISLAND CONSTITUTION

City/Town	approve	reject
BARRINGTON	2333	4202
BRISTOL	2241	3701
BURRILLVILLE	1739	2346
CENTRAL FALLS	1085	1057
CHARLESTOWN	934	1424
COVENTRY	4173	6414
CRANSTON	10,977	16,220
CUMBERLAND	4332	6061
EAST GREENWICH	1827	3032
EAST PROVIDENCE	5729	8575
EXETER	657	1305
FOSTER	561	1029
GLOCESTER	1207	1989
HOPKINTON	757	1250
JAMESTOWN	854	1514
JOHNSTON	3711	5458
LINCOLN	3210	4290
LITTLE COMPTON	560	888
MIDDLETOWN	1541	3286
NARRAGANSETT	2050	3154
NEWPORT	2426	4416
NEW SHOREHAM	442	416
NORTH KINGSTOWN	3807	5256
NORTH PROVIDENCE	4736	6254
NORTH SMITHFIELD	1708	2178
PAWTUCKET	7273	8379
PORTSMOUTH	1966	3757
PROVIDENCE	12,892	15,726
RICHMOND	764	1238
SCITUATE	1459	2469
SMITHFIELD	2671	4186
SOUTH KINGSTOWN	2928	4615
TIVERTON	1675	2418
WARREN	1271	2017
WARWICK	11,994	19,097
WESTERLY	2358	3125
WEST GREENWICH	697	1464
WEST WARWICK	3447	4611
WOONSOCKET	3553	4876
STATE TOTALS	118,545	173,693

QUESTION 5

TOTAL VOTES CAST FOR TRANSPORTATION
BONDS - \$56,500,000

City/Town	approve	reject
BARRINGTON	4342	2177
BRISTOL	3661	2286
BURRILLVILLE	2359	1743
CENTRAL FALLS	1273	797
CHARLESTOWN	1416	972
COVENTRY	5963	4670
CRANSTON	15,626	11,566
CUMBERLAND	6211	4182
EAST GREENWICH	3104	1753
EAST PROVIDENCE	8839	5397
EXETER	952	944
FOSTER	931	679
GLOCESTER	1780	1394
HOPKINTON	1158	879
JAMESTOWN	1243	1119
JOHNSTON	5200	3855
LINCOLN	4522	2920
LITTLE COMPTON	849	604
MIDDLETOWN	2213	2594
NARRAGANSETT	3144	2132
NEWPORT	3371	3453
NEW SHOREHAM	532	348
NORTH KINGSTOWN	5735	3392
NORTH PROVIDENCE	6535	4388
NORTH SMITHFIELD	2071	1722
PAWTUCKET	8985	6385
PORTSMOUTH	2855	2876
PROVIDENCE	18,606	10,080
RICHMOND	1119	899
SCITUATE	2251	1659
SMITHFIELD	3740	3099
SOUTH KINGSTOWN	4678	2866
TIVERTON	2441	1670
WARREN	1972	1317
WARWICK	16,971	14,049
WESTERLY	3317	2139
WEST GREENWICH	1055	1095
WEST WARWICK	4185	3756
WOONSOCKET	4634	3819
STATE TOTALS	169,839	121,675

QUESTION 6

TOTAL VOTES CAST FOR HISTORICAL PRESERVATION COMMISSION
 BONDS - \$4,500,000

City/Town	approve	reject
BARRINGTON	3499	3198
BRISTOL	2965	3153
BURRILLVILLE	1722	2450
CENTRAL FALLS	1008	1119
CHARLESTOWN	1136	1296
COVENTRY	4234	6667
CRANSTON	11,516	16,156
CUMBERLAND	4555	6049
EAST GREENWICH	2245	2679
EAST PROVIDENCE	6718	7962
EKETER	807	1211
FOSTER	703	942
GLOCESTER	1342	1922
HOPKINTON	796	1269
JAMESTOWN	1253	1145
JOHNSTON	3671	5658
LINCOLN	3596	4008
LITTLE COMPTON	768	734
MIDDLETOWN	2402	2523
NARRAGANSETT	2456	2975
NEWPORT	4120	2955
NEW SHOREHAM	501	392
NORTH KINGSTOWN	4570	4827
NORTH PROVIDENCE	4667	6450
NORTH SMITHFIELD	1488	2367
PAWTUCKET	6941	8932
PORTSMOUTH	2783	3044
PROVIDENCE	16,190	13,295
RICHMOND	839	1208
SCITUATE	1692	2290
SMITHFIELD	2745	4347
SOUTH KINGSTOWN	3993	3734
TIVERTON	1752	2424
WARREN	1560	1807
WARWICK	13,283	18,484
WESTERLY	2546	3111
WEST GREENWICH	790	1390
WEST WARWICK	2525	5634
WOONSOCKET	3111	5556
STATE TOTALS	133,488	165,363

QUESTION 7

TOTAL VOTES CAST ON CORRECTIONAL FACILITIES
 BONDS - #3,800,000

City/Town	approve	reject
BARRINGTON	2680	3959
BRISTOL	2143	3941
BURRILLVILLE	1398	2754
CENTRAL FALLS	945	1196
CHARLESTOWN	908	1521
COVENTRY	3232	7539
CRANSTON	9272	18,072
CUMBERLAND	3502	7082
EAST GREENWICH	1757	3165
EAST PROVIDENCE	5387	9210
EXETER	555	1433
FOSTER	513	1115
GLOCESTER	1017	2220
HOPKINTON	707	1354
JAMESTOWN	890	1492
JOHNSTON	2950	6236
LINCOLN	2582	4977
LITTLE COMPTON	633	861
MIDDLETOWN	1838	3082
NARRAGANSETT	1816	3580
NEWPORT	2825	4118
NEW SHOREHAM	376	506
NORTH KINGSTOWN	3379	5966
NORTH PROVIDENCE	3887	7283
NORTH SMITHFIELD	1298	2636
PAWTUCKET	5976	9791
PORTSMOUTH	2208	3577
PROVIDENCE	13,109	16,137
RICHMOND	647	1393
SCITUATE	1210	2772
SMITHFIELD	2029	4913
SOUTH KINGSTOWN	3046	4644
TIVERTON	1633	2529
WARREN	1165	2156
WARWICK	9823	21,855
WESTERLY	2232	3389
WEST GREENWICH	587	1597
WEST WARWICK	2159	5952
WONSOCKET	2748	5891
STATE TOTALS	105,062	191,894

QUESTION 8

TOTAL VOTES CAST FOR ELEMENTARY AND SECONDARY EDUCATION
 BONDS - \$29,000,000

City/Town	approve	reject
BARRINGTON	3444	3222
BRISTOL	3098	3063
BURRILLVILLE	1951	2244
CENTRAL FALLS	1246	928
CHARLESTOWN	1156	1290
COVENTRY	4858	5991
CRANSTON	15,149	12,812
CUMBERLAND	5219	5411
EAST GREENWICH	2364	2587
EAST PROVIDENCE	7982	6768
EXETER	791	1217
FOSTER	706	916
GLOCESTER	1434	1818
HOPKINTON	971	1209
JAMESTOWN	1119	1270
JOHNSTON	5011	4435
LINCOLN	3779	3824
LITTLE COMPTON	807	690
MIDDLETOWN	1874	3078
NARRAGANSETT	2582	2921
NEWPORT	2853	4150
NEW SHOREHAM	512	369
NORTH KINGSTOWN	4795	4680
NORTH PROVIDENCE	6278	4944
NORTH SMITHFIELD	1630	2234
PAWTUCKET	8644	7337
PORTSMOUTH	2247	3616
PROVIDENCE	19,548	10,477
RICHMOND	863	1183
SCITUATE	1854	2140
SMITHFIELD	3115	3889
SOUTH KINGSTOWN	3958	3816
TIVERTON	1965	2242
WARREN	1706	1663
WARWICK	15,695	16,037
WESTERLY	2885	2829
WEST GREENWICH	825	1353
WEST WARWICK	3247	4841
WOONSOCKET	3531	5106
STATE TOTALS	151,692	148,600

QUESTION 9

TOTAL VOTES CAST FOR STATE HOUSE
 BONDS - \$5,00,000

City/Town	approve	reject
BARRINGTON	3647	2850
BRISTOL	2777	3131
BURRILLVILLE	1694	2349
CENTRAL FALLS	982	1059
CHARLESTOWN	1040	1307
COVENTRY	4286	6357
CRANSTON	11,776	15,097
CUMBERLAND	4708	5626
EAST GREENWICH	2433	2408
EAST PROVIDENCE	6877	7278
EXETER	756	1201
FOSTER	700	901
GLOCESTER	1376	1802
HOPKINTON	840	1176
JAMESTOWN	987	1351
JOHNSTON	3562	5421
LINCOLN	3591	3883
LITTLE COMPTON	707	748
MIDDLETOWN	1516	3243
NARRAGANSETT	2416	2845
NEWPORT	2351	4460
NEW SHOREHAM	437	439
NORTH KINGSTOWN	4416	4714
NORTH PROVIDENCE	4896	5838
NORTH SMITHFIELD	1503	2208
PAWTUCKET	6957	8364
PORTSMOUTH	1985	3686
PROVIDENCE	15,005	13,488
RICHMOND	831	1168
SCITUATE	1764	2139
SMITHFIELD	2949	3878
SOUTH KINGSTOWN	3821	3687
TIVERTON	1736	2307
WARREN	1475	1746
WARWICK	12,760	17,990
WESTERLY	2388	3050
WEST GREENWICH	711	1404
WEST WARWICK	2800	5220
WOONSOCKET	3106	5188
STATE TOTALS	128,562	161,007

QUESTION 10

TOTAL VOTES CAST FOR STATE AID TO EDUCATION (NON-BINDING)

City/Town	approve	reject
BARRINGTON	4381	2216
BRISTOL	3971	2068
BURRILLVILLE	2619	1504
CENTRAL FALLS	1213	884
CHARLESTOWN	1528	903
COVENTRY	6430	4291
CRANSTON	17,164	10,251
CUMBERLAND	6223	4407
EAST GREENWICH	3082	1791
EAST PROVIDENCE	9136	5335
EXETER	1226	764
FOSTER	1032	601
GLOCESTER	2039	1197
HOPKINTON	1263	793
JAMESTOWN	1400	974
JOHNSTON	5701	3660
LINCOLN	4474	3019
LITTLE COMPTON	967	521
MIDDLETOWN	2440	2416
NARRAGANSETT	3447	1933
NEWPORT	3926	2987
NEW SHOREHAM	581	271
NORTH KINGSTOWN	6019	3243
NORTH PROVIDENCE	7067	4054
NORTH SMITHFIELD	2245	1544
PAWTUCKET	9133	6538
PORTSMOUTH	3069	2694
PROVIDENCE	20,627	8590
RICHMOND	1294	755
SCITUATE	2291	1742
SMITHFIELD	4221	2733
SOUTH KINGSTOWN	5019	2623
TIVERTON	2677	1474
WARREN	2163	1122
WARWICK	19,375	11,873
WESTERLY	3619	2017
WEST GREENWICH	1191	959
WEST WARWICK	5073	3287
WOONSOCKET	4988	3505
STATE TOTALS	184,314	111,539

QUESTION 11

TOTAL VOTES CAST ON QUESTION PROPOSED BY GOVERNOR

City/Town	approve	reject
BARRINGTON	2898	4053
BRISTOL	3162	3236
BURRILLVILLE	2604	1836
CENTRAL FALLS	1192	1205
CHARLESTOWN	1337	1117
COVENTRY	6504	5166
CRANSTON	14,357	14,973
CUMBERLAND	5449	5650
EAST GREENWICH	2312	2773
EAST PROVIDENCE	7193	8352
EXETER	971	1098
FOSTER	835	815
GLOCESTER	1842	1425
HOPKINTON	1233	946
JAMESTOWN	1129	1339
JOHNSTON	6037	4707
LINCOLN	3887	4249
LITTLE COMPTON	726	804
MIDDLETOWN	2181	2777
NARRAGANSETT	2853	2804
NEWPORT	3168	4158
NEW SHOREHAM	389	491
NORTH KINGSTOWN	4624	5015
NORTH PROVIDENCE	6893	5621
NORTH SMITHFIELD	2280	1895
PAWTUCKET	8933	8454
PORTSMOUTH	2833	3232
PROVIDENCE	17,992	15,522
RICHMOND	1183	954
SCITUATE	1880	2091
SMITHFIELD	3637	3550
SOUTH KINGSTOWN	3728	4048
TIVERTON	2682	1897
WARREN	1738	1735
WARWICK	17,431	16,595
WESTERLY	3176	2917
WEST GREENWICH	1224	1142
WEST WARWICK	5495	3538
WOONSOCKET	5704	3913
STATE TOTALS	163,692	156,093

QUESTION 12

TOTAL VOTES CAST ON CITY OF PROVIDENCE - GAMBLING

City/Town	approve	reject
BARRINGTON	1077	5959
BRISTOL	1374	5172
BURRILLVILLE	899	3526
CENTRAL FALLS	654	1766
CHARLESTOWN	344	2086
COVENTRY	1852	9638
CRANSTON	7409	21,965
CUMBERLAND	2162	8901
EAST GREENWICH	774	4349
EAST PROVIDENCE	3781	11,870
EXETER	310	1760
FOSTER	275	1315
GLOCESTER	606	2697
HOPKINTON	308	1896
JAMESTOWN	360	2109
JOHNSTON	3624	7356
LINCOLN	1537	6491
LITTLE COMPTON	231	1330
MIDDLETOWN	654	4303
NARRAGANSETT	894	4736
NEWPORT	1089	6240
NEW SHOREHAM	145	761
NORTH KINGSTOWN	1268	8388
NORTH PROVIDENCE	4223	8591
NORTH SMITHFIELD	919	3173
PAWTUCKET	4398	13,288
PORTSMOUTH	927	5128
PROVIDENCE	13,926	22,134
RICHMOND	304	1733
SCITUATE	665	3339
SMITHFIELD	1495	5597
SOUTH KINGSTOWN	1033	6985
TIVERTON	1099	3469
WARREN	805	2703
WARWICK	6880	27,131
WESTERLY	1106	5006
WEST GREENWICH	252	2064
WEST WARWICK	1620	7190
WOONSOCKET	2589	7014
STATE TOTALS	73,868	249,159

QUESTION 13

TOTAL VOTES CAST ON CITY OF PAWTUCKET - GAMBLING

City/Town	approve	reject
BARRINGTON	586	6340
BRISTOL	863	5477
BURRILLVILLE	594	3745
CENTRAL FALLS	641	1806
CHARLESTOWN	249	2145
COVENTRY	1074	10,330
CRANSTON	4010	24,768
CUMBERLAND	1511	9572
EAST GREENWICH	336	4741
EAST PROVIDENCE	2247	13,137
EXETER	157	1893
FOSTER	155	1504
GLOCESTER	371	2892
HOPKINTON	206	1969
JAMESTOWN	238	2206
JOHNSTON	2148	8321
LINCOLN	1149	6731
LITTLE COMPTON	132	1403
MIDDLETOWN	578	4414
NARRAGANSETT	447	5099
NEWPORT	746	6529
NEW SHOREHAM	95	809
NORTH KINGSTOWN	660	8792
NORTH PROVIDENCE	2363	9884
NORTH SMITHFIELD	671	3393
PAWTUCKET	5763	12,583
PORTSMOUTH	606	5352
PROVIDENCE	6588	26,250
RICHMOND	162	1959
SCITUATE	344	3598
SMITHFIELD	963	6075
SOUTH KINGSTOWN	531	7289
TIVERTON	763	3677
WARREN	493	2931
WARWICK	3657	29,887
WESTERLY	780	5215
WEST GREENWICH	105	2201
WEST WARWICK	1052	7714
WOONSOCKET	1790	7575
STATE TOTALS	45,824	270,216

QUESTION 14

TOTAL VOTES CAST ON TOWN OF LINCOLN - GAMBLING

City/Town	approve	reject
BARRINGTON	1107	5866
BRISTOL	1535	4941
BURRILLVILLE	1659	2828
CENTRAL FALLS	1099	1409
CHARLESTOWN	398	2020
COVENTRY	2446	9124
CRANSTON	7899	21,198
CUMBERLAND	3759	7687
EAST GREENWICH	732	4362
EAST PROVIDENCE	4399	11,277
EXETER	315	1746
FOSTER	339	1321
GLOCESTER	881	2435
HOPKINTON	379	1809
JAMESTOWN	378	2068
JOHNSTON	4519	6472
LINCOLN	4238	4575
LITTLE COMPTON	245	1314
MIDDLETOWN	819	4113
NARRAGANSETT	978	4622
NEWPORT	1272	6058
NEW SHOREHAM	151	751
NORTH KINGSTOWN	1466	7940
NORTH PROVIDENCE	5634	7512
NORTH SMITHFIELD	1593	2675
PAWTUCKET	6085	11,949
PORTSMOUTH	1094	4952
PROVIDENCE	11,842	22,568
RICHMOND	351	1783
SCITUATE	793	3189
SMITHFIELD	2482	4839
SOUTH KINGSTOWN	1030	6833
TIVERTON	1273	3244
WARREN	911	2584
WARWICK	8405	25,494
WESTERLY	1207	4870
WEST GREENWICH	274	2041
WEST WARWICK	2123	6662
WOONSOCKET	4548	5362
STATE TOTALS	90,658	232,493

QUESTION 15

TOTAL VOTES CAST ON TOWN OF COVENTRY - GAMBLING


City/Town	approve	reject
BARRINGTON	579	6225
BRISTOL	887	5453
BURRILLVILLE	712	3625
CENTRAL FALLS	492	1743
CHARLESTOWN	276	2120
COVENTRY	2393	9564
CRANSTON	4556	24,208
CUMBERLAND	1507	9434
EAST GREENWICH	386	4680
EAST PROVIDENCE	2308	12,924
EXETER	134	2005
FOSTER	171	1482
GLOCESTER	384	2873
HOPKINTON	231	1931
JAMESTOWN	235	2197
JOHNSTON	2314	8068
LINCOLN	1066	6815
LITTLE COMPTON	148	1391
MIDDLETOWN	510	4385
NARRAGANSETT	468	5065
NEWPORT	773	6468
NEW SHOREHAM	95	810
NORTH KINGSTOWN	770	8788
NORTH PROVIDENCE	2431	9706
NORTH SMITHFIELD	714	3309
PAWTUCKET	3121	14,045
PORTSMOUTH	666	5330
PROVIDENCE	6743	26,013
RICHMOND	185	1935
SCITUATE	406	3542
SMITHFIELD	1053	5987
SOUTH KINGSTOWN	541	7250
TIVERTON	775	3621
WARREN	624	2875
WARWICK	4696	29,066
WESTERLY	832	5101
WEST GREENWICH	136	2162
WEST WARWICK	1802	7174
WOONSOCKET	1944	7272
STATE TOTALS	48,064	266,642

QUESTION 16

TOTAL VOTES CAST ON TOWN OF WEST GREENWICH - GAMBLING

CITY/TOWN	APPROVE	REJECT
BARRINGTON	1962	5066
BRISTOL	2812	3870
BURRILLVILLE	2259	2261
CENTRAL FALLS	1264	1264
CHARLESTOWN	1627	910
COVENTRY	5751	6369
CRANSTON	14,519	16,420
CUMBERLAND	4638	6697
EAST GREENWICH	1778	3441
EAST PROVIDENCE	7105	8926
EXETER	659	1511
FOSTER	681	1014
GLOCESTER	1483	1884
HOPKINTON	1161	1106
JAMESTOWN	898	1608
JOHNSTON	6589	5063
LINCOLN	2889	5264
LITTLE COMPTON	502	1062
MIDDLETOWN	1886	3201
NARRAGANSETT	2772	3069
NEWPORT	2612	4904
NEW SHOREHAM	386	524
NORTH KINGSTOWN	3949	5961
NORTH PROVIDENCE	6873	6346
NORTH SMITHFIELD	2041	2275
PAWTUCKET	8457	9723
PORTSMOUTH	2269	3910
PROVIDENCE	17,757	17,818
RICHMOND	1198	1035
SCITUATE	1674	2431
SMITHFIELD	3267	4059
SOUTH KINGSTOWN	3585	4498
TIVERTON	2205	2474
WARREN	1692	1912
WARWICK	16,839	18,564
WESTERLY	3531	2955
WEST GREENWICH	885	1576
WEST WARWICK	5451	4094
WOONSOCKET	5193	4579
STATE TOTALS	153,099	179,644

TOTAL VOTES CAST IN EACH CITY AND TOWN
BY VOTE DISTRICT
FOR
FEDERAL AND STATE OFFICES



TABULATION OF VOTES CAST IN THE NOVEMBER 8, 1994 GENERAL ELECTION
FOR FEDERAL AND STATEWIDE OFFICES IN RHODE ISLAND

BARRINGTON

POLL	MACH		M.B		MACH		M.B		MACH		M.B																						
	U.S.SENATE CHAFFEE R.		U.S.SENATE KUSHNER D.		CONGRESS-DIST 1 VIGILANTE R.		CONGRESS-DIST 1 KENNEDY D.		GOVERNOR ALMOND R.		GOVERNOR YORK D.		GOVERNOR HEALEY I.		LT.GOVERNOR FEROCCE R.		LT.GOVERNOR WEYGAND D.		LT.GOVERNOR JOHNSON I.		SECRETARY OF STATE LEONARD R.		SECRETARY OF STATE LANGEVIN D.		ATT.GENERAL PINE R.		ATT.GENERAL QUINN D.		ATT.GENERAL ALMONTE I.		GEN.TREASURER MAYER R.		GEN.TREASURER JAMES D.
87-1	465	19	171	2	332	11	297	9	300	11	242	11	114	0	138	5	443	15	37	0	297	13	327	8	541	16	97	5	5	0			
87-2	797	25	240	4	634	22	400	8	574	21	333	7	153	1	307	16	647	11	59	1	578	20	442	10	892	24	147	5	6	0			
87-3	770	31	178	5	585	21	355	14	560	26	293	6	114	3	284	16	610	17	41	1	517	19	411	16	829	30	111	4	10	1			
88-1	831	35	251	10	685	25	417	20	551	27	423	16	132	2	305	13	671	24	74	6	579	26	479	16	914	39	166	5	12	1			
88-2	545	16	308	14	410	16	453	15	410	18	369	12	100	1	208	13	603	16	34	2	370	15	468	16	652	22	207	8	6	1			
88-3	712	39	148	12	573	33	284	17	514	35	291	12	78	4	264	21	534	25	32	1	485	26	366	20	760	41	110	8	2	0			
88-4	712	30	98	1	570	23	216	7	566	25	197	5	54	1	285	19	476	10	32	1	508	25	283	5	723	29	87	1	2	0			
88-5	645	12	182	3	452	14	363	8	426	15	264	5	157	1	204	9	540	12	55	1	415	16	398	5	684	20	123	2	13	0			
SUB-TOTAL	5477	207	1576	51	4241	165	2785	98	3901	-178	2412	74	902	13	1995	112	4524	130	364	13	3749	160	3174	96	5995	221	1048	38	56	3			
PAPER	3		5		3		5		4		3		1		1		6		0		2		5		5		3		0				
TOWN TOTAL	5687		1632		4409		2888		4083		2489		916		2108		4660		377		3911		3275		6221		1089		59				
<p>SECRETARY OF STATE LEONARD R. SECRETARY OF STATE LANGEVIN D. ATT.GENERAL PINE R. ATT.GENERAL QUINN D. ATT.GENERAL ALMONTE I.</p>																																	
<p>GEN.TREASURER MAYER R. GEN.TREASURER JAMES D.</p>																																	

TABULATION OF VOTES CAST IN THE NOVEMBER 8, 1994 GENERAL ELECTION
FOR FEDERAL AND STATEWIDE OFFICES IN RHODE ISLAND

BRISTOL

POLL	<u>MACH</u> <u>M.B</u>		<u>MACH</u> <u>M.B</u>		<u>MACH</u> <u>M.B</u>		<u>MACH</u> <u>M.B</u>			
	U.S. SENATE CHAFFEE R.		U.S. SENATE KUSHNER D.		CONGRESS-DIST 1 VIGILANTE R.		CONGRESS-DIST 1 KENNEDY D.			
90-1	401	19	190	5	259	9	340	15		
90-2	585	22	257	14	424	16	419	20		
90-3	667	31	180	6	445	20	400	16		
90-4	497	30	290	20	325	17	485	35		
90-5	441	12	220	4	294	8	371	8		
91-1	527	8	385	14	356	6	596	16		
91-2	440	10	397	3	242	3	636	10		
91-3	410	29	243	10	242	15	439	38		
91-4	276	4	149	2	160	1	284	5		
93-1	325	14	140	8	247	11	238	12		
SUB-TOTAL	4569	179	2451	86	2994	106	4208	175		
PAPER	38		17		22		32			
TOWN TOTAL	4786		2554		3122		4415			
	GOVERNOR ALMOND R.		GOVERNOR YORK D.		GOVERNOR HEALEY I.					
90-1	239	13	255	11	127	2				
90-2	429	19	322	15	123	1				
90-3	430	27	323	7	117	1				
90-4	312	24	344	26	187	2				
90-5	244	8	256	7	174	1				
91-1	307	6	467	14	208	2				
91-2	241	5	520	7	129	1				
91-3	228	25	322	25	133	3				
91-4	156	2	188	2	108	2				
93-1	202	11	213	10	82	2				
SUB-TOTAL	2788	140	3210	124	1388	17				
PAPER	10		27		18					
TOWN TOTAL	2938		3361		1423					
	LT. GOVERNOR FEROCE R.		LT. GOVERNOR WEYGAND D.		LT. GOVERNOR JOHNSON I.		SECRETARY OF STATE LEONARD R.		SECRETARY OF STATE LANGEVIN D.	
90-1	122	4	391	16	41	3	269	7	294	14
90-2	216	10	556	23	45	3	427	18	394	18
90-3	219	10	568	24	33	0	430	29	394	7
90-4	160	14	568	33	31	0	313	24	452	27
90-5	144	4	443	10	39	1	312	15	320	1
91-1	178	5	661	16	36	0	361	9	527	13
91-2	120	3	633	8	45	1	292	6	508	6
91-3	117	11	476	42	28	0	270	21	361	32
91-4	81	0	307	5	18	0	172	3	238	3
93-1	128	10	302	12	24	1	244	16	217	7
SUB-TOTAL	1485	71	4905	189	340	9	3090	148	3705	128
PAPER	9		37		5		28		26	
TOWN TOTAL	1565		5131		354		3266		3859	
	ATT. GENERAL PINE R.		ATT. GENERAL QUINN D.		ATT. GENERAL ALMONTE I.		GEN. TREASURER MAYER R.		GEN. TREASURER JAMES D.	
90-1	443	19	126	4	10	0	443	19	133	5
90-2	678	29	160	7	17	0	633	27	197	7
90-3	734	32	111	4	9	0	699	31	143	4
90-4	589	36	189	15	17	0	539	33	229	16
90-5	508	15	134	1	10	0	461	15	173	1
91-1	643	13	254	8	21	1	624	14	266	8
91-2	546	12	267	0	15	0	501	11	291	1
91-3	476	36	160	18	11	0	423	30	210	23
91-4	330	4	94	2	7	0	292	4	120	2
93-1	363	15	106	6	5	2	352	17	109	5
SUB-TOTAL	5310	211	1601	65	122	3	4967	201	1871	72
PAPER	44		7		4		44		8	
TOWN TOTAL	5565		1673		129		5212		1951	

TABULATION OF VOTES CAST IN THE NOVEMBER 8, 1994 GENERAL ELECTION
FOR FEDERAL AND STATEWIDE OFFICES IN RHODE ISLAND

BURRILLVILLE

POLL	<u>MACH.</u> <u>M.B</u>		<u>MACH.</u> <u>M.B</u>		<u>MACH.</u> <u>M.B</u>		<u>MACH.</u> <u>M.B</u>			
	U.S. SENATE CHAFEE R.		U.S. SENATE KUSHNER D.		CONGRESS-DIST 1 VIGILANTE R.		CONGRESS-DIST 1 KENNEDY D.			
15-4	136	2	89	1	113	3	108	0		
60-1	485	49	359	47	346	25	505	76		
60-2	626	12	325	13	424	9	523	16		
60-5	533	27	305	13	397	11	448	24		
61-3	388	10	262	7	362	8	295	8		
61-3A	287	7	160	2	220	7	230	2		
61-4	<u>380</u>	<u>8</u>	<u>272</u>	<u>4</u>	<u>277</u>	<u>5</u>	<u>380</u>	<u>8</u>		
SUB-TOTAL PAPER	2835	115	1772	87	2139	68	2489	134		
TOWN TOTAL	2950		1859		2207		2623			
	GOVERNOR "ALMOND R.		"GOVERNOR YORK D.		GOVERNOR HEALEY I.					
15-4	99	3	102	0	23	0				
60-1	370	49	431	49	71	2				
60-2	437	14	457	9	83	2				
60-5	386	17	410	24	74	0				
61-3	323	8	262	9	83	0				
61-3A	224	7	184	2	48	0				
61-4	<u>302</u>	<u>8</u>	<u>322</u>	<u>3</u>	<u>59</u>	<u>1</u>				
SUB-TOTAL PAPER	2141	106	2168	96	441	5				
TOWN TOTAL	2247		2264		446					
	LT. GOVERNOR FEROCE R.		LT. GOVERNOR "WEYGAND D.		LT. GOVERNOR JOHNSON I.		SECRETARY OF STATE LEONARD R.		SECRETARY (C LANGEV D.	
15-4	84	0	127	3	13	0	119	2	97	1
60-1	179	21	579	64	45	7	358	40	463	55
60-2	235	7	624	16	48	2	479	11	438	14
60-5	241	8	519	28	46	2	398	25	408	16
61-3	195	2	387	13	38	1	336	8	293	9
61-3A	106	6	294	3	31	0	198	7	236	2
61-4	<u>156</u>	<u>4</u>	<u>443</u>	<u>9</u>	<u>27</u>	<u>0</u>	<u>312</u>	<u>6</u>	<u>319</u>	<u>6</u>
SUB-TOTAL PAPER	1196	48	2973	136	248	12	2200	99	2254	103
TOWN TOTAL	1244		3109		260		2299		2357	
	ATT. GENERAL PINE R.		ATT. GENERAL QUINN D.		ATT. GENERAL ALMONTE I.		GEN. TREASURER MAYER R.		GEN. TREASI JAMES D.	
15-4	170	3	46	0	10	0	136	3	75	0
60-1	614	47	204	46	21	4	457	38	359	58
60-2	734	19	202	6	20	0	625	16	286	7
60-5	664	25	156	12	22	1	538	22	263	20
61-3	503	8	135	9	19	0	437	9	192	6
61-3A	358	9	79	0	13	0	284	9	151	0
61-4	<u>504</u>	<u>12</u>	<u>146</u>	<u>1</u>	<u>16</u>	<u>0</u>	<u>382</u>	<u>10</u>	<u>236</u>	<u>3</u>
SUB-TOTAL PAPER	3547	123	968	74	121	5	2859	107	1562	94
TOWN TOTAL	3670		1042		126		2966		1656	

TABULATION OF VOTES CAST IN THE NOVEMBER 8, 1994 GENERAL ELECTION
FOR FEDERAL AND STATEWIDE OFFICES IN RHODE ISLAND

CENTRAL FALLS

POLL	<u>MACH</u> <u>M.B</u>		<u>MACH</u> <u>M.B</u>		<u>MACH</u> <u>M.B</u>		<u>MACH</u> <u>M.B</u>			
	U.S. SENATE CHAFEE R.		U.S. SENATE KUSHNER D.		CONGRESS-DIST 1 VIGILANTE R.		CONGRESS-DIST 1 KENNEDY D.			
72-1	120	6	82	2	84	4	122	4		
72-3	53	3	52	4	28	2	82	4		
72-5	183	8	167	6	136	4	238	10		
72-7	97	2	82	1	55	0	128	3		
72-9	321	6	228	4	208	5	373	5		
73-2	111	2	101	0	67	1	153	1		
73-4	239	19	230	27	181	10	313	35		
73-6	59	1	73	1	27	0	121	2		
73-8	247	7	216	5	155	2	329	12		
SUB-TOTAL	1430	54	1231	50	941	28	1859	76		
PAPER	3		2		1		4			
CITY TOTAL	1487		1283		970		1939			
POLL	<u>GOVERNOR</u> ALMOND R.		<u>GOVERNOR</u> YORK D.		<u>GOVERNOR</u> HEALEY I.					
	72-1	117	6	98	2	14	0			
72-3	54	7	49	0	12	0				
72-5	186	5	169	9	37	0				
72-7	77	2	98	1	18	0				
72-9	322	8	237	2	44	0				
73-2	109	0	113	2	11	0				
73-4	261	16	216	27	21	3				
73-6	81	0	75	2	0	0				
73-8	275	11	213	3	24	0				
SUB-TOTAL	1482	55	1268	48	181	3				
PAPER	1		4		0					
CITY TOTAL	1538		1320		184					
POLL	<u>LT. GOVERNOR</u> FEROCE R.		<u>LT. GOVERNOR</u> WEYGAND D.		<u>LT. GOVERNOR</u> JOHNSON I.		<u>SECRETARY OF STATE</u> LEONARD R.		<u>SECRETARY OF STATE</u> LANGEVIN D.	
	72-1	43	2	152	6	8	0	80	4	114
72-3	27	0	68	6	1	0	36	3	67	4
72-5	94	4	231	8	20	1	147	7	200	7
72-7	35	1	133	1	8	1	66	0	102	2
72-9	84	5	439	5	22	0	230	5	331	4
73-2	43	0	158	2	8	0	85	1	126	1
73-4	94	8	338	31	21	3	191	14	277	31
73-6	14	0	107	2	1	0	40	0	86	2
73-8	93	4	349	8	12	2	158	8	299	6
SUB-TOTAL	527	24	1975	69	101	7	1033	42	1602	61
PAPER	0		5		0		2		3	
CITY TOTAL	551		2049		108		1077		1666	
POLL	<u>ATT. GENERAL</u> PINE R.		<u>ATT. GENERAL</u> QUINN D.		<u>ATT. GENERAL</u> ALMONTE I.		<u>GEN. TREASURER</u> MAYER R.		<u>GEN. TREASURER</u> JAMES D.	
	72-1	138	6	68	1	7	1	99	6	94
72-3	77	7	31	0	1	0	51	3	45	3
72-5	244	8	107	5	12	1	184	6	160	7
72-7	117	2	51	1	3	0	87	1	74	2
72-9	405	7	151	2	16	1	286	4	243	5
73-2	142	2	70	0	4	0	92	0	106	0
73-4	323	19	129	24	21	1	227	14	224	29
73-6	76	1	49	0	4	0	48	0	69	2
73-8	314	11	145	3	12	0	201	6	236	6
SUB-TOTAL	1836	63	801	36	80	4	1275	40	1251	56
PAPER	1		4		0		1		4	
CITY TOTAL	1900		841		84		1316		1311	

TABULATION OF VOTES CAST IN THE NOVEMBER 8, 1994 GENERAL ELECTION
FOR FEDERAL AND STATEWIDE OFFICES IN RHODE ISLAND

CHARLESTOWN

	<u>MACH.</u>	<u>M.B</u>	<u>MACH.</u>	<u>M.B</u>	<u>MACH.</u>	<u>M.B</u>	<u>MACH.</u>	<u>M.B</u>
POLL	U.S. SENATE CHAFEE R.		U.S. SENATE KUSHNER D.		CONGRESS-DIST 2 ELLIOT R.		CONGRESS-DIST 2 REED D.	
16-1	374	7	222	7	257	9	327	5
81-1	530	7	295	7	326	3	462	10
81-2	430	5	140	5	302	8	260	4
81-3	370	14	176	8	248	15	266	6
SUB-TOTAL PAPER	1704	33	833	27	1133	35	1315	25
TOWN TOTAL	1737		860		1168		1340	
	GOVERNOR ALMOND R.		GOVERNOR YORK D.		GOVERNOR HEALEY I.			
16-1	248	10	299	4	67	0		
81-1	382	5	397	8	68	0		
81-2	349	8	203	3	33	1		
81-3	296	9	229	9	33	4		
SUB-TOTAL PAPER	1275	32	1128	24	201	5		
TOWN TOTAL	1307		1152		206			
	LT. GOVERNOR FEROCE R.		LT. GOVERNOR WEYGAND D.		LT. GOVERNOR JOHNSON I.			
16-1	164	4	364	9	49	1		
81-1	225	2	480	11	87	0		
81-2	203	4	315	8	31	0		
81-3	191	11	295	8	35	2		
SUB-TOTAL PAPER	783	21	1454	36	202	3		
TOWN TOTAL	804		1490		205			
	SECRETARY OF STATE LEONARD R.		SECRETARY OF STATE LANGEVIN D.					
16-1	277	9	296	5				
81-1	385	4	414	8				
81-2	312	7	252	5				
81-3	311	13	217	9				
SUB-TOTAL PAPER	1285	33	1179	27				
TOWN TOTAL	1318		1206					
	ATT.GENERAL PINE R.		ATT.GENERAL QUINN D.		ATT.GENERAL ALMONTE I.			
16-1	464	12	121	2	17	0		
81-1	649	10	166	4	14	0		
81-2	465	9	101	3	9	0		
81-3	422	17	118	5	8	0		
SUB-TOTAL PAPER	2000	48	506	14	48	0		
TOWN TOTAL	2048		520		48			
POLL	GEN.TREASURER MAYER R.		GEN.TREASURER JAMES D.					
16-1	366	11	201	3				
81-1	530	8	267	5				
81-2	406	12	155	0				
81-3	374	18	151	4				
SUB-TOTAL PAPER	1676	49	774	12				
TOWN TOTAL	1725		786					

TABULATION OF VOTES CAST IN THE NOVEMBER 8, 1994 GENERAL ELECTION
FOR FEDERAL AND STATEWIDE OFFICES IN RHODE ISLAND

COVENTRY

POLL	MACH.		M.B.		MACH.		M.B.		MACH.		M.B.															
	U.S. SENATE CHAFEE R.		U.S. SENATE KUSHNER D.		CONGRESS-DIST 2 ELLIOT R.		CONGRESS-DIST 2 REED D.		GOVERNOR ALMOND R.		GOVERNOR YORK D.		GOVERNOR HEALEY I.		LT. GOVERNOR FEROCE R.		LT. GOVERNOR WEYGAND D.		LT. GOVERNOR JOHNSON I.		SECRETARY OF STATE LEONARD R.		SECRETARY OF STATE LANGEVIN D.			
24-1	272	7	173	8	127	3	312	12	184	6	212	7	60	1	131	5	280	9	27	0	189	6	250	9		
31-1	551	15	214	5	287	10	441	11	422	11	282	10	70	0	237	10	475	10	25	1	349	11	387	10		
31-2	412	42	218	34	206	20	397	50	341	47	269	27	47	2	222	23	384	42	17	2	261	31	363	40		
39-1	207	4	133	3	118	6	204	1	172	6	129	1	50	0	118	2	190	5	16	0	150	3	180	4		
41-1	497	13	256	1	209	6	528	9	370	7	322	3	74	5	41-1	236	460	7	37	1	358	9	382	5		
41-2	307	7	168	1	143	3	321	6	41-2	212	210	3	66	0	41-2	137	292	5	32	1	206	4	260	5		
41-3	303	11	194	5	155	3	331	14	41-3	245	223	7	49	0	41-3	158	310	13	18	1	218	4	275	13		
41-4	479	10	363	6	270	6	558	10	41-4	408	387	4	82	1	41-4	256	526	11	44	0	378	10	456	6		
41-5	380	13	244	2	206	7	403	8	41-5	323	261	9	60	0	41-5	190	390	12	26	0	273	7	339	8		
41-6	409	9	230	3	200	4	419	8	41-6	318	267	2	74	1	41-6	216	388	6	34	0	309	7	321	4		
42-1	197	2	105	0	125	1	173	1	42-1	163	125	0	32	0	42-1	114	179	1	14	0	140	1	160	0		
42-2	482	10	278	4	247	6	499	8	42-2	368	314	1	99	2	42-2	223	481	4	35	1	351	10	397	4		
42-3	338	4	274	4	176	3	421	5	42-3	256	312	3	68	1	42-3	183	401	6	29	0	270	2	355	6		
42-4	264	8	153	1	123	4	278	5	42-4	229	181	3	30	0	42-4	107	278	5	19	0	182	6	234	3		
42-5	365	0	231	2	191	1	390	1	42-5	276	268	1	65	0	42-5	173	376	1	41	0	259	2	328	0		
42-6	436	3	355	5	263	2	513	6	42-6	349	340	3	124	1	42-6	245	488	6	44	0	330	2	448	6		
53-1	418	12	214	5	290	7	336	10	53-1	229	354	11	35	0	53-1	229	354	11	35	0	328	9	301	8		
53-2	542	21	311	11	329	17	480	13	53-2	276	499	16	49	0	53-2	276	499	16	49	0	395	18	436	12		
53-3	560	10	309	4	383	7	482	8	53-3	324	490	7	59	0	53-3	324	490	7	59	0	449	9	409	6		
SUB-TOTAL	7419	201	4423	104	4048	116	7486	186	SUB-TOTAL	5880	189	4981	110	1369	14	SUB-TOTAL	3775	113	7241	177	601	7	5395	151	6281	149
PAPER	3		5		2		4		PAPER	3		4		1		PAPER	2		5		0		2		5	
TOWN TOTAL	7623		4532		4166		7676		TOWN TOTAL	6072		5095		1384		TOWN TOTAL	3890		7423		608		5548		6435	

TABULATION OF VOTES CAST IN THE NOVEMBER 8, 1994 GENERAL ELECTION
FOR FEDERAL AND STATEWIDE OFFICES IN RHODE ISLAND

COVENTRY

	<u>MACH.</u>	<u>M.B</u>	<u>MACH.</u>	<u>M.B</u>	<u>MACH.</u>	<u>M.B</u>	<u>MACH</u>	<u>M.B</u>	<u>MACH</u>	<u>M.B</u>
	ATT.GENERAL PINE R.		ATT.GENERAL QUINN D.		ATT.GENERAL ALMONTE I.		GEN.TREASURER MAYER R.		GEN.TREASURER JAMES D.	
24-1	337	9	103	6	8	0	293	5	137	7
31-1	620	17	127	2	15	0	535	12	201	6
31-2	501	43	131	28	9	2	437	37	180	32
39-1	250	5	83	2	3	0	210	6	111	1
41-1	588	13	145	1	17	1	498	11	222	4
41-2	368	8	95	1	16	0	303	6	151	2
41-3	366	14	128	2	13	1	305	14	180	3
41-4	623	16	206	1	23	0	486	16	330	1
41-5	476	11	129	4	12	0	395	11	209	4
41-6	518	8	125	4	9	0	416	10	206	2
42-1	237	2	64	0	11	0	213	2	91	0
42-2	590	13	151	1	23	0	495	13	240	1
42-3	468	5	164	3	12	0	355	7	255	1
42-4	342	6	81	3	3	0	276	7	144	2
42-5	439	2	141	0	36	0	378	2	197	0
42-6	583	6	194	2	22	0	468	4	295	4
53-1	509	15	124	3	8	0	442	14	176	2
53-2	661	25	171	7	24	0	559	21	259	9
53-3	698	13	164	2	23	0	623	9	225	6
SUB-TOTAL	9174	231	2526	72	287	4	7687	207	3809	87
PAPER	5		2		0		5		2	
TOWN TOTAL	9410		2600		291		7899		3898	

CRANSTON

	<u>U.S. SENATE CHAFEE R.</u>		<u>U.S. SENATE KUSHNER D.</u>		<u>CONGRESS-DIST 2 ELLIOT R.</u>		<u>CONGRESS-DIST 2 REED D.</u>	
13-1	360	20	222	13	129	9	417	24
21-1	109	34	61	2	52	18	108	14
21-2	320	19	240	5	133	10	396	13
21-3	267	34	278	16	140	23	371	28
21-4	510	35	248	10	192	13	526	23
21-5	344	21	223	7	171	9	382	20
21-6	542	28	367	11	245	11	619	26
21-7	105	12	83	2	48	6	127	7
22-1	31	0	23	0	0	0	34	0
22-2	254	11	219	5	122	3	327	13
22-3	92	12	86	4	41	3	129	13
22-4	537	43	444	28	192	13	739	60
22-5	567	26	373	17	237	5	659	38
22-6	742	18	452	12	300	11	844	18
22-7	73	2	50	1	29	1	92	1
23-1	809	11	329	9	325	7	766	14
23-2	711	31	285	13	311	15	646	29
23-3	640	25	359	9	320	13	662	21
23-4	152	7	55	1	65	4	130	4
23-5	328	16	114	5	130	8	299	13
23-6	223	9	135	5	109	2	241	11
23-7	194	11	124	9	76	7	229	12
23-8	341	4	101	4	146	3	284	5
24-1	715	24	310	11	324	4	668	32
24-2	580	17	322	10	248	3	614	25
24-3	326	6	169	4	138	0	340	8
24-4	518	22	262	6	211	12	531	17
24-5	651	36	271	11	249	15	630	31
25-1	703	26	304	9	273	9	693	25
25-2	0	31	0	39	0	18	0	42
25-3	71	0	42	2	32	0	78	2
25-4	334	21	142	8	143	10	295	19
26-1	819	31	346	13	288	11	836	33
26-2	231	16	171	8	105	11	282	12
26-3	574	20	286	6	220	5	609	23
26-4	66	0	47	1	37	1	72	0
26-5	456	8	289	6	191	3	520	11
26-6	543	30	196	1	245	16	480	14
26-7	63	1	27	1	23	0	66	2
26-8	325	15	146	2	146	8	304	11
27-1	469	13	294	2	179	3	571	12
27-2	511	22	313	7	189	5	598	25
27-3	165	5	125	6	74	6	220	5
27-4	566	21	298	11	185	11	657	21
27-5	607	19	333	7	236	7	680	20
27-6	332	8	160	4	135	4	342	5
28-1	398	10	299	4	154	3	526	11
28-2	533	42	258	6	207	23	555	25
28-3	370	27	157	7	138	13	370	20
28-4	423	0	138	0	162	0	380	0
28-5	600	0	306	0	209	0	672	0
SUB-TOTAL	20200	900	10882	380	8254	395	21616	858
PAPER	11		7		3		16	
CITY TOTAL	21111		11269		8652		22490	

TABULATION OF VOTES CAST IN THE NOVEMBER 8, 1994 GENERAL ELECTION
FOR FEDERAL AND STATEWIDE OFFICES IN RHODE ISLAND

POLL	CRANSTON					
	<u>MACH.</u>	<u>M.B.</u>	<u>MACH.</u>	<u>M.B.</u>	<u>MACH.</u>	<u>M.B.</u>
	GOVERNOR ALMOND R.		GOVERNOR YORK D.		GOVERNOR HEALEY I.	
13-1	272	23	305	8	48	1
21-1	84	29	84	8	11	0
21-2	256	16	299	8	41	0
21-3	248	40	287	12	45	0
21-4	396	32	315	12	72	2
21-5	309	18	249	10	59	1
21-6	454	25	433	12	65	2
21-7	88	11	113	3	9	0
22-1	24	0	26	0	8	0
22-2	201	6	262	11	30	0
22-3	68	13	103	3	19	0
22-4	444	39	512	33	58	2
22-5	437	21	500	21	67	2
22-6	617	18	502	12	113	2
22-7	60	2	64	1	8	0
23-1	608	14	448	7	106	0
23-2	622	30	379	13	51	1
23-3	498	24	442	9	100	1
23-4	119	6	74	2	18	0
23-5	252	18	170	3	23	0
23-6	188	8	174	8	21	2
23-7	166	8	153	12	17	0
23-8	258	6	160	2	36	0
24-1	562	18	388	18	92	1
24-2	467	15	369	8	83	4
24-3	283	4	183	5	33	1
24-4	413	19	330	10	74	0
24-5	517	36	375	8	59	2
25-1	577	25	396	12	74	0
25-2	0	19	0	54	0	5
25-3	54	1	60	0	5	0
25-4	308	19	170	8	29	2
26-1	603	29	507	14	93	2
26-2	191	16	197	7	21	1
26-3	441	15	368	13	80	0
26-4	59	0	55	0	8	1
26-5	406	8	301	5	67	1
26-6	446	24	275	5	35	2
26-7	47	1	40	1	7	0
26-8	287	1	166	5	35	2
27-1	334	9	377	5	87	0
27-2	379	21	378	7	87	2
27-3	119	5	159	3	27	3
27-4	429	20	366	11	92	1
27-5	451	16	447	11	91	0
27-6	253	6	210	3	45	1
28-1	254	7	400	7	62	1
28-2	365	37	364	7	79	3
28-3	261	20	225	12	60	1
28-4	309	0	252	0	46	0
28-5	423	0	430	0	81	0
SUB-TOTAL	15907	798	13842	449	2577	52
PAPER	10		7		2	
CITY TOTAL	16715		14298		2631	

TABULATION OF VOTES CAST IN THE NOVEMBER 8, 1994 GENERAL ELECTION
FOR FEDERAL AND STATEWIDE OFFICES IN RHODE ISLAND

POLL	CRANSTON											
	MACH		M.B		MACH		M.B		MACH		M.B	
	LT. GOVERNOR FEROCE		LT. GOVERNOR WEYGAND		LT. GOVERNOR JOHNSON		SECRETARY OF STATE LEONARD		SECRETARY OF STATE LANGEVIN			
	R.	D.	R.	D.	R.	D.	R.	D.	R.	D.	R.	D.
13-1	198	12	337	17	25	0	226	14	321	18		
21-1	52	19	104	9	7	1	69	21	93	9		
21-2	210	11	308	11	20	0	213	16	318	7		
21-3	169	29	321	22	24	0	228	34	294	16		
21-4	207	22	506	22	35	0	313	33	436	12		
21-5	194	11	356	18	9	0	271	15	301	14		
21-6	275	18	550	17	39	2	417	23	472	16		
21-7	54	7	120	6	2	0	70	8	108	5		
22-1	18	0	30	0	6	0	25	0	27	0		
22-2	150	2	282	13	17	1	199	6	251	10		
22-3	48	9	111	7	7	0	61	7	104	9		
22-4	290	25	611	44	26	2	355	39	568	33		
22-5	278	14	590	26	31	1	350	20	562	20		
22-6	396	9	715	15	38	2	490	16	659	13		
22-7	43	0	76	3	6	0	33	0	87	3		
23-1	362	11	685	8	59	1	510	9	579	12		
23-2	338	19	612	25	29	0	480	25	506	18		
23-3	302	15	618	18	54	1	472	18	502	14		
23-4	81	6	99	2	16	0	97	6	102	2		
23-5	168	10	239	10	21	0	201	15	227	6		
23-6	98	3	220	7	13	2	139	6	220	8		
23-7	102	12	196	7	7	0	126	14	171	6		
23-8	181	4	242	4	7	0	217	4	218	4		
24-1	342	10	596	25	65	2	491	9	531	27		
24-2	301	9	549	17	24	1	396	13	474	15		
24-3	123	2	332	8	26	0	218	5	269	5		
24-4	229	12	512	15	26	1	344	16	438	13		
24-5	251	15	599	29	36	1	392	25	496	19		
25-1	293	12	663	25	28	1	451	18	542	19		
25-2	0	17	0	39	0	7	0	31	0	36		
25-3	35	1	25	0	2	0	45	0	64	2		
25-4	149	10	292	18	13	1	190	20	275	9		
26-1	301	12	750	27	66	3	502	21	641	19		
26-2	97	8	265	13	25	1	163	15	224	8		
26-3	241	9	555	17	35	1	389	16	453	11		
26-4	32	1	75	0	5	0	51	0	61	1		
26-5	254	0	440	11	22	1	361	4	351	10		
26-6	245	16	447	13	27	1	373	20	361	10		
26-7	30	1	53	1	3	0	43	2	47	0		
26-8	168	7	274	9	23	2	211	9	248	10		
27-1	166	2	520	9	41	1	321	7	425	7		
27-2	197	12	554	16	46	0	341	16	465	13		
27-3	85	4	183	7	15	0	121	5	159	5		
27-4	208	15	591	16	38	1	371	16	479	16		
27-5	256	9	586	17	55	0	393	19	523	8		
27-6	131	4	314	4	30	0	234	6	245	2		
28-1	144	3	451	11	70	0	273	11	396	3		
28-2	211	12	472	29	93	4	327	25	447	22		
28-3	125	14	335	16	57	2	228	17	283	16		
28-4	170	0	329	0	49	0	271	0	281	0		
28-5	211	0	592	0	66	0	395	0	466	0		
SUB-TOTAL	9209	485	19282	703	1484	44	13457	695	16770	561		
PAPER	3		14		2		10		8			
CITY TOTAL	9697		19999		1530		14162		17339			

TABULATION OF VOTES CAST IN THE NOVEMBER 8, 1994 GENERAL ELECTION
FOR FEDERAL AND STATEWIDE OFFICES IN RHODE ISLAND

	CRANSTON									
	<u>MACH</u> <u>M.B</u>		<u>MACH</u> <u>M.B</u>		<u>MACH</u> <u>M.B</u>		<u>MACH</u> <u>M.B</u>		<u>MACH</u> <u>M.B</u>	
	ATT.GENERAL PINE R.		ATT.GENERAL QUINN D.		ATT.GENERAL ALMONTE I.		GEN.TREASURER MAYER R.		GEN.TREASURER JAMES D.	
13-1	434	22	144	7	22	3	320	19	216	14
21-1	127	25	40	5	4	1	96	28	60	4
21-2	407	17	141	6	15	0	315	16	200	8
21-3	378	41	148	10	30	0	292	39	222	10
21-4	609	43	137	3	22	0	516	35	226	10
21-5	457	22	118	7	16	0	382	16	178	13
21-6	692	34	211	6	15	0	566	30	293	7
21-7	137	12	56	2	3	0	96	10	81	4
22-1	34	0	18	0	3	0	31	0	23	0
22-2	326	9	132	7	17	0	256	6	177	9
22-3	110	16	63	0	4	0	84	13	80	3
22-4	739	51	223	19	19	1	533	46	371	25
22-5	692	32	228	6	27	3	538	30	349	10
22-6	816	18	246	7	36	3	746	18	386	11
22-7	96	2	31	1	3	0	66	1	57	2
23-1	919	15	190	4	32	2	779	17	323	4
23-2	842	35	161	7	19	1	724	36	252	7
23-3	810	28	180	5	37	1	668	25	298	8
23-4	164	8	35	0	6	0	136	7	62	1
23-5	369	20	63	1	11	0	312	16	117	3
23-6	286	8	79	0	6	3	205	8	137	7
23-7	231	16	82	4	9	0	185	14	118	5
23-8	365	6	75	0	8	1	299	6	131	2
24-1	852	25	150	9	33	2	716	20	282	17
24-2	734	23	149	4	23	0	574	19	287	9
24-3	403	6	90	4	3	0	331	5	142	5
24-4	644	22	142	6	12	0	521	19	245	10
24-5	753	44	153	2	26	0	617	34	272	12
25-1	846	34	161	3	10	0	714	29	264	7
25-2	0	24	0	32	0	9	0	25	0	38
25-3	82	1	31	0	0	0	62	0	48	2
25-4	382	25	96	4	3	0	306	20	142	8
26-1	770	39	178	3	16	2	775	35	352	7
26-2	304	21	93	1	7	1	245	16	144	7
26-3	694	20	160	5	21	1	574	23	261	4
26-4	96	1	24	0	1	0	72	0	41	1
26-5	590	9	141	3	17	2	475	9	230	3
26-6	628	29	108	1	8	0	543	30	183	1
26-7	84	2	11	0	0	0	71	2	21	0
26-8	391	17	85	2	6	0	324	15	134	3
27-1	617	11	148	2	16	2	521	13	215	2
27-2	623	27	183	2	22	0	514	21	282	5
27-3	211	8	75	3	7	0	177	7	97	4
27-4	691	22	169	9	17	0	566	25	277	7
27-5	747	23	186	3	18	0	581	19	309	7
27-6	379	8	108	0	6	0	323	9	148	0
28-1	485	13	195	1	16	1	399	12	263	2
28-2	600	39	185	8	13	1	533	36	231	8
28-3	408	27	119	5	6	1	389	19	133	11
28-4	456	0	108	0	12	0	401	0	149	0
28-5	711	0	191	0	11	0	591	0	274	0
SUB-TOTAL	24211	1000	6240	219	694	41	20260	898	9783	347
PAPER	18		2		10		11		8	
CITY TOTAL	25239		6461		735		20969		10138	

TABULATION OF VOTES CAST IN THE NOVEMBER 8, 1994 GENERAL ELECTION
FOR FEDERAL AND STATEWIDE OFFICES IN RHODE ISLAND

CUMBERLAND

POLL	<u>MACH</u>	<u>M.B</u>	<u>MACH</u>	<u>M.B</u>	<u>MACH</u>	<u>M.B</u>	<u>MACH</u>	<u>M.B</u>
	U.S. SENATE CHAFEE R.		U.S. SENATE KUSHNER D.		CONGRESS-DIST 1 VIGILANTE R.		CONGRESS-DIST 1 KENNEDY D.	
58-14	776	34	279	7	545	22	528	14
58-15	234	1	109	0	156	0	189	1
58-16	621	8	286	1	471	4	445	7
67-4	539	10	361	6	392	6	528	10
67-8	623	10	330	7	467	7	500	12
67-10	636	16	246	10	485	13	392	13
67-11	623	16	139	5	485	13	279	6
67-12	671	25	219	16	527	25	371	16
67-13	150	12	85	0	123	7	129	5
68-2	232	6	166	2	151	3	265	6
68-3	368	3	267	5	252	1	403	7
68-5	438	2	236	0	283	5	411	7
68-6	532	17	281	6	388	12	445	12
68-7	388	13	142	3	290	11	244	5
68-9	638	13	342	8	477	12	522	10
73-1	378	5	312	3	243	4	503	4
SUB-TOTAL PAPER	7847	191	3800	79	5735	145	6154	135
TOWN TOTAL	8038		3879		5880		6289	

POLL	<u>GOVERNOR ALMOND R.</u>	<u>GOVERNOR YORK D.</u>	<u>GOVERNOR HEALEY I.</u>			
	58-14	722	20	339	12	46
58-15	196	1	141	0	19	0
58-16	535	9	344	1	70	0
67-4	559	13	338	3	60	0
67-8	593	12	369	5	56	1
67-10	547	19	301	7	58	0
67-11	547	17	203	4	33	0
67-12	563	30	298	11	54	0
67-13	126	10	100	2	23	0
68-2	229	6	175	3	31	0
68-3	411	6	237	2	52	0
68-5	389	9	244	3	76	0
68-6	489	17	310	6	62	1
68-7	346	11	167	4	33	1
68-9	566	17	390	3	54	1
73-1	389	8	331	0	59	0
SUB-TOTAL PAPER	7207	205	4287	66	786	5
TOWN TOTAL	7412		4353		791	

POLL	<u>LT. GOVERNOR FEROCE R.</u>	<u>LT. GOVERNOR WEYGAND D.</u>	<u>LT. GOVERNOR JOHNSON I.</u>	<u>SECRETARY OF STATE LEONARD R.</u>	<u>SECRETARY OF L. ANGEVIN D.</u>					
	58-14	278	10	728	23	34	1	511	18	536
58-15	81	0	245	0	15	0	158	0	184	1
58-16	230	4	629	6	31	0	454	5	448	5
67-4	194	2	653	12	41	2	394	6	495	10
67-8	228	6	688	14	38	0	439	9	523	10
67-10	226	7	585	19	42	0	432	16	431	9
67-11	216	6	477	12	50	1	416	14	340	4
67-12	248	18	600	20	39	0	434	22	451	17
67-13	74	7	146	5	10	0	124	10	109	1
68-2	84	1	283	7	21	0	159	3	222	5
68-3	156	2	452	3	39	2	277	1	371	7
68-5	110	3	504	7	37	0	282	4	363	8
68-6	189	8	571	15	41	0	360	13	449	10
68-7	144	5	345	10	29	1	285	6	247	10
68-9	232	7	685	14	33	2	403	11	559	12
73-1	117	2	505	6	31	0	266	5	392	3
SUB-TOTAL PAPER	2807	88	8096	173	531	9	5394	143	6120	129
TOWN TOTAL	2895		8269		540		5537		6249	

TABULATION OF VOTES CAST IN THE NOVEMBER 8, 1994 GENERAL ELECTION
FOR FEDERAL AND STATEWIDE OFFICES IN RHODE ISLAND

CUMBERLAND

POLL	MACH		M.B		MACH		M.B		MACH		M.B	
	ATT.GENERAL PINE R.		ATT.GENERAL QUINN D.		ATT.GENERAL ALMONTE I.		GEN.TREASURER MAYER R.		GEN.TREASURER JAMES D.			
58-14	901	30	170	2	13	1	738	23	305	8		
58-15	280	1	70	0	3	0	230	0	112	1		
58-16	770	9	142	1	13	0	621	6	269	4		
67-4	691	14	207	2	21	0	538	13	341	2		
67-8	782	12	192	7	14	0	611	11	334	8		
67-10	708	21	160	5	17	0	611	18	241	7		
67-11	668	18	91	0	7	0	614	20	135	0		
67-12	734	31	149	9	17	0	630	25	246	13		
67-13	185	12	49	0	3	0	152	10	74	2		
68-2	238	7	149	2	5	0	244	4	147	4		
68-3	480	5	162	3	20	0	368	3	272	4		
68-5	541	7	122	4	11	0	412	7	240	3		
68-6	661	18	173	5	6	1	521	16	271	6		
68-7	442	14	96	2	5	0	394	13	137	3		
68-9	776	18	196	5	9	0	603	15	335	5		
73-1	456	7	216	0	18	1	389	6	259	1		
SUB-TOTAL PAPER	9313	224	2344	47	182	3	7676	190	3718	71		
TOWN TOTAL	9537		2391		185		7866		3789			

EAST GREENWICH

POLL	U.S. SENATE CHAFEE R.		U.S. SENATE KUSHNER D.		CONG-DIST2 ELLIOT R.		CONG-DIST2 REED D.	
	31-6	604	19	151	3	342	10	395
31-7	370	13	119	4	218	2	270	15
43-1	565	12	199	5	241	7	494	10
43-2	650	24	149	2	318	13	452	14
43-3	605	51	223	23	295	32	486	42
43-4	651	31	131	5	335	12	424	24
43-5	517	23	119	3	243	12	376	13
SUB-TOTAL PAPER	3962	173	1091	45	1992	88	2897	130
TOWN TOTAL	4135		1136		2080		3027	

POLL	GOVERNOR ALMOND R.		GOVERNOR YORK D.		GOVERNOR HEALEY I.	
	31-6	483	14	231	8	48
31-7	330	8	143	8	34	1
43-1	381	10	346	6	60	1
43-2	527	18	233	6	54	3
43-3	485	47	284	20	75	3
43-4	530	30	225	6	50	0
43-5	397	20	190	6	56	0
SUB-TOTAL PAPER	3133	147	1652	60	377	8
TOWN TOTAL	3280		1712		385	

POLL	LT. GOVERNOR FEROCE R.		LT. GOVERNOR WEYGAND D.		LT. GOVERNOR JOHNSON I.		SECRETRY OF STATE LEONARD R.		SECRETARY OF STATE LANGEVIN D.	
	31-6	258	9	424	12	56	0	380	12	351
31-7	178	2	290	13	21	1	295	8	195	9
43-1	187	7	487	7	56	1	350	11	404	6
43-2	243	7	494	17	32	1	408	17	377	9
43-3	230	24	511	45	56	3	398	38	407	35
43-4	258	14	464	21	42	0	413	25	348	11
43-5	198	13	388	13	38	0	307	14	308	10
SUB-TOTAL PAPER	1552	76	3058	128	301	6	2551	125	2390	87
TOWN TOTAL	1628		3186		307		2676		2477	

POLL	ATT.GENERAL PINE R.		ATT.GENERAL QUINN D.		ATT.GENRAL ALMONTE I.		GEN.TREASURER MAYER R.		GEN.TREASURER JAMES D.	
	31-6	642	19	103	1	9	0	569	13	168
31-7	418	13	70	4	11	0	383	14	100	3
43-1	618	15	134	1	19	0	553	14	189	3
43-2	685	25	104	1	11	0	612	21	162	4
43-3	675	60	141	13	13	0	598	54	204	19
43-4	694	33	96	3	5	0	638	32	130	4
43-5	567	22	63	5	10	0	504	21	109	2
SUB-TOTAL PAPER	4299	187	711	28	78	0	3857	169	1062	40
TOWN TOTAL	4486		739		78		4026		1102	

TABULATION OF VOTES CAST IN THE NOVEMBER 8, 1994 GENERAL ELECTION
FOR FEDERAL AND STATEWIDE OFFICES IN RHODE ISLAND

EAST PROVIDENCE

POLL	<u>MACH.</u>	<u>M.B</u>	<u>MACH.</u>	<u>M.B</u>	<u>MACH.</u>	<u>M.B</u>	<u>MACH.</u>	<u>M.B</u>
	U.S. SENATE CHAFEE R.		U.S. SENATE KUSHNER D.		CONGRESS-DIS VIGILANTE R.		CONGRESS-DIST 1 KENNEDY D.	
82-1	723	21	267	8	502	18	486	8
82-1A	279	7	177	1	218	5	254	3
82-2	569	22	309	9	408	13	490	16
82-3	513	19	143	3	401	12	260	9
83-4	268	14	220	12	172	7	319	19
83-5	526	37	364	14	349	20	565	29
83-7	319	12	240	12	206	7	408	17
83-8	256	6	240	4	162	2	358	8
84-9	53	0	54	2	43	0	81	2
84-14	680	46	346	26	455	25	584	45
84-15	643	17	366	7	397	8	627	18
84-16	464	32	293	23	289	12	458	40
84-19	289	12	125	6	169	5	248	8
85-6	315	11	229	13	192	3	416	22
85-10	358	16	319	11	243	12	457	16
85-11	196	2	194	5	136	3	279	4
85-12	158	7	122	5	121	5	176	8
85-13	174	2	130	2	84	1	236	3
86-17	368	13	287	0	260	6	394	6
86-18	598	18	326	16	412	13	520	22
86-20	545	15	310	5	377	6	478	16
86-21	605	19	320	11	386	17	536	18
87-22	768	21	337	7	518	20	574	10
87-23	<u>355</u>	<u>14</u>	<u>197</u>	<u>7</u>	<u>258</u>	<u>11</u>	<u>307</u>	<u>11</u>
SUB-TOTAL	10022	383	5915	209	6758	231	9511	358
PAPER	48		33		37		44	
CITY TOTAL	10453		6157		7026		9913	

POLL	<u>GOVERNOR ALMOND R.</u>	<u>GOVERNOR YORK D.</u>	<u>GOVERNOR HEALEY I.</u>
	82-1	517	15
82-1A	213	7	59
82-2	422	23	88
82-3	391	15	67
83-4	163	11	40
83-5	394	29	81
83-7	213	13	66
83-8	155	2	48
84-9	47	0	13
84-14	492	41	119
84-15	407	13	139
84-16	339	29	65
84-19	217	12	47
85-6	221	14	69
85-10	258	15	82
85-11	128	4	49
85-12	118	6	31
85-13	97	1	30
86-17	218	8	138
86-18	395	13	153
86-20	339	12	139
86-21	373	19	153
87-22	528	23	157
87-23	<u>241</u>	<u>8</u>	<u>123</u>
SUB-TOTAL	6886	333	2080
PAPER	28		11
CITY TOTAL	7247		2120

TABULATION OF VOTES CAST IN THE NOVEMBER 8, 1994 GENERAL ELECTION
FOR FEDERAL AND STATEWIDE OFFICES IN RHODE ISLAND

EAST PROVIDENCE

POLL	<u>MACH.</u> <u>M.B</u>		<u>MACH.</u> <u>M.B</u>		<u>MACH.</u> <u>M.B</u>		<u>MACH</u> <u>M.B</u>		<u>MACH</u> <u>M.B</u>	
	LT. GOVERNOR FEROCE R.		LT. GOVERNOR WEYGAND D.		LT. GOVERNOR JOHNSON I.		SECRETARY OF STATE LEONARD R.		SECRETARY OF LANGEVI D.	
82-1	210	7	719	12	53	1	477	20	501	9
82-1A	86	3	350	4	22	0	199	3	256	5
82-2	136	8	697	13	45	1	379	16	489	10
82-3	159	3	473	12	29	0	369	12	288	8
83-4	88	4	367	17	12	0	211	10	261	14
83-5	167	12	687	19	29	3	362	26	520	24
83-7	88	1	474	16	17	0	256	6	316	17
83-8	76	2	394	8	20	0	202	6	267	5
84-9	24	0	89	2	8	0	42	0	76	2
84-14	159	13	831	33	42	4	447	32	566	32
84-15	146	4	826	17	30	0	443	13	545	12
84-16	112	9	621	39	27	1	305	27	433	27
84-19	99	5	307	12	14	0	185	7	218	10
85-6	96	2	431	22	20	0	232	12	323	13
85-10	111	6	538	20	39	0	277	10	378	17
85-11	56	1	303	5	25	0	128	4	234	3
85-12	47	2	226	9	18	0	124	8	156	5
85-13	25	0	266	4	10	0	122	2	173	2
86-17	88	3	517	8	39	0	252	9	394	5
86-18	144	6	730	26	50	3	406	11	519	19
86-20	162	0	659	16	51	0	376	7	477	13
86-21	151	5	750	23	31	0	363	19	571	13
87-22	216	8	827	18	49	0	473	15	616	12
87-23	97	4	429	14	25	1	244	6	301	14
SUB-TOTAL	2743	108	12511	369	705	14	6874	281	8878	291
PAPER	15		60		1		33		43	
CITY TOTAL	2866		12940		720		7188		9212	
	<u>ATT.GENERAL</u> <u>PINE</u> R.		<u>ATT.GENERAL</u> <u>QUINN</u> D.		<u>ATT.GENERAL</u> <u>ALMONTE</u> I.		<u>GEN.TREASURER</u> <u>MAYER</u> R.		<u>GEN.TREASURER</u> <u>JAMES</u> D.	
82-1	823	20	173	5	15	1	712	21	267	6
82-1A	361	6	99	1	3	0	288	6	173	1
82-2	693	23	198	8	6	1	549	17	306	16
82-3	577	18	97	4	2	0	517	13	146	3
83-4	324	14	150	8	8	0	250	13	207	7
83-5	654	38	240	11	15	0	566	30	324	20
83-7	423	17	143	5	18	0	339	10	212	14
83-8	344	6	157	6	11	0	271	4	203	6
84-9	79	1	42	1	3	0	63	1	55	0
84-14	835	45	203	27	13	6	682	33	337	25
84-15	779	21	234	4	20	0	591	15	367	9
84-16	575	34	185	21	5	2	467	24	270	26
84-19	342	17	73	0	5	0	283	10	119	5
85-6	407	17	151	10	18	0	291	12	241	12
85-10	477	19	197	9	17	0	370	12	286	13
85-11	283	4	102	1	7	2	194	6	171	1
85-12	227	10	68	5	6	0	194	10	88	3
85-13	213	2	83	2	6	0	159	2	135	2
86-17	481	13	165	0	16	0	377	8	242	3
86-18	727	23	215	14	15	1	619	19	297	14
86-20	678	15	199	3	12	0	569	12	288	6
86-21	744	25	194	7	14	0	597	24	320	6
87-22	923	23	182	2	16	0	770	18	315	9
87-23	447	13	115	4	13	2	346	10	203	8
SUB-TOTAL	12416	424	3665	158	264	15	10064	330	5572	215
PAPER	53		27		0		44		35	
CITY TOTAL	12893		3850		279		10438		5822	

TABULATION OF VOTES CAST IN THE NOVEMBER 8, 1994 GENERAL ELECTION
FOR FEDERAL AND STATEWIDE OFFICES IN RHODE ISLAND

EXETER

POLL	MACH.		M.B.		MACH.		M.B.		MACH.		M.B.																	
	U.S. SENATE CHAFFEE R.		U.S. SENATE KUSHNER D.		CONGRESS-DI ELLIOT R.		CONGRESS-DIST 2 REED D.		LT. GOVERNOR FEROCE R.		LT. GOVERNOR WEYGAND D.		LT. GOVERNOR JOHNSON I.		SECRETARY OF STATE LEONARD R.		SECRETARY O LANGEVI D.		ATT.GENERAL PINE R.		ATT.GENERAL QUINN D.		ATT.GENERAL ALMONTE I.		GEN.TREASURER MAYER R.		GEN.TREASUR JAMES D.	
31-3	712	30	381	9	458	21	612	20	318	18	654	19	89	2	360	25	535	14	318	18	654	19	89	2	360	25	535	14
46-1	81	0	26	4	32	0	70	4	25	0	66	4	15	0	52	2	50	2	91	2	14	2	2	0	78	2	21	2
52-2	257	11	139	2	167	5	215	8	138	4	192	8	56	1	178	9	209	4	303	11	81	2	17	1	255	10	137	3
52-4	294	31	156	9	211	25	224	15	150	19	242	19	37	3	229	26	202	14	370	30	71	9	6	2	300	29	125	11
SUB-TOTAL PAPER	1344	72	702	24	868	51	1121	47	631	41	1154	50	197	6	819	62	996	34	1594	78	343	15	42	6	1372	72	597	24
TOWN TOTAL	1416		726		919		1168		672		1204		203		881		1030		1672		358		48		1444		621	

FOSTER

POLL	MACH.		M.B.		MACH.		M.B.	
	U.S. SENATE CHAFFEE R.		U.S. SENATE KUSHNER D.		CONGRESS-DIST 2 ELLIOT R.		CONGRESS-DIST 2 REED D.	
53-1	590	20	298	4	358	10	505	14
53-2	541	15	254	6	291	11	484	12
SUB-TOTAL PAPER	1131	35	552	10	649	21	989	26
TOWN TOTAL	1166		562		670		1015	

POLL	MACH.		M.B.		MACH.		M.B.	
	GOVERNOR ALMOND R.		GOVERNOR YORK D.		GOVERNOR HEALEY I.			
53-1	445	15	353	7	114	2		
53-2	421	18	312	5	88	0		
SUB-TOTAL PAPER	866	33	665	12	202	2		
TOWN TOTAL	899		677		204			

TABULATION OF VOTES CAST IN THE NOVEMBER 8, 1994 GENERAL ELECTION
FOR FEDERAL AND STATEWIDE OFFICES IN RHODE ISLAND

POLL	FOSTER											
	MACH		M.B		MACH		M.B		MACH		M.B	
	LT. GOVERNOR FEROCE R.		LT. GOVERNOR WEYGAND D.		LT. GOVERNOR JOHNSON I.		SECRETARY OF STATE LEONARD R.		SECRETARY OF STATE LANGEVIN D.			
53-1	252	7	535	13	85	2	421	14	450	9		
53-2	239	9	471	11	65	2	402	14	390	8		
SUB-TOTAL PAPER	491	16	1006	24	150	4	823	28	840	17		
TOWN TOTAL	507		1030		154		851		857			
POLL	FOSTER											
	ATT.GENERAL PINE R.		ATT.GENERAL QUINN D.		ATT.GENERAL ALMONTE I.		GEN. TREASURER MAYER R.		GEN. TREASURER JAMES D.			
53-1	710	20	162	3	28	0	599	20	269	1		
53-2	622	19	177	2	13	1	554	18	225	4		
SUB-TOTAL PAPER	1332	39	339	5	41	1	1153	38	494	5		
TOWN TOTAL	1371		344		42		1191		499			
GLOUCESTER												
POLL	U.S. SENATE CHAFEE R.		U.S. SENATE KUSHNER D.		CONGRESS-DIST 2 ELLIOT R.		CONGRESS-DIST 2 REED D.					
	15-1	486	16	268	4	263	12	472	8			
15-2	476	17	306	3	276	14	482	7				
15-3	387	8	210	4	208	6	360	6				
15-4	237	6	104	2	135	2	187	6				
15-5	641	16	293	4	304	5	614	15				
SUB-TOTAL PAPER	2227	63	1181	17	1186	39	2115	42				
TOWN TOTAL	2290		1198		1225		2157					
POLL	GOVERNOR ALMOND R.		GOVERNOR YORK D.		GOVERNOR HEALEY I.							
	15-1	376	15	326	6	79	1					
15-2	378	18	319	3	91	1						
15-3	290	8	262	3	60	0						
15-4	203	3	115	2	30	2						
15-5	501	12	350	8	101	1						
SUB-TOTAL PAPER	1748	56	1372	22	361	5						
TOWN TOTAL	1804		1394		366							
POLL	LT. GOVERNOR FEROCE R.		LT. GOVERNOR WEYGAND D.		LT. GOVERNOR JOHNSON I.		SECRETARY OF STATE LEONARD R.		SECRETARY OF STATE LANGEVIN D.			
	15-1	220	10	478	8	40	0	398	11	341	6	
15-2	229	6	491	11	147	0	418	10	344	6		
15-3	149	6	382	5	42	0	288	7	286	5		
15-4	124	3	190	4	16	1	189	5	144	3		
15-5	260	7	598	9	48	1	448	13	469	6		
SUB-TOTAL PAPER	982	32	2139	37	293	2	1741	46	1584	26		
TOWN TOTAL	1014		2176		295		1787		1610			
POLL	ATT.GENERAL PINE R.		ATT.GENERAL QUINN D.		ATT.GENERAL ALMONTE I.		GEN.TREASURER MAYER R.		GEN.TREASURER JAMES D.			
	15-1	586	14	168	2	9	0	510	8	224	7	
15-2	591	18	179	2	13	2	511	14	247	2		
15-3	469	10	122	0	8	0	399	7	181	0		
15-4	279	6	57	2	4	0	257	4	75	4		
15-5	764	13	160	3	12	0	643	9	261	4		
SUB-TOTAL PAPER	2689	61	686	9	46	2	2320	42	988	17		
TOWN TOTAL	2750		695		48		2362		1005			

TABULATION OF VOTES CAST IN THE NOVEMBER 8, 1994 GENERAL ELECTION
FOR FEDERAL AND STATEWIDE OFFICES IN RHODE ISLAND

HOPKINTON

	<u>MACH</u>	<u>M.B</u>	<u>MACH</u>	<u>M.B</u>	<u>MACH</u>	<u>M.B</u>	<u>MACH</u>	<u>M.B</u>		
POLL	U.S. SENATE CHAFEE R.		U.S. SENATE KUSHNER D.		CONGRESS-DIST 2 ELLIOT R.		CONGRESS-DIST 2 REED D.			
16-1	450	12	202	10	347	8	301	13		
16-2	515	9	311	9	386	8	438	11		
16-3	545	13	239	6	424	11	355	9		
SUB-TOTAL PAPER	1510	34	752	25	1157	27	1094	33		
TOWN TOTAL	1544		777		1184		1127			
	GOVERNOR ALMOND R.		GOVERNOR YORK D.		GOVERNOR HEALEY I.					
16-1	346	10	275	13	58	0				
16-2	390	8	387	10	80	0				
16-3	424	15	313	5	81	1				
SUB-TOTAL PAPER	1160	33	975	28	219	1				
TOWN TOTAL	1193		1003		220					
	LT. GOVERNOR FEROCE R.		LT. GOVERNOR WEYGAND D.		LT. GOVERNOR JOHNSON I.		SECRETARY OF STATE LEONARD R.		SECRETARY OF STATE LANGEVIN D.	
16-1	221	1	381	13	36	0	335	4	302	14
16-2	216	6	520	8	71	1	385	11	422	7
16-3	240	10	468	7	62	0	401	14	366	5
SUB-TOTAL PAPER	677	17	1369	28	169	1	1121	29	1090	26
TOWN TOTAL	694		1397		170		1150		1116	
	ATT.GENERAL PINE R.		ATT.GENERAL QUINN D.		ATT.GENERAL ALMONTE I.		GEN.TREASURER MAYER R.		GEN.TREASURER JAMES D.	
16-1	522	9	132	9	10	0	427	10	194	10
16-2	595	11	224	7	15	1	509	10	291	6
16-3	594	16	178	1	25	0	511	12	248	1
SUB-TOTAL PAPER	1711	36	534	17	50	1	1447	32	733	17
TOWN TOTAL	1747		551		51		1479		750	

JAMESTOWN

	<u>MACH</u>	<u>M.B</u>	<u>MACH</u>	<u>M.B</u>	<u>MACH</u>	<u>M.B</u>	<u>MACH</u>	<u>M.B</u>		
POLL	U.S. SENATE CHAFEE R.		U.S. SENATE KUSHNER D.		CONGRESS-DIST 1 VIGILANTE R.		CONGRESS-DIST 1 KENNEDY D.			
98-1	887	73	317	23	590	59	584	37		
98-2	911	38	340	17	650	27	589	28		
SUB-TOTAL PAPER	1798	111	657	40	1240	86	1173	65		
TOWN TOTAL	1909		697		1326		1238			
	GOVERNOR ALMOND R.		GOVERNOR YORK D.		GOVERNOR HEALEY I.					
98-1	568	64	554	29	111	4				
98-2	596	29	549	23	132	3				
SUB-TOTAL PAPER	1164	93	1103	52	243	7				
TOWN TOTAL	1257		1155		250					
	LT. GOVERNOR FEROCE R.		LT. GOVERNOR WEYGAND D.		LT. GOVERNOR JOHNSON I.		SECRETARY OF STATE LEONARD R.		SECRETARY OF STATE LANGEVIN D.	
98-1	304	38	786	53	73	4	614	63	563	33
98-2	337	17	766	35	87	1	637	28	591	26
SUB-TOTAL PAPER	641	55	1552	88	160	5	1251	91	1154	59
TOWN TOTAL	696		1640		165		1342		1213	

TABULATION OF VOTES CAST IN THE NOVEMBER 8, 1994 GENERAL ELECTION
FOR FEDERAL AND STATEWIDE OFFICES IN RHODE ISLAND

JAMESTOWN

POLL	MACH	M.B	MACH	M.B	MACH	M.B	MACH	M.B	MACH	M.B
	ATT.GENERAL PINE R.		ATT.GENERAL QUINN D.		ATT.GENERAL ALMONTE I.		GEN.TREASURER MAYER R.		GEN.TREASURER JAMES D.	
98-1	922	74	264	23	26	0	852	69	312	26
98-2	988	34	244	21	22	0	884	36	325	18
SUB-TOTAL	1910	108	508	44	48	0	1736	105	637	44
PAPER										
TOWN TOTAL	2018		552		48		1841		681	

JOHNSTON

POLL	U.S. SENATE CHAFEE R.		U.S. SENATE KUSHNER D.		CONGRESS-DIST 2 ELLIOT R.		CONGRESS-DIST 2 REED D.	
	11-4A	299	7	211	2	160	2	339
11-5B	571	12	326	4	246	4	623	12
11-5C	640	17	386	5	317	9	676	13
12-2C	249	6	210	7	101	1	339	12
12-3B	108	1	90	1	57	0	140	2
55-1A	514	20	434	33	234	6	688	46
55-1B	526	19	446	35	260	1	770	51
55-2A	485	19	356	3	204	7	583	15
55-2B	577	31	410	21	256	25	674	27
55-2D	58	0	48	1	25	0	73	1
55-3D	99	0	65	1	40	0	122	1
56-3A	412	5	321	2	185	4	541	4
56-3C	666	19	519	16	293	5	774	28
56-4B	623	19	516	11	277	6	797	25
56-4C	278	4	213	8	124	2	342	10
56-4D	83	0	66	4	43	0	91	4
56-5A	314	-3	302	7	175	2	525	8
SUB-TOTAL	6502	182	4919	161	2997	74	8097	266
PAPER								
TOWN TOTAL	6684		5080		3071		8363	

POLL	GOVERNOR ALMOND R.		GOVERNOR YORK D.		GOVERNOR HEALEY I.	
	11-4A	245	6	255	3	44
11-5B	404	8	432	8	98	0
11-5C	478	13	459	9	122	0
12-2C	202	6	245	5	49	1
12-3B	86	1	112	1	19	0
55-1A	415	16	508	37	102	0
55-1B	471	12	614	39	91	3
55-2A	376	16	425	7	98	0
55-2B	487	27	439	22	108	4
55-2D	49	0	62	1	13	0
55-3D	82	0	77	1	19	0
56-3A	312	6	384	2	85	0
56-3C	567	14	582	20	110	1
56-4B	542	15	524	14	114	3
56-4C	246	6	233	6	47	0
56-4D	80	0	61	4	24	0
56-5A	323	4	355	6	70	0
SUB-TOTAL	5365	150	5767	185	1213	12
PAPER						
TOWN TOTAL	5515		5952		1225	

POLL	LT. GOVERNOR FEROCE R.		LT. GOVERNOR WEYGAND D.		LT. GOVERNOR JOHNSON I.	
	11-4A	132	3	338	6	31
11-5B	188	5	622	10	67	1
11-5C	286	6	631	15	71	1
12-2C	116	6	304	7	30	0
12-3B	47	1	144	0	9	1
55-1A	254	8	603	42	54	1
55-1B	295	2	745	47	51	1
55-2A	222	6	537	14	51	1
55-2B	306	12	580	40	57	0
55-2D	21	0	76	1	6	0
55-3D	48	0	104	0	9	1
56-3A	177	2	497	6	39	0
56-3C	328	4	795	30	45	0
56-4B	289	7	762	20	48	1
56-4C	99	5	336	7	27	0
56-4D	40	0	90	4	14	0
56-5A	198	2	463	7	34	0
SUB-TOTAL	3046	69	7627	256	643	8
PAPER						
TOWN TOTAL	3115		7883		651	

TABULATION OF VOTES CAST IN THE NOVEMBER 8, 1994 GENERAL ELECTION
FOR FEDERAL AND STATEWIDE OFFICES IN RHODE ISLAND

JOHNSTON

POLL	<u>MACH</u> <u>M.B</u>		<u>MACH</u> <u>M.B</u>		<u>MACH</u> <u>M.B</u>		<u>MACH</u> <u>M.B</u>		<u>MACH</u> <u>M.B</u>	
	SECRETARY OF STATE LEONARD R.		SECRETARY OF STATE LANGEVIN D.		ATT.GENERAL PINE R.		ATT.GENERAL QUINN D.		ATT.GENERAL ALMONTE I.	
11-4A	210	6	302	3	387	8	129	1	13	0
11-5B	339	6	532	9	717	11	171	5	25	0
11-5C	436	6	558	14	784	13	216	7	34	1
12-2C	175	6	267	7	344	11	113	2	17	0
12-3B	88	1	105	1	143	1	57	1	3	0
55-1A	349	18	566	34	688	30	246	20	48	3
55-1B	380	5	584	49	750	40	361	11	45	1
55-2A	338	13	466	8	639	18	164	1	46	2
55-2B	404	20	545	31	745	29	218	21	38	2
55-2D	47	0	60	1	81	0	26	1	6	0
55-3D	59	1	103	0	131	0	36	0	5	1
56-3A	270	2	447	5	531	8	187	0	41	0
56-3C	434	10	725	24	897	21	265	12	45	0
56-4B	430	5	670	23	872	19	238	9	26	2
56-4C	173	6	298	6	338	10	141	2	16	0
56-4D	56	0	82	4	106	0	36	4	11	0
56-5A	289	5	398	4	522	8	169	2	28	0
SUB-TOTAL PAPER	4477	110	6708	223	8675	227	2773	99	447	12
TOWN TOTAL	4587		6931		8902		2872		459	

POLL	<u>GEN.TREASURER MAYER R.</u>		<u>GEN.TREASURER JAMES D.</u>	
	11-4A	306	8	192
11-5B	523	12	329	4
11-5C	619	13	373	9
12-2C	253	9	183	4
12-3B	118	1	76	1
55-1A	487	20	396	29
55-1B	512	11	448	38
55-2A	517	14	277	6
55-2B	573	24	359	27
55-2D	59	1	43	0
55-3D	83	0	72	1
56-3A	391	7	307	1
56-3C	624	16	524	17
56-4B	651	13	441	16
56-4C	244	6	222	4
56-4D	86	0	57	4
56-5A	396	9	282	1
SUB-TOTAL PAPER	6442	164	4581	163
TOWN TOTAL	6606		4744	

LINCOLN

POLL	<u>U.S. SENATE CHAFEE R.</u>		<u>U.S. SENATE KUSHNER D.</u>		<u>CONGRESS-DIST 1 VIGILANTE R.</u>		<u>CONGRESS-DIST 1 KENNEDY D.</u>	
	58-1	331	8	176	3	237	6	280
58-2	369	9	241	7	277	8	339	9
58-3	693	20	252	4	563	14	373	10
59-1	601	21	227	3	449	20	374	5
59-3	618	22	240	8	519	22	336	8
59-4	680	16	221	4	603	11	375	9
59-5	527	11	174	2	413	11	291	3
59-6	674	27	265	8	504	22	431	13
59-7	461	18	225	5	358	13	343	11
69-1	362	14	94	3	274	10	189	7
69-2	164	18	101	4	146	11	128	13
74-1	283	2	157	3	207	1	231	4
74-2	149	8	66	0	113	6	101	1
SUB-TOTAL PAPER	5912	194	2439	54	4663	155	3791	98
TOWN TOTAL	6106		2493		4818		3889	

TABULATION OF VOTES CAST IN THE NOVEMBER 8, 1994 GENERAL ELECTION
FOR FEDERAL AND STATEWIDE OFFICES IN RHODE ISLAND

LINCOLN

POLL	<u>MACH</u> <u>M.B</u>		<u>MACH</u> <u>M.B</u>		<u>MACH</u> <u>M.B</u>	
	GOVERNOR ALMOND R.		GOVERNOR YORK D.		GOVERNOR HEALEY I.	
58-1	374	10	153	3	21	0
58-2	389	13	218	4	32	0
58-3	688	23	239	1	48	0
59-1	585	22	211	3	56	0
59-3	593	27	238	3	52	0
59-4	683	17	225	4	44	0
59-5	571	14	139	0	35	0
59-6	723	32	195	3	52	0
59-7	517	20	196	3	36	1
69-1	327	14	122	4	27	0
69-2	182	23	88	2	15	0
74-1	311	4	109	1	33	0
74-2	153	8	59	0	13	0
SUB-TOTAL	6096	227	2192	31	464	1
PAPER						
TOWN TOTAL	6323		2223		465	

POLL	LT. GOVERNOR FEROCE R.		LT. GOVERNOR WEYGAND D.		LT. GOVERNOR JOHNSON I.		SECRETARY OF STATE LEONARD R.		SECRETARY OF STATE LANGEVIN D.	
	58-1	128	3	353	10	20	0	245	10	255
58-2	146	5	425	8	24	3	263	6	346	11
58-3	305	11	567	13	40	0	496	17	431	7
59-1	216	15	563	9	32	1	420	15	391	10
59-3	294	11	514	17	36	0	427	16	422	14
59-4	259	13	594	6	52	1	458	11	457	8
59-5	247	2	428	11	25	1	382	8	322	6
59-6	290	11	584	24	47	0	439	25	484	10
59-7	212	10	463	14	24	0	354	18	330	5
69-1	153	6	278	12	20	0	235	12	217	6
69-2	74	4	165	19	22	1	121	12	140	12
74-1	120	0	303	5	15	0	213	1	223	4
74-2	54	4	149	3	10	1	107	4	106	4
SUB-TOTAL	2498	95	5386	151	367	8	4160	155	4124	100
PAPER										
TOWN TOTAL	2593		5537		375		4315		4224	

POLL	ATT.GENERAL PINE R.		ATT.GENERAL QUINN D.		ATT.GENERAL ALMONTE I.		GEN.TREASURER MAYER R.		GEN.TREASURER JAMES D.	
	58-1	410	11	102	2	8	0	322	11	166
58-2	483	12	137	4	8	1	371	10	225	7
58-3	798	23	145	1	10	0	674	20	242	4
59-1	696	23	131	1	9	0	570	20	238	4
59-3	705	27	144	3	18	0	600	23	240	7
59-4	779	15	141	5	16	0	653	14	264	7
59-5	598	14	111	0	13	0	512	13	185	1
59-6	793	32	147	3	12	0	666	26	257	8
59-7	576	21	131	1	13	1	445	19	215	4
69-1	397	17	65	1	2	0	331	14	117	4
69-2	230	23	37	2	7	0	184	18	74	7
74-1	364	3	74	2	7	0	283	4	144	1
74-2	183	7	31	0	3	0	155	6	53	2
SUB-TOTAL	7012	228	1396	25	126	2	5766	198	2420	58
PAPER										
TOWN TOTAL	7240		1421		128		5964		2478	

LITTLE COMPTON

POLL	U.S. SENATE CHAFEE R.		U.S. SENATE KUSHNER D.		CONGRESS-DIST 1 VIGILANTE R.		CONGRESS-DIST 1 KENNEDY D.	
	94-1	1108	58	445	16	899	42	645
SUB-TOTAL	1108	58	445	16	899	42	645	39
PAPER								
TOWN TOTAL	1166		461		941		684	

TABULATION OF VOTES CAST IN THE NOVEMBER 8, 1994 GENERAL ELECTION
FOR FEDERAL AND STATEWIDE OFFICES IN RHODE ISLAND

LITTLE COMPTON

POLL	MACH		M.B		MACH		M.B		MACH		M.B	
	GOVERNOR ALMOND R.		GOVERNOR YORK D.		GOVERNOR HEALEY I.		SECRETARY OF STATE LEONARD R.		SECRETARY OF STA/ LANGEVIN D.			
94-1	853	52	607	31	167	1						
SUB-TOTAL PAPER	853	52	607	31	167	1						
TOWN TOTAL	905		638		168							
	LT. GOVERNOR FEROCE R.		LT. GOVERNOR WEYGAND D.		LT. GOVERNOR JOHNSON I.		SECRETARY OF STATE LEONARD R.		SECRETARY OF STA/ LANGEVIN D.			
94-1	513	32	856	43	87	2	807	45	682	33		
SUB-TOTAL PAPER	513	32	856	43	87	2	807	45	682	33		
TOWN TOTAL	545		899		89		852		715			
	ATT.GENERAL PINE R.		ATT.GENERAL QUINN D.		ATT.GENERAL ALMONTE I.		GEN.TREASURER MAYER R.		GEN.TREASURER JAMES D.			
94-1	1203	63	305	13	30	1	1068	57	412	11		
SUB-TOTAL PAPER	1203	63	305	13	30	1	1068	57	412	11		
TOWN TOTAL	1266		318		31		1125		423			

MIDDLETOWN

POLL	U.S. SENATE CHAFEE R.		U.S. SENATE KUSHNER D.		CONGRESS-DIST 1 VIGILANTE R.		CONGRESS-DIST 1 KENNEDY D.				
	95-1	275	19	148	9	198	17	227	11		
95-2	239	12	144	8	157	7	216	14			
95-3	489	10	235	3	344	6	373	6			
95-4	479	24	196	9	337	20	334	15			
96-9	186	5	68	1	129	2	129	4			
99-5	533	20	220	9	379	14	362	15			
99-6	339	36	132	16	253	33	225	16			
99-7	544	16	197	8	352	15	382	11			
99-8	507	31	156	8	361	24	291	16			
SUB-TOTAL PAPER	3591	173	1496	71	2510	138	2539	108			
TOWN TOTAL	3764		1567		2648		2647				
	GOVERNOR ALMOND R.		GOVERNOR YORK D.		GOVERNOR HEALEY I.						
95-1	177	17	218	9	37	1					
95-2	157	12	195	7	38	1					
95-3	297	8	368	6	82	1					
95-4	293	23	353	10	55	2					
96-9	120	4	121	2	24	0					
99-5	318	15	381	13	69	1					
99-6	216	37	219	14	54	0					
99-7	335	15	363	7	70	2					
99-8	303	26	300	14	69	1					
SUB-TOTAL PAPER	2216	157	2518	82	498	9					
TOWN TOTAL	2373		2600		507						
	LT. GOVERNOR FEROCE R.		LT. GOVERNOR WEYGAND D.		LT. GOVERNOR JOHNSON I.		SECRETARY OF STATE LEONARD R.		SECRETARY OF STA/ LANGEVIN D.		
95-1	86	12	299	12	22	2	187	17	228	8	
95-2	68	3	286	14	11	1	132	9	235	11	
95-3	151	5	519	8	27	1	291	6	415	7	
95-4	147	18	481	12	21	1	303	22	368	11	
96-9	62	2	163	4	13	0	47	2	135	4	
99-5	157	11	529	14	34	0	331	14	394	13	
99-6	115	22	327	19	22	0	223	28	229	15	
99-7	128	7	560	14	23	1	300	9	421	12	
99-8	171	26	427	11	24	4	330	28	315	9	
SUB-TOTAL PAPER	1085	106	3591	108	197	10	2144	135	2740	90	
TOWN TOTAL	1191		3699		207		2279		2830		

TOWN TOTAL 1191 3699 207 2279 2830

TABULATION OF VOTES CAST IN THE NOVEMBER 8, 1994 GENERAL ELECTION FOR FEDERAL AND STATEWIDE OFFICES IN RHODE ISLAND

MIDDLETOWN

	MACH	M.B	MACH	M.B	MACH	M.B	MACH	M.B	MACH	M.B
	ATT.GENERAL PINE		ATT.GENERAL QUINN		ATT.GENERAL ALMONTE		GEN.TREASURER "MAYER		GEN.TREASURER JAMES	
	R.		D.		L.		R.		D.	
95-1	331	20	92	3	2	1	276	18	137	6
95-2	289	16	83	3	2	1	244	13	122	7
95-3	566	14	151	2	6	0	475	6	228	7
95-4	550	31	133	6	8	0	483	27	186	5
96-9	199	6	52	0	5	0	174	4	65	1
99-5	610	24	132	5	5	0	526	21	200	3
99-6	372	37	97	13	5	0	340	30	119	13
99-7	599	19	142	3	9	0	509	14	210	6
99-8	544	31	104	6	7	0	485	27	137	4
SUB-TOTAL PAPER	4060	198	986	41	49	2	3512	160	1404	52
TOWN TOTAL	4258		1027		51		3672		1456	

NARRAGANSETT

	U.S. SENATE CHAFEE		U.S. SENATE KUSHNER		CONGRESS-DIST 2 ELLIOT		CONGRESS-DIST 2 REED			
	R.		D.		R.		D.			
47-1	466	36	197	16	233	13	416	37		
47-2	465	25	191	2	228	11	413	17		
47-3	634	42	280	6	323	21	556	26		
47-4	517	42	225	6	233	16	481	34		
48-5	552	31	175	14	234	17	465	28		
48-6	618	27	275	3	288	5	588	23		
48-7	257	2	100	3	98	2	246	3		
48-8	514	25	173	2	218	12	450	13		
SUB-TOTAL PAPER	4023	230	1616	52	1855	97	3615	181		
TOWN TOTAL	4253		1668		1952		3796			

	GOVERNOR ALMOND		GOVERNOR YORK		GOVERNOR HEALEY					
	R.		D.		L.					
47-1	375	33	269	16	42	2				
47-2	330	22	287	7	57	1				
47-3	472	32	403	14	64	2				
47-4	391	26	326	23	64	1				
48-5	380	24	301	19	64	2				
48-6	407	18	428	12	81	1				
48-7	143	4	176	2	46	0				
48-8	344	19	292	8	57	0				
SUB-TOTAL PAPER	2842	178	2482	101	475	9				
TOWN TOTAL	3020		2583		484					

	LT. GOVERNOR FEROCCE		LT. GOVERNOR WEYGAND		LT. GOVERNOR JOHNSON		SECRETARY OF STATE LEONARD		SECRETARY OF STATE LANGEVIN	
	R.		D.		L.		R.		D.	
47-1	165	11	428	35	51	5	312	26	338	23
47-2	199	9	402	20	50	1	286	16	359	14
47-3	250	20	563	27	75	1	428	31	455	17
47-4	182	19	480	27	69	3	328	24	408	23
48-5	205	16	455	26	54	2	319	27	388	15
48-6	214	8	473	18	91	2	323	17	512	11
48-7	80	3	213	2	44	0	155	2	187	3
48-8	164	8	448	17	55	1	317	18	355	8
SUB-TOTAL PAPER	1459	94	3462	172	489	15	2468	161	3002	114
TOWN TOTAL	1553		3634		504		2629		3116	

	ATT.GENERAL PINE		ATT.GENERAL QUINN		ATT.GENERAL ALMONTE		GEN.TREASURER MAYER		GEN.TREASURER JAMES	
	R.		D.		L.		R.		D.	
47-1	523	41	135	10	11	0	450	37	199	14
47-2	497	27	158	2	12	1	441	22	207	7
47-3	710	42	193	6	14	0	593	41	282	6
47-4	581	44	172	5	15	2	471	31	254	12
48-5	576	34	145	9	10	2	478	31	231	12
48-6	682	26	205	3	13	0	540	21	330	8
48-7	280	4	70	2	9	0	207	2	139	4
48-8	567	23	105	3	8	0	469	24	196	3
SUB-TOTAL PAPER	4416	241	1183	40	92	5	3649	209	1838	66
TOWN TOTAL	4657		1223		97		3858		1904	

TABULATION OF VOTES CAST IN THE NOVEMBER 8, 1994 GENERAL ELECTION
FOR FEDERAL AND STATEWIDE OFFICES IN RHODE ISLAND

NEWPORT

POLL	<u>MACH</u> <u>M.B</u>		<u>MACH</u> <u>M.B</u>		<u>MACH</u> <u>M.B</u>		<u>MACH</u> <u>M.B</u>			
	U.S. SENATE CHAFEE R.		U.S. SENATE KUSHNER D.		CONGRESS-DIST VIGILANTE R.		CONGRESS-DIST 1 KENNEDY D.			
97-1	37	1	51	3	24	2	65	2		
97-2	40	7	36	6	23	2	57	11		
97-3	207	6	110	1	152	3	179	4		
97-4	95	2	35	1	59	1	76	2		
97-5	509	18	250	12	337	16	423	16		
97-6	378	18	233	14	239	11	385	21		
98-1	492	27	207	12	324	23	380	15		
98-2	458	26	237	3	282	16	412	13		
99-1	377	28	166	10	270	19	278	19		
99-2	436	7	141	8	300	6	276	10		
100-1	158	7	44	6	103	7	96	4		
100-2	258	16	103	11	203	15	166	11		
100-3	452	29	211	11	177	18	405	19		
100-4	546	34	132	5	400	25	286	14		
100-5	571	26	243	11	406	27	424	12		
SUB-TOTAL	5014	252	2199	114	3299	191	3908	173		
PAPER	18		14		15		19			
TOWN TOTAL	5284		2327		3505		4100			
	<u>GOVERNOR ALMOND R.</u>		<u>GOVERNOR YORK D.</u>		<u>GOVERNOR HEALEY I.</u>					
97-1	20	0	68	3	9	1				
97-2	23	5	55	8	4	0				
97-3	145	5	173	2	24	0				
97-4	56	0	59	2	21	1				
97-5	290	15	399	16	82	0				
97-6	215	12	361	19	60	1				
98-1	292	26	381	12	47	1				
98-2	251	19	377	8	97	2				
99-1	224	13	291	21	55	5				
99-2	279	6	290	8	32	2				
100-1	84	6	112	6	9	1				
100-2	156	9	185	17	36	0				
100-3	261	24	370	14	71	1				
100-4	348	24	276	14	78	1				
100-5	369	26	413	11	67	1				
SUB-TOTAL	3013	190	3810	161	692	17				
PAPER	13		17		5					
TOWN TOTAL	3216		3988		714					
	<u>LT. GOVERNOR FEROCE R.</u>		<u>LT. GOVERNOR WEYGAND D.</u>		<u>LT. GOVERNOR JOHNSON I.</u>		<u>SECRETARY OF STATE LEONARD R.</u>		<u>SECRETARY OF STATE LANGEVIN D.</u>	
97-1	18	0	60	3	11	1	36	1	52	2
97-2	19	5	53	8	3	0	30	6	43	7
97-3	69	1	235	6	9	0	125	2	189	5
97-4	29	0	98	3	5	0	61	1	73	2
97-5	141	10	552	21	44	0	281	17	458	15
97-6	135	4	429	24	34	2	259	11	352	20
98-1	160	11	479	27	37	22	298	15	387	31
98-2	135	10	509	18	36	0	278	18	401	9
99-1	135	12	360	24	31	1	203	15	281	23
99-2	127	5	407	10	20	1	271	9	292	7
100-1	60	2	123	11	14	0	89	7	105	6
100-2	77	6	257	18	17	1	159	13	204	12
100-3	132	11	468	26	47	2	259	24	386	12
100-4	165	12	481	23	27	2	319	23	361	13
100-5	178	10	598	29	40	0	324	18	477	18
SUB-TOTAL	1580	99	5109	251	375	32	2992	180	4061	182
PAPER	8		21		4		17		15	
TOWN TOTAL	1687		5381		411		3189		4258	

TABULATION OF VOTES CAST IN THE NOVEMBER 8, 1994 GENERAL ELECTION
FOR FEDERAL AND STATEWIDE OFFICES IN RHODE ISLAND

NEWPORT

POLL	<u>MACH</u> <u>M.B</u>		<u>MACH</u> <u>M.B</u>		<u>MACH</u> <u>M.B</u>		<u>MACH</u> <u>M.B</u>		<u>MACH</u> <u>M.B</u>	
	ATT.GENERAL PINE R.		ATT.GENERAL QUINN D.		ATT.GENERAL ALMONTE I.		GEN.TREASURER MAYER R.		GEN.TREASURER JAMES D.	
97-1	47	1	40	2	5	1	47	1	38	3
97-2	56	8	21	5	1	0	44	10	27	3
97-3	260	7	68	0	6	0	210	5	101	2
97-4	112	3	19	0	4	0	101	2	31	1
97-5	584	23	157	9	14	0	498	19	234	13
97-6	436	21	178	11	13	0	383	18	210	14
98-1	510	8	183	0	7	0	449	32	225	7
98-2	531	25	154	3	17	0	435	21	241	6
99-1	408	24	124	13	10	0	374	21	149	15
99-2	464	11	110	5	9	0	411	9	149	6
100-1	154	10	41	3	1	0	141	11	47	2
100-2	282	16	84	7	7	0	248	18	115	7
100-3	493	28	173	10	11	1	395	28	241	10
100-4	568	33	116	6	4	0	505	28	155	8
100-5	660	29	171	7	6	0	552	28	252	9
SUB-TOTAL	5565	247	1639	81	115	2	4793	251	2215	106
PAPER	25		8		1		20		13	
TOWN TOTAL	5837		1728		118		5064		2334	

NEW SHOREHAM

	<u>U.S. SENATE CHAFEE R.</u>		<u>U.S. SENATE KUSHNER D.</u>		<u>CONGRESS-DIST 2 ELLIOT R.</u>		<u>CONGRESS-DIST 2 REED D.</u>			
	81-1 paper vote	526	161	180	40	192	77	513	112	
SUB-TOTAL	526	161	180	40	192	77	513	112		
PAPER										
TOWN TOTAL	687		220		269		625			
	<u>GOVERNOR ALMOND R.</u>		<u>GOVERNOR YORK D.</u>		<u>GOVERNOR HEALEY I.</u>					
	81-1 paper vote	259	86	364	99	99	5			
SUB-TOTAL	259	86	364	99	99	5				
PAPER										
TOWN TOTAL	345		463		104					
	<u>LT. GOVERNOR FEROCE R.</u>		<u>LT. GOVERNOR WEYGAND D.</u>		<u>LT. GOVERNOR JOHNSON I.</u>		<u>SECRETARY OF STATE LEONARD R.</u>		<u>SECRETARY C LANGEVIN D.</u>	
	81-1 paper vote	140	70	465	104	79	4	332	99	356
SUB-TOTAL	140	70	465	104	79	4	332	99	356	87
PAPER										
TOWN TOTAL	210		569		83		431		443	
	<u>ATT.GENERAL PINE R.</u>		<u>ATT.GENERAL QUINN D.</u>		<u>ATT.GENERAL ALMONTE I.</u>		<u>SECRETARY OF STATE MAYER R.</u>		<u>SECRETARY OF JAMES D.</u>	
	81-1 paper vote	492	107	199	79	15	2	424	127	243
SUB-TOTAL	492	107	199	79	15	2	424	127	243	57
PAPER										
TOWN TOTAL	599		278		17		551		300	

TABULATION OF VOTES CAST IN THE NOVEMBER 8, 1994 GENERAL ELECTION
FOR FEDERAL AND STATEWIDE OFFICES IN RHODE ISLAND

NORTH KINGSTOWN

POLL	<u>MACH</u> <u>M.B</u>		<u>MACH</u> <u>M.B</u>		<u>MACH</u> <u>M.B</u>		<u>MACH</u> <u>M.B</u>			
	U.S. SENATE CHAFFEE R.		U.S. SENATE KUSHNER D.		CONGRESS-DIST 2 ELLIOT R.		CONGRESS-DIST 2 REED D.			
44-1	699	25	278	18	318	18	565	25		
44-2	702	37	207	17	452	22	516	25		
44-3	564	19	312	9	298	8	540	17		
44-4	664	25	296	15	318	19	615	21		
45-6	580	20	214	9	299	16	464	13		
45-8	596	26	198	3	319	16	436	15		
45-9	635	40	237	22	275	26	560	33		
45-10	498	10	244	8	253	9	453	8		
45-11	634	12	243	8	310	4	529	14		
46-5	888	37	287	17	410	27	728	27		
46-7	525	22	202	7	237	13	475	16		
SUB-TOTAL	6985	273	2718	133	3489	178	5881	214		
PAPER	3		5		0		6			
TOWN TOTAL	7261		2856		3667		6101			
	<u>GOVERNOR</u> <u>ALMOND</u> R.		<u>GOVERNOR</u> <u>YORK</u> D.		<u>GOVERNOR</u> <u>HEALEY</u> I.					
44-1	555	21	343	21	107	1				
44-2	533	30	318	15	76	0				
44-3	407	17	395	8	106	2				
44-4	519	29	367	9	101	4				
45-6	402	19	324	8	86	1				
45-8	407	17	321	8	86	5				
45-9	404	44	364	16	107	0				
45-10	372	12	314	5	77	3				
45-11	455	10	349	8	92	2				
46-5	642	36	449	18	114	0				
46-7	382	21	293	8	71	0				
SUB-TOTAL	5078	256	3837	124	1023	18				
PAPER	2		6		0					
TOWN TOTAL	5336		3967		1041					
	<u>LT. GOVERNOR</u> <u>FEROCE</u> R.		<u>LT. GOVERNOR</u> <u>WEYGAND</u> D.		<u>LT. GOVERNOR</u> <u>JOHNSON</u> I.		<u>SECRETARY OF STATE</u> <u>LEONARD</u> R.		<u>SECRETARY OF STATE</u> <u>LANGEVIN</u> D.	
44-1	288	17	599	24	60	1	474	24	476	18
44-2	229	24	574	28	40	0	468	28	429	19
44-3	220	6	557	20	60	1	420	19	431	10
44-4	233	10	650	26	49	1	436	16	501	23
45-6	241	14	472	14	57	1	391	19	382	9
45-8	234	9	468	21	65	1	393	22	362	8
45-9	232	25	507	34	84	1	383	29	450	31
45-10	197	9	459	7	60	2	365	13	360	4
45-11	260	4	528	14	62	1	417	6	437	13
46-5	320	21	729	29	97	4	581	30	578	23
46-7	179	15	472	14	60	0	330	23	390	6
SUB-TOTAL	2633	154	6015	231	694	13	4658	229	4796	164
PAPER	1		6		1		3		4	
TOWN TOTAL	2788		6252		708		4890		4964	
	<u>ATT.GENERAL</u> <u>PINE</u> R.		<u>ATT.GENERAL</u> <u>QUINN</u> D.		<u>ATT.GENERAL</u> <u>ALMONTE</u> I.		<u>GEN.TREASURER</u> <u>MAYER</u> R.		<u>GEN.TREASURER</u> <u>JAMES</u> D.	
44-1	808	25	171	19	15	0	700	27	252	15
44-2	760	39	146	14	10	0	660	35	227	15
44-3	696	19	175	7	16	2	568	17	276	7
44-4	771	32	175	9	15	1	631	27	290	10
45-6	646	25	147	3	4	0	580	28	190	0
45-8	648	28	130	3	10	0	581	23	193	6
45-9	682	46	172	14	14	0	579	46	253	13
45-10	622	16	127	1	6	1	497	15	216	2
45-11	689	16	177	4	15	16	608	3	243	0
46-5	979	38	189	14	13	1	844	37	290	14
46-7	607	22	124	6	10	0	513	25	205	4
SUB-TOTAL	7908	306	1733	94	128	21	6761	283	2635	86
PAPER	6		2		0		3		5	
TOWN TOTAL	8220		1829		149		7047		2726	

TABULATION OF VOTES CAST IN THE NOVEMBER 8, 1994 GENERAL ELECTION
FOR FEDERAL AND STATEWIDE OFFICES IN RHODE ISLAND

NORTH PROVIDENCE

POLL	<u>MACH</u>		<u>M.B</u>		<u>MACH</u>		<u>M.B</u>		<u>MACH</u>		<u>M.B</u>														
	U.S. SENATE CHAFEE R.		U.S. SENATE KUSHNER D.		CONGRESS-DIST 1 VIGILANTE R.		CONGRESS-DIST 1 KENNEDY D.		GOVERNOR ALMOND R.		GOVERNOR YORK D.		GOVERNOR HEALEY I.		LT. GOVERNOR FEROCE R.		LT. GOVERNOR WEYGAND D.		LT. GOVERNOR JOHNSON I.		SECRETARY OF STATE LEONARD R.		SECRETARY OF STATE LANGEVIN D.		
6-2E	464	15	405	5	353	10	582	10	405	14	480	5	70	0	239	8	590	10	28	1	297	10	550	8	
10-3D	484	13	263	4	375	10	378	7	369	11	334	5	73	1	198	5	503	10	39	0	327	9	420	8	
10-3E	389	16	167	3	267	11	310	8	290	14	257	5	54	0	144	4	386	14	41	1	221	10	339	8	
11-1A	347	11	297	7	233	2	437	16	272	8	352	10	65	0	128	4	467	11	38	1	227	7	403	11	
11-3A	516	13	436	13	434	10	559	18	404	14	498	12	122	1	253	16	643	9	53	0	335	6	610	20	
11-3C	63	0	49	1	49	0	72	1	51	1	50	0	17	0	20	0	85	1	8	0	37	1	73	0	
70-1B	681	15	414	12	464	14	645	12	484	19	573	9	113	0	70-1B	273	7	767	20	50	0	396	11	691	16
70-1C	622	6	438	16	496	8	574	12	485	11	537	10	84	0	70-1C	252	5	736	15	39	0	425	11	619	11
70-1D	512	21	369	21	387	11	531	32	385	18	479	25	86	1	70-1D	202	9	621	30	37	1	328	9	549	31
70-3B	318	11	211	9	227	8	314	14	219	8	285	14	56	0	70-3B	139	6	362	12	22	1	189	11	336	10
70-3F	527	23	270	25	415	15	403	35	407	20	380	30	62	0	70-3F	246	8	517	40	34	1	324	12	479	34
71-1E	421	7	306	3	353	3	400	7	372	5	353	6	49	0	71-1E	206	6	479	4	21	0	289	5	432	5
71-2A	863	24	359	9	684	12	564	22	709	23	494	10	82	0	71-2A	413	10	743	22	37	0	534	14	677	20
71-2B	494	18	362	8	393	7	515	20	417	16	448	10	80	1	71-2B	232	7	566	16	48	1	350	5	492	19
71-2C	535	7	372	7	431	8	514	6	416	7	452	7	87	0	71-2C	233	5	618	9	44	0	348	10	546	4
71-3G	431	2	305	5	317	1	443	7	357	4	355	3	72	0	71-3G	187	0	501	8	37	0	291	1	439	7
74-2D	415	3	297	5	356	6	378	2	369	4	328	4	63	0	74-2D	179	3	486	4	24	0	271	2	425	5
SUB-TOTAL	8082	205	5320	153	6234	136	7619	229	6411	197	6655	165	1235	4	SUB-TOTAL	3544	103	9070	235	600	7	5189	134	8080	217
PAPER	2		4		5		1		3		4		0		PAPER	3		3		0		3		3	
TOWN TOTAL	8289		5477		6375		7849		6611		6824		1239		TOWN TOTAL	3650		9308		607		5326		8300	

TABULATION OF VOTES CAST IN THE NOVEMBER 8, 1994 GENERAL ELECTION
FOR FEDERAL AND STATEWIDE OFFICES IN RHODE ISLAND

NORTH PROVIDENCE

POLL	<u>MACH</u> <u>M.B</u>		<u>MACH</u> <u>M.B</u>		<u>MACH</u> <u>M.B</u>		<u>MACH</u> <u>M.B</u>		<u>MACH</u> <u>M.B</u>	
	ATT.GENERAL PINE R.		ATT.GENERAL QUINN D.		ATT.GENERAL ALMONTE I.		GEN. TREASURER MAYER R.		GEN. TREASURER JAMES D.	
6-2E	623	17	237	1	34	1	445	15	386	4
10-3D	573	16	175	0	16	0	479	10	256	6
10-3E	436	18	145	1	10	0	378	15	177	3
11-1A	479	13	160	4	22	1	368	8	246	9
11-3A	664	20	277	7	42	0	509	11	417	13
11-3C	75	1	40	0	3	0	69	1	47	0
70-1B	802	23	295	4	34	0	653	16	419	8
70-1C	791	14	249	8	36	0	647	10	384	11
70-1D	672	26	217	15	22	0	483	17	359	22
70-3B	398	13	129	5	18	2	299	12	222	6
70-3F	624	21	185	24	15	3	490	16	299	29
71-1E	564	6	171	3	15	1	429	7	275	3
71-2A	993	28	220	5	34	1	821	26	369	7
71-2B	640	19	208	5	32	1	475	15	344	12
71-2C	707	11	193	3	29	0	538	12	339	2
71-3G	568	4	159	2	25	0	443	2	267	5
74-2D	541	5	166	2	23	0	423	4	212	3
SUB-TOTAL	10150	255	3226	89	410	10	7949	197	5018	143
PAPER	6		1		0		4		3	
TOWN TOTAL	10411		3316		420		8150		5164	

NORTH SMITHFIELD

	<u>U.S. SENATE CHAFEE R.</u>		<u>U.S. SENATE KUSHNER D.</u>		<u>CONGRESS-DIST 1 VIGILANTE R.</u>		<u>CONGRESS-DIST 1 KENNEDY D.</u>			
	61-1	626	13	381	5	526	13	501	5	
61-5	533	15	299	2	459	14	385	4		
62-2	524	25	289	10	430	13	398	23		
62-3	386	7	218	8	315	5	281	9		
64-4	697	11	352	3	596	7	466	7		
SUB-TOTAL	2766	71	1539	28	2326	52	2031	48		
PAPER	10		3		9		4			
TOWN TOTAL	2847		1570		2387		2083			

	<u>GOVERNOR ALMOND R.</u>		<u>GOVERNOR YORK D.</u>		<u>GOVERNOR HEALEY I.</u>					
	61-1	563	13	433	4	63	1			
61-5	470	13	330	3	66	2				
62-2	461	24	337	8	56	1				
62-3	356	8	233	7	35	0				
64-4	611	8	398	6	75	0				
SUB-TOTAL	2461	66	1731	28	295	4				
PAPER	8		4		1					
TOWN TOTAL	2535		1763		300					

	<u>LT. GOVERNOR FEROCE R.</u>		<u>LT. GOVERNOR WEYGAND D.</u>		<u>LT. GOVERNOR JOHNSON I.</u>		<u>SECRETARY OF STATE LEONARD R.</u>		<u>SECRETARY C LANGEVIN D.</u>	
	61-1	244	7	685	11	52	0	508	11	486
61-5	253	10	513	4	43	2	417	15	412	1
62-2	206	10	559	22	53	2	434	13	385	20
62-3	185	4	356	8	26	1	307	8	267	7
64-4	354	3	656	10	47	1	509	7	484	7
SUB-TOTAL	1242	34	2769	55	221	6	2175	54	2034	40
PAPER	2		10		0		7		6	
TOWN TOTAL	1278		2834		227		2236		2080	

TABULATION OF VOTES CAST IN THE NOVEMBER 8, 1994 GENERAL ELECTION
FOR FEDERAL AND STATEWIDE OFFICES IN RHODE ISLAND

NORTH SMITHFIELD

POLL	MACH		M.B		MACH		M.B		MACH		M.B		MACH		M.B	
	ATT.GENERAL PINE R.		ATT.GENERAL QUINN D.		ATT.GENERAL ALMONTE I.		GEN.TREASURER MAYER R.		GEN.TREASURER JAMES D.							
61-1	815	17	200	1	15	0	654	16	326	2						
61-5	680	15	150	2	12	0	565	15	254	1						
62-2	673	21	160	11	8	3	532	17	278	16						
62-3	474	9	125	5	6	1	412	5	160	8						
64-4	793	11	180	3	16	0	736	10	311	4						
SUB-TOTAL	3435	73	815	22	57	4	2899	63	1329	31						
PAPER	11		1		0		7		6							
TOWN TOTAL	3519		838		61		2969		1366							

PAWTUCKET

	U.S. SENATE CHAFEE R.		U.S. SENATE KUSHNER D.		CONGRESS-DIST 1 VIGILANTE R.		CONGRESS-DIST 1 KENNEDY D.	
	4-1	344	19	164	5	221	11	283
74-1	234	6	195	6	126	2	321	11
74-2	620	9	384	3	446	5	605	7
75-1	279	4	228	9	210	6	336	9
75-2	569	18	364	5	446	12	525	13
75-3	218	2	207	2	134	1	338	3
76-1	237	5	184	5	142	3	293	7
76-2	163	4	135	3	112	3	186	5
76-3	297	10	192	4	179	5	307	9
76-4	354	4	258	9	229	2	400	9
76-5	74	17	78	13	60	5	114	23
76-6	31	0	24	0	21	0	37	0
77-1	288	5	211	11	192	4	329	15
77-2	281	12	276	12	221	6	360	17
77-3	273	17	260	16	197	11	348	21
77-4	451	8	345	5	288	9	525	3
77-5	322	6	252	4	217	0	372	10
78-1	108	2	146	4	60	1	212	6
78-2	281	5	254	7	208	2	339	10
78-3	308	7	237	5	225	6	336	7
78-4	237	4	205	6	139	4	323	6
78-5	77	0	80	2	47	0	117	2
79-1	530	12	408	8	392	7	559	11
79-2	377	9	298	5	260	4	429	11
79-3	550	10	305	7	393	7	458	10
79-4	177	2	162	3	139	33	204	2
79-5	116	1	87	2	72	2	134	1
79-6	115	1	85	0	87	0	118	1
80-1	478	15	290	6	319	13	461	9
80-2	576	25	363	8	357	13	606	19
80-3	508	11	355	4	360	6	510	10
80-4	553	9	370	3	402	8	554	4
82-1	686	24	356	29	503	14	555	35
SUB-TOTAL	10712	283	7758	211	7404	205	11594	319
PAPER	10		10		10		11	
CITY TOTAL	11005		7979		7619		11924	

	GOVERNOR ALMOND R.		GOVERNOR YORK D.		GOVERNOR HEALEY I.	
	4-1	207	12	274	12	35
74-1	207	5	224	8	26	0
74-2	608	10	388	3	82	0
75-1	244	7	269	7	44	0
75-2	526	11	383	11	92	0
75-3	205	3	242	1	25	0
76-1	221	6	205	4	29	0
76-2	141	2	151	6	24	1
76-3	218	8	276	6	27	0
76-4	297	8	304	6	50	0
76-5	64	22	79	7	8	1
76-6	23	0	32	0	3	0
77-1	236	11	267	9	38	0
77-2	254	17	287	6	53	1
77-3	264	22	268	14	39	1
77-4	435	8	357	4	61	1
77-5	319	6	241	5	50	0
78-1	120	3	156	4	13	0
78-2	240	6	279	6	55	0
78-3	265	5	242	6	75	1
78-4	184	4	249	6	33	0
78-5	87	0	65	0	14	2
79-1	518	10	401	7	70	1
79-2	345	10	314	5	61	0
79-3	505	10	323	7	63	0
79-4	167	4	155	1	30	0
79-5	108	1	95	2	12	0
79-6	97	0	95	1	20	0
80-1	447	18	298	4	71	0
80-2	515	25	393	7	84	1
80-3	473	10	360	6	80	0
80-4	466	9	416	3	103	0
82-1	608	34	410	22	82	2
SUB-TOTAL	9614	307	8498	196	1552	12
PAPER	9		9		3	
CITY TOTAL	9930		8703		1567	

TABULATION OF VOTES CAST IN THE NOVEMBER 8, 1994 GENERAL ELECTION
FOR FEDERAL AND STATEWIDE OFFICES IN RHODE ISLAND

PAWTUCKET

POLL	MACH		M.B		MACH		M.B		MACH		M.B		MACH		M.B					
	LT. GOVERNOR FEROCCE R.		LT. GOVERNOR WEYGAND D.		LT. GOVERNOR JOHNSON I.		SECRETARY OF STATE LEONARD R.		SECRETARY OF STATE LANGEVIN D.		ATT.GENERAL PINE R.		ATT.GENERAL QUINN D.		ATT.GENERAL ALMONTE I.		GEN.TREASURER MAYER R.		GEN.TREASURER JAMES D.	
4-1	96	6	353	16	41	1	218	12	276	11	396	20	104	3	6	0	312	17	186	7
74-1	87	2	321	9	17	0	139	4	277	8	288	9	137	5	7	0	201	3	219	8
74-2	265	5	703	8	39	0	441	6	560	6	818	11	202	2	19	0	570	6	446	6
75-1	112	5	365	9	20	0	211	5	285	10	375	8	137	5	10	0	249	9	237	5
75-2	231	6	633	14	54	2	398	12	520	11	826	19	416	3	27	0	557	16	369	7
75-3	96	1	298	3	20	0	142	1	277	2	292	2	133	2	11	0	198	1	221	3
76-1	103	1	285	9	27	1	151	5	258	5	306	8	102	2	14	0	191	5	222	5
76-2	61	0	205	7	27	0	106	1	171	6	176	5	117	3	6	0	189	2	104	5
76-3	96	4	246	9	35	0	212	8	269	5	366	9	121	5	9	0	276	6	207	8
76-4	129	5	435	7	41	0	241	6	355	7	454	7	166	5	13	0	309	6	292	6
76-5	39	13	116	13	7	1	53	9	109	22	103	22	56	9	2	0	61	16	92	12
76-6	12	0	43	0	0	0	14	0	38	0	37	0	18	0	2	0	16	0	37	0
77-1	105	2	364	16	30	0	190	4	298	13	372	8	135	10	10	0	238	5	253	12
77-2	96	6	435	15	32	1	219	7	336	17	410	19	158	5	8	0	285	18	265	6
77-3	115	10	388	22	23	1	204	16	317	16	382	27	149	7	9	0	261	9	258	21
77-4	175	6	606	5	39	0	288	8	511	4	622	10	205	1	13	0	422	9	375	5
77-5	114	0	428	9	26	0	236	3	326	5	442	6	133	3	9	0	304	4	258	4
78-1	45	1	203	5	11	1	69	2	189	4	129	3	125	4	9	0	101	3	151	3
78-2	128	2	358	10	36	0	199	2	330	10	359	5	170	7	15	0	274	6	251	6
78-3	124	3	399	9	29	1	211	7	335	6	396	8	158	3	14	1	282	6	268	7
78-4	89	3	320	5	23	1	165	2	269	8	270	6	156	3	12	1	173	5	249	5
78-5	39	0	112	0	6	2	63	0	94	2	106	0	43	2	10	0	70	2	82	0
79-1	191	4	688	14	47	0	415	8	510	10	696	15	241	3	20	0	508	8	404	12
79-2	148	4	497	9	28	0	272	6	396	7	486	8	180	5	22	0	353	6	307	6
79-3	226	4	575	12	39	0	372	10	459	7	692	14	161	3	10	0	514	8	313	7
79-4	57	2	257	3	19	0	142	2	205	3	248	4	96	1	7	0	169	3	167	1
79-5	44	2	146	0	13	1	82	1	122	2	159	2	48	1	3	0	114	2	92	1
79-6	37	0	154	1	10	0	71	1	126	0	139	1	62	0	4	0	106	1	84	0
80-1	171	6	548	12	43	2	332	13	433	8	620	16	163	5	11	0	445	12	315	4
80-2	206	4	675	17	48	0	383	16	542	11	726	30	216	3	17	0	508	14	423	14
80-3	187	3	609	13	50	1	356	6	478	8	640	11	210	5	21	0	453	11	384	5
80-4	216	6	672	6	44	0	389	5	542	7	739	10	216	2	13	0	534	8	398	4
82-1	276	5	701	34	46	1	451	16	583	33	837	26	210	22	13	1	621	18	419	31
SUB-TOTAL	4116	121	13138	321	970	17	7435	204	10796	274	13907	349	4944	139	376	3	9864	245	8348	226
PAPER	1		17		2		8		13		15		5		1		11		9	
CITY TOTAL	4238		13476		989		7647		11083		14271		5088		380		10120		8583	

TABULATION OF VOTES CAST IN THE NOVEMBER 8, 1994 GENERAL ELECTION
FOR FEDERAL AND STATEWIDE OFFICES IN RHODE ISLAND

PORTSMOUTH

POLL	MACH		M.B		MACH		M.B		MACH		M.B	
	U.S. SENATE CHAFEE R.		U.S. SENATE KUSHNER D.		CONGRESS-DIST 1 VIGILANTE R.		CONGRESS-DIST 1 KENNEDY D.					
93-1	361	12	192	10	227	13	315	8				
93-2	362	24	261	14	297	13	321	27				
93-3	454	18	201	11	341	19	315	10				
93-4	508	23	238	10	366	18	390	15				
93-5 paper	81	4	27	1	63	0	39	5				
94-6	435	15	103	12	345	18	197	9				
94-7	413	16	135	7	309	15	229	7				
96-8	369	23	156	12	257	18	266	17				
96-9	508	29	159	7	378	21	279	15				
96-10	458	20	167	7	342	14	281	13				
96-11	510	39	91	8	374	34	226	11				
SUB-TOTAL	4459	223	1730	99	3299	183	2858	137				
PAPER	17		10		12		15					
TOWN TOTAL	4699		1839		3494		3010					
	GOVERNOR ALMOND R.		GOVERNOR YORK D.		GOVERNOR HEALEY I.							
93-1	183	10	300	10	86	1						
93-2	257	17	298	22	83	1						
93-3	297	13	282	11	97	4						
93-4	329	20	349	14	96	0						
93-5 paper	69	0	32	5	11	0						
94-6	321	15	179	11	50	1						
94-7	256	15	230	7	65	1						
96-8	235	17	231	14	74	4						
96-9	322	23	280	10	83	3						
96-10	293	18	258	9	89	0						
96-11	325	29	242	14	47	2						
SUB-TOTAL	2887	177	2681	127	781	17						
PAPER	14		12		1							
TOWN TOTAL	3078		2820		799							
	LT. GOVERNOR FEROCE R.		LT. GOVERNOR WEYGAND D.		LT. GOVERNOR JOHNSON I.		SECRETARY OF STATE LEONARD R.		SECRETARY OF STA LANGEVIN D.			
93-1	100	4	403	16	31	2	231	9	307	12		
93-2	142	6	428	29	23	3	273	15	342	22		
93-3	164	11	444	16	26	2	296	15	348	13		
93-4	164	11	539	21	32	0	319	19	414	13		
93-5 paper	31	1	67	4	7	0	55	2	48	3		
94-6	153	6	336	19	18	0	278	17	248	10		
94-7	125	7	384	14	23	2	249	12	288	10		
96-8	137	12	348	20	27	3	228	17	284	17		
96-9	160	8	455	24	35	2	309	23	349	11		
96-10	138	8	447	17	33	1	263	13	346	14		
96-11	162	19	402	18	23	6	292	27	293	15		
SUB-TOTAL	1476	93	4253	198	278	21	2793	169	3267	140		
PAPER	6		17		3		13		13			
TOWN TOTAL	1575		4468		302		2975		3420			
	ATT. GENERAL PINE R.		ATT. GENERAL QUINN D.		ATT. GENERAL ALMONTE I.		GEN. TREASURER MAYER R.		GEN. TREASURER JAMES D.			
93-1	412	15	133	6	12	0	360	14	175	7		
93-2	473	30	145	9	9	0	391	18	210	19		
93-3	532	29	120	0	12	0	456	25	184	3		
93-4	572	25	170	6	12	0	500	23	234	9		
93-5 paper	85	2	19	3	1	0	69	4	31	1		
94-6	450	20	81	6	3	0	424	20	98	7		
94-7	454	19	88	3	5	0	417	19	119	4		
96-8	424	24	95	6	5	2	368	25	133	8		
96-9	550	29	111	4	7	0	498	28	145	2		
96-10	521	17	99	9	10	0	450	18	161	7		
96-11	518	31	73	8	4	1	471	32	115	6		
SUB-TOTAL	4991	241	1134	60	80	3	4404	226	1605	73		
PAPER	23		4		0		21		5			
TOWN TOTAL	5255		1198		83		4651		1683			

TABULATION OF VOTES CAST IN THE NOVEMBER 8, 1994 GENERAL ELECTION
FOR FEDERAL AND STATEWIDE OFFICES IN RHODE ISLAND

PROVIDENCE

POLL	<u>MACH</u>	<u>M.B</u>	<u>MACH</u>	<u>M.B</u>	Cont'd	<u>MACH</u>	<u>M.B</u>	<u>MACH</u>	<u>M.B</u>
	U.S. SENATE CHAFEE R.		U.S. SENATE KUSHNER D.			POLL	U.S. Senate Chafee R.		U.S. Senate Kushner D.
1-1	186	12	126	7	10-1	447	11	315	13
1-2	99	7	109	1	10-2	229	3	120	3
1-3	13	0	19	0	10-3	427	5	267	7
1-4	181	2	171	1	10-5	285	12	217	3
1-8	236	5	218	2	12-1	184	4	194	2
1-11	90	4	64	1	12-2	408	17	406	5
1-12 paper	3	0	3	0	12-3	35	5	31	8
1-13 paper	1	0	2	0	12-4	56	1	45	0
2-1	174	12	135	8	12-5	84	5	124	10
2-2	124	8	107	2	12-7 paper	12	0	10	0
2-3	61	11	68	36	13-1	381	19	362	22
2-4	334	13	250	6	13-2	325	20	303	14
2-5	363	37	358	29	13-3	416	6	454	16
3-3	133	6	146	4	14-1	21	13	26	2
3-5	288	8	117	11	14-2	250	28	190	12
3-6	430	9	190	5	14-3	139	30	105	16
3-8	197	18	138	6	14-4	191	23	205	18
3-9	119	3	76	3	14-5	231	22	219	3
4-1	153	9	114	2	14-7 paper	6	0	7	0
4-2	507	22	188	10	14-8	138	0	146	2
4-3	753	50	350	17	14-9	75	1	74	0
4-4	129	11	67	8	17-1	184	6	239	22
4-5	240	7	124	3	17-3	512	10	414	15
4-6	157	13	100	12	17-4	55	4	101	6
4-7	92	8	56	0	17-5	78	14	110	16
4-10	260	15	108	8	17-6	18	1	18	0
5-1	383	10	355	9	17-7 paper	3	0	6	0
5-2	391	25	329	31	17-8	16	0	16	0
5-3	373	8	383	5	18-1	26	0	46	3
5-5	181	6	155	9	18-2	299	38	383	24
5-6	104	0	81	2	18-3	56	1	41	0
5-7	55	16	87	42	18-4	86	3	83	0
6-1	520	12	389	7	18-6	77	5	72	3
6-2	358	10	341	13	19-1	19	3	26	0
6-4	440	36	353	46	19-2	153	40	318	18
6-5	30	1	25	2	19-3	141	10	276	0
7-1	394	13	156	3	19-4	31	10	37	3
7-2	372	11	146	7	19-5	73	7	85	0
7-3	537	10	365	5	20-1	120	5	196	2
7-4	150	5	97	4	20-2	146	5	181	2
7-5	666	54	416	21	20-3	215	0	214	1
7-6	228	9	190	8	20-4	206	4	218	5
7-7 paper	9	0	9	0					
7-8	66	0	53	2	SUB-TOTAL	19877	1026	16136	727
7-9	89	10	74	1	PAPER	45		31	
8-1	320	12	196	10	CITY TOTAL	20948		16894	
8-2	47	2	18	0					
8-3	521	19	317	6					
8-4	69	1	20	1					
8-5	60	0	16	2					
8-6	175	5	206	0					
8-7	386	7	306	4					
8-8	207	7	74	1					
9-1	27	7	35	3					
9-2 paper	0	0	0	0					
9-3	29	3	35	0					
9-4	129	6	140	9					
9-5	82	3	78	0					
9-7	237	32	296	9					
9-8	36	5	58	7					
9-11	29	0	33	0					

TABULATION OF VOTES CAST IN THE NOVEMBER 8, 1994 GENERAL ELECTION
FOR FEDERAL AND STATEWIDE OFFICES IN RHODE ISLAND

PROVIDENCE

POLL	MACH	M.B	MACH	M.B	Cont'd	MACH	M.B	MACH	M.B
	CONGRESS-DIST 1 VIGILANTE R.		CONGRESS-DIST 1 KENNEDY D.			Congress-Dist 1 Vigilante R.		Congress-Dist 1 Kennedy D.	
1-1					10-1	0	0	0	0
1-2	56	4	163	2	10-2	0	0	0	0
1-3	14	0	31	0	10-3	0	0	0	0
1-4	0	0	0	0	10-5	0	0	0	0
1-8	0	0	0	0	12-1	0	0	0	0
1-11	67	2	91	4	12-2	0	0	0	0
1-12 paper	1	0	5	0	12-3	0	0	0	0
1-13 paper	2	0	2	0	12-4	0	0	0	0
2-1	0	0	0	0	12-5	0	0	0	0
2-2	0	0	0	0	12-7 paper	0	0	0	0
2-3	0	0	0	0	13-1	0	0	0	0
2-4	219	4	288	13	13-2	0	0	0	0
2-5	195	23	531	41	13-3	0	0	0	0
3-3	80	2	192	7	14-1	0	0	0	0
3-5	201	6	189	11	14-2	0	0	0	0
3-6	243	10	360	4	14-3	0	0	0	0
3-8	129	11	201	10	14-4	0	0	0	0
3-9	55	3	133	3	14-5	0	0	0	0
4-1	98	7	164	4	14-7 paper	0	0	0	0
4-2	387	20	293	14	14-8	0	0	0	0
4-3	548	33	533	33	14-9	0	0	0	0
4-4	84	7	113	11	17-1	0	0	0	0
4-5	152	7	199	3	17-3	0	0	0	0
4-6	96	11	154	14	17-4	0	0	0	0
4-7	64	5	83	5	17-5	0	0	0	0
4-10	173	10	195	12	17-6	0	0	0	0
5-1	230	3	510	16	17-7 paper	0	0	0	0
5-2	188	15	542	39	17-8	0	0	0	0
5-3	125	1	632	12	18-1	0	0	0	0
5-5	94	4	238	12	18-2	0	0	0	0
5-6	59	0	124	2	18-3	0	0	0	0
5-7	33	10	136	47	18-4	0	0	0	0
6-1	392	8	547	12	18-6	0	0	0	0
6-2	279	6	473	16	19-1	0	0	0	0
6-4	388	21	481	63	19-2	0	0	0	0
6-5	26	1	34	2	19-3	0	0	0	0
7-1	240	6	325	9	19-4	0	0	0	0
7-2	0	0	0	0	19-5	0	0	0	0
7-3	0	0	0	0	20-1	0	0	0	0
7-4	0	0	0	0	20-2	0	0	0	0
7-5	0	0	0	0	20-3	0	0	0	0
7-6	0	0	0	0	20-4	0	0	0	0
7-7 paper	0	0	0	0					
7-8	0	0	0	0	SUB-TOTAL	6227	260	9463	470
7-9	0	0	0	0	PAPER	6		12	
8-1	294	7	256	16		6493		9945	
8-2	0	0	0	0	CITY TOTAL				
8-3	414	10	463	15					
8-4	59	0	29	2					
8-5	45	1	35	1					
8-6	205	0	298	6					
8-7	292	2	420	9					
8-8	0	0	0	0					
9-1	0	0	0	0					
9-2 paper	0	0	0	0					
9-3	0	0	0	0					
9-4	0	0	0	0					
9-5	0	0	0	0					
9-7	0	0	0	0					
9-8	0	0	0	0					
9-11	0	0	0	0					

TABULATION OF VOTES CAST IN THE NOVEMBER 8, 1994 GENERAL ELECTION
FOR FEDERAL AND STATEWIDE OFFICES IN RHODE ISLAND

PROVIDENCE

POLL	<u>MACH</u> <u>M.B</u>		<u>MACH</u> <u>M.B</u>		Cont'd	<u>MACH</u> <u>M.B</u>		<u>MACH</u> <u>M.B</u>	
	CONGRESS-DIST. 2 ELLIOT R.		CONGRESS-DIST. 2 REED D.			POLL	Congress-Dist. 2 Elliot R.		Congress-Dist. 2 Reed D.
1-1	55	1	239	14	10-1	176	3	550	23
1-2	0	0	0	0	10-2	70	1	251	5
1-3	0	0	0	0	10-3	149	0	575	11
1-4	87	1	241	2	10-5	99	2	375	10
1-8	79	0	339	6	12-1	74	0	304	6
1-11	0	0	0	0	12-2	157	4	629	16
1-12 paper	0	0	0	0	12-3	14	0	53	11
1-13 paper	0	0	0	0	12-4	17	0	79	1
2-1	72	4	203	15	12-5	35	4	128	10
2-2	44	4	159	5	12-7 paper	3	0	18	0
2-3	18	3	98	44	13-1	141	3	563	43
2-4	0	0	0	0	13-2	109	4	494	30
2-5	0	0	0	0	13-3	162	3	674	18
3-3	0	0	0	0	14-1	8	0	35	15
3-5	0	0	0	0	14-2	68	8	310	32
3-6	0	0	0	0	14-3	54	10	170	32
3-8	0	0	0	0	14-4	72	7	300	31
3-9	0	0	0	0	14-5	73	0	371	21
4-1	0	0	0	0	14-7 paper	2	0	12	0
4-2	0	0	0	0	14-8	49	0	222	3
4-3	0	0	0	0	14-9	21	0	120	2
4-4	0	0	0	0	17-1	53	4	335	23
4-5	0	0	0	0	17-3	204	3	691	22
4-6	0	0	0	0	17-4	17	2	131	8
4-7	0	0	0	0	17-5	31	2	152	26
4-10	0	0	0	0	17-6	6	1	23	0
5-1	0	0	0	0	17-7 paper	1	0	5	0
5-2	0	0	0	0	17-8	7	0	24	0
5-3	0	0	0	0	18-1	8	2	62	0
5-5	0	0	0	0	18-2	95	14	554	35
5-6	0	0	0	0	18-3	19	1	75	0
5-7	0	0	0	0	18-4	34	2	133	4
6-1	0	0	0	0	18-6	21	1	155	6
6-2	0	0	0	0	19-1	6	2	35	2
6-4	0	0	0	0	19-2	38	18	392	28
6-5	0	0	0	0	19-3	60	0	369	9
7-1	0	0	0	0	19-4	12	8	49	5
7-2	130	7	359	11	19-5	24	3	128	4
7-3	187	2	663	14	20-1	46	0	246	3
7-4	54	3	187	6	20-2	63	3	239	4
7-5	240	18	733	50	20-3	87	0	320	1
7-6	88	0	306	17	20-4	74	2	322	6
7-7 paper	4	0	12	0					
7-8	45	1	89	1	SUB-TOTAL	3864	188	15642	758
7-9	21	0	130	11	PAPER	5		35	
8-1	0	0	0	0					
8-2	15	0	46	1	CITY TOTAL	4057		16435	
8-3	0	0	0	0					
8-4	0	0	0	0					
8-5	0	0	0	0					
8-6	0	0	0	0					
8-7	0	0	0	0					
8-8	76	6	197	2					
9-1	8	5	51	3					
9-2 paper	0	0	0	0					
9-3	7	0	48	3					
9-4	42	5	205	12					
9-5	29	0	124	2					
9-7	84	7	418	30					
9-8	14	4	76	3					
9-11	6	0	46	0					

TABULATION OF VOTES CAST IN THE NOVEMBER 8, 1994 GENERAL ELECTION
FOR FEDERAL AND STATEWIDE OFFICES IN RHODE ISLAND

PROVIDENCE

POLL	MACH		M.B		MACH		M.B	
	GOVERNOR ALMOND R.		GOVERNOR YORK D.		GOVERNOR HEALEY I.			
1-1	124	9	181	12	26	0		
1-2	63	5	157	4	11	0		
1-3	14	0	25	0	8	0		
1-4	122	3	221	0	37	0		
1-8	161	4	297	2	37	1		
1-11	68	2	82	3	14	0		
1-12 paper	2	0	4	0	0	0		
1-13 paper	1	0	1	0	2	0		
2-1	143	8	180	10	12	0		
2-2	83	7	154	2	13	0		
2-3	40	12	98	33	7	2		
2-4	164	4	420	14	18	0		
2-5	201	28	535	37	35	2		
3-3	69	4	196	5	17	0		
3-5	160	8	242	10	16	2		
3-6	208	7	403	7	19	0		
3-8	118	10	215	13	12	0		
3-9	51	3	140	3	8	0		
4-1	88	8	171	2	9	1		
4-2	357	19	322	15	28	0		
4-3	497	44	572	20	52	2		
4-4	80	6	114	13	10	0		
4-5	123	5	224	5	20	0		
4-6	94	14	160	11	10	0		
4-7	57	6	88	5	6	0		
4-10	168	10	190	13	18	0		
5-1	228	10	494	8	43	1		
5-2	177	21	556	33	25	1		
5-3	157	3	611	10	25	0		
5-5	70	3	255	12	19	1		
5-6	64	0	110	2	13	0		
5-7	57	17	98	39	16	3		
6-1	436	7	489	14	73	0		
6-2	187	4	427	18	53	0		
6-4	384	29	474	53	55	0		
6-5	27	1	33	2	3	0		
7-1	305	11	207	5	57	0		
7-2	279	12	213	5	56	2		
7-3	406	7	439	8	101	0		
7-4	107	7	123	2	29	0		
7-5	504	42	548	20	89	4		
7-6	167	5	239	12	32	0		
7-7 paper	4	0	13	0	0	0		
7-8	46	1	69	1	12	0		
7-9	61	7	97	3	15	1		
8-1	298	12	235	11	30	0		
8-2	30	1	37	1	3	0		
8-3	430	14	415	11	69	0		
8-4	61	1	26	1	8	0		
8-5	31	2	39	1	11	0		
8-6	234	3	113	3	39	0		
8-7	298	5	370	4	73	1		
8-8	141	7	125	1	27	0		
9-1	15	7	60	1	2	0		
9-2 paper	0	0	0	0	0	0		
9-3	29	3	37	0	4	0		
9-4	103	8	199	8	10	0		
9-5	60	3	97	0	21	0		
9-7	130	15	424	15	36	8		
9-8	10	6	100	3	1	1		
9-11	15	0	50	0	5	0		

(CONT'D NEXT PAGE)

TABULATION OF VOTES CAST IN THE NOVEMBER 8, 1994 GENERAL ELECTION
FOR FEDERAL AND STATEWIDE OFFICES IN RHODE ISLAND

PROVIDENCE

Cont'd	<u>MACH</u>	<u>M.B</u>	<u>MACH</u>	<u>M.B</u>	<u>MACH</u>	<u>M.B</u>
POLL	GOVERNOR ALMOND R.		GOVERNOR YORK D.		GOVERNOR HEALEY I.	
10-1	353	14	409	13	71	0
10-2	166	2	170	4	38	0
10-3	333	6	413	6	65	0
10-5	237	5	253	5	42	2
12-1	154	0	240	5	41	0
12-2	342	10	469	14	62	1
12-3	35	3	38	10	5	0
12-4	37	0	61	1	7	0
12-5	56	4	162	10	19	0
12-7 paper	6	0	14	0	3	0
13-1	350	19	404	28	48	2
13-2	233	17	390	17	47	0
13-3	333	6	534	16	60	0
14-1	21	3	31	13	1	0
14-2	168	14	274	25	23	0
14-3	96	22	158	23	16	0
14-4	144	8	308	29	25	6
14-5	155	5	346	17	29	0
14-7 paper	-6	0	8	0	0	0
14-8	95	0	196	3	31	0
14-9	55	0	96	2	13	0
17-1	100	10	350	17	33	0
17-3	376	6	536	20	70	1
17-4	36	4	115	6	12	0
17-5	44	7	167	22	12	1
17-6	8	1	34	0	0	0
17-7 paper	1	0	10	0	0	0
17-8	15	0	20	0	1	0
18-1	13	2	6	2	5	1
18-2	125	24	609	34	30	0
18-3	27	1	71	0	9	0
18-4	63	4	118	0	7	0
18-6	52	4	162	6	3	0
19-1	6	3	40	0	1	0
19-2	52	47	466	14	14	2
19-3	86	8	423	4	24	0
19-4	15	10	47	4	4	0
19-5	33	3	132	3	7	0
20-1	63	5	278	2	11	0
20-2	87	4	245	4	21	0
20-3	154	0	277	0	29	0
20-4	135	1	297	8	23	0
SUB-TOTAL	13673	782	22591	933	2462	49
PAPER	26		51		2	
CITY TOTAL	14481		23575		2513	

TABULATION OF VOTES CAST IN THE NOVEMBER 8, 1994 GENERAL ELECTION
FOR FEDERAL AND STATEWIDE OFFICES IN RHODE ISLAND

PROVIDENCE

POLL	<u>MACH</u>	<u>M.B</u>	<u>MACH</u>	<u>M.B</u>	<u>MACH</u>	<u>M.B</u>
	LT. GOVERNOR PEROCE R.		LT. GOVERNOR WEYGAND D.		LT. GOVERNOR JOHNSON I.	
1-1	62	0	213	17	22	3
1-2	51	4	133	4	11	0
1-3	7	0	27	0	4	0
1-4	56	1	240	1	47	1
1-8	79	3	308	4	28	0
1-11	51	1	87	4	7	0
1-12 paper	1	0	3	0	1	0
1-13 paper	1	0	2	0	1	0
2-1	71	7	196	9	19	3
2-2	33	6	164	3	6	0
2-3	20	14	83	31	13	1
2-4	92	2	380	12	82	3
2-5	100	22	493	40	105	1
3-3	28	3	169	4	44	1
3-5	87	3	254	10	48	3
3-6	103	3	379	9	90	0
3-8	65	7	187	13	49	3
3-9	33	0	114	2	32	1
4-1	41	3	170	6	39	2
4-2	153	8	363	25	49	0
4-3	222	26	749	36	92	6
4-4	38	5	130	13	24	0
4-5	72	0	234	8	38	0
4-6	51	12	150	12	43	0
4-7	32	1	88	9	18	0
4-10	60	1	249	16	43	2
5-1	101	5	511	12	104	2
5-2	73	14	530	35	111	2
5-3	93	1	504	10	102	1
5-5	40	1	222	11	62	3
5-6	32	0	113	0	22	0
5-7	18	10	114	49	4	0
6-1	268	8	596	13	30	0
6-2	189	7	470	12	26	0
6-4	245	12	521	68	26	1
6-5	12	1	39	2	0	0
7-1	135	0	382	15	28	0
7-2	129	3	349	13	42	2
7-3	226	6	582	9	52	0
7-4	59	2	160	7	25	0
7-5	284	16	715	46	69	2
7-6	94	5	283	11	27	0
7-7 paper	4	0	12	0	0	0
7-8	28	1	76	1	12	0
7-9	22	1	123	8	6	0
8-1	228	7	280	15	19	7
8-2	21	0	42	1	2	0
8-3	252	4	556	21	33	0
8-4	23	0	61	2	2	0
8-5	27	1	45	2	5	0
8-6	114	0	147	6	18	0
8-7	186	1	447	9	35	1
8-8	59	3	190	4	28	1
9-1	16	6	43	3	3	0
9-2 paper	0	0	0	0	0	0
9-3	20	1	35	2	5	0
9-4	54	8	178	7	19	1
9-5	33	3	99	0	17	0
9-7	89	10	343	19	68	9
9-8	9	5	72	3	5	2
9-11	15	0	35	0	2	0

(CONT'D NEXT PAGE)

TABULATION OF VOTES CAST IN THE NOVEMBER 8, 1994 GENERAL ELECTION
FOR FEDERAL AND STATEWIDE OFFICES IN RHODE ISLAND

PROVIDENCE

POLL	<u>MACH</u>	<u>M.B</u>	<u>MACH</u>	<u>M.B</u>	<u>MACH</u>	<u>M.B</u>
	LT. GOVERNOR FEROCE R.		LT. GOVERNOR WEYGAND D.		LT. GOVERNOR JOHNSON I.	
10-1	178	7	507	16	41	3
10-2	95	1	214	4	24	1
10-3	187	2	518	8	28	2
10-5	128	3	341	9	18	0
12-1	113	0	241	5	19	0
12-2	180	6	563	14	32	2
12-3	13	2	40	10	7	0
12-4	19	1	76	0	7	0
12-5	49	5	122	10	7	0
12-7 paper	3	0	16	0	3	0
13-1	229	11	466	33	23	0
13-2	152	9	415	24	29	0
13-3	212	5	587	16	32	0
14-1	7	3	32	11	3	0
14-2	102	13	275	24	23	1
14-3	87	25	129	16	9	3
14-4	120	20	231	14	30	2
14-5	146	4	269	15	27	0
14-7 paper	2	0	11	0	0	0
14-8	61	0	203	3	24	0
14-9	30	2	108	0	8	0
17-1	68	6	302	19	18	2
17-3	208	3	626	21	61	1
17-4	24	2	117	8	8	0
17-5	31	8	144	14	13	0
17-6	4	1	23	0	0	0
17-7 paper	2	0	6	0	0	0
17-8	5	0	20	0	3	0
18-1	12	2	55	0	5	0
18-2	117	19	479	30	58	1
18-3	29	1	61	0	6	0
18-4	36	0	123	6	7	0
18-6	37	1	141	6	8	0
19-1	8	2	28	2	4	0
19-2	57	34	333	11	33	5
19-3	89	8	315	4	29	0
19-4	13	9	43	4	8	0
19-5	14	4	113	3	23	0
20-1	55	4	224	3	15	0
20-2	60	5	228	2	20	0
20-3	80	0	297	1	24	0
20-4	83	1	294	6	28	0
SUB-TOTAL	7952	503	23776	1076	2729	87
PAPER	18		40		9	
*** CITY TOTAL	8473		24892		2825	

TABULATION OF VOTES CAST IN THE NOVEMBER 8, 1994 GENERAL ELECTION
FOR FEDERAL AND STATEWIDE OFFICES IN RHODE ISLAND

Cont'd

POLL	MACH	M.B	MACH	M.B	POLL	MACH	M.B	MACH	M.B
	SECRETARY OF STATE LEONARD R.	SECRETARY OF STATE LANGEVIN D.	SECRETARY OF STATE LEONARD R.	SECRETARY OF STATE LANGEVIN D.					
1-1	100	11	206	9	10-1	266	8	472	18
1-2	82	4	120	5	10-2	131	4	211	2
1-3	17	0	23	0	10-3	296	3	455	8
1-4	144	1	214	1	10-5	179	3	300	8
1-8	152	1	263	6	12-1	127	1	235	4
1-11	66	1	82	3	12-2	309	11	477	12
1-12 paper	1	0	5	0	12-3	27	4	39	9
1-13 paper	3	0	1	0	12-4	36	0	63	1
2-1	131	13	168	5	12-5	63	7	135	6
2-2	96	5	132	3	12-7 paper	9	0	10	0
2-3	45	13	79	35	13-1	253	12	456	31
2-4	254	11	298	6	13-2	208	9	390	24
2-5	264	28	414	38	13-3	303	5	519	16
3-3	101	6	142	4	14-1	17	6	29	8
3-5	196	8	199	11	14-2	129	12	267	30
3-6	284	11	285	2	14-3	88	24	137	18
3-8	127	12	180	11	14-4	153	11	223	27
3-9	60	4	111	1	14-5	167	5	261	18
4-1	108	7	145	4	14-7 paper	3	0	12	0
4-2	382	17	295	12	14-8	112	0	162	3
4-3	579	41	478	25	14-9	50	1	93	0
4-4	96	8	91	11	17-1	142	7	252	20
4-5	163	5	186	5	17-3	385	4	513	21
4-6	123	18	118	6	17-4	49	4	106	6
4-7	71	6	67	4	17-5	53	7	132	21
4-10	176	15	170	6	17-6	14	0	16	1
5-1	286	8	419	11	17-7 paper	3	0	5	0
5-2	287	17	398	35	17-8	12	0	21	0
5-3	261	2	439	10	18-1	31	2	41	0
5-5	142	5	168	6	18-2	273	22	367	30
5-6	90	0	81	0	18-3	39	1	55	0
5-7	35	14	122	44	18-4	63	1	101	4
6-1	293	7	599	14	18-6	70	3	119	5
6-2	250	11	445	9	19-1	17	2	24	2
6-4	279	11	513	69	19-2	150	25	282	17
6-5	20	1	36	2	19-3	154	6	226	2
7-1	196	8	345	7	19-4	25	0	38	8
7-2	217	9	308	10	19-5	65	7	85	0
7-3	347	6	526	4	20-1	109	4	179	3
7-4	87	4	158	5	20-2	122	3	188	2
7-5	406	28	673	34	20-3	151	1	255	0
7-6	115	4	283	13	20-4	169	4	239	6
7-7 paper	6	0	10	0					
7-8	39	0	78	2	SUB-TOTAL	13935	688	20842	966
7-9	54	4	100	7	PAPER	37		34	
8-1	215	6	307	17	CITY TOTAL	14660		21842	
8-2	27	0	38	0					
8-3	325	11	516	14					
8-4	48	0	44	2					
8-5	28	1	51	2					
8-6	188	2	292	4					
8-7	256	5	407	6					
8-8	110	7	167	1					
9-1	23	5	36	4					
9-2 paper	0	0	0	0					
9-3	32	3	0	0					
9-4	107	6	156	10					
9-5	59	0	89	2					
9-7	216	23	296	15					
9-8	20	5	51	3					
9-11	28	0	29	0					

TABULATION OF VOTES CAST IN THE NOVEMBER 8, 1994 GENERAL ELECTION
FOR FEDERAL AND STATEWIDE OFFICES IN RHODE ISLAND

POLL	PROVIDENCE					
	<u>MACH</u>	<u>M.B</u>	<u>MACH</u>	<u>M.B</u>	<u>MACH</u>	<u>M.B</u>
	ATT.GENERAL PINE R.		ATT.GENERAL QUINN D.		ATT.GENERAL ALMONTE I.	
1-1	223	13	94	6	6	1
1-2	116	7	87	1	8	0
1-3	28	0	14	0	0	0
1-4	234	2	114	1	16	0
1-8	268	4	176	3	12	0
1-11	94	4	57	1	9	0
1-12 paper	5	0	3	0	0	0
1-13 paper	2	0	2	0	0	0
2-1	211	15	95	4	9	0
2-2	124	8	103	1	5	0
2-3	67	12	58	36	2	0
2-4	389	8	178	8	6	0
2-5	420	32	292	30	17	3
3-3	146	8	106	3	4	0
3-5	196	9	116	9	2	2
3-6	408	11	181	3	6	0
3-8	174	13	138	9	1	1
3-9	91	5	82	1	3	0
4-1	188	8	68	1	5	2
4-2	614	31	70	2	6	0
4-3	897	58	196	7	7	1
4-4	149	11	46	8	1	0
4-5	262	8	91	2	3	0
4-6	182	20	65	4	4	0
4-7	104	7	37	3	0	0
4-10	302	19	62	4	1	0
5-1	545	14	210	5	11	0
5-2	498	22	226	28	8	2
5-3	404	5	317	7	22	0
5-5	228	5	107	8	5	0
5-6	125	0	52	0	4	0
5-7	82	24	62	33	2	2
6-1	660	9	240	9	34	0
6-2	459	10	225	12	16	0
6-4	592	34	219	42	23	3
6-5	36	1	18	2	3	0
7-1	416	12	132	3	0	0
7-2	389	15	139	3	11	0
7-3	676	9	219	4	21	0
7-4	163	6	83	3	10	0
7-5	766	42	310	21	32	4
7-6	252	6	161	11	11	0
7-7 paper	9	0	8	0	1	0
7-8	75	2	45	0	2	0
7-9	101	9	54	2	7	0
8-1	420	16	103	6	9	0
8-2	49	1	18	1	2	0
8-3	653	20	202	5	25	1
8-4	61	0	22	2	4	0
8-5	61	1	19	1	2	1
8-6	367	5	122	0	12	0
8-7	494	8	175	3	31	0
8-8	204	8	78	0	7	0
9-1	32	8	29	1	3	0
9-2 paper	0	0	0	0	0	0
9-3	45	3	19	0	3	0
9-4	166	9	102	6	5	1
9-5	96	3	56	0	8	0
9-7	260	24	205	8	32	9
9-8	32	5	54	3	1	2
9-11	37	0	21	0	4	0

(CONT'D NEXT PAGE)

TABULATION OF VOTES CAST IN THE NOVEMBER 8, 1994 GENERAL ELECTION
FOR FEDERAL AND STATEWIDE OFFICES IN RHODE ISLAND

PROVIDENCE

POLL	<u>MACH</u>	<u>M.B</u>	<u>MACH</u>	<u>M.B</u>	<u>MACH</u>	<u>M.B</u>
	ATT.GENERAL PINE R.		ATT.GENERAL QUINN D.		ATT.GENERAL ALMONTE I.	
10-1	546	17	217	7	24	3
10-2	270	4	82	1	10	1
10-3	507	6	260	6	19	0
10-5	372	9	123	4	13	1
12-1	277	3	108	1	10	2
12-2	545	17	238	5	38	1
12-3	49	8	24	5	2	0
12-4	72	0	22	1	6	0
12-5	106	12	95	3	6	0
12-7 paper	19	0	3	0	2	0
13-1	484	34	222	11	45	3
13-2	414	25	179	8	40	1
13-3	573	13	264	6	26	0
14-1	35	10	15	2	2	1
14-2	262	28	149	11	15	0
14-3	169	34	58	5	14	6
14-4	248	25	142	11	17	3
14-5	296	18	162	3	19	2
14-7 paper	9	0	5	0	1	0
14-8	172	2	110	1	18	0
14-9	94	0	51	0	9	0
17-1	188	8	213	18	15	1
17-3	624	11	284	14	34	0
17-4	83	6	68	0	7	0
17-5	96	14	86	13	8	0
17-6	18	1	15	0	1	0
17-7 paper	3	0	5	0	0	0
17-8	18	0	14	0	3	0
18-1	29	0	40	3	2	0
18-2	343	30	311	22	31	0
18-3	64	1	33	0	3	0
18-4	109	4	60	0	3	0
18-6	88	5	97	5	10	0
19-1	24	2	17	2	1	0
19-2	170	35	262	10	25	7
19-3	116	9	175	0	24	0
19-4	33	8	28	3	7	1
19-5	85	7	64	0	9	0
20-1	143	5	150	3	19	0
20-2	171	5	128	2	17	0
20-3	259	0	155	1	17	0
20-4	233	6	165	3	14	0
SUB-TOTAL	23763	1071	11482	566	1090	68
PAPER	44		29		3	
CITY TOTAL	24878		12077		1161	

TABULATION OF VOTES CAST IN THE NOVEMBER 8, 1994 GENERAL ELECTION
FOR FEDERAL AND STATEWIDE OFFICES IN RHODE ISLAND

PROVIDENCE				Cont'd					
	<u>MACH</u>	<u>M.B</u>	<u>MACH</u>	<u>M.B</u>		<u>MACH</u>	<u>M.B</u>	<u>MACH</u>	<u>M.B</u>
POLL	GEN.TREASURER MAYER R.		GEN.TREASURER JAMES D.		POLL	GEN.TREASURER MAYER R.		GEN.TREASURER JAMES D.	
1-1	162	15	142	6	10-1	412	11	309	13
1-2	99	5	96	3	10-2	201	5	132	1
1-3	18		20		10-3	402	8	324	4
1-4	210	0	129	2	10-5	267	6	203	5
1-8	209	4	195	2	12-1	183	1	186	5
1-11	77	1	70	1	12-2	426	11	324	11
1-12 paper	5	0	2	0	12-3	32	4	29	9
1-13 paper	4		0		12-4	47	1	45	0
2-1	185	16	113	2	12-5	101	6	100	6
2-2	119	7	101	0	12-7 paper	10	0	9	0
2-3	44	10	69	35	13-1	309	16	373	30
2-4	358	13	192	3	13-2	291	16	288	18
2-5	301	32	325	31	13-3	397	7	405	11
3-3	135	5	107	5	14-1	17	4	25	9
3-5	293	12	69	8	14-2	208	15	165	23
3-6	429	11	140	3	14-3	117	30	100	10
3-8	185	15	120	8	14-4	186	14	162	18
3-9	88	4	77	1	14-5	208	6	211	15
4-1	185	7	67	4	14-7 paper	3	0	9	0
4-2	585	25	101	7	14-8	139	1	128	2
4-3	880	48	186	16	14-9	76	1	63	0
4-4	144	10	48	8	17-1	147	7	231	19
4-5	253	8	94	2	17-3	522	7	361	16
4-6	170	19	70	5	17-4	66	4	86	6
4-7	100	8	39	3	17-5	71	6	107	21
4-10	291	20	69	3	17-6	9	0	16	0
5-1	456	14	262	5	17-7 paper	5	0	4	0
5-2	453	27	255	21	17-8	19	0	11	0
5-3	364	7	321	5	18-1	32	2	38	0
5-5	216	8	102	6	18-2	316	20	324	22
5-6	122	0	50	0	18-3	47	1	44	0
5-7	55	17	98	39	18-4	84	3	85	3
6-1	420	8	449	12	18-6	88	4	98	5
6-2	418	8	306	10	19-1	20	0	19	0
6-4	402	19	358	61	19-2	141	33	276	9
6-5	28	1	26	2	19-3	178	9	241	2
7-1	332	9	202	5	19-4	33	5	30	3
7-2	320	14	199	2	19-5	91	5	60	0
7-3	514	10	348	4	20-1	117	4	166	3
7-4	145	7	91	2	20-2	138	5	166	2
7-5	605	36	437	24	20-3	211	1	197	0
7-6	203	6	191	9	20-4	207	4	197	3
7-7 paper	10	0	7	0					
7-8	65	1	49	1	SUB-TOTAL	19634	868	14516	732
7-9	68	5	71	6	PAPER	35		41	
8-1	324	15	180	7					
8-2	37	1	21	1	CITY TOTAL	20537		15269	
8-3	506	19	311	6					
8-4	53	0	29	2					
8-5	43	1	31	2					
8-6	266	2	194	4					
8-7	354	4	290	5					
8-8	176	8	96	0					
9-1	29	7	30	1					
9-2 paper	0	0	0	0					
9-3	39	3	24	0					
9-4	121	8	123	7					
9-5	75	0	74	2					
9-7	262	19	216	15					
9-8	24	6	59	4					
9-11	26	0	28	0					

TABULATION OF VOTES CAST IN THE NOVEMBER 8, 1994 GENERAL ELECTION
FOR FEDERAL AND STATEWIDE OFFICES IN RHODE ISLAND

RICHMOND

	<u>MACH</u>	<u>M.B</u>	<u>MACH</u>	<u>M.B</u>	<u>MACH</u>	<u>M.B</u>	<u>MACH</u>	<u>M.B</u>
POLL	U.S. SENATE CHAFEE R.		U.S. SENATE KUSHNER D.		CONGRESS-DIST 2 ELLIOT R.		CONGRESS-DIST 2 REED D.	
52-1	577	11	276	7	317	5	518	13
52-2	365	9	221	5	264	7	317	7
52-3	493	9	269	9	307	9	438	9
SUB-TOTAL	1435	29	766	21	888	21	1273	29
PAPER	1		2		2		2	
TOWN TOTAL	1465		789		911		1304	
	GOVERNOR ALMOND R.		GOVERNOR YORK D.		GOVERNOR HEALEY I.			
52-1	376	7	373	10	127	1		
52-2	281	7	262	8	65	0		
52-3	329	9	328	9	117	1		
SUB-TOTAL	986	23	963	27	309	2		
PAPER	0		3		0			
TOWN TOTAL	1009		993		311			
	LT. GOVERNOR FEROCE R.		LT. GOVERNOR WEYGAND D.		LT. GOVERNOR JOHNSON I.			
52-1	211	7	515	9	95	2		
52-2	161	6	355	8	55	0		
52-3	180	5	461	11	96	1		
SUB-TOTAL	552	18	1331	28	246	3		
PAPER	0		2		0			
TOWN TOTAL	570		1361		249			
	SECRETARY OF STATE LEONARD R.		SECRETARY OF STATE LANGEVIN D.					
52-1	389	8	425	10				
52-2	250	6	314	8				
52-3	366	8	367	9				
SUB-TOTAL	1005	22	1106	27				
PAPER	2		2					
TOWN TOTAL	1029		1135					
	ATT.GENERAL PINE R.		ATT.GENERAL QUINN D.		ATT.GENERAL ALMONTE I.			
52-1	655	12	166	5	31	1		
52-2	453	9	123	5	14	0		
52-3	590	10	146	8	16	0		
SUB-TOTAL	1698	31	435	18	61	1		
PAPER	2		1		0			
TOWN TOTAL	1731		454		62			
	GEN.TREASURER MAYER R.		GEN.TREASURER JAMES D.					
52-1	550	10	269	7				
52-2	339	6	228	7				
52-3	499	8	228	8				
SUB-TOTAL	1388	24	725	22				
PAPER	3		1					
TOWN TOTAL	1415		748					

TABULATION OF VOTES CAST IN THE NOVEMBER 8, 1994 GENERAL ELECTION
FOR FEDERAL AND STATEWIDE OFFICES IN RHODE ISLAND

SCITUATE

POLL	<u>MACH</u>		<u>M.B</u>		<u>MACH</u>		<u>M.B</u>		<u>MACH</u>		<u>M.B</u>			
	U.S. SENATE CHAFEE R.		U.S. SENATE KUSHNER D.		CONGRESS-DIST 2 ELLIOT R.		CONGRESS-DIST 2 REED D.		GOVERNOR ALMOND R.		GOVERNOR YORK D.		GOVERNOR HEALEY I.	
54-1	655	15	222	2	421	11	437	6	558	11	279	5	79	1
54-2	505	8	233	3	278	5	429	5	405	8	259	3	95	0
54-3	681	19	260	6	454	17	458	8	599	19	261	4	101	2
54-4	625	11	301	13	383	11	521	12	520	14	328	11	104	0
54-5	<u>455</u>	<u>8</u>	<u>236</u>	<u>10</u>	<u>303</u>	<u>12</u>	<u>371</u>	<u>6</u>	<u>353</u>	<u>15</u>	<u>265</u>	<u>3</u>	<u>86</u>	<u>0</u>
SUB-TOTAL PAPER	2921	61	1252	34	1839	56	2216	37	2435	67	1392	26	465	3
TOWN TOTAL	2982		1286		1895		2253		2502		1418		468	
	LT. GOVERNOR FEROCE R.		LT. GOVERNOR WEYGAND D.		LT. GOVERNOR JOHNSON I.									
54-1	310	10	487	6	58	1								
54-2	249	6	416	5	46	0								
54-3	361	18	492	6	63	1								
54-4	298	10	541	11	69	0								
54-5	<u>217</u>	<u>11</u>	<u>413</u>	<u>7</u>	<u>42</u>	<u>0</u>								
SUB-TOTAL PAPER	1435	55	2349	35	278	2								
TOWN TOTAL	1490		2384		280									
	SECRETARY OF STATE LEONARD R.		SECRETARY OF STATE LANGEVIN D.											
54-1	501	14	369	2										
54-2	370	5	344	6										
54-3	521	22	401	3										
54-4	465	14	454	8										
54-5	<u>354</u>	<u>12</u>	<u>315</u>	<u>5</u>										
SUB-TOTAL PAPER	2211	67	1883	24										
TOWN TOTAL	2278		1907											
	ATT.GENERAL PINE R.		ATT.GENERAL QUINN D.		ATT.GENERAL ALMONTE I.		GEN.TREASURER MAYER R.		GEN.TREA JAMES D.					
54-1	765	15	114	1	11	1	665	16	203	1				
54-2	572	11	143	0	23	0	508	7	199	4				
54-3	820	23	117	0	14	2	708	24	209	1				
54-4	755	16	156	7	28	0	699	14	219	7				
54-5	<u>588</u>	<u>16</u>	<u>93</u>	<u>2</u>	<u>20</u>	<u>0</u>	<u>498</u>	<u>17</u>	<u>178</u>	<u>0</u>				
SUB-TOTAL PAPER	3500	81	623	10	96	3	3078	78	1008	13				
TOWN TOTAL	3581		633		99		3156		1021					

TABULATION OF VOTES CAST IN THE NOVEMBER 8, 1994 GENERAL ELECTION
FOR FEDERAL AND STATEWIDE OFFICES IN RHODE ISLAND

SMITHFIELD

POLL	MACH		M.B		MACH		M.B		MACH		M.B	
	U.S. SENATE CHAFEE R.		U.S. SENATE KUSHNER D.		CONGRESS-DIST 1 VIGILANTE R.		CONGRESS-DIST 1 KENNEDY D.					
57-1	824	25	352	10	661	23	525	13				
57-2	791	34	539	31	626	24	711	44				
57-3	504	12	243	2	358	8	389	6				
57-4	567	12	316	10	458	12	431	11				
57-7	186	5	73	4	155	8	104	1				
69-5	471	19	193	16	376	14	286	21				
69-6	859	35	391	19	655	22	594	31				
69-8	88	3	45	0	76	3	53	0				
69-9	325	21	121	10	245	15	205	18				
69-10	258	2	106	1	218	1	146	3				
SUB-TOTAL PAPER	4873	168	2379	103	3828	130	3444	148				
TOWN TOTAL	5041		2482		3958		3592					
POLL	GOVERNOR ALMOND R.		GOVERNOR YORK D		GOVERNOR HEALEY I							
57-1	624	25	474	9	106	3						
57-2	603	33	644	36	137	0						
57-3	391	10	305	4	76	0						
57-4	433	8	407	13	75	2						
57-7	144	7	100	2	21	0						
69-5	377	16	254	17	54	3						
69-6	685	35	489	18	114	0						
69-8	68	3	54	0	11	0						
69-9	252	25	166	7	42	1						
69-10	202	2	127	2	45	0						
SUB-TOTAL PAPER	3779	164	3020	108	681	9						
TOWN TOTAL	3943		3128		690							
POLL	LT. GOVERNOR FEROCE R.		LT. GOVERNOR WEYGAND D.		LT. GOVERNOR JOHNSON I.		SECRETARY OF STATE LEONARD R.		SECRETARY OF STATE LANGEVIN D.			
57-1	308	12	805	22	62	1	564	19	608	18		
57-2	305	19	914	44	73	1	559	27	756	38		
57-3	205	5	492	8	37	1	336	6	400	8		
57-4	197	3	622	17	49	2	383	8	479	14		
57-7	71	5	168	4	12	0	125	6	132	3		
69-5	207	9	422	26	27	1	353	12	309	24		
69-6	324	9	819	42	75	0	525	25	682	26		
69-8	47	2	78	1	1	0	69	3	58	0		
69-9	123	10	287	21	26	2	218	19	217	14		
69-10	122	0	218	4	21	0	188	0	176	4		
SUB-TOTAL PAPER	1909	74	4825	189	383	8	3320	125	3817	149		
TOWN TOTAL	1983		5014		391		3445		3966			
POLL	ATT.GENERAL PINE R.		ATT.GENERAL QUINN D.		ATT.GENERAL ALMONTE I.		GEN.TREASURER MAYER R.		GEN.TREASURER JAMES D.			
57-1	988	31	190	5	19	0	814	26	343	11		
57-2	1009	35	320	31	27	2	807	29	497	32		
57-3	600	12	150	1	7	1	473	10	249	5		
57-4	703	17	183	6	22	0	591	17	282	6		
57-7	219	6	41	3	3	0	193	8	59	1		
69-5	554	19	115	15	8	0	484	13	178	22		
69-6	1005	41	238	11	24	1	813	30	405	21		
69-8	102	3	27	0	3	0	77	3	46	0		
69-9	364	24	80	8	6	1	305	20	132	12		
69-10	308	3	53	1	12	0	248	1	110	3		
SUB-TOTAL PAPER	5852	191	1397	81	131	5	4805	157	2301	113		
TOWN TOTAL	6043		1478		136		4962		2414			

TABULATION OF VOTES CAST IN THE NOVEMBER 8, 1994 GENERAL ELECTION
FOR FEDERAL AND STATEWIDE OFFICES IN RHODE ISLAND

SOUTH KINGSTOWN

POLL	MACH		M.B		MACH		M.B		MACH		M.B	
	U.S. SENATE CHAFFEE		U.S. SENATE KUSHNER		CONGRESS-DIST 2 ELLIOT		CONGRESS-DIST 2 REED		U.S. SENATE CHAFFEE		U.S. SENATE KUSHNER	
	R.	D.	R.	D.	R.	D.	R.	D.	R.	D.	R.	D.
46-9	101	0	38	0	51	0	84	0				
47-2	544	25	184	5	235	13	469	16				
48-4	580	28	301	11	277	11	583	28				
48-11	300	6	126	3	137	3	271	5				
49-1	813	27	407	5	341	12	792	20				
49-3	759	25	255	11	292	10	692	26				
49-6	545	18	255	11	209	11	563	17				
49-7	490	28	182	12	241	19	414	18				
49-10	259	4	99	4	99	3	250	6				
81-5	718	30	242	13	343	11	561	32				
81-8	646	29	280	6	345	12	571	23				
SUB-TOTAL PAPER	5755	220	2369	81	2570	105	5250	191				
TOWN TOTAL	5975		2450		2675		5441					
	GOVERNOR ALMOND		GOVERNOR YORK		GOVERNOR HEALEY							
	R.		D.		I.							
46-9	61	0	70	0	11	0						
47-2	358	17	340	11	49	2						
48-4	394	21	468	16	53	3						
48-11	234	6	180	3	29	0						
49-1	493	22	605	9	85	0						
49-3	465	18	506	17	54	0						
49-6	323	17	419	11	69	2						
49-7	315	21	305	17	67	2						
49-10	153	3	198	6	16	0						
81-5	516	25	386	19	72	0						
81-8	468	21	418	15	61	0						
SUB-TOTAL PAPER	3780	171	3895	124	566	9						
TOWN TOTAL	3951		4019		575							
	LT. GOVERNOR FEROCCE		LT. GOVERNOR WEYGAND		LT. GOVERNOR JOHNSON		SECRETARY OF STATE LEONARD		SECRETARY OF STATE LANGEVIN			
	R.		D.		I.		R.		D.			
46-9	36	0	78	0	20	0	69	0	61	0		
47-2	161	9	474	15	77	5	351	15	345	13		
48-4	207	5	554	26	103	6	374	14	487	17		
48-11	114	5	266	4	32	0	190	5	224	4		
49-1	237	9	741	20	144	2	509	14	612	15		
49-3	197	9	681	18	109	9	460	17	512	17		
49-6	146	9	492	17	129	2	321	16	434	9		
49-7	174	13	387	20	94	4	314	22	317	14		
49-10	54	0	258	7	39	1	152	5	198	4		
81-5	265	16	553	24	97	0	441	24	477	18		
81-8	254	10	564	24	95	2	445	24	464	11		
SUB-TOTAL PAPER	1845	85	5048	175	939	31	3626	156	4131	122		
TOWN TOTAL	1930		5223		970		3782		4253			
	ATT. GENERAL PINE		ATT. GENERAL QUINN		ATT. GENERAL ALMONTE		GEN. TREASURER MAYER		GEN. TREASURER JAMES			
	R.		D.		I.		R.		D.			
46-9	107	0	30	0	2	0	110	0	20	0		
47-2	577	23	132	6	11	1	502	22	192	7		
48-4	644	27	229	10	20	0	547	27	295	7		
48-11	332	7	90	2	4	0	294	6	110	2		
49-1	905	27	231	6	17	0	733	22	377	8		
49-3	811	25	194	8	8	0	714	22	262	9		
49-6	570	25	204	3	9	0	490	23	261	4		
49-7	527	26	130	11	12	0	462	27	189	10		
49-10	305	8	56	1	2	0	257	8	91	0		
81-5	780	34	169	10	11	0	646	27	277	15		
81-8	747	30	170	5	18	0	617	23	282	11		
SUB-TOTAL PAPER	6305	232	1635	62	114	1	5372	207	2356	73		
TOWN TOTAL	6537		1697		115		5579		2429			

TABULATION OF VOTES CAST IN THE NOVEMBER 8, 1994 GENERAL ELECTION
FOR FEDERAL AND STATEWIDE OFFICES IN RHODE ISLAND

TIVERTON

	<u>MACH</u>	<u>M.B</u>	<u>MACH</u>	<u>M.B</u>	<u>MACH</u>	<u>M.B</u>	<u>MACH</u>	<u>M.B</u>		
POLL	U.S. SENATE CHAFEE R.		U.S. SENATE KUSHNER D.		CONGRESS-DIST 1 VIGILANTE R.		CONGRESS-DIST 1 KENNEDY D.			
92-1	488	18	247	7	411	18	327	9		
92-3	397	8	346	2	329	3	441	6		
92-4	480	15	323	6	359	9	475	13		
92-5	403	7	289	8	294	5	402	12		
92-6	276	8	241	1	173	5	375	4		
94-1	169	9	33	0	153	8	55	1		
94-2	643	13	351	8	551	15	455	5		
94-3	136	0	122	0	112	0	149	0		
SUB-TOTAL PAPER	2992	78	1952	32	2382	63	2679	50		
TOWN TOTAL	3070		1984		2445		2729			
POLL	GOVERNOR ALMOND R.		GOVERNOR YORK D.		GOVERNOR HEALEY I.					
92-1	375	19	335	6	54	0				
92-3	309	7	399	3	89	0				
92-4	346	10	437	10	73	0				
92-5	326	7	344	9	62	0				
92-6	176	4	322	2	57	2				
94-1	145	9	53	0	13	0				
94-2	415	14	489	6	127	1				
94-3	91	0	156	0	23	0				
SUB-TOTAL PAPER	2183	70	2535	36	498	3				
TOWN TOTAL	2253		2571		501					
	LT. GOVERNOR FEROCE R.		LT. GOVERNOR WEYGAND D.		LT. GOVERNOR JOHNSON I.		SECRETARY OF STATE LEONARD R.		SECRETARY C LANGEV D.	
92-1	191	15	477	9	27	0	348	14	363	10
92-3	179	4	493	4	54	1	299	6	420	3
92-4	178	7	545	14	41	0	318	10	467	12
92-5	158	6	462	11	29	0	283	7	381	10
92-6	102	0	359	8	17	0	165	5	311	4
94-1	73	8	122	1	3	0	131	7	71	2
94-2	261	12	611	7	69	0	480	14	489	5
94-3	74	0	158	0	14	0	88	0	157	0
SUB-TOTAL PAPER	1216	52	3227	54	254	1	2112	63	2659	46
TOWN TOTAL	1268		3281		255		2175		2705	
	ATT.GENERAL PINE R.		ATT.GENERAL QUINN D.		ATT.GENERAL ALMONTE I.		GEN. TREASURER MAYER R.		GEN. TREAS JAMES D.	
92-1	573	19	148	7	6	0	496	18	212	6
92-3	519	8	210	0	26	1	416	6	304	3
92-4	574	16	227	5	16	1	459	15	315	7
92-5	507	12	174	4	11	0	378	10	261	4
92-6	318	7	185	2	10	0	244	5	233	2
94-1	176	9	30	0	4	0	170	7	31	1
94-2	728	15	250	3	22	1	644	16	306	2
94-3	178	0	65	0	7	0	136	0	108	0
SUB-TOTAL PAPER	3573	86	1289	21	102	3	2943	77	1770	25
TOWN TOTAL	3659		1310		105		3020		1795	

TABULATION OF VOTES CAST IN THE NOVEMBER 8, 1994 GENERAL ELECTION
FOR FEDERAL AND STATEWIDE OFFICES IN RHODE ISLAND

WARREN

POLL	MACH		M.B		MACH		M.B		MACH		M.B	
	U.S. SENATE CHAFFEE R.		U.S. SENATE KUSHNER D.		CONGRESS-DIST1 VIGILANTE R.		CONGRESS-DIST 1 KENNEDY D.					
89-1	218	10	157	3	148	4	228	9				
89-2	184	5	104	1	118	5	168	1				
89-3	250	13	135	4	165	5	216	13				
89-4	360	20	23	14	248	11	354	22				
89-5	616	25	307	6	443	21	479	11				
89-5A	146	11	124	7	46	5	203	12				
89-6	231	3	173	6	156	3	256	6				
90-1	190	9	68	4	133	12	132	2				
90-1A	111	1	69	2	73	2	107	1				
SUB-TOTAL PAPER	2306	97	1160	47	1530	68	2143	77				
TOWN TOTAL	2403		1207		1598		2220					
	GOVERNOR ALMOND R.		GOVERNOR YORK D.		GOVERNOR HEALEY I.							
89-1	120	5	137	6	155	2						
89-2	85	3	96	1	128	1						
89-3	117	7	119	4	177	6						
89-4	182	15	213	14	241	7						
89-5	368	19	301	7	297	13						
89-5A	76	5	111	10	107	3						
89-6	110	3	147	3	181	3						
90-1	112	12	74	0	88	2						
90-1A	57	3	71	0	65	0						
SUB-TOTAL PAPER	1227	72	1269	45	1439	37						
TOWN TOTAL	1299		1314		1476							
	LT. GOVERNOR FEROCE R.		LT. GOVERNOR WEYGAND D.		LT. GOVERNOR JOHNSON I.		SECRETARY OF STATE LEONARD R.		SECRETARY OF STATE LANGEVIN D.			
89-1	103	3	240	8	25	1	145	5	220	8		
89-2	61	3	185	1	20	0	135	4	142	2		
89-3	82	4	264	11	27	0	168	7	215	9		
89-4	135	9	418	21	38	0	274	16	318	13		
89-5	215	10	647	17	54	2	457	22	455	11		
89-5A	36	3	215	8	16	0	89	6	181	7		
89-6	79	1	286	6	24	1	163	5	225	3		
90-1	73	8	161	3	15	1	122	11	127	3		
90-1A	35	1	129	2	12	0	68	2	108	1		
SUB-TOTAL PAPER	819	42	2545	77	231	5	1621	78	1991	57		
TOWN TOTAL	861		2622		236		1699		2048			
	ATT.GENERAL PINE R.		ATT.GENERAL QUINN D.		ATT.GENERAL ALMONTE I.		GEN.TREASURER MAYER R.		GEN.TREASURER JAMES D.			
89-1	267	8	105	3	12	1	228	10	147	3		
89-2	210	5	71	1	6	0	199	5	82	1		
89-3	280	12	100	3	11	0	247	12	131	4		
89-4	456	17	140	9	14	2	392	15	200	11		
89-5	735	29	191	3	19	1	657	27	267	4		
89-5A	171	9	95	5	8	0	138	12	127	5		
89-6	285	6	107	2	13	0	237	5	161	3		
90-1	212	13	46	0	3	1	181	12	69	0		
90-1A	137	3	45	0	7	0	113	3	65	0		
SUB-TOTAL PAPER	2753	102	900	26	93	5	2392	101	1249	31		
TOWN TOTAL	2855		926		98		2493		1280			

TABULATION OF VOTES CAST IN THE NOVEMBER 8, 1994 GENERAL ELECTION
FOR FEDERAL AND STATEWIDE OFFICES IN RHODE ISLAND

WARWICK

POLL	<u>MACH</u>		<u>M.B</u>		<u>MACH</u>		<u>M.B</u>		<u>MACH</u>		<u>M.B</u>	
	U.S. SENATE CHAFEE		U.S. SENATE KUSHNER		CONGRESS-DIST 2 ELLIOT		CONGRESS-DIST 2 REED					
	R.		D.		R.		D.		R.		D.	
25-1	115	4	80	4	51	1	139	6				
25-2	185	3	86	2	73	2	188	3				
25-4	166	2	110	0	65	0	198	4				
25-5	61	1	68	7	15	1	104	1				
28-1	216	5	115	5	78	1	243	9				
29-1	577	22	228	8	254	13	523	17				
29-2	637	19	273	4	270	9	613	14				
29-2A	670	31	301	10	308	23	623	16				
29-3	782	32	237	9	373	19	618	22				
29-4	67	0	34	0	20	0	82	0				
29-5	56	0	31	4	18	0	63	4				
29-6	345	4	175	3	146	0	355	6				
30-1	482	5	291	5	203	3	525	7				
30-2	602	12	288	4	252	4	560	12				
30-3	441	14	231	4	187	7	457	10				
30-4	552	9	273	11	199	5	586	16				
30-5	573	13	270	5	218	3	591	15				
32-1	583	6	325	3	241	4	525	5				
32-2	622	11	316	8	254	6	640	13				
32-3	605	15	300	12	226	8	639	18				
32-4	369	6	221	8	191	4	382	13				
32-5	566	9	326	3	259	4	599	10				
32-6	89	1	58	0	38	0	103	1				
33-1	39	3	31	0	22	3	48	0				
33-2	574	30	339	16	234	14	659	31				
33-3	421	6	221	10	196	0	419	16				
33-4	500	10	328	12	217	3	597	19				
33-5	831	30	304	10	375	17	708	22				
33-6	161	5	137	0	77	0	207	1				
34-1	264	11	168	3	105	0	294	7				
34-2	431	10	377	4	202	0	569	5				
34-3	438	10	309	2	158	3	556	9				
34-4	540	7	263	5	235	0	529	5				
34-5	649	19	292	11	311	11	599	19				
34-6	141	2	85	2	48	2	160	1				
35-1	434	10	238	5	185	5	449	11				
35-2	269	6	165	2	100	3	311	4				
35-3	201	1	82	2	73	1	202	2				
35-4	879	26	471	6	364	10	939	30				
35-5	195	6	92	0	88	0	188	5				
35-6	868	18	401	8	374	5	811	17				
35-7	11	1	11	0	8	0	13	1				
36-1	613	15	209	0	229	5	548	13				
36-2	934	35	261	18	427	22	729	29				
36-3	407	14	224	0	185	7	408	9				
36-4	555	32	139	9	241	22	430	20				
36-5	380	13	118	2	169	10	316	5				
36-6	448	10	161	5	225	10	364	6				
37-1	696	20	250	6	307	15	602	12				
37-2	150	0	62	0	80	0	122	0				
37-3	593	57	234	40	259	40	542	52				
37-3A	569	3	231	0	240	0	521	1				
37-4	475	9	174	6	224	6	398	7				
37-5	386	24	236	10	173	14	413	18				
37-6	57	0	30	1	26	0	54	1				
43-1	284	17	76	7	125	10	208	20				
SUB-TOTAL PAPER	23754	684	11356	321	10221	355	23269	620				
CITY TOTAL	24438		11677		10576		23889					

TABULATION OF VOTES CAST IN THE NOVEMBER 8, 1994 GENERAL ELECTION
FOR FEDERAL AND STATEWIDE OFFICES IN RHODE ISLAND

WARWICK

POLL	<u>MACH</u>	<u>M.B</u>	<u>MACH</u>	<u>M.B</u>	<u>MACH</u>	<u>M.B</u>
	GOVERNOR ALMOND R.		GOVERNOR YORK D.		GOVERNOR HEALEY I.	
25-1	87	5	101	3	17	0
25-2	117	3	136	2	21	0
25-4	114	0	63	4	38	0
25-5	51	3	82	5	6	0
28-1	138	5	181	5	32	0
29-1	446	21	307	7	82	1
29-2	482	17	377	7	74	2
29-2A	493	28	432	12	70	1
29-3	609	28	361	10	90	4
29-4	46	0	47	0	15	0
29-5	30	1	45	3	13	0
29-6	265	3	221	4	46	0
30-1	323	4	374	4	84	2
30-2	418	8	392	8	76	0
30-3	329	14	285	4	83	0
30-4	404	7	374	8	74	3
30-5	414	5	369	12	80	1
32-1	419	6	428	2	84	1
32-2	460	10	405	8	104	0
32-3	409	14	418	9	101	3
32-4	249	4	282	11	79	0
32-5	376	7	450	8	102	0
32-6	45	1	88	0	21	0
33-1	28	3	40	0	6	0
33-2	418	24	439	24	87	0
33-3	300	5	290	13	74	0
33-4	346	5	411	15	114	2
33-5	606	22	424	15	130	0
33-6	96	0	185	1	40	1
34-1	200	10	190	4	55	1
34-2	289	10	431	4	120	0
34-3	282	9	404	2	84	0
34-4	419	8	316	3	84	0
34-5	514	18	353	11	108	2
34-6	103	2	112	0	15	2
35-1	319	9	297	5	68	2
35-2	186	5	223	2	35	0
35-3	126	1	130	1	35	1
35-4	610	22	610	12	148	5
35-5	130	3	128	3	33	0
35-6	661	17	532	10	121	2
35-7	10	0	9	1	3	0
36-1	467	8	305	10	63	0
36-2	754	30	373	20	95	2
36-3	331	11	298	6	33	0
36-4	409	31	250	11	45	0
36-5	268	10	180	5	57	0
36-6	343	9	221	7	52	0
37-1	531	15	339	11	94	0
37-2	105	0	85	0	33	0
37-3	445	54	351	45	69	0
37-3A	433	0	327	1	67	0
37-4	361	8	253	6	50	0
37-5	313	18	292	15	43	0
37-6	41	1	43	0	3	0
43-1	208	18	127	8	30	0
SUB-TOTAL	17376	580	15186	407	3486	38
PAPER						
CITY TOTAL	17956		15593		3524	

TABULATION OF VOTES CAST IN THE NOVEMBER 8, 1994 GENERAL ELECTION
FOR FEDERAL AND STATEWIDE OFFICES IN RHODE ISLAND

WARWICK

POLL	MACH		M.B		MACH		M.B		MACH		M.B		MACH		M.B	
	LT. GOVERNOR		LT. GOVERNOR		LT. GOVERNOR		SECRETARY OF STATE		SECRETARY OF STA							
	FEROCE		WEYGAND		JOHNSON		LEONARD		LANGEVIN							
	R.		D.		I.		R.		D.							
25-1	51	1	130	6	7	0	69	0	120	6						
25-2	78	0	171	4	19	1	103	4	165	0						
25-4	57	4	195	0	15	1	106	3	169	0						
25-5	16	0	106	8	1	0	35	2	92	7						
28-1	79	0	223	7	30	2	129	2	206	5						
29-1	198	8	539	13	56	1	293	13	520	9						
29-2	216	8	625	11	52	3	317	11	598	9						
29-2A	238	22	635	14	65	1	351	21	625	16						
29-3	289	20	651	16	86	5	453	17	626	22						
29-4	14	0	82	0	5	0	31	0	74	0						
29-5	21	0	60	3	4	0	28	1	55	3						
29-6	116	0	351	6	42	0	186	3	338	4						
30-1	183	4	527	5	41	0	288	4	474	6						
30-2	216	0	547	14	58	1	304	5	544	10						
30-3	181	5	408	11	59	1	229	6	434	11						
30-4	191	4	563	13	44	1	287	4	531	14						
30-5	204	2	561	14	44	1	292	8	533	9						
32-1	182	7	641	2	54	0	321	6	574	3						
32-2	211	4	543	14	57	0	337	8	608	12						
32-3	215	8	609	17	64	0	332	4	574	15						
32-4	123	3	407	11	46	0	237	5	344	10						
32-5	220	0	556	11	86	1	321	7	569	6						
32-6	36	1	92	0	12	0	60	1	82	0						
33-1	18	3	46	0	5	0	27	3	44	0						
33-2	211	11	620	26	66	2	307	16	603	29						
33-3	150	8	421	10	48	0	252	5	384	12						
33-4	197	3	557	14	62	0	285	4	540	14						
33-5	326	13	697	20	93	0	456	17	667	16						
33-6	82	0	191	1	26	0	111	4	187	1						
34-1	101	0	281	5	21	0	166	11	245	3						
34-2	193	8	533	4	60	0	268	9	527	5						
34-3	137	4	519	7	63	0	234	5	504	6						
34-4	182	8	535	3	55	0	299	7	494	4						
34-5	249	9	568	17	63	1	359	13	585	14						
34-6	43	2	159	1	19	1	71	0	151	3						
35-1	139	4	463	11	43	0	241	5	423	10						
35-2	87	2	302	2	25	4	155	4	273	2						
35-3	61	1	197	2	18	1	99	1	185	2						
35-4	309	8	938	24	81	2	496	21	845	17						
35-5	76	3	192	3	16	0	109	4	178	2						
35-6	323	6	809	13	91	2	516	10	734	18						
35-7	6	0	14	1	1	0	12	0	9	1						
36-1	193	3	57	13	42	0	326	9	471	7						
36-2	369	23	718	24	73	2	552	25	630	25						
36-3	187	6	404	9	19	0	226	6	393	7						
36-4	216	23	426	16	35	0	315	28	370	12						
36-5	147	9	311	5	33	0	226	8	257	5						
36-6	171	6	389	10	35	0	269	7	331	8						
37-1	235	13	620	12	73	0	392	14	550	10						
37-2	69	0	123	0	16	0	98	0	103	0						
37-3	202	41	566	43	43	0	354	44	477	51						
37-3A	239	0	494	1	42	0	328	0	461	1						
37-4	196	6	403	4	35	0	272	4	367	3						
37-5	209	16	376	10	18	0	244	13	347	13						
37-6	25	0	55	1	2	0	35	0	46	1						
43-1	108	11	209	14	26	0	171	18	176	7						
SUB-TOTAL	8791	351	22415	526	2295	34	13380	450	21412	486						
PAPER																
CITY TOTAL	9142		22941		2329		13830		21898							

TABULATION OF VOTES CAST IN THE NOVEMBER 8, 1994 GENERAL ELECTION
FOR FEDERAL AND STATEWIDE OFFICES IN RHODE ISLAND

WARWICK

POLL	MACH		M.B		MACH		M.B		MACH		M.B	
	ATT.GENERAL PINE R.		ATT.GENERAL QUINN D.		ATT.GENERAL ALMONTE I.		GEN.TREASURER MAYER R.		GEN.TREASURER JAMES D.			
25-1	150	4	45	0	4	0	113	2	79	4		
25-2	223	4	43	0	6	0	177	3	86	0		
25-4	214	1	61	3	4	0	175	2	90	0		
25-5	91	5	43	0	3	0	60	2	57	6		
28-1	257	7	83	3	4	0	226	6	106	3		
29-1	685	25	137	3	5	1	568	22	244	5		
29-2	742	20	175	3	9	2	632	11	254	11		
29-2A	759	36	194	4	11	0	655	32	293	8		
29-3	911	32	142	9	11	0	811	27	224	13		
29-4	79	0	25	0	1	0	63	0	39	0		
29-5	64	2	17	0	1	0	52	1	31	3		
29-6	413	5	93	2	15	0	333	6	173	2		
30-1	613	9	154	1	10	0	497	5	255	5		
30-2	717	14	148	0	7	0	578	13	252	2		
30-3	529	15	143	0	15	1	423	12	231	6		
30-4	673	12	155	8	7	0	547	9	255	9		
30-5	675	14	162	9	9	0	525	8	291	10		
32-1	732	6	171	3	10	0	590	7	283	2		
32-2	760	13	173	0	16	0	590	13	316	6		
32-3	725	20	185	8	11	2	626	18	262	8		
32-4	475	10	114	5	13	0	366	9	212	5		
32-5	657	11	222	2	31	1	570	10	297	0		
32-6	107	0	33	1	3	0	91	1	47	0		
33-1	54	3	16	0	2	0	46	3	24	0		
33-2	683	34	229	13	14	0	555	23	323	17		
33-3	497	12	146	7	11	0	409	13	223	5		
33-4	636	14	196	8	15	0	500	14	305	6		
33-5	946	31	187	8	11	0	776	26	322	12		
33-6	207	5	97	0	6	0	160	4	133	1		
34-1	343	12	79	3	13	0	258	12	149	0		
34-2	619	14	186	1	18	0	481	14	298	2		
34-3	548	9	196	2	15	0	428	8	288	4		
34-4	666	10	128	0	10	0	530	9	256	3		
34-5	783	26	156	7	18	0	668	23	280	8		
34-6	174	1	49	2	3	1	146	1	74	3		
35-1	531	16	140	2	8	0	426	13	227	4		
35-2	324	6	104	0	5	0	260	5	151	1		
35-3	237	3	49	0	2	0	187	2	91	1		
35-4	1063	32	275	6	25	2	856	28	469	8		
35-5	218	5	64	1	9	0	182	3	91	2		
35-6	1026	17	245	6	15	1	871	15	384	8		
35-7	19	1	2	0	1	0	18	1	3	0		
36-1	691	14	120	4	14	0	595	12	203	4		
36-2	1027	37	172	15	7	0	912	35	244	15		
36-3	470	13	166	4	8	0	378	11	236	6		
36-4	574	37	117	3	2	0	508	32	164	8		
36-5	418	12	76	3	6	0	356	12	126	3		
36-6	517	14	85	2	11	0	428	13	166	2		
37-1	799	22	143	4	13	0	698	21	233	5		
37-2	172	0	38	0	4	0	153	0	56	0		
37-3	719	61	118	32	11	1	586	55	227	43		
37-3A	656	3	136	0	11	0	543	0	231	1		
37-4	530	10	112	4	11	1	432	9	203	6		
37-5	472	21	140	12	12	0	368	19	228	12		
37-6	66	1	17	0	2	0	53	1	29	0		
43-1	310	22	46	2	6	2	284	22	70	2		
SUB-TOTAL PAPER	28246	783	6748	215	525	15	23319	678	10884	300		
CITY TOTAL	29029		6963		540		23997		11184			

TABULATION OF VOTES CAST IN THE NOVEMBER 8, 1994 GENERAL ELECTION
FOR FEDERAL AND STATEWIDE OFFICES IN RHODE ISLAND

WESTERLY

POLL	MACH		M.B		MACH		M.B		MACH		M.B	
	U.S. SENATE CHAFEE R.		U.S. SENATE KUSHNER D.		CONGRESS-DIST 2 ELLIOT R.		CONGRESS-DIST 2 REED D.					
16-5	162	5	145	2	143	5	167	3				
50-1	302	16	227	8	229	9	314	15				
50-2	271	10	245	9	221	10	316	10				
50-3	247	10	111	8	177	8	197	10				
50-4	365	7	201	7	287	3	290	11				
50-5	459	21	242	10	328	11	372	21				
51-1	383	17	192	10	291	14	289	14				
51-2	405	22	234	6	321	18	329	10				
51-3	447	29	177	11	321	22	296	17				
51-4	485	35	178	11	421	37	257	8				
51-5	315	20	128	3	233	13	227	10				
51-6	401	15	160	4	290	7	267	12				
SUB-TOTAL PAPER	4242	207	2240	89	3262	157	3321	141				
TOWN TOTAL	4449		2329		3419		3462					
	GOVERNOR ALMOND R.		GOVERNOR YORK D.		GOVERNOR HEALEY I.							
16-5	126	6	162	2	34	0						
50-1	242	11	295	13	26	0						
50-2	218	13	317	6	35	0						
50-3	183	10	174	8	27	0						
50-4	282	7	270	8	30	0						
50-5	369	19	325	10	41	1						
51-1	310	16	265	11	33	0						
51-2	330	20	308	9	33	0						
51-3	367	27	264	12	26	0						
51-4	419	35	237	10	37	1						
51-5	252	17	191	6	34	0						
51-6	328	11	221	8	30	1						
SUB-TOTAL PAPER	3426	192	3029	103	386	3						
TOWN TOTAL	3618		3132		389							
	LT. GOVERNOR FEROCE R.		LT. GOVERNOR WEYGAND D.		LT. GOVERNOR JOHNSON I.		SECRETARY OF STATE LEONARD R.		SECRETARY OF STATE LANGEVIN D.			
16-5	73	4	193	4	19	0	143	4	152	4		
50-1	137	9	333	15	30	0	216	8	293	15		
50-2	133	8	327	11	26	0	209	6	287	13		
50-3	109	3	218	14	16	0	182	9	162	8		
50-4	154	4	353	10	34	0	277	7	259	8		
50-5	199	8	432	17	29	1	310	9	349	20		
51-1	179	11	327	16	35	0	276	12	267	13		
51-2	175	4	402	20	25	0	301	14	303	11		
51-3	211	15	359	23	11	0	309	21	284	17		
51-4	285	22	329	22	27	1	367	30	280	16		
51-5	143	8	254	14	31	0	219	16	204	6		
51-6	181	8	330	10	33	2	308	10	239	8		
SUB-TOTAL PAPER	1979	104	3857	176	316	4	3117	146	3079	139		
TOWN TOTAL	2083		4033		320		3263		3218			
	ATT.GENERAL PINE R.		ATT.GENERAL QUINN D.		ATT.GENERAL ALMONTE I.		GEN.TREASURER MAYER R.		GEN.TREASURER JAMES D.			
16-5	179	5	108	3	13	0	184	5	104	2		
50-1	346	14	163	8	22	1	269	10	213	12		
50-2	341	14	181	5	14	0	243	11	231	8		
50-3	265	13	94	4	3	1	220	9	106	7		
50-4	422	11	129	4	13	0	332	7	183	7		
50-5	537	17	152	5	12	0	418	17	224	10		
51-1	412	17	141	9	15	0	363	14	166	11		
51-2	458	19	161	5	22	1	367	18	217	5		
51-3	493	35	108	4	15	0	406	27	163	9		
51-4	534	40	116	6	14	0	468	39	147	6		
51-5	346	21	93	2	13	0	290	18	135	4		
51-6	445	15	107	5	10	0	391	15	139	4		
SUB-TOTAL PAPER	4778	221	1553	60	166	3	3951	190	2028	85		
TOWN TOTAL	4999		1613		169		4141		2113			

TABULATION OF VOTES CAST IN THE NOVEMBER 8, 1994 GENERAL ELECTION
FOR FEDERAL AND STATEWIDE OFFICES IN RHODE ISLAND

WEST GREENWICH

POLL	MACH		M.B		MACH		M.B		MACH		M.B			
	U.S. SENATE CHAFEE R.		U.S. SENATE KUSHNER D.		CONGRESS-DIST 2 ELLIOT R.		CONGRESS-DIST 2 REED D.		GOVERNOR ALMOND R.		GOVERNOR YORK D.		GOVERNOR HEALEY I.	
31-2	466	15	273	12	267	7	442	20	337	11	333	16	94	1
52-1	570	21	282	16	357	20	469	18	460	21	291	15	123	2
52-3	500	16	240	5	306	4	406	15	440	15	257	5	75	1
SUB-TOTAL PAPER	1536	52	795	33	930	31	1317	53	1237	47	881	36	292	4
TOWN TOTAL	1588		828		961		1370		1284		917		296	
	LT. GOVERNOR FEROCE R.		LT. GOVERNOR WEYGAND D.		LT. GOVERNOR JOHNSON I.									
31-2	229	7	435	18	50	1								
52-1	309	19	441	18	66	1								
52-3	256	4	412	14	48	1								
SUB-TOTAL PAPER	794	30	1288	50	164	3								
TOWN TOTAL	824		1338		167									
	SECRETARY OF STATE LEONARD R.		SECRETARY OF STATE LANGEVIN D.											
31-2	357	10	362	17										
52-1	423	17	403	21										
52-3	351	8	360	12										
SUB-TOTAL PAPER	1131	35	1125	50										
TOWN TOTAL	1166		1175											
	ATT.GENERAL PINE R.		ATT.GENERAL QUINN D.		ATT.GENERAL ALMONTE I.		GEN.TREASURER MAYER R.		GEN.TREASU JAMES D.					
31-2	525	20	192	6	15	1	481	16	223	11				
52-1	690	31	153	7	15	0	573	24	242	14				
52-3	609	18	131	3	13	0	494	16	207	5				
SUB-TOTAL PAPER	1824	69	476	16	43	1	1548	56	672	30				
TOWN TOTAL	1893		492		44		1604		702					

TABULATION OF VOTES CAST IN THE NOVEMBER 8, 1994 GENERAL ELECTION
FOR FEDERAL AND STATEWIDE OFFICES IN RHODE ISLAND

WEST WARWICK

POLL	<u>MACH</u> <u>M.B</u>		<u>MACH</u> <u>M.B</u>		<u>MACH</u> <u>M.B</u>		<u>MACH</u> <u>M.B</u>	
	U.S. SENATE CHAFEE R.		U.S. SENATE KUSHNER D.		CONGRESS-DIST 2 ELLIOT R.		CONGRESS-DIST 2 REED D.	
38-1	495	13	313	12	252	7	539	18
38-2	90	3	32	0	44	1	72	2
38-3	377	8	267	8	204	4	424	12
38-4	103	5	88	4	58	3	124	7
38-5	288	1	180	1	152	2	302	0
38-6	271	11	175	8	133	5	306	13
39-1	460	26	271	9	195	8	501	30
39-2	443	8	280	9	190	4	509	14
39-3	394	14	272	13	185	7	475	21
39-4	334	12	279	7	161	5	437	15
39-5	144	3	112	2	55	2	184	3
40-1	413	11	244	3	189	2	433	12
40-2	335	5	200	4	176	4	339	5
40-3	158	4	127	2	76	2	202	4
40-4	499	12	241	7	213	5	484	15
40-5	432	0	219	0	197	0	443	0
40-6	629	28	319	7	280	7	640	29
SUB-TOTAL	5865	164	3619	96	2760	68	6414	200
PAPER	7		3		3		6	
TOWN TOTAL	6036		3718		2831		6620	

POLL	GOVERNOR ALMOND R.		GOVERNOR YORK D.		GOVERNOR HEALEY I.	
	38-1	370	15	376	9	92
38-2	68	3	39	0	17	0
38-3	315	10	301	5	75	1
38-4	81	8	97	2	24	0
38-5	249	2	191	0	49	0
38-6	242	11	171	6	53	1
39-1	398	26	315	11	73	0
39-2	339	8	341	10	70	0
39-3	343	16	302	12	72	0
39-4	262	11	308	8	68	1
39-5	125	2	124	3	15	0
40-1	331	9	278	5	62	0
40-2	267	5	216	4	62	0
40-3	132	4	116	1	44	1
40-4	388	10	322	7	45	2
40-5	361	0	255	0	70	0
40-6	479	27	381	7	109	2
SUB-TOTAL	4750	167	4133	90	1000	9
PAPER	2		6		2	
TOWN TOTAL	4919		4229		1011	

POLL	LT. GOVERNOR FEROCE R.		LT. GOVERNOR WEYGAND D.		LT. GOVERNOR JOHNSON I.		SECRETARY OF STATE LEONARD R.		SECRETARY OF STATE LANGEVIN D.	
	38-1	313	10	447	14	48	0	329	8	466
38-2	46	1	68	2	6	0	48	1	72	2
38-3	268	3	345	13	32	0	276	7	371	10
38-4	71	8	105	0	12	2	75	4	113	6
38-5	210	0	239	2	12	0	202	1	267	1
38-6	198	7	236	12	20	0	181	5	270	14
39-1	288	16	409	22	31	0	296	17	417	22
39-2	301	14	381	2	34	2	298	9	402	8
39-3	283	13	366	12	26	3	284	14	377	14
39-4	251	7	336	13	17	0	257	9	342	10
39-5	101	2	138	3	7	0	102	4	146	1
40-1	273	2	353	12	24	0	271	7	373	7
40-2	225	3	273	6	24	0	222	5	295	4
40-3	107	2	165	4	14	0	108	4	172	2
40-4	286	5	411	12	26	1	325	10	396	9
40-5	299	0	338	0	28	0	277	0	380	0
40-6	392	17	503	17	49	0	420	18	519	18
SUB-TOTAL	3912	110	5113	146	410	8	3971	123	5378	143
PAPER	5		5		0		5		4	
TOWN TOTAL	4027		5264		418		4099		5525	

TABULATION OF VOTES CAST IN THE NOVEMBER 8, 1994 GENERAL ELECTION
FOR FEDERAL AND STATEWIDE OFFICES IN RHODE ISLAND

WEST WARWICK

POLL	MACH		M.B		MACH		M.B		MACH		M.B		MACH		M.B	
	ATT.GENERAL PINE R.		ATT.GENERAL QUINN D.		ATT.GENERAL ALMONTE I.		GEN.TREASURER MAYER R.		GEN.TREASURER JAMES D.							
38-1	572	18	233	5	17	1	451	14	326	9						
38-2	91	3	28	0	3	0	87	3	33	0						
38-3	471	11	172	5	20	0	364	9	252	6						
38-4	140	10	41	0	6	0	117	9	62	1						
38-5	383	2	88	0	8	0	309	1	141	1						
38-6	365	13	80	5	15	1	296	12	149	7						
39-1	549	28	169	8	21	0	444	22	247	14						
39-2	539	13	169	4	17	0	442	13	260	4						
39-3	517	26	158	2	15	0	424	19	233	9						
39-4	431	16	172	4	15	0	339	13	252	6						
39-5	190	3	66	2	3	0	153	4	88	1						
40-1	513	13	132	1	14	0	404	11	225	3						
40-2	408	7	118	1	11	1	325	8	188	1						
40-3	219	5	66	1	6	0	171	3	109	3						
40-4	620	15	118	3	7	1	503	14	221	5						
40-5	541	0	126	0	10	0	445	0	203	0						
40-6	778	33	155	4	22	1	620	23	274	12						
SUB-TOTAL	7327	216	2091	45	210	5	5894	178	3263	82						
PAPER	6		3		0		8		2							
TOWN TOTAL	7549		2139		215		6080		3347							

WOONSOCKET

POLL	U.S. SENATE CHAFEE R.		U.S. SENATE KUSHNER D.		CONGRESS-DIST 1 VIGILANTE R.		CONGRESS-DIST 1 KENNEDY D.	
	62-1	226	3	202	4	177	0	265
62-2	235	6	174	2	189	3	213	4
62-3	341	3	199	2	245	3	298	5
63-1	159	11	181	4	127	5	246	9
63-2	247	7	168	4	190	7	238	3
63-3	328	4	242	2	253	2	357	3
63-4	367	6	177	1	303	3	246	4
63-5	85	0	72	2	51	0	113	2
64-1	432	20	321	12	356	13	416	17
64-2	475	13	306	5	388	6	426	14
64-3	378	6	234	3	261	4	376	5
65-1	309	8	252	14	284	7	299	17
65-2	391	6	231	7	359	5	356	7
65-3	406	5	285	2	314	4	394	4
65-4	79	2	75	2	76	2	85	0
66-1	279	4	238	1	228	0	301	5
66-2	330	7	237	1	270	3	313	5
66-3	412	10	214	10	333	6	301	15
66-4	479	5	334	10	365	6	478	8
SUB-TOTAL	5958	126	4142	88	4769	79	5721	134
PAPER								
TOWN TOTAL	6084		4230		4848		5855	

POLL	GOVERNOR ALMOND R.		GOVERNOR YORK D.		GOVERNOR HEALEY I.	
	62-1	229	3	204	4	20
62-2	213	6	188	3	33	0
62-3	293	4	238	2	28	0
63-1	178	7	193	11	12	2
63-2	215	7	178	1	40	2
63-3	334	2	248	4	37	0
63-4	332	2	192	4	40	1
63-5	72	0	87	3	8	0
64-1	404	17	330	15	55	0
64-2	445	9	331	10	52	0
64-3	325	7	279	2	39	0
65-1	324	14	248	13	25	1
65-2	382	9	295	4	56	0
65-3	363	6	321	1	44	0
65-4	76	1	77	2	16	1
66-1	278	1	244	3	32	0
66-2	312	7	265	1	34	0
66-3	407	7	229	14	24	0
66-4	425	7	391	6	40	1
SUB-TOTAL	5607	116	4538	103	635	8
PAPER						
TOWN TOTAL	5723		4641		643	


TABULATION OF VOTES CAST IN THE NOVEMBER 8, 1994 GENERAL ELECTION
FOR FEDERAL AND STATEWIDE OFFICES IN RHODE ISLAND

WOONSOCKET

POLL	<u>MACH</u> <u>M.B</u>		<u>MACH</u> <u>M.B</u>		<u>MACH</u> <u>M.B</u>		<u>MACH</u> <u>M.B</u>		<u>MACH</u> <u>M.B</u>	
	LT. GOVERNOR FEROCE R.		LT. GOVERNOR WEYGAND D.		LT. GOVERNOR JOHNSON I.		SECRETARY OF STATE LEONARD R.		SECRETARY OF STATE LANGEVIN D.	
62-1	83	1	292	7	24	0	169	3	242	7
62-2	93	1	275	6	18	0	187	3	202	5
62-3	119	2	369	3	20	1	244	4	277	4
63-1	60	4	237	5	11	2	111	3	232	8
63-2	105	3	268	6	23	1	216	6	182	2
63-3	137	2	377	3	27	0	275	2	272	3
63-4	130	1	369	1	25	1	267	3	264	2
63-5	27	0	105	2	7	0	57	0	87	2
64-1	130	7	561	14	37	1	350	12	386	17
64-2	162	1	569	12	28	0	385	6	390	11
64-3	119	0	447	8	31	0	288	1	310	7
65-1	135	5	391	16	19	1	259	6	307	18
65-2	162	4	460	6	27	1	295	7	367	4
65-3	145	4	489	3	33	1	313	4	357	3
65-4	35	0	100	3	12	0	70	4	83	1
66-1	109	0	369	1	19	1	215	2	279	1
66-2	118	2	408	4	21	0	263	1	330	6
66-3	152	5	422	14	23	0	325	4	293	15
66-4	152	0	605	11	28	0	379	4	413	10
SUB-TOTAL PAPER	2173	42	7113	125	433	10	4668	75	5273	126
TOWN TOTAL	2215	-	7238		443		4743		5399	

POLL	<u>ATT.GENERAL</u> <u>PINE</u> R.		<u>ATT.GENERAL</u> <u>QUINN</u> D.		<u>ATT.GENERAL</u> <u>ALMONTE</u> I.		<u>GEN.TREASURER</u> <u>MAYER</u> R.		<u>GEN.TREASURE</u> <u>JAMES</u> D.	
	62-1	326	5	107	5	5	1	242	3	161
62-2	313	9	91	0	10	0	236	4	150	5
62-3	428	6	98	1	11	0	333	5	178	2
63-1	234	11	106	4	17	2	157	10	143	7
63-2	333	12	78	0	14	0	265	7	133	2
63-3	445	3	132	3	18	0	321	2	216	3
63-4	457	4	89	2	9	1	361	4	168	3
63-5	114	0	37	2	6	0	82	0	55	2
64-1	604	22	146	9	15	4	495	17	231	15
64-2	637	14	143	5	16	0	509	10	251	10
64-3	504	8	115	2	10	0	384	5	213	4
65-1	458	8	105	18	11	0	347	8	189	17
65-2	557	12	134	1	10	0	397	8	247	5
65-3	533	7	153	1	19	0	428	5	234	3
65-4	111	3	43	1	5	0	94	4	55	0
66-1	403	4	119	0	9	0	289	2	198	2
66-2	455	8	164	0	10	0	347	4	207	2
66-3	528	11	100	10	5	0	415	9	193	12
66-4	639	8	174	8	10	0	509	8	276	6
SUB-TOTAL PAPER	8079	155	2134	72	210	8	6211	115	3498	105
TOWN TOTAL	8234		2206		218		6326		3603	

VOTES CAST FOR
MEMBERS OF THE GENERAL ASSEMBLY
SENATORS



THE CANDIDATES FOR SENATORS AND REPRESENTATIVES IN THE GENERAL ASSEMBLY FROM THE SEVERAL SENATORIAL AND REPRESENTATIVE DISTRICTS AT THIS ELECTION WERE:

DIST. No.	SENATORS		
	DEMOCRAT	REPUBLICAN	INDEPENDENT
1.	MARYELLEN GOODWIN		DANIEL J. GRZYCH
2.	JOHN M. RONEY	STEVEN FRIAS	
3.	RHODA E. PERRY	EDITH R. LAWSON	
4.	DOMINICK J. RUGGERIO	JAMES S. REYNOLDS	ANN CAMILLE MARTIN
5.	CATHERINE E. GRAZIANO	MARK MEENAN	
6.	EDWARD F. HOLLAND	R. HAROLD THOMAS	
7.	ROBERT J. PALAZZO		
8.	FRANK T. CAPRIO	NAOMI DAVIS YOUNG	
9.	CHARLES D. WALTON	AMELIO CIOFFI	
10.	ROBERT T. KELLS	EDWARD K. HOOKS	
11.	WILLIAM P. FITZPATRICK		
12.	JOHN R. O'LEARY		
13.	THOMAS J. IZZO	LOUIS ANTHONY SCUDIERY	
14.	ELEANOR C. SASSO	STEVEN VOCCOLA	
15.	EDWARD J. LAWRENCE	PETER L. WILKINSON	
16.	MICHAEL J. MCCAFFREY	THOMAS PAUL STONE	
17.	WILLIAM A. WALASKA	STEVEN ARCHER	
18.	JOHN C. REVENS, JR.	NORMAN L. SEIDERS	
19.	STEPHEN D. ALVES	LOUIS F. VASTANO, JR.	
20.	JENNIE D. DAY	ROBERT E. DICARLO	
21.	GWENDOLYN M. WESTERMAN	LEO R. BLAIS	ERNEST J. PERRAS, JR.
22.	J. MICHAEL LENIHAN		HOWARD A. ALLEN
23.	GEORGE P. GALLAGHER	ROBIN PORTER	
24.	DOMENIC A. DISANDRO, III	KENNETH A. CAPALBO	
25.	E. ROBERT CORRIGAN, JR.	W. MICHAEL SULLIVAN	
26.		DENNIS L. ALGIERE	
27.	CHARLES J. FOGARTY	RICHARD N. MULLIGAN	
28.	JOSEPH M. POLISENA	ROBERT R. LARRIVEE	
29.	PAUL J. PANICHAS	MICHAEL J. FLYNN	
30.	PAUL S. KELLY		
31.	MARC A. COTE	ROGER R. NAULT	
32.	ROGER BADEAU	LUCIEN N. PRATT	
33.	SANDRA K. HANAWAY	NATHAN THOMAS JONES	
34.	JONATHAN F. OSTER	MICHAEL R. DEBATT	
35.	DANIEL J. ISSA		WILFRED R. DEMEULE
36.	JOHN A. CELONA	DENIS T. TEAGUE	
37.	JOSEPH A. MONTALBANO		
38.	JOHN F. MCBURNEY, III		
39.	WILLIAM V. IRONS	PAUL A. DINSMORE	
40.	THOMAS R. CODERRE	HOLLY J. FOURNIER	
41.	RAYMOND LEE CAPOBIANCO	BRADFORD GORHAM	
42.	PAUL J. TAVARES		
43.	JAMES P. MCSTAY	GILBERT W. MEDEIROS	
44.		DAVID E. BATES	
45.		MARY A. PARELLA	
46.	HELEN M. MATHIEU	GEORGE A. EASLEY	
47.	WILLIAM ENOS	KAREN F. CARROLL	
48.		JUNE N. GIBBS	
49.	M. TERESA PAIVA-WEED	ELLEN MARY McDONAGH	
50.		J. CLEMENT CICILLINE	

TABULATION FOR NOVEMBER 8, 1994
STATE SENATE RACES

SENATE 1	MACHIP MAIL Maryellen GOODWIN (D)		MACHIP MAIL Daniell GRZYCH (I)	
PROVIDENCE				
1-1	189	7	95	3
1-3	22	0	14	0
1-4	245	1	93	3
1-8	315	4	122	2
7-4	131	6	78	3
7-5	552	48	359	18
7-6	250	15	97	2
7-7	13	2	1	0
7-8	50	0	34	0
8-4	56	2	17	0
8-8	161	6	69	2
10-3	344	4	257	6
14-7 paper	10	0	2	0
14-8	182	1	76	1
SUB-TOTAL	2520	96	1314	40
PAPER	2		1	
TOTAL	2618		1355	

SENATE 2	MACHIP MAIL Steven FRIAS (R)		MACHIP MAIL John M. RONEY (D)	
PROVIDENCE				
1-12	2	0	3	0
2-1	76	6	165	18
2-2	53	3	160	7
2-4	114	3	445	12
2-5	229	18	497	40
3-5	128	5	235	9
3-6	182	5	367	9
3-8	135	7	183	12
3-9	65	3	109	3
4-5	100	3	231	8
4-6	71	9	153	15
4-7	31	3	102	3
SUB-TOTAL	1186	65	2650	136
PAPER	0		0	
TOTAL	1251		2786	

SENATE 3	MACHIP MAIL Edith LAWSON (R)		MACHIP MAIL Rhoda E. PERRY (D)	
PAWTUCKET				
4-1	144	12	324	16
76-2	119	2	158	5
76-3	131	7	297	7
SUB-TOTAL	394	21	779	28
PAPER	0		0	
CITY TOTAL	415		807	

PROVIDENCE				
3-3	51	2	186	7
4-1	47	4	196	4
4-2	194	14	442	21
4-3	369	27	670	40
4-4	47	6	141	12
4-10	115	5	227	17
5-1	106	5	537	11
5-2	98	12	595	38
5-3	109	3	584	10
5-5	49	1	270	12
5-6	30	0	140	2
SUB-TOTAL	1215	79	3988	174
PAPER	0		2	
CITY TOTAL	1294		4164	
TOTAL	1709		4971	

SENATE 4	MACHIP MAIL James S. REYNOLDS (R)		MACHIP MAIL Dominick J. RUGGERIO (D)		MACHIP MAIL Ann Camille MARTIN (I)	
PROVIDENCE						
1-2	46	2	137	3	17	1
1-11	39	0	96	7	13	0
1-13 paper	0	0	3	0	1	0
5-7	22	16	125	45	6	2
6-1	243	5	647	13	47	2
6-2	224	5	522	17	29	0
6-4	271	12	555	72	33	1
6-5	25	2	39	1	1	0
7-1	224	7	258	6	48	0
8-1	159	8	330	13	23	2
8-2	25	0	39	1	2	1
8-3	266	4	519	20	47	0
8-5	26	1	43	2	4	0
8-6	143	0	318	6	24	0
8-7	208	1	433	8	38	1
SUB-TOTAL	1921	63	4064	214	333	10
PAPER	1		4		0	
TOTAL	1985		4282		343	

SENATE 5	MACHIP MAIL Mark MEENAN (R)		MACHIP MAIL Catherine E. GRAZIANO (D)	
JOHNSTON				
12-3B	68	0	114	2
55-2D	21	0	66	1
55-3D	37	0	105	1
56-3A	186	2	461	5
56-3C	270	7	776	24
56-4D	47	0	74	4
SUB-TOTAL	629	9	1596	37
PAPER	0		0	
TOWN TOTAL	638		1633	

NORTH PROVIDENCE				
10-3D	207	5	497	12
10-3E	161	6	354	12
11-3C	27	0	80	1
70-3F	247	8	492	37
SUB-TOTAL	642	19	1423	62
PAPER	0		0	
TOWN TOTAL	661		1485	

PROVIDENCE				
7-2	189	10	285	8
7-3	258	5	521	10
10-1	148	7	583	17
10-2	107	0	206	5
10-5	157	3	275	8
12-4	21	0	72	1
SUB-TOTAL	880	25	1942	49
PAPER	1		0	
CITY TOTAL	906		1991	

TOTAL 2205 5109

SENATE 6	MACHIP MAIL R. Harold THOMAS (R)		MACHIP MAIL Edward F. HOLLAND (D)	
SO. KINGSTOWN				
46-9	61	0	61	0
49-1	548	15	553	14
49-3	444	15	501	18
49-6	349	13	394	14
49-7	328	23	294	16
81-5	446	21	458	21
81-8	418	19	473	17
SUB-TOTAL	2594	106	2734	100
PAPER	0		0	
TOWN TOTAL	2700		2834	

NEW SHOREHAM				
81-1	231	77	416	95
SUB-TOTAL	231	77	416	95
PAPER	0		0	
TOWN TOTAL	308		511	

TOTAL 3008 3345

SENATE 7		MACHIP MAIL Robert J. PALAZZO (D)	
CRANSTON			
13-1		323	22
21-2		302	11
SUB-TOTAL		625	33
PAPER		0	
CITY TOTAL		658	
JOHNSTON			
12-2C		269	11
SUB-TOTAL		269	11
PAPER		0	
TOWN TOTAL		280	
PROVIDENCE			
9-1		47	5
9-2 paper		0	0
12-1		295	5
12-2		601	18
12-3		42	7
12-5		114	8
13-1		619	39
13-2		459	29
13-3		563	17
SUB-TOTAL		2740	128
PAPER		3	
CITY TOTAL		2871	
TOTAL		3809	

SENATE 8		MACHIP MAIL Naomi Davis YOUNG (R)		MACHIP MAIL Frank T. CAPRIO (D)	
PROVIDENCE					
7-9	27	2	100	9	
9-3	22	0	33	3	
9-4	67	6	182	9	
9-5	40	1	107	2	
9-7	195	13	340	25	
9-8	36	5	55	6	
9-11	22	0	33	0	
12-7	5	0	11	0	
14-1	5	0	47	13	
14-2	59	7	366	32	
14-3	45	11	213	32	
14-4	54	5	395	32	
14-5	56	3	462	19	
14-9	24	0	110	1	
17-6	9	1	17	0	
17-7	5	0	4	0	
17-8	7	0	24	0	
19-1	16	1	27	2	
SUB-TOTAL	694	55	2526	185	
PAPER	0		2		
TOTAL	749		2713		

SENATE 9		MACHIP MAIL Amelio CIOFFI (R)		MACHIP MAIL Charles D. WALTON (D)	
PROVIDENCE					
2-3	21	11	88	34	
18-3	23	1	64	0	
19-2	75	35	375	18	
19-3	79	7	366	5	
19-4	16	7	43	5	
20-1	68	5	245	2	
20-2	83	3	219	4	
20-3	114	0	280	1	
20-4	70	2	319	5	
SUB-TOTAL	549	71	1999	74	
PAPER	2		0		
TOTAL	622		2073		

SENATE 10		MACHIP MAIL Edward K. HOOKS (R)		MACHIP MAIL Robert T. KELLS (D)	
PROVIDENCE					
17-1	95	7	346	19	
17-3	169	6	786	16	
17-4	26	1	131	9	
17-5	28	0	179	29	
18-1	9	0	65	3	
18-2	122	16	544	41	
18-4	42	0	134	6	
18-6	40	0	149	9	
19-5	42	2	108	4	
SUB-TOTAL	573	32	2442	136	
PAPER	1		2		
TOTAL	606		2580		

SENATE 11

CRANSTON

21-1
21-3
21-5
21-6
21-7
26-2
27-2
27-5
27-6
28-1
28-2
28-5
SUB-TOTAL
PAPER
TOTAL

MACHINE MAIL
William P.
FITZPATRICK (D)

90 12
281 21
260 13
440 15
81 4
201 13
506 23
508 18
257 5
453 9
418 24
510 0
4005 157
4
4166

SENATE 12

CRANSTON

21-4
22-1
22-7
25-1
25-3
26-1
26-3
26-5
26-7
27-1
27-3
27-4
28-3
28-4
SUB-TOTAL
PAPER
TOTAL

MACHINE MAIL
John R.
OLEARY (D)

445 25
39 0
68 4
458 25
57 3
625 31
471 21
344 9
37 2
459 12
175 7
535 23
239 22
248 0
4200 184
0
4384

SENATE 13

CRANSTON

22-2
22-3
22-4
22-5
22-6
23-1
23-3
23-4
23-5
23-6
23-7
23-8
24-1
SUB-TOTAL
PAPER
TOTAL

MACHINE MAIL
Louis A.
SCUDIERI (R)

132 2
33 7
246 25
259 12
373 10
422 13
360 17
78 5
187 13
124 2
93 7
167 3
367 15
2841 131
1
2973

MACHINE MAIL
Thomas J.
IZZO (D)

299 15
131 9
630 46
606 30
712 18
629 8
578 16
106 3
231 7
195 12
199 12
245 4
571 22
5132 202
0
5334

SENATE 14

CRANSTON

23-2
24-2
24-3
24-4
24-5
25-2
25-4
26-4
26-6
26-8
SUB-TOTAL
PAPER
CITY TOTAL

MACHINE MAIL
Steven
VOCCOLA (R)

401 20
371 10
183 7
313 12
349 27
0 21
187 13
41 1
282 15
190 10
2317 136
0
2453

MACHINE MAIL
Eleanor C.
SASSO (D)

540 24
471 17
292 3
434 14
518 20
0 40
248 16
63 0
449 14
251 9
3266 157
0
3423

WARWICK

37-2
37-4
37-5
SUB-TOTAL
PAPER
CITY TOTAL

81 0
234 11
204 18
519 29
0
548

116 0
355 4
339 16
810 20
0
830

WEST WARWICK

39-1
SUB-TOTAL
PAPER
TOWN TOTAL

279 9
279 9
0
288

383 26
383 26
0
409

TOTAL

3289

4662

::

SENATE 15	MACHIP MAIL Peter L. WILKINSON (R)		MACHIP MAIL Edward J. LAWRENCE (D)	
WARWICK				
25-1	52	1	128	5
25-2	103	2	141	3
25-4	79	0	159	0
28-1	112	2	207	8
29-1	283	11	480	21
29-2	320	11	555	10
29-2A	330	20	585	15
29-4	27	0	71	0
30-1	221	4	491	7
30-2	275	5	505	12
30-3	225	8	388	9
30-4	270	6	473	14
30-5	235	4	532	14
SUB-TOTAL	2532	74	4715	118
PAPER	0		0	
TOTAL	2606		4833	

SENATE 16	MACHIP MAIL Thomas Paul STONE (R)		MACHIP MAIL Michael J. McCAFFREY (D)	
WARWICK				
29-3	665	31	357	10
29-5	32	0	50	3
29-6	209	3	304	5
32-1	384	5	508	4
32-2	344	6	568	8
32-3	348	11	542	20
32-4	267	5	314	10
32-5	300	5	568	9
32-6	44	0	100	1
33-1	26	20	39	24
33-2	323	3	573	1
34-1	162	8	240	4
35-1	259	5	381	13
35-2	152	4	264	3
SUB-TOTAL	3515	106	4808	115
PAPER	0		0	
TOTAL	3621		4923	

SENATE 17	MACHIP MAIL Steven ARCHER (R)		MACHIP MAIL William A. WALASKA (D)	
WARWICK				
33-3	247	7	352	10
33-4	267	3	500	16
33-5	417	19	640	18
33-6	109	5	165	0
34-2	275	11	484	1
34-3	202	4	477	7
34-4	346	7	397	5
34-5	345	14	569	15
34-6	78	1	130	3
35-3	128	0	138	2
35-6	741	16	484	11
SUB-TOTAL	3155	87	4336	88
PAPER	0		0	
TOTAL	3242		4424	

SENATE 18	MACHIP MAIL Norman L. SEIDERS (R)		MACHIP MAIL John C. REVENS, JR. (D)	
WARWICK				
25-5	20	0	88	5
35-4	407	20	925	22
35-5	101	2	161	4
35-7	10	0	11	1
36-1	315	4	464	7
36-2	521	25	603	27
36-3	183	7	372	8
36-4	280	21	359	17
36-5	249	10	217	7
37-1	393	13	522	14
37-3	305	43	461	45
37-3A	296	1	444	2
37-6	25	0	55	0
43-1	162	7	171	11
SUB-TOTAL	3267	153	4853	170
PAPER	0		0	
TOTAL	3420		5023	

	MACHIN MAIL Louis F. VASTANO, JR (R)		MACHIN MAIL Stephen D. ALVES (D)	
SENATE 19				
WEST WARWICK				
38-1	251	8	557	14
38-4	58	4	126	6
38-6	167	2	278	14
39-2	284	8	407	6
39-3	198	5	482	22
39-4	185	7	414	13
39-5	72	1	164	4
40-1	208	3	415	11
40-2	164	4	336	5
40-4	269	8	416	11
40-5	266	2	388	5
SUB-TOTAL	2122	52	3983	111
PAPER	1		6	
TOTAL	2175		4100	

	MACHIN MAIL Robert E. DiCARLO (R)		MACHIN MAIL Jennie D. DAY (D)		MACHIN MAIL Vincent J. DuBREUIL (I)	
SENATE 20						
COVENTRY						
31-2	204	24	385	47	25	1
41-4	281	7	491	10	72	0
42-2	297	1	397	3	51	1
42-3	224	5	382	3	24	0
42-4	159	4	236	4	17	0
42-5	216	1	330	1	30	0
42-6	246	2	479	3	49	1
SUB-TOTAL	1627	44	2700	71	268	3
PAPER	0		0		0	
TOWN TOTAL	1671		2771		271	

WEST WARWICK						
38-2	57	3	53	0	2	0
38-3	244	2	358	10	31	2
38-5	234	2	196	0	26	0
40-3	118	3	138	3	18	0
40-6	478	16	399	10	27	0
SUB-TOTAL	1131	26	1144	23	104	2
PAPER	1		0		0	
TOWN TOTAL	1158		1167		106	
TOTAL	2829		3938		377	

	MACHIN MAIL Leo R. BLAIS (R)		MACHIN MAIL Gwendolyn M. WESTERMAN (D)		MACHIN MAIL Ernest J. PERRAS, JR (I)	
SENATE 21						
COVENTRY						
24-1	239	8	184	7	16	1
31-1	499	12	214	8	23	0
39-1	162	4	156	4	10	0
41-1	509	11	212	3	20	3
41-2	308	5	121	4	35	0
41-3	322	12	156	4	16	2
41-5	381	11	192	2	35	0
41-6	438	7	179	4	28	0
42-1	234	2	66	0	16	0
53-2	532	25	263	7	33	0
53-3	622	13	225	3	34	0
SUB-TOTAL	4246	110	1968	46	266	6
PAPER	1		0		0	
TOWN TOTAL	4357		2014		272	

SCITUATE						
54-2	462	9	211	2	25	0
54-5	464	14	161	4	25	0
SUB-TOTAL	926	23	372	6	50	0
PAPER	0		0		0	
TOWN TOTAL	949		378		50	
TOTAL	5306		2392		322	

SENATE 22	MACHIN MAIL J. Michael LENIHAN (D)		MACHIN MAIL Howard A. ALLEN (I)	
EAST GREENWICH				
31-6	455	13	48	1
31-7	274	13	39	3
43-1	455	10	50	1
43-2	459	21	43	0
43-3	488	40	54	4
43-4	426	20	40	3
43-5	391	11	39	3
SUB-TOTAL	2948	128	313	15
PAPER	0		0	
TOWN TOTAL	3076		328	
EXETER				
31-3	509	8	257	14
46-1	37	2	30	2
52-4	169	13	116	7
SUB-TOTAL	715	23	403	23
PAPER	0		0	
TOWN TOTAL	738		426	
NORTH KINGSTOWN				
45-8	326	8	86	5
46-7	335	10	81	4
SUB-TOTAL	661	18	167	9
PAPER	0		0	
TOWN TOTAL	679		176	
WARWICK				
36-6	313	9	73	0
SUB-TOTAL	313	9	73	0
PAPER	0		0	
TOWN TOTAL	322		73	
TOTAL	4815		1003	

SENATE 23	MACHIN MAIL Robin PORTER (R)		MACHIN MAIL George P. GALLAGHER (D)	
NORTH KINGSTOWN				
44-1	544	6	397	7
44-2	508	14	353	11
44-3	470	15	364	10
44-4	475	17	432	19
45-6	507	20	250	10
45-9	487	33	316	25
45-10	392	6	306	4
45-11	516	22	315	6
46-5	675	31	412	22
SUB-TOTAL	4574	164	3145	114
PAPER	0		2	
TOTAL	4738		3261	

SENATE 24	MACHIN MAIL Kenneth A. CAPALBO (R)		MACHIN MAIL Domenic A. DiSANDRO, III (D)	
NARRAGANSETT				
47-1	267	18	354	32
47-2	273	10	348	18
47-3	383	16	483	33
47-4	278	19	439	29
48-5	274	15	409	27
48-6	310	11	530	18
48-7	129	2	217	3
48-8	267	13	394	14
SUB-TOTAL	2181	104	3174	174
PAPER	0		0	
TOWN TOTAL	2285		3348	
SOUTH KINGSTOWN				
47-2	386	18	286	10
48-4	434	19	375	18
48-11	230	3	168	6
49-10	174	4	147	3
SUB-TOTAL	1224	44	976	37
PAPER	0		0	
TOWN TOTAL	1268		1013	
TOTAL	3553		4361	

SENATE 25	MACHIP MAIL W. Michael SULLIVAN (R)		MACHIP MAIL E. Robert CORRIGAN, JR (D)	
CHARLESTOWN				
16-1	321	8	230	3
81-1	493	5	271	8
81-2	370	6	174	2
81-3	342	17	160	5
SUB-TOTAL	1526	36	835	18
PAPER	0		0	
TOWN TOTAL	1562		853	
HOPKINTON				
16-1	343	11	291	12
16-2	360	6	453	12
16-3	430	13	342	7
SUB-TOTAL	1133	30	1086	31
PAPER	0		0	
TOWN TOTAL	1163		1117	
RICHMOND				
52-1	554	10	267	8
52-2	349	8	225	6
52-3	518	12	208	6
SUB-TOTAL	1421	30	700	20
PAPER	2		1	
TOWN TOTAL	1453		721	
WESTERLY				
16-5	110	5	170	1
SUB-TOTAL	110	5	170	1
PAPER	0		0	
TOWN TOTAL	115		171	
TOTAL	4293		2862	

SENATE 26	MACHIP MAIL Dennis L. ALGIERE (R)	
WESTERLY		
50-1	392	16
50-2	315	14
50-3	326	14
50-4	468	10
50-5	580	19
51-1	473	19
51-2	493	22
51-3	531	35
51-4	548	42
51-5	372	18
51-6	465	15
SUB-TOTAL	4963	224
PAPER		
TOTAL	5187	

SENATE 27	MACHIP MAIL Richard N. MULLIGAN (R)		MACHIP MAIL Charles J. FOGARTY (D)	
BURRILLVILLE				
15-4	81	1	134	2
60-1	262	18	565	78
60-2	352	8	571	16
60-5	313	6	501	32
61-3	287	4	332	13
61-4	247	7	395	6
SUB-TOTAL	1542	44	2498	147
PAPER	0		0	
TOWN TOTAL	1586		2645	
GLOCESTER				
15-1	186	7	558	10
15-2	223	9	528	11
15-3	137	3	453	10
SUB-TOTAL	546	19	1539	31
PAPER	0		0	
TOWN TOTAL	565		1570	
TOTAL	2151		4215	

SENATE 28	MACHIP MAIL Robert R. LARRIVEE (R)		MACHIP MAIL Joseph M. POLISENA (D)	
JOHNSTON				
11-4A	175	3	293	5
11-5B	224	2	616	14
11-5C	281	7	692	15
55-1A	273	11	598	42
55-1B	317	3	649	51
55-2A	190	1	600	22
55-2B	269	9	648	41
56-4B	275	9	770	21
56-4C	110	2	334	10
56-5A	161	1	519	9
SUB-TOTAL	2275	48	5719	230
PAPER	0		0	
TOTAL	2323		5949	

SENATE 29	MACHIP MAIL Michael J. FLYNN (R)		MACHIP MAIL Paul J. PANICHAS (D)	
GLOCESTER				
15-4	236	4	72	4
SUB-TOTAL	236	4	72	4
PAPER	0		0	
TOWN TOTAL	240		76	
SMITHFIELD				
57-1	917	31	237	5
57-2	834	35	421	28
57-3	541	10	178	3
57-4	576	12	256	10
57-7	167	7	67	2
69-5	529	16	122	17
69-6	955	40	264	13
69-8	85	3	40	0
69-9	300	22	131	11
69-10	256	2	97	1
SUB-TOTAL	5160	178	1813	90
PAPER	0		0	
TOWN TOTAL	5338		1903	
TOTAL	5578		1979	

SENATE 30	MACHIP MAIL Paul S. KELLY (D)	
BURRILLVILLE		
61-3A		264 7
SUB-TOTAL		264 7
PAPER		0
TOWN TOTAL		271
NORTH SMITHFIELD		
61-1		643 12
61-5		495 12
62-2		517 22
62-3		363 11
64-4		623 10
SUB-TOTAL		2641 67
PAPER		7
TOWN TOTAL		2715
WOONSOCKET		
63-5		78 2
64-1		443 23
64-2		458 18
64-3		349 10
SUB-TOTAL		1328 53
PAPER		0
TOWN TOTAL		1381
TOTAL		4367

SENATE 31	MACHIP MAIL Roger R. NAULT (R)		MACHIP MAIL Marc A. COTE (D)	
WOONSOCKET				
62-1	195	2	252	8
62-2	217	4	201	5
62-3	267	4	264	4
63-1	137	5	242	9
63-2	155	6	255	4
63-3	280	1	314	3
63-4	170	2	388	7
65-4	74	2	87	2
66-1	218	2	309	3
SUB-TOTAL	1713	28	2312	45
PAPER	0		0	
TOTAL	1741		2357	

SENATE 32	MACHIN MAIL Lucien N. PRATT (R)		MACHIN MAIL Roger BADEAU (D)	
CUMBERLAND				
58-15	145	0	160	1
58-16	398	4	455	7
67-13	131	7	90	3
SUB-TOTAL	674	11	705	11
PAPER	0		0	
TOWN TOTAL	685		716	

WOONSOCKET				
65-1	221	9	353	20
65-2	226	7	446	5
65-3	211	4	465	3
66-2	185	2	378	5
66-3	198	4	419	14
66-4	290	4	509	10
SUB-TOTAL	1331	30	2570	57
PAPER	0		0	
CITY TOTAL	1361		2627	
TOTAL	2046		3343	

SENATE 33	MACHIN MAIL Nathan Thomas JONES (R)		MACHIN MAIL Sandra K. HANAWAY (D)	
CUMBERLAND				
67-4	243	1	608	13
67-8	370	7	656	10
67-10	263	11	567	14
67-11	276	5	428	13
67-12	290	20	552	22
68-2	89	1	283	7
68-3	157	2	466	6
68-5	172	5	468	7
68-6	248	3	552	20
68-7	171	5	314	12
68-9	250	12	641	9
SUB-TOTAL	2529	72	5535	133
PAPER	0		0	
TOTAL	2601		5668	

SENATE 34	MACHIN MAIL Michael R. DeBATT (R)		MACHIN MAIL Jonathan F. OSTER (D)	
CUMBERLAND				
58-14	430	20	596	14
SUB-TOTAL	430	20	596	14
PAPER	0		0	
TOWN TOTAL	450		610	
LINCOLN				
58-1	176	8	312	4
58-2	198	7	413	10
58-3	612	16	320	7
59-1	472	17	345	8
59-3	470	16	368	13
59-4	397	8	515	12
59-5	396	10	305	4
59-6	489	21	438	14
59-7	335	15	342	7
69-1	257	9	201	9
69-2	157	16	103	8
74-1	177	3	254	2
74-2	101	6	113	2
SUB-TOTAL	4237	152	4029	100
PAPER	0		0	
TOWN TOTAL	4389		4129	
TOTAL	4839		4739	

SENATE 35	MACHIN MAIL Daniel J. ISSA (D)		MACHIN MAIL Wilfred R. DeMEULE (I)	
CENTRAL FALLS				
72-1		127	4	50
72-3		70	4	25
72-5		225	7	80
72-7		106	3	42
72-9		355	6	110
73-2		139	1	55
73-4		312	39	116
73-6		90	2	32
73-8		316	12	92
SUB-TOTAL		1740	78	602
PAPER		3		0
TOWN TOTAL		1821		615
CUMBERLAND				
73-1		405	4	119
SUB-TOTAL		405	4	119
PAPER		0		0
TOWN TOTAL		409		121
TOTAL		2230		736

	MACHIP MAIL Denis T. TEAGUE (R)		MACHIP MAIL John A. CELONA (D)	
SENATE 36				
NORTH PROVIDENCE				
11-1A	125	2	512	16
11-3A	229	8	705	19
70-1B	244	2	838	25
70-1C	272	3	759	19
70-1D	174	8	706	36
70-3B	107	3	416	17
71-1E	198	5	514	6
71-2A	331	5	880	29
71-2B	190	7	690	18
71-3G	239	1	492	7
SUB-TOTAL	2109	44	6512	192
PAPER	0		0	
TOTAL	2153		6704	

	MACHIP MAIL Joseph A. MONTALBANO (D)	
SENATE 37		
NORTH PROVIDENCE		
6-2E		514 11
71-2C		555 11
74-2D		438 7
SUB-TOTAL		1507 29
PAPER		0
TOWN TOTAL		1536
PAWTUCKET		
74-1		247 8
74-2		616 9
75-2		550 2
75-3		258 4
SUB-TOTAL		1671 23
PAPER		0
CITY TOTAL		1694
TOTAL		3230

	MACHIP MAIL John F. McBURNNEY, III (D)	
SENATE 38		
PAWTUCKET		
75-1		322 7
76-1		261 7
76-4		376 5
76-6		43 0
77-1		304 12
77-2		369 22
77-3		320 28
77-4		452 5
77-5		316 7
SUB-TOTAL		2763 93
PAPER		2
TOTAL		2858

	MACHIP MAIL Paul A. DINSMORE (R)		MACHIP MAIL William V. IRONS (D)	
SENATE 39				
EAST PROVIDENCE				
82-1	201	7	768	24
82-1A	98	3	356	4
82-2	132	4	760	28
SUB-TOTAL	431	14	1884	56
PAPER	1		3	
CITY TOTAL	446		1943	
PAWTUCKET				
79-5	40	1	150	1
80-1	153	7	536	16
80-2	176	3	659	30
80-3	181	0	599	14
80-4	171	3	704	9
82-1	219	6	772	44
SUB-TOTAL	940	20	3420	114
PAPER	0		0	
CITY TOTAL	960		3534	
TOTAL	1406		5477	

SENATE 40	MACHIN MAIL Holly J. FOURNIER (R)		MACHIN MAIL Thomas R. CODERRE (D)	
PAWTUCKET				
76-5	24	1	151	25
78-1	35	0	240	5
78-2	199	1	338	9
78-3	165	1	383	7
78-4	115	2	322	4
78-5	42	0	113	2
79-1	398	2	535	15
79-2	327	1	354	10
79-3	495	5	354	4
79-4	130	2	213	2
79-6	74	0	125	1
SUB-TOTAL	2004	15	3128	84
PAPER	4		1	
TOTAL	2023		3213	

SENATE 41	MACHIN MAIL Bradford GORHAM (R)		MACHIN MAIL Raymond Lee CAPOBIANCO (D)	
COVENTRY				
53-1	486	12	137	5
SUB-TOTAL	486	12	137	5
PAPER	0		0	
TOWN TOTAL	498		142	
EXETER				
52-2	229	9	136	4
SUB-TOTAL	229	9	136	4
PAPER	0		0	
TOWN TOTAL	238		140	
FOSTER				
53-1	573	18	316	6
53-2	543	18	250	5
SUB-TOTAL	1116	36	566	11
PAPER	0		0	
TOWN TOTAL	1152		577	
GLOCESTER				
15-5	588	9	297	10
SUB-TOTAL	588	9	297	10
PAPER	0		0	
TOWN TOTAL	597		307	
SCITUATE				
54-1	658	17	197	0
54-3	699	24	210	1
54-4	659	18	262	6
SUB-TOTAL	2016	59	669	7
PAPER	0		0	
TOWN TOTAL	2075		676	
WEST GREENWICH				
31-2	494	15	189	10
52-1	577	24	207	12
52-3	507	15	185	3
SUB-TOTAL	1578	54	581	25
PAPER	0		0	
TOWN TOTAL	1632		606	
TOTAL	6192		2448	

SENATE 42	MACHIN MAIL Paul J. TAVARES (D)	
EAST PROVIDENCE		
82-3		264 12
83-4		324 17
83-5		527 35
83-7		392 20
83-8		360 9
85-6		433 16
85-10		471 17
85-11		279 4
85-12		160 11
SUB-TOTAL		3210 141
PAPER		15
TOTAL		3366

SENATE 43	MACHIR MAIL Gilbert W. MEDEIROS (R)		MACHIR MAIL James P. McSTAY (D)	
EAST PROVIDENCE				
84-9	40	1	87	1
84-14	226	12	801	36
84-15	222	5	771	19
84-16	178	12	561	38
84-19	125	4	262	13
85-13	67	1	236	2
86-17	201	4	417	8
86-18	294	6	599	29
86-20	351	3	476	18
86-21	335	8	587	22
SUB-TOTAL	2039	56	4797	186
PAPER	0		8	
TOTAL	2095		4991	

SENATE 44	MACHIR MAIL David E. BATES (R)	
BARRINGTON		
87-1	443	18
87-2	807	23
87-3	727	31
88-1	790	34
88-2	531	20
88-3	690	35
88-4	660	28
88-5	603	12
SUB-TOTAL	5251	201
PAPER	3	
TOWN TOTAL	5455	

EAST PROVIDENCE		
87-22	678	16
87-23	343	15
SUB-TOTAL	1021	31
PAPER		
CITY TOTAL	1052	
TOTAL	6507	

SENATE 45	MACHIR MAIL Mary A. PARELLA (R)	
BRISTOL		
90-1	475	20
90-2	634	22
90-3	678	32
90-4	593	30
91-1	682	13
91-2	558	12
91-4	317	3
SUB-TOTAL	3937	132
PAPER	20	
TOWN TOTAL	4089	
WARREN		
89-1	228	6
89-2	202	4
89-3	266	10
90-1	191	2
SUB-TOTAL	887	22
PAPER		
TOWN TOTAL	909	
TOTAL	4998	

SENATE 46	MACHIR MAIL George A. EASLEY (R)		MACHIR MAIL Helen M. MATHIEU (D)	
BRISTOL				
90-5	262	3	336	10
91-3	210	20	370	29
93-1	182	9	253	14
SUB-TOTAL	654	32	959	53
PAPER	0		2	
TOWN TOTAL	686		1014	
PORTSMOUTH				
93-1	231	11	301	9
93-2	232	16	367	22
93-3	281	17	341	11
93-4	329	13	387	21
93-5	42	0	54	5
94-6	318	20	203	7
94-7	288	7	245	17
SUB-TOTAL	1721	84	1898	92
PAPER	0		2	
TOWN TOTAL	1805		1992	

WARREN				
89-4	207	9	336	25
89-5A	67	4	174	13
89-6	130	3	232	4
90-1A	63	1	101	2
SUB-TOTAL	467	17	843	44
PAPER	0		0	
TOWN TOTAL	484		887	
TOTAL	2975		3893	
SENATE 47				
			MACHIP MAIL	MACHIP MAIL
			Karen F.	William
			CARROLL (R)	ENOS (D)
LITTLE COMPTON				
94-1	708	40	832	34
SUB-TOTAL	708	40	832	34
PAPER	0		0	
TOWN TOTAL	748		866	
TIVERTON				
92-1	192	9	513	15
92-3	209	5	531	4
92-4	200	8	617	13
92-5	151	2	545	16
92-6	93	2	450	7
94-1	80	6	117	3
94-2	314	10	672	9
94-3	87	0	167	0
SUB-TOTAL	1326	42	3612	67
PAPER	0		0	
TOWN TOTAL	1368		3679	
WARREN				
89-5	398	9	450	18
SUB-TOTAL	398	9	450	18
PAPER	0		0	
TOWN TOTAL	407		468	
TOTAL	2523		5013	
SENATE 48				
			MACHIP MAIL	
			June N.	
			GIBBS (R)	
MIDDLETOWN				
95-3	508	5		
95-4	512	31		
96-9	174	5		
99-5	541	25		
99-6	348	33		
99-7	562	18		
99-8	534	35		
SUB-TOTAL	3179	152		
PAPER				
TOWN TOTAL	3331			
PORTSMOUTH				
96-8	399	26		
96-9	525	31		
96-10	510	21		
96-11	476	42		
SUB-TOTAL	1910	120		
PAPER				
TOWN TOTAL	2030			
TOTAL	5361			
SENATE 49				
			MACHIP MAIL	MACHIP MAIL
			Ellen Mary	M. Teresa
			McDONAGH (R)	PAIVA-WEED (D)
JAMESTOWN				
98-1	493	46	697	51
98-2	561	21	666	34
SUB-TOTAL	1054	67	1363	85
PAPER	0		0	
TOWN TOTAL	1121		1448	
MIDDLETOWN				
95-1	115	12	281	10
95-2	75	5	281	15
SUB-TOTAL	190	17	562	25
PAPER	0		0	
TOWN TOTAL	207		587	
NEWPORT				
97-1	14	1	76	1
97-2	12	3	63	10
98-1	175	16	512	23
98-2	121	10	566	20
SUB-TOTAL	322	30	1217	54
PAPER	0		3	
TOWN TOTAL	352		1274	
TOTAL	1680		3309	

SENATE 50

NEWPORT

97-3
97-4
97-5
97-6
99-1
99-2
100-1
100-2
100-3
100-4
100-5
SUB-TOTAL
PAPER
TOTAL

MACHIN MAIL

J. Clement

CICILLINE (D)

191	5
71	2
448	21
386	23
271	25
271	8
97	9
187	21
377	25
320	25
429	24
3048	188
4	
3240	

VOTES CAST FOR
MEMBERS OF THE GENERAL ASSEMBLY
REPRESENTATIVES

THE UNIVERSITY OF CHICAGO

PHYSICS DEPARTMENT

THE CANDIDATES FOR SENATORS AND REPRESENTATIVES IN THE GENERAL ASSEMBLY
FROM THE SEVERAL SENATORIAL AND REPRESENTATIVE DISTRICTS AT THIS ELECTION WERE:

REPRESENTATIVES

DIST. No.	DEMOCRAT	REPUBLICAN	INDEPENDENT
1.	JOHN J. McCAULEY, JR.		
2.	PAUL E. MOURA		
3.	EDITH H. AJELLO		
4.	DAVID N. CICILLINE		
5.	GORDON D. FOX		
6.	JOHN J. DESIMONE	JOHN M. WALSH	
7.	JOANNE M. GIANNINI		
8.	THOMAS A. PALANGIO		
9.	ANASTASIA P. WILLIAMS		
10.	PETER N. WASYLYK		
11.	BAMBILYN BREECE CAMBIO		
12.	STEVEN F. SMITH		WILLIAM B. DELSANTO
13.	CHARLENE LIMA		ROBERT URBANI
14.	STEVEN M. COSTANTINO	JOSEPH N. TOMASSO	STANLEY P. DICKENSON
15.	ELLEN A. KELLNER	RICHARD P. HANSON, JR.	
16.	BRIAN PATRICK KENNEDY		
17.	THOMAS C. SLATER	MARY C. ROSS	
18.	MARSHA E. CARPENTER		
19.	HAROLD M. METTS		
20.	GEORGE A. CASTRO	RAYMOND F. FAY	
21.	MICHAEL S. PISATURO	PAUL H. ARCHETTO	
22.	BEATRICE A. LANZI	ROCK J. DELLASANDRO	
23.	JAMES J. GINOLFI	BROCK D. BIERMAN	
24.	FRANK A. MONTANARO	DAVID A. DIMEO	
25.	PETER G. PALUMBO		
26.	ROBERT B. JACQUARD	JOHN F. CODY, JR.	
27.	JOHN S. SIMONIAN		
28.	NANCY HETHERINGTON	BRIAN A. MORETTI	
29.	JOSEPH McNAMARA	ERNEST E. YOUNG, III	
30.	PAUL V. SHERLOCK	PAUL J. TOCCO	
31.	LEONIDAS P. RAPTAKIS		
32.	EILEEN SLATTERY NAUGHTON	JONATHAN R. WHEELER	
33.	PETER T. GINAITT	JAMIE D. MOORE	
34.	ROBERT E. FLAHERTY	RICHARD J. FEROLITO, JR.	
35.	GEORGE A. ZAINYEH	HENRY A. JOHNSON, JR.	
36.	RUSSELL BRAMLEY	MIA CAETANO	
37.	WILLIAM C. MCGOWAN		
38.	TIMOTHY A. WILLIAMSON	RICHARD BROCHU	
39.	WILLIAM J. MURPHY	CLIFFORD M. CARLSON	
40.	KENNETH J. LEMME	RICHARD E. FLEURY	
41.	EDWARD S. INMAN, III	JOHN J. D'ONOFRIO	VERONICA B. PERRAS
42.	STEPHEN J. ANDERSON		
43.	DAVID G. ZARTARIAN	ROBERT A. WATSON	
44.	SUZANNE M. HENSELER		
45.	MELVOID J. BENSON	A. DONALD STEINMAN	
46.	KENNETH CARTER	JEFFREY D. TABER	
47.	CHARLES T. KNOWLES	ANNE E.N. HOXSIE	
48.	DONALD J. LALLY, JR.	EUGENE G. BERNARDO, II	
49.		LEONA A. KELLEY	
50.	DAVID J. PANCIERA		

REPRESENTATIVES (CONT'D)

No.	DEMOCRAT	REPUBLICAN	INDEPENDENT
51.		MARY LOU WALTER	
52.	MARGUERITE BUMPUS		
53.		SANDRA J. CAMPBELL	
54.		WAYNE L. SALISBURY	
55.	ALFRED RUSSO, JR.		
56.	JOSEPH J. VOCCOLA		
57.	BURLEIGH M. BRIGGS	SUSAN IANNITELLI	
58.	RENE R. MENARD	JOHN M. FAY	
59.	JOHN DOUGLAS BARR, II	CHARLES E. MCDEVITT	
60.	GEORGE H. GINGELL	SCOTT P. RABIDEAU	
61.	ROBERT B. LOWE		
62.	BARBARA C. BURLINGAME	ROBERT PAUL BOUCHER	
63.	GERARD M. MARTINEAU		
64.	NANCY L. BENOIT	SUZANNE E. POULIOT	
65.	MARC C. LAUZON		
66.	ROGER A. PICARD		MICHAEL E. MONIZ
67.	DONALD O. REILLY, JR.	DAVID A. DARLINGTON	
68.	FRANCES A. GASCHEN		
69.	THOMAS J. WINFIELD	JAMES E. BARDEN, JR.	DAVID B. BIBEALT
70.	FRANK J. ANZEVENO, JR.		
71.	VINCENT J. MESOLELLA		
72.	JOSEPH L. FARIA		
73.	ROBERT R. BROUSSEAU		
74.	MARK M. MONTALBANO		
75.	WILLIAM SAN BENTO, JR.		
76.	JOHN B. HARWOOD		
77.	MABEL M. ANDERSON		
78.	ELAINE A. CODERRE		
79.	ANTONIO J. PIRES		
80.	PETER F. KILMARTIN		
81.	EUGENE F. GARVEY	THOMAS C. DEPATIE	
82.	EDWARD R. LYNCH		
83.	MARIA J. LOPES		
84.	HENRY C. ROSE	ALBERT E. POIRIER, JR.	
85.	RAYMOND C. COELHO		ROBERT F. ROSA
86.	GEORGE D. CARUOLO		
87.	SANDRA M. BARONE		
88.	MARK BARRETT HEFFNER	JOSEPH M. CODEGA	
89.	JAMES F. LOMBARDO	PAULINE ACCIARDO	
90.	THOMAS J. SOUSA	CHARLES E. MILLARD, JR.	
91.	LAWRENCE J. FERGUSON	VIRGINIA L. BUTTERWORTH	
92.	JAMES F. TOWERS		
93.	CHARLES J. LEVESQUE	DOROTHY M. BACKMAN	
94.	JOSEPH BOSSOM	JOAN B. QUICK	
95.		BRUCE J. LONG	
96.		HUBERT E. LITTLE	
97.	JEFFREY J. TEITZ		
98.	MARY E. LEVESQUE	NOAH J. ANACLETO	
99.	FREDERICK C. CAVALLARO	CHRISTINE H. CALLAHAN	
100.	PAUL W. CROWLEY		

TABULATION OF NOVEMBER 8, 1994
STATE REPRESENTATIVE RACES

REP DIST 1	MACHINE	MAIL
	John J. McCAULEY, JR. (D)	
PROVIDENCE		
1-1	203	8
1-2	122	4
1-3	28	0
1-4	265	2
1-8	330	6
1-11	75	6
1-12	4	0
1-13 paper	4	0
SUB-TOTAL	1031	26
PAPER	0	
TOTAL	1057	

REP DIST 2	MACHINE	MAIL
	Paul E. MOURA (D)	
PROVIDENCE		
2-1	137	16
2-2	146	3
2-3	86	38
2-4	415	9
2-5	515	43
SUB-TOTAL	1299	109
PAPER	0	
TOTAL	1408	

REP DIST 3	MACHINE	MAIL
	Edith H. AJELLO (D)	
PROVIDENCE		
3-3	179	4
3-5	249	12
3-6	426	11
3-8	204	10
3-9	144	4
SUB-TOTAL	1202	41
PAPER	0	
TOTAL	1243	

REP DIST 4	MACHINE	MAIL
	David N. CICILLINE (D)	
PAWTUCKET		
4-1	308	20
SUB-TOTAL	308	20
PAPER	0	
CITY TOTAL	328	
PROVIDENCE		
4-1	173	6
4-2	389	22
4-3	625	43
4-4	131	13
4-5	212	7
4-6	149	12
4-7	84	1
4-10	214	12
SUB-TOTAL	1977	116
PAPER	0	
CITY TOTAL	2093	
TOTAL	2421	

REP DIST 5	MACHINE	MAIL
	Gordon FOX (D)	
PROVIDENCE		
5-1	513	12
5-2	571	43
5-3	603	12
5-5	251	12
5-6	112	3
5-7	80	48
SUB-TOTAL	2130	130
PAPER	2	
TOTAL	2262	

::

REP DIST 6	MACHINI John M. WALSH (R)	MAIL	MACHINI John J. DeSIMONE (D)	MAIL
NORTH PROVIDENCE				
6-2E	232	5	624	10
SUB-TOTAL	232	5	624	10
PAPER	0		0	
TOWN TOTAL	237		634	
PROVIDENCE				
6-1	252	3	686	18
6-2	208	4	533	18
6-4	241	9	600	75
6-5	25	0	33	2
SUB-TOTAL	726	16	1852	113
PAPER	0		1	
CITY TOTAL	742		1966	
TOTAL	979		2600	

REP DIST 7	MACHINI Joanne M. GIANNINI (D)	MAIL
PROVIDENCE		
7-1		325 10
7-2		339 15
7-3		622 12
7-4		158 7
7-5		724 60
7-6		282 15
7-7		14 2
7-8		74 0
7-9		125 7
SUB-TOTAL		2663 128
PAPER		0
TOTAL		2791

REP DIST 8	MACHINI Thomas A. PALANGIO (D)	MAIL
PROVIDENCE		
8-1		366 20
8-2		51 2
8-3		644 22
8-4		55 2
8-5		50 3
8-6		348 6
8-7		529 10
8-8		198 4
SUB-TOTAL		2241 69
PAPER		2
TOTAL		2312

REP DIST 9	MACHINI Anastasia P. WILLIAMS (D)	MAIL
PROVIDENCE		
9-1		44 3
9-2 paper		0 0
9-3		35 3
9-4		177 10
9-5		92 1
9-7		387 27
9-8		77 8
9-11		41 0
SUB-TOTAL		853 52
PAPER		0
TOTAL		905

REP DIST 10	MACHINI Peter N. WASYLYK (D)	MAIL
NORTH PROVIDENCE		
10-3D		466 12
10-3E		343 11
SUB-TOTAL		809 23
PAPER		0
TOWN TOTAL		832
PROVIDENCE		
10-1		532 20
10-2		215 5
10-3		480 8
10-5		309 11
SUB-TOTAL		1536 44
PAPER		1
CITY TOTAL		1581
TOTAL		2413

REP DIST 11		MACHINI MAIL Bambilyn Breece CAMBIO (D)	
JOHNSTON			
11-4A		287	6
11-5B		521	13
11-5C		610	13
SUB-TOTAL		1418	32
PAPER		0	
TOWN TOTAL		1450	
NORTH PROVIDENCE			
11-1A		446	11
11-3A		671	22
11-3C		81	1
SUB-TOTAL		1198	34
PAPER		0	
TOWN TOTAL		1232	
TOTAL		2682	

REP DIST 12		MACHINI MAIL Steven F. SMITH (D)		MACHINI MAIL William B. DeSANTO (I)	
JOHNSTON					
12-2C		281	8	57	4
12-3B		109	1	31	1
SUB-TOTAL		390	9	88	5
PAPER		0		0	
TOWN TOTAL		399		93	
PROVIDENCE					
12-1		317	6	52	0
12-2		614	18	141	4
12-3		43	10	2	2
12-4		74	0	11	1
12-5		150	7	26	4
12-7		15	0	5	0
SUB-TOTAL		1213	41	237	11
PAPER		0		0	
CITY TOTAL		1254		248	
TOTAL		1653		341	

REP DIST 13		MACHINI MAIL Charlene LIMA (D)		MACHINI MAIL Robert URBANI (I)	
CRANSTON					
13-1		276	13	225	17
SUB-TOTAL		276	13	225	17
PAPER		0		0	
CITY TOTAL		289		242	
PROVIDENCE					
13-1		372	15	377	31
13-2		365	14	262	17
13-3		587	12	298	9
SUB-TOTAL		1324	41	937	57
PAPER		0		1	
CITY TOTAL		1365		995	
TOTAL		1654		1237	

REP DIST 14		MACHINI MAIL Joseph N. TOMASSO (R)		MACHINI MAIL Steven M. COSTANTINO (D)		MACHINI MAIL Stanley P. DICKENSON (I)	
PROVIDENCE							
14-1	3	0	44	13	1	1	
14-2	27	2	408	33	15	2	
14-3	42	1	168	26	34	16	
14-4	65	8	319	27	44	4	
14-5	77	0	372	21	47	4	
14-7 paper	1	0	10	0	3	0	
14-8	53	0	174	1	27	1	
14-9	22	1	87	0	14	0	
SUB-TOTAL	290	12	1582	121	185	28	
PAPER	0		1		0		
TOTAL	302		1704		213		

REP DIST 15		MACHINI MAIL Richard P. HANSON, JR (R)		MACHINI MAIL Ellen A. KELLNER (D)	
BURRILLVILLE					
15-4	79	0	123	2	
SUB-TOTAL	79	0	123	2	
PAPER	0		0		
TOWN TOTAL	79		125		

GLOUCESTER				
15-1	315	10	404	6
15-2	337	15	391	5
15-3	245	9	326	4
15-4	168	7	153	4
15-5	426	6	456	15
SUB-TOTAL	1491	47	1730	34
PAPER	0		0	
TOWN TOTAL	1538		1764	
TOTAL	1617		1889	

REP DIST 16			MACHINI	MAIL
			Brian Patrick	
			KENNEDY (D)	
CHARLESTOWN				
16-1			390	6
SUB-TOTAL			390	6
PAPER			0	
TOWN TOTAL			396	
HOPKINTON				
16-1			457	21
16-2			582	13
16-3			521	15
SUB-TOTAL			1560	49
PAPER			0	
TOWN TOTAL			1609	
WESTERLY				
16-5			208	2
SUB-TOTAL			208	2
PAPER			0	
TOWN TOTAL			210	
TOTAL			2215	

REP DIST 17	MACHINI	MAIL	MACHINI	MAIL
	Mary C.		Thomas C.	
	ROSS (R)		SLATER (D)	
PROVIDENCE				
17-1	246	8	195	15
17-3	411	5	528	16
17-4	51	2	107	8
17-5	76	10	113	17
17-6	19	0	15	1
17-7	7	0	2	0
17-8	13	0	21	0
SUB-TOTAL	823	25	981	57
PAPER	0		0	
TOTAL	848		1038	

REP DIST 18			MACHINI	MAIL
			Marsha E.	
			CARPENTER (D)	
PROVIDENCE				
18-1			56	3
18-2			564	42
18-3			63	0
18-4			113	5
18-6			153	8
SUB-TOTAL			949	58
PAPER			2	
TOTAL			1009	

REP DIST 19			MACHINI	MAIL
			Harold M.	
			METTS (D)	
PROVIDENCE				
19-1			37	2
19-2			407	27
19-3			395	5
19-4			47	6
19-5			121	3
SUB-TOTAL			1007	43
PAPER			1	
TOTAL			1051	

REP DIST 20	MACHINI	MAIL	MACHINI	MAIL
	Raymond F.		George A.	
	FAY (R)		CASTRO (D)	
PROVIDENCE				
20-1	64	4	229	3
20-2	87	3	218	4
20-3	104	0	302	1
20-4	82	1	319	6
SUB-TOTAL	337	8	1068	14
PAPER	0		2	
TOTAL	345		1084	

::

REP DIST 21	MACHINE	MAIL	MACHINE	MAIL
	Paul H. ARCHETTO (R)		Michael S. PISATURO (D)	
CRANSTON				
21-1	68	19	79	6
21-2	297	17	265	7
21-3	230	34	284	14
21-4	397	31	323	12
21-5	303	19	258	9
21-6	534	28	335	11
21-7	86	8	87	4
SUB-TOTAL	1915	156	1631	63
PAPER	0		4	
TOTAL	2071		1698	

REP DIST 22	MACHINE	MAIL	MACHINE	MAIL
	Rock J. DELLASANDRO (R)		Beatrice A. LANZI (D)	
CRANSTON				
22-1	21	0	33	0
22-2	108	3	344	12
22-3	42	9	123	7
22-4	221	20	670	51
22-5	246	8	605	34
22-6	294	12	818	16
22-7	36	1	79	2
SUB-TOTAL	968	53	2672	122
PAPER	0		2	
TOTAL	1021		2796	

REP DIST 23	MACHINE	MAIL	MACHINE	MAIL
	Brock D. BIERMAN (R)		James J. GINOLFI (D)	
CRANSTON				
23-1	551	13	565	8
23-2	453	22	452	18
23-3	575	23	424	11
23-4	111	6	80	2
23-5	196	15	238	6
23-6	165	5	181	9
23-7	109	11	174	9
23-8	187	4	238	3
SUB-TOTAL	2347	99	2352	66
PAPER	0		0	
TOTAL	2446		2418	

REP DIST 24	MACHINE	MAIL	MACHINE	MAIL
	David A. DiMEO (R)		Frank A. MONTANARO (D)	
COVENTRY				
24-1	194	6	232	10
SUB-TOTAL	194	6	232	10
PAPER	0		0	
TOWN TOTAL	200		242	
CRANSTON				
24-1	466	9	514	28
24-2	319	5	554	19
24-3	221	4	255	4
24-4	300	15	454	12
24-5	340	23	546	24
SUB-TOTAL	1646	56	2323	87
PAPER	0		0	
CITY TOTAL	1702		2410	
TOTAL	1902		2652	

REP DIST 25	MACHINE	MAIL	MACHINE	MAIL
			Peter G. PALUMBO (D)	
CRANSTON				
25-1			536	26
25-2			0	43
25-3			57	3
25-4			255	21
SUB-TOTAL			848	93
PAPER			0	
CITY TOTAL			941	
WARWICK				
25-1			123	4
25-2			137	5
25-4			161	3
25-5			78	6
SUB-TOTAL			499	18
PAPER			0	
CITY TOTAL			517	
TOTAL			1458	

REP DIST 26	MACHINE	MAIL	MACHINE	MAIL
	John F.		Robert B.	
	CODY, JR (R)		JACQUARD (D)	
CRANSTON				
26-1	337	14	760	29
26-2	114	9	254	14
26-3	335	10	471	17
26-4	34	1	66	0
26-5	212	5	446	9
26-6	262	15	424	13
26-7	27	0	50	2
26-8	158	8	266	11
SUB-TOTAL	1479	62	2737	95
PAPER	0		0	
TOTAL	1541		2832	

REP DIST 27	MACHINE	MAIL	MACHINE	MAIL
	John S.			
	SIMONIAN (D)			
CRANSTON				
27-1			489	11
27-2			541	24
27-3			176	7
27-4			489	23
27-5			549	19
27-6			303	6
SUB-TOTAL			2547	90
PAPER			0	
TOTAL			2637	

REP DIST 28	MACHINE	MAIL	MACHINE	MAIL
	Brian A.		Nancy	
	MORETTI (R)		HETHERINGTON (D)	
CRANSTON				
28-1	263	8	404	5
28-2	321	30	521	16
28-3	252	17	252	17
28-4	353	0	202	0
28-5	404	0	441	0
SUB-TOTAL	1593	55	1820	38
PAPER	1		1	
CITY TOTAL	1649		1859	
WARWICK				
28-1	115	2	202	8
SUB-TOTAL	115	2	202	8
PAPER	0		0	
CITY TOTAL	117		210	
TOTAL	1766		2069	

REP DIST 29	MACHINE	MAIL	MACHINE	MAIL
	Ernest E.		Joseph	
	YOUNG, III (R)		McNAMARA (D)	
WARWICK				
29-1	239	8	510	20
29-2	231	8	613	13
29-2A	271	15	631	19
29-3	448	23	532	17
29-4	26	0	68	0
29-5	21	0	55	3
29-6	147	2	316	5
SUB-TOTAL	1383	56	2725	77
PAPER	0		0	
TOTAL	1439		2802	

REP DIST 30	MACHINE	MAIL	MACHINE	MAIL
	Paul J.		Paul V.	
	TOCCO (R)		SHERLOCK (D)	
WARWICK				
30-1	259	3	449	7
30-2	325	4	504	11
30-3	270	9	347	7
30-4	321	6	431	12
30-5	318	2	452	14
SUB-TOTAL	1493	24	2183	51
PAPER	0		0	
TOTAL	1517		2234	

	MACHINE	MAIL
REP DIST 31	Leonidas	RAPTAKIS (D)
COVENTRY		
31-1	544	16
31-2	500	50
SUB-TOTAL	1044	66
PAPER	0	
TOWN TOTAL	1110	
EAST GREENWICH		
31-6	431	11
31-7	270	11
SUB-TOTAL	701	22
PAPER	0	
TOWN TOTAL	723	
EXETER		
31-3	667	20
SUB-TOTAL	667	20
PAPER	0	
TOWN TOTAL	687	
WEST GREENWICH		
31-2	479	25
SUB-TOTAL	479	25
PAPER	0	
TOWN TOTAL	504	
TOTAL	3024	

	MACHINE	MAIL	MACHINE	MAIL
REP DIST 32	Jonathan R.		Eileen S.	
WARWICK	WHEELER (R)		NAUGHTON (D)	
32-1	252	4	590	5
32-2	263	3	589	13
32-3	248	5	589	20
32-4	153	2	414	13
32-5	282	6	545	8
32-6	40	0	97	1
SUB-TOTAL	1238	20	2824	60
PAPER	0		0	
TOTAL	1258		2884	

	MACHINE	MAIL	MACHINE	MAIL
REP DIST 33	Jamie D.		Peter T.	
WARWICK	MOORE (R)		GINAITT (D)	
33-1	23	17	41	23
33-2	310	3	543	1
33-3	209	3	407	14
33-4	216	5	601	15
33-5	404	15	685	22
33-6	131	4	144	1
SUB-TOTAL	1293	47	2421	76
PAPER	0		0	
TOTAL	1340		2497	

	MACHINE	MAIL	MACHINE	MAIL
REP DIST 34	Richard J.		Robert E.	
WARWICK	FEROLITO, JR (R)		FLAHERTY (D)	
34-1	121	6	272	7
34-2	238	6	527	7
34-3	175	3	506	10
34-4	243	7	512	5
34-5	290	12	638	19
34-6	63	0	148	4
SUB-TOTAL	1130	34	2603	52
PAPER	0		0	
TOTAL	1164		2655	

	MACHINE	MAIL	MACHINE	MAIL
REP DIST 35	Henry A.		George A.	
WARWICK	JOHNSON, JR (R)		ZAINYEH (D)	
35-1	139	5	473	12
35-2	111	2	286	4
35-3	68	1	199	1
35-4	268	13	1039	26
35-5	81	1	173	3
35-6	274	7	933	23
35-7	7	0	2	1
SUB-TOTAL	948	29	3105	70
PAPER	0		0	
TOTAL	977		3175	

REP DIST 36	MACHINI Mia CAETANO (R)	MAIL	MACHINI Russell BRAMLEY (D)	MAIL
WARWICK				
36-1	259	2	488	11
36-2	474	24	635	27
36-3	175	7	369	8
36-4	257	18	392	20
36-5	234	9	225	5
36-6	235	7	298	8
SUB-TOTAL	1634	67	2407	79
PAPER	0		0	
TOTAL	1701		2486	

REP DIST 37	MACHINI William C. McGOWAN (D)	MAIL
WARWICK		
37-1	504	14
37-2	103	0
37-3	465	2
37-3A	461	45
37-4	343	10
37-5	301	22
37-6	45	1
SUB-TOTAL	2222	94
PAPER	0	
TOTAL	2316	

REP DIST 38	MACHINI Richard BROCHU (R)	MAIL	MACHINI Timothy A. WILLIAMSON (D)	MAIL
WEST WARWICK				
38-1	303	12	492	9
38-2	63	3	49	0
38-3	237	6	392	10
38-4	82	6	99	4
38-5	213	2	231	0
38-6	216	10	212	6
SUB-TOTAL	1114	39	1475	29
PAPER	0		3	
TOTAL	1153		1507	

REP DIST 39	MACHINI Clifford M. CARLSON (R)	MAIL	MACHINI William J. MURPHY (D)	MAIL
COVENTRY				
39-1	122	4	173	3
SUB-TOTAL	122	4	173	3
PAPER	0		0	
TOWN TOTAL	126		176	
WEST WARWICK				
39-1	259	11	471	26
39-2	268	12	423	5
39-3	252	8	421	20
39-4	233	3	349	15
39-5	102	1	131	4
SUB-TOTAL	1114	35	1795	70
PAPER	0		0	
TOWN TOTAL	1149		1865	
TOTAL	1275		2041	

REP DIST 40	MACHINI Richard E. FLEURY (R)	MAIL	MACHINI Kenneth J. LEMME	MAIL
WEST WARWICK				
40-1	442	7	189	5
40-2	358	9	162	0
40-3	185	4	96	2
40-4	510	9	205	8
40-5	466	5	193	2
40-6	717	19	222	7
SUB-TOTAL	2678	53	1067	24
PAPER	1		2	
TOTAL	2732		1093	

REP DIST 41	MACHINI John J. D'ONOFRIO (R)	MAIL	MACHINI Edward S. INMAN, III (D)	MAIL	MACHINE Veronica B. PERRAS (I)
COVENTRY					
41-1	145	5	549	7	29
41-2	93	1	329	7	35
41-3	112	1	341	13	28
41-4	188	6	616	11	46
41-5	127	4	440	11	32
41-6	150	6	433	6	44
SUB-TOTAL	815	23	2708	55	214
PAPER	0		1		0
TOTAL	838		2764		214

REP DIST 42			MACHINE	MAIL
COVENTRY			Stephen J.	
			ANDERSON (D)	
42-1			182	2
42-2			513	4
42-3			479	7
42-4			302	14
42-5			399	1
42-6			<u>547</u>	<u>6</u>
SUB-TOTAL			2422	34
PAPER			0	
TOTAL			2456	

REP DIST 43	MACHINE	MAIL	MACHINE	MAIL
WARWICK	Robert A.		David G.	
	WATSON (R)		ZARTARIAN (D)	
43-1	<u>205</u>	<u>11</u>	<u>122</u>	<u>5</u>
SUB-TOTAL	205	11	122	5
PAPER	0		0	
CITY TOTAL	216		127	
EAST GREENWICH				
43-1	431	14	268	1
43-2	523	15	206	7
43-3	519	39	235	24
43-4	518	30	192	5
43-5	<u>349</u>	<u>13</u>	<u>238</u>	<u>6</u>
SUB-TOTAL	2340	111	1139	43
PAPER	0		0	
TOWN TOTAL	2451		1182	
TOTAL	2667		1309	

REP DIST 44			MACHINE	MAIL
NORTH KINGSTOWN			Suzanne M.	
			HENSELER (D)	
44-1			609	11
44-2			578	21
44-3			563	21
44-4			665	32
SUB-TOTAL			<u>2415</u>	<u>85</u>
PAPER			0	
TOTAL			2500	

REP DIST 45	MACHINE	MAIL	MACHINE	MAIL
NORTH KINGSTOWN	A. Donald		Melvoid J.	
	STEINMAN (R)		BENSON (D)	
45-6	293	15	469	14
45-8	295	14	428	12
45-9	269	27	555	25
45-10	247	4	458	9
45-11	<u>282</u>	<u>9</u>	<u>569</u>	<u>18</u>
SUB-TOTAL	1386	69	2479	78
PAPER	0		0	
TOTAL	1455		2557	

REP DIST 46	MACHINE	MAIL	MACHINE	MAIL
EXETER	Jeffrey D.		Kenneth	
	TABER (R)		CARTER (D)	
46-1	<u>42</u>	<u>0</u>	<u>55</u>	<u>4</u>
SUB-TOTAL	42	0	55	4
PAPER	0		0	
TOWN TOTAL	42		59	
NORTH KINGSTOWN				
46-5	503	28	617	24
46-7	<u>343</u>	<u>6</u>	<u>359</u>	<u>11</u>
SUB-TOTAL	846	34	976	35
PAPER	0		0	
TOWN TOTAL	880		1011	
SOUTH KINGSTOWN				
46-9	<u>75</u>	<u>0</u>	<u>48</u>	<u>0</u>
SUB-TOTAL	75	0	48	0
PAPER	0		0	
TOWN TOTAL	75		48	
TOTAL	997		1118	

REP DIST 47	MACHINI Anne E.H. HOXSIE (R)	MAIL	MACHINI Charles K. KNOWLES (D)	MAIL
NARRAGANSETT				
47-1	303	22	356	29
47-2	269	11	366	18
47-3	372	26	514	22
47-4	<u>302</u>	<u>23</u>	443	<u>26</u>
SUB-TOTAL	1246	82	1679	95
PAPER	0		0	
TOWN TOTAL	1328		1774	
SOUTH KINGSTOWN				
47-2	<u>302</u>	<u>18</u>	382	<u>9</u>
SUB-TOTAL	302	18	382	9
PAPER	0		0	
TOWN TOTAL	320		391	
TOTAL	1648		2165	

REP DIST 48	MACHINI Eugene G. BERNARDO, II (R)	MAIL	MACHINI Donald J. LALLY, Jr. (D)	MAIL
NARRAGANSETT				
48-5	357	24	360	20
48-6	377	12	500	18
48-7	115	3	235	2
48-8	<u>321</u>	<u>16</u>	352	<u>11</u>
SUB-TOTAL	1170	55	1447	51
PAPER	0		0	
TOWN TOTAL	1225		1498	
SOUTH KINGSTOWN				
48-4	423	21	400	16
48-11	<u>262</u>	<u>5</u>	146	<u>4</u>
SUB-TOTAL	685	26	546	20
PAPER	0		0	
TOWN TOTAL	711		566	
TOTAL	1936		2064	

REP DIST 49	MACHINI Leona A. KELLEY (R)	MAIL
SOUTH KINGSTOWN		
49-1	818	23
49-3	722	21
49-6	551	24
49-7	483	28
49-10	<u>256</u>	<u>5</u>
SUB-TOTAL	2830	101
PAPER	0	
TOTAL	2931	

REP DIST 50	MACHINI David J. PANCIERA (D)	MAIL
WESTERLY		
50-1		367
50-2		377
50-3		225
50-4		384
50-5		<u>452</u>
SUB-TOTAL		1805
PAPER		0
TOTAL		1879

REP DIST 51	MACHINI Mary Lou WALTER (R)	MAIL
WESTERLY		
51-1	446	17
51-2	466	22
51-3	<u>510</u>	<u>33</u>
51-4	529	43
51-5	355	18
51-6	<u>456</u>	<u>15</u>
SUB-TOTAL	2762	148
PAPER	0	
TOTAL	2910	

REP DIST 52	MACHINE Marguerite BUMPUS (D)	MAIL
EXETER		
52-2	202	6
52-4	202	20
SUB-TOTAL	404	26
PAPER	0	
TOWN TOTAL	430	
RICHMOND		
52-1	521	12
52-2	377	10
52-3	485	13
SUB-TOTAL	1383	35
PAPER	2	
TOWN TOTAL	1420	
WEST GREENWICH		
52-1	375	22
52-3	314	10
SUB-TOTAL	689	32
PAPER	0	
TOWN TOTAL	721	
TOTAL	2571	

REP DIST 53	MACHINE Sandra J. CAMPBELL (R)	MAIL
COVENTRY		
53-1	475	15
53-2	555	25
53-3	611	14
SUB-TOTAL	1641	54
PAPER	0	
TOWN TOTAL	1695	
FOSTER		
53-1	657	21
53-2	605	20
SUB-TOTAL	1262	41
PAPER	0	
TOWN TOTAL	1303	
TOTAL	2998	

REP DIST 54	MACHINE Wayne SALISBURY (R)	MAIL
SCITUATE		
54-1	751	17
54-2	562	8
54-3	804	23
54-4	775	17
54-5	559	13
SUB-TOTAL	3451	78
PAPER	0	
TOTAL	3529	

REP DIST 55	MACHINE Alfred RUSSO, Jr. (D)	MAIL
JOHNSTON		
55-1A	562	27
55-1B	636	25
55-2A	507	19
55-2B	571	38
55-2D	65	0
55-3D	98	0
SUB-TOTAL	2439	109
PAPER	0	
TOTAL	2548	

REP DIST 56	MACHINE Joseph J. VOCCOLA (D)	MAIL
JOHNSTON		
56-3A	477	7
56-3C	826	27
56-4B	838	22
56-4C	360	11
56-4D	95	4
56-5A	460	8
SUB-TOTAL	3056	79
PAPER	0	
TOTAL	3135	

REP DIST 57	MACHINE Susan IANNITELLI (R)	MAIL	MACHINE Burleigh M. BRIGGS (D)	MAIL
SMITHFIELD				
57-1	788	29	393	6
57-2	724	31	595	37
57-3	469	11	277	3
57-4	473	12	402	11
57-7	165	6	89	3
SUB-TOTAL	2619	89	1756	60
PAPER	0		0	
TOTAL	2708		1816	

REP DIST 58	MACHINE John M. FAY (R)	MAIL	MACHINE Rene R. MENARD (D)	MAIL
CUMBERLAND				
58-14	527	18	496	12
58-15	147	0	175	1
58-16	483	5	419	4
SUB-TOTAL	1157	23	1090	17
PAPER	0		0	
TOWN TOTAL	1180		1107	

LINCOLN				
58-1	106	5	417	7
58-2	145	5	488	12
58-3	361	12	565	10
SUB-TOTAL	612	22	1470	29
PAPER	0		0	
TOWN TOTAL	634		1499	
TOTAL	1814		2606	

REP DIST 59	MACHINE Charles E. McDEVITT (R)	MAIL	MACHINE John D. BARR, III (D)	MAIL
LINCOLN				
59-1	340	17	481	7
59-3	452	22	385	7
59-4	433	9	471	11
59-5	421	11	290	3
59-6	472	19	462	16
59-7	354	18	352	5
SUB-TOTAL	2472	96	2441	49
PAPER	0		0	
TOTAL	2568		2490	

REP DIST 60	MACHINE Scott P. RABIDEAU (R)	MAIL	MACHINE George H. GINGELL (D)	MAIL
BURRILLVILLE				
60-1	403	29	418	63
60-2	536	13	385	10
60-5	483	20	333	16
SUB-TOTAL	1422	62	1136	89
PAPER	0		0	
TOTAL	1484		1225	

REP DIST 61	MACHINE Robert B. LOWE (D)	MAIL
NORTH SMITHFIELD		
61-1		567 12
61-5		438 10
SUB-TOTAL		1005 22
PAPER		0
TOWN TOTAL		1027

BURRILLVILLE		
61-3		346 15
61-3A		252 5
61-4		411 8
SUB-TOTAL		1009 28
PAPER		0
TOWN TOTAL		1037
TOTAL		2064

	MACHINE	MAIL	MACHINE	MAIL
REP DIST 62	Robert Paul BOUCHER (R)		Barbara C. BURLINGAME (D)	
NORTH SMITHFIELD				
62-2	433	17	389	20
62-3	300	8	300	6
SUB-TOTAL	733	25	689	26
PAPER	1		0	
TOWN TOTAL	759		715	
WOONSOCKET				
62-1	170	3	275	7
62-2	152	3	255	7
62-3	227	4	309	4
SUB-TOTAL	549	10	839	18
PAPER	0		0	
TOWN TOTAL	559		857	
TOTAL	1318		1572	

	MACHINE	MAIL	MACHINE	MAIL
REP DIST 63			Gerard M. MARTINEAU (D)	
WOONSOCKET				
63-1			222	12
63-2			247	8
63-3			335	3
63-4			359	7
63-5			94	2
SUB-TOTAL			1257	32
PAPER			0	
TOTAL			1289	

	MACHINE	MAIL	MACHINE	MAIL
REP DIST 64	Suzanne E. POULIOT (R)		Nancy L. BENOIT (D)	
NORTH SMITHFIELD				
64-4	355	4	651	10
SUB-TOTAL	355	4	651	10
PAPER	0		0	
TOWN TOTAL	359		661	
WOONSOCKET				
64-1	217	8	516	24
64-2	243	5	531	17
64-3	203	2	386	9
SUB-TOTAL	663	15	1433	50
PAPER	0		0	
TOWN TOTAL	678		1483	
TOTAL	1037		2144	

	MACHINE	MAIL	MACHINE	MAIL
REP DIST 65			Marc C. LAUZON (D)	
WOONSOCKET				
65-1			401	16
65-2			483	8
65-3			472	4
65-4			107	4
SUB-TOTAL			1463	32
PAPER			0	
TOTAL			1495	

	MACHINE	MAIL	MACHINE	MAIL
REP DIST 66	Roger A. PICARD (D)		Michael E. MONIZ (I)	
WOONSOCKET				
66-1			348	3
66-2			392	8
66-3			457	10
66-4			615	9
SUB-TOTAL			1812	30
PAPER			0	
TOTAL			1842	282

	MACHINE	MAIL	MACHINE	MAIL
REP DIST 67	David A. DARLINGTON (R)		Donald O. REILLY, JR. (D)	
CUMBERLAND				
67-4	232	4	648	11
67-8	318	11	603	7
67-10	354	10	488	14
67-11	358	6	353	13
67-12	321	18	548	22
67-13	101	6	122	5
SUB-TOTAL	1684	55	2762	72
PAPER	0		0	
TOTAL	1739		2834	

REP DIST 68			MACHINE	MAIL		
			Francis A.			
CUMBERLAND			GASCHEN (D)			
68-2			255	6		
68-3			403	7		
68-5			439	9		
68-6			490	14		
68-7			293	10		
68-9			664	17		
SUB-TOTAL			2544	63		
PAPER			0			
TOTAL			2607			
REP DIST 69	MACHINE	MAIL	MACHINE	MAIL	MACHINE	MAIL
	James E.		Thomas J.		David B.	
LINCOLN	BARDEN, JR (R)		WINFIELD (D)		BIBEAULT (I)	
69-1	221	9	170	6	19	1
69-2	98	8	112	16	17	1
SUB-TOTAL	319	17	282	22	36	2
PAPER	0		0		0	
TOWN TOTAL	336		304		38	
SMITHFIELD						
69-5	240	9	401	27	16	0
69-6	429	15	722	32	62	0
69-8	49	3	70	0	4	0
69-9	163	12	256	19	19	0
69-10	151	2	176	1	25	0
SUB-TOTAL	1032	41	1625	79	126	0
PAPER	0		0		0	
TOWN TOTAL	1073		1704		126	
TOTAL	1409		2008		164	
REP DIST 70			MACHINE	MAIL		
			Frank J.			
NORTH PROVIDENCE			ANZEVENO (D)			
70-1B			785	20		
70-1C			769	15		
70-1D			595	35		
70-3B			388	17		
70-3F			512	41		
SUB-TOTAL			3049	128		
PAPER			0			
TOTAL			3177			
REP DIST 71			MACHINE	MAIL		
			Vincent			
NORTH PROVIDENCE			MESOLELLA (D)			
71-1E			407	4		
71-2A			693	27		
71-2B			523	14		
71-2C			565	11		
71-3G			453	6		
SUB-TOTAL			2641	62		
PAPER			0			
TOTAL			2703			
REP DIST 72			MACHINE	MAIL		
			Joseph L.			
CENTRAL FALLS			FARIA (D)			
72-1			132	2		
72-3			66	5		
72-5			240	9		
72-7			117	2		
72-9			355	9		
SUB-TOTAL			910	27		
PAPER			0			
TOTAL			937			
REP DIST 73			MACHINE	MAIL		
			Robert R.			
CENTRAL FALLS			BROUSSEAU (D)			
73-2			145	1		
73-4			329	30		
73-6			111	2		
73-8			334	12		
SUB-TOTAL			919	45		
PAPER			0			
CITY TOTAL			964			
CUMBERLAND						
73-1			354	5		
SUB-TOTAL			354	5		
PAPER			0			
TOWN TOTAL			359			
TOTAL			1323			

REP DIST 74	MACHINE	MAIL
LINCOLN	Mark M.	MONTALBANO (D)
74-1	233	5
74-2	110	3
SUB-TOTAL	343	8
PAPER	0	
TOWN TOTAL	351	
NORTH PROVIDENCE		
74-2D	422	6
SUB-TOTAL	422	6
PAPER	0	
TOWN TOTAL	428	
PAWTUCKET		
74-1	250	9
74-2	628	10
SUB-TOTAL	878	19
PAPER	0	
CITY TOTAL	897	
TOTAL	1676	
REP DIST 75	MACHINE	MAIL
PAWTUCKET	William	SAN BENTO, Jr. (D)
75-1	315	7
75-2	614	2
75-3	296	4
SUB-TOTAL	1225	13
PAPER	0	
TOTAL	1238	
REP DIST 76	MACHINE	MAIL
PAWTUCKET	John B.	HARWOOD (D)
76-1	265	6
76-2	199	4
76-3	330	10
76-4	386	6
76-5	105	26
76-6	43	0
SUB-TOTAL	1328	52
PAPER	0	
TOTAL	1380	
REP DIST 77	MACHINE	MAIL
PAWTUCKET	Mabel M.	ANDERSON (D)
77-1	356	11
77-2	417	22
77-3	386	27
77-4	520	5
77-5	344	7
SUB-TOTAL	2023	72
PAPER	1	
TOTAL	2096	
REP DIST 78	MACHINE	MAIL
PAWTUCKET	Elaine A.	CODERRE (D)
78-1	231	5
78-2	352	8
78-3	387	7
78-4	318	6
78-5	97	2
SUB-TOTAL	1385	28
PAPER	1	
TOTAL	1414	
REP DIST 79	MACHINE	MAIL
PAWTUCKET	Antonio J.	PIRES (D)
79-1	551	15
79-2	394	9
79-3	448	7
79-4	212	3
79-5	142	2
79-6	126	1
SUB-TOTAL	1873	37
PAPER	1	
TOTAL	1911	

REP DIST 80			MACHINE	MAIL
			Peter F.	
			KILMARTIN (D)	
PAWTUCKET				
80-1			594	15
80-2			699	28
80-3			640	12
80-4			691	8
SUB-TOTAL			2624	63
PAPER			1	
TOTAL			2688	

REP DIST 81	MACHINE	MAIL	MACHINE	MAIL
	Thomas C.		Eugene F.	
	DePATIE (R)		GARVEY (D)	
CHARLESTOWN				
81-1	425	3	333	10
81-2	366	6	194	5
81-3	301	13	213	9
SUB-TOTAL	1092	22	740	24
PAPER	0		0	
TOWN TOTAL	1114		764	

NEW SHOREHAM				
81-1	237	78	423	106
SUB-TOTAL	237	78	423	106
PAPER	0		0	
TOWN TOTAL	315		529	

SOUTH KINGSTOWN				
81-5	382	20	496	24
81-8	336	14	548	22
SUB-TOTAL	718	34	1044	46
PAPER	0		0	
TOWN TOTAL	752		1090	

TOTAL	2181		2383	
-------	------	--	------	--

REP DIST 82			MACHINE	MAIL
			Edward R.	
			LYNCH (D)	
EAST PROVIDENCE				
82-1			658	21
82-1A			341	5
82-2			664	26
82-3			303	13
SUB-TOTAL			1966	65
PAPER			1	
CITY TOTAL			2032	

PAWTUCKET				
82-1			638	38
SUB-TOTAL			638	38
PAPER			1	
CITY TOTAL			677	
TOTAL			2709	

REP DIST 83			MACHINE	MAIL
			Maria J.	
			LOPES (D)	
EAST PROVIDENCE				
83-4			313	17
83-5			491	34
83-7			344	18
83-8			355	9
SUB-TOTAL			1503	78
PAPER			4	
TOTAL			1585	

REP DIST 84	MACHINE	MAIL	MACHINE	MAIL
	Albert E.		Henry C.	
	POIRIER, JR (R)		ROSE (D)	
EAST PROVIDENCE				
84-9	30	1	99	1
84-14	382	21	668	30
84-15	344	8	675	16
84-16	242	15	515	38
84-19	184	5	209	12
SUB-TOTAL	1182	50	2166	97
PAPER	1		0	
TOTAL	1233		2263	

	MACHINE	MAIL	MACHINE	MAIL
REP DIST 85	Raymond C. COELHO (D)		Robert F. ROSA (I)	
EAST PROVIDENCE				
85-6	346	16	136	2
85-10	431	17	96	2
85-11	251	6	73	0
85-12	136	11	48	2
85-13	180	2	56	0
SUB-TOTAL	1344	52	409	6
PAPER	4		2	
TOTAL	1400		417	

	MACHINE	MAIL		
REP DIST 86	George D. CARUOLO (D)			
EAST PROVIDENCE				
86-17	420	8		
86-18	624	33		
86-20	523	16		
86-21	625	23		
SUB-TOTAL	2192	80		
PAPER	5			
TOTAL	2277			

	MACHINE	MAIL		
REP DIST 87	Sandra M. BARONE (D)			
EAST PROVIDENCE				
87-22	608	13		
87-23	346	15		
SUB-TOTAL	954	28		
PAPER	0			
CITY TOTAL	982			
BARRINGTON				
87-1	413	15		
87-2	602	13		
87-3	548	20		
SUB-TOTAL	1563	48		
PAPER	0			
TOWN TOTAL	1611			
TOTAL	2593			

	MACHINE	MAIL	MACHINE	MAIL
REP DIST 88	Joseph M. CODEGA (R)		Mark B. HEFFNER (D)	
BARRINGTON				
88-1	494	22	547	21
88-2	398	13	449	14
88-3	407	26	422	20
88-4	395	22	386	6
88-5	357	10	424	11
SUB-TOTAL	2051	93	2228	72
PAPER	0		0	
TOTAL	2144		2300	

	MACHINE	MAIL	MACHINE	MAIL
REP DIST 89	Pauline ACCIARDO (R)		James F. LOMBARDO (D)	
WARREN				
89-1	154	6	216	4
89-2	128	4	151	2
89-3	164	9	214	9
89-4	240	8	345	25
89-5	451	11	446	15
89-5A	102	3	170	15
89-6	140	3	255	8
SUB-TOTAL	1379	44	1797	78
PAPER	0		0	
TOTAL	1423		1875	

	MACHINE	MAIL	MACHINE	MAIL
REP DIST 90	Charles E. MILLARD, JR (R)		Thomas J. SOUSA (D)	
BRISTOL				
90-1	377	17	196	7
90-2	500	16	314	16
90-3	524	29	272	6
90-4	404	27	369	21
90-5	293	12	332	1
SUB-TOTAL	2098	101	1483	51
PAPER	2		6	
TOWN TOTAL	2201		1540	
WARREN				
90-1	152	11	94	2
90-1A	99	0	75	2
SUB-TOTAL	251	11	169	4
PAPER	0		0	
TOWN TOTAL	262		173	
TOTAL	2463		1713	

REP DIST 91	MACHINE Virginia L. BUTTERWORTH (R)	MAIL	MACHINE Lawrence J. FERGUSON (D)	MAIL
BRISTOL				
91-1	308	6	558	15
91-2	214	3	543	10
91-3	214	17	402	34
91-4	152	1	250	4
SUB-TOTAL	888	27	1753	63
PAPER	3		5	
TOTAL	918		1821	

REP DIST 92	MACHINE James F. TOWERS (D)	MAIL
TIVERTON		
92-1	443	16
92-3	499	7
92-4	530	12
92-5	461	14
92-6	377	6
SUB-TOTAL	2310	55
PAPER	0	
TOTAL	2365	

REP DIST 93	MACHINE Dorothy M. BACKMAN (R)	MAIL	MACHINE Charles J. LEVESQUE (D)	MAIL
BRISTOL				
93-1	217	12	199	10
SUB-TOTAL	217	12	199	10
PAPER	0		0	
TOWN TOTAL	229		209	

PORTSMOUTH				
93-1	221	12	306	9
93-2	237	18	367	21
93-3	308	17	296	11
93-4	326	16	382	17
93-5	57	2	44	3
SUB-TOTAL	1149	65	1395	61
PAPER	0		0	
TOWN TOTAL	1214		1456	
TOTAL	1443		1665	

REP DIST 94	MACHINE Joan B. QUICK (R)	MAIL	MACHINE Joseph BOSSOM (D)	MAIL
LITTLE COMPTON				
94-1	1153	58	410	17
SUB-TOTAL	1153	58	410	17
PAPER	0		0	
TOWN TOTAL	1211		427	

TIVERTON				
94-1	118	9	74	1
94-2	434	12	506	7
94-3	106	0	133	0
SUB-TOTAL	658	21	713	8
PAPER	0		0	
TOWN TOTAL	679		721	

PORTSMOUTH				
94-6	334	20	135	7
94-7	337	15	153	5
SUB-TOTAL	671	35	288	12
PAPER	0		0	
TOWN TOTAL	706		300	
TOTAL	2596		1448	

REP DIST 95	MACHINE Bruce J. LONG (R)	MAIL
MIDDLETOWN		
95-1	280	21
95-2	221	14
95-3	490	7
95-4	465	28
SUB-TOTAL	1456	70
PAPER	0	
TOTAL	1526	

REP DIST 96	MACHINE Hubert E. LITTLE (R)	MAIL
MIDDLETOWN		
96-9	166	5
SUB-TOTAL	166	5
PAPER	0	
TOWN TOTAL	171	
PORTSMOUTH		
96-8	409	27
96-9	525	31
96-10	506	21
96-11	471	41
SUB-TOTAL	1911	120
PAPER	0	
TOWN TOTAL	2031	
TOTAL	2202	

REP DIST 97	MACHINE Jeffrey J. TEITZ (D)	MAIL
NEWPORT		
97-1	63	1
97-2	59	12
97-3	194	4
97-4	76	2
97-5	460	20
97-6	405	22
SUB-TOTAL	1257	61
PAPER	2	
TOTAL	1320	

REP DIST 98	MACHINE Noah J. ANACLETO (R)	MAIL	MACHINE Mary E. LEVESQUE (D)	MAIL
JAMESTOWN				
98-1	645	51	539	46
98-2	691	27	549	29
SUB-TOTAL	1336	78	1088	75
PAPER	0		0	
TOWN TOTAL	1414		1163	
NEWPORT				
98-1	264	19	408	17
98-2	169	7	499	21
SUB-TOTAL	433	26	907	38
PAPER	0		2	
TOWN TOTAL	459		947	
TOTAL	1873		2110	

REP DIST 99	MACHINE Christine H. CALLAHAN (R)	MAIL	MACHINE Frederick C. CAVALLARO	MAIL
MIDDLETOWN				
99-5	441	17	257	10
99-6	270	25	189	22
99-7	416	14	293	11
99-8	431	31	214	9
SUB-TOTAL	1558	87	953	52
PAPER	0		0	
TOWN TOTAL	1645		1005	
NEWPORT				
99-1	309	21	194	17
99-2	315	10	241	6
SUB-TOTAL	624	31	435	23
PAPER	0		0	
TOWN TOTAL	655		458	
TOTAL	2300		1463	

REP DIST 100	MACHINE Paul W. CROWLEY (D)	MAIL
NEWPORT		
100-1	98	8
100-2	179	16
100-3	383	27
100-4	326	23
100-5	445	23
SUB-TOTAL	1431	97
PAPER	0	
TOTAL	1528	

THE FOLLOWING PERSONS RECEIVED WRITE-IN VOTES AT THE ELECTION
NOVEMBER 8, 1994

FOR U.S. SENATE:	Total Votes
Paul Tsongas	4
Jerry Brown	1
Don DiBiasio	1
Bryan Kennedy	1
Tom Post	1
Robert Henry	1
Carol Henry	1
Almost anyone else	1
Mitt Romney	1
FOR U.S. REPRESENTATIVE:	
Joe Crosby	1
Vincent Cianci	1
Diamond Joe Quimby	1
Gebhardt	1
Ronald Machtley	5
Daniel Murphy	1
Paul Tsongas	1
FOR GOVERNOR:	
Scott Wolf	1
Steven M. Desjarlais	1
Ron Machtley	6
Anna Sullivan	1
Flaherty	1
Matthew Fonseca	1
Giovanni D. Conti	1
Bruce Sundlun	2
Robert Healey	3
Lawrence J. Fitzmorris	1
Mickey Mouse	1
Boyd Rice	1
Francis Flaherty	1
FOR LT. GOVERNOR:	
Ray Rickman	1
Leanne Johnston	1
John Feroce	1
Minnie Mouse	1
Darrell Wyche	1
Rodney Driver	1
Daniel Murphy	1

FOR SECRETARY OF STATE:

Anna Sullivan	1
John M. Carlevale	1
Ray Rickman	9
Krusty the Clown	1
Darrell Wyche	1
S. Marchetti	1

FOR ATTORNEY GENERAL:

Louis Serio	1
Darrell Wyche	1
S. Marchetti	1
Donald Duck	1

FOR GENERAL TREASURER:

Carol Grilli	1
Troy McClure	1
Darrell Wyche	1
S. Marchetti	1
Vincent D. Bradley	1

FOR STATE SENATOR:

David Casalino	1
Anyone Else But	1
Eileen Slattery Naughton	1
S. Marchetti	1
Lou Serio	24
Thomas Post	5
Huey	1

FOR STATE REPRESENTATIVE:

Lou Serio	23
Robert Lafleur	1
Minnie Mouse	2
Karen Torti	1
Peter Nevola	1
Mary Batastini	1
David Casalino	1
Louie	1
James McCormick	1
Kate O'Malley	1

ALTHOUGH THE FOLLOWING PERSONS RECEIVED WRITE-IN VOTES, THE OFFICE FOR WHICH THEIR NAMES WERE PROPOSED COULD NOT BE DETERMINED:

Cheryl Celletti	1
Paul Baligian	2
Ron Machtley	3
Karl Marx	1
Joe Mollicone	1
Robert Quinlan	3
David Lecuner	1
Rush Limbaugh	1
Dacia Nickerson	1
Joe Crosby	1
York	1
John Chrupcala	1
Patrick Dowd	2
Eugene Peimante.....	1
Deborah Cashman	1
Arnold Samalan	1
Mickey Mouse	3
Minnie Mouse	1
Goofy	1
Joe Donohue	1
James Murray	1
Betty Boop	1
Ed Norton	1
Not needed office	1
Greg Riposa	1
Armand Roy	1
Scott Cardage	1
Susan Bitello	1
Kathleen McDevitt	1
Ray Rickman	3
Dan McKee	1
James England	1
Barbara England	1
Catherine Cazavon	1
Romaco Machtley	1
Tom Post	5
Jesus	1
John Devine	3
Nancy Glantz	1

NOTES:

