

1996

OFFICIAL COUNT OF THE BALLOTS CAST

GENERAL ELECTION


November 5, 1996

STATEWIDE PRIMARY

September 10, 1996

PRESIDENTIAL PRIMARY

March 5, 1996



50 Branch Avenue, Providence, RI 02904

RHODE ISLAND STATE BOARD OF ELECTIONS

ROGER N. BEGIN, CHAIRMAN
JONATHAN K. FARNUM, VICE CHAIRMAN
JUDITH H. BAILEY
LEO D. BLAIS
FLORENCE G. JOHNSON
WILLIAM P. SHIELDS, JR.
RAYMOND A. XAVIER

EXECUTIVE DIRECTOR
ROBERT J. FONTAINE


LEGAL ADVISOR
ROBERT E. CRAVEN

CHIEF AUDITOR
HENRY A. JOHNSON

***SPECIAL PROJECTS
COORDINATOR***
FRANCES A. KEATING

Prepared by
Beverly J. Chase

Office
50 BRANCH AVENUE, PROVIDENCE, RHODE ISLAND 02904
(401) 277-2345
(401) 621-3255 FAX
(401) 277-2239 TDD



**RI Board of Elections
Official Count of the Ballots Cast
1996**

INDEX

Presidential Primaries, March 5, 1996	1 - 7
Democratic Primary, September 10, 1996	8 - 16
Republican Primary, September 10, 1996	17 - 24
Vote for Presidential Electors	25
List of Candidates for General Election	26 - 29
General Election - President	30 - 31
General Election - U.S. Senate	32 - 33
General Election - U.S.Congress	34 - 35
Vote for Referenda	36 - 37
General Election - Voter Turnout	38
Federal Candidates: City / Town Totals by Voting District	39 - 140
State Senate by District	141 - 160
State Representatives by District	161 - 186

100
100
100

100

100

100

100

100

100

100

100

100

100

100

100

100

100

100

**RHODE ISLAND PRESIDENTIAL PRIMARIES
MARCH 5, 1996**

**PRESIDENTIAL
CANDIDATES/DELEGATES
STATE TOTALS**

PRESIDENTIAL PRIMARY - MARCH 5, 1996
SUMMARY
(Machine Votes Only)

1st Congressional District

2nd Congressional District

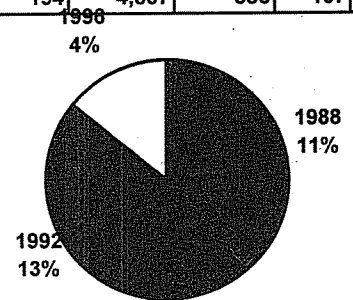
City / Town	Democrat			Republican					City / Town	Democrat			Republican				
	LAROUCHE, JR	UNCOMMITTED	CLINTON	LUGAR	DOLE	UNCOMMITTED	TAYLOR	AXLEXNDER		LAROUCHE, JR	UNCOMMITTED	CLINTON	LUGAR	DOLE	UNCOMMITTED	TAYLOR	AXLEXNDER
Barrington	2	5	113	33	511	38	3	99	Charlestown	1	3	22	10	138	12	5	47
Bristol	9	8	172	14	325	31	4	87	Coventry	7	10	100	9	236	27	5	65
Burrillville	3	2	77	3	87	21	1	49	Cranston	19	23	486	33	758	87	9	232
Central Falls	11	13	278	1	30	4	0	17	East Greenwich	4	2	48	8	358	41	11	98
Cumberland	16	25	248	20	297	26	4	102	Exeter	3	0	22	2	83	15	1	18
East Providence	20	18	438	23	375	65	2	121	Foster	1	1	18	2	95	9	0	30
Jamestown	5	3	103	13	183	18	4	49	Glocester	0	2	41	2	96	11	4	29
Lincoln	5	8	122	25	317	34	1	87	Hopkinton	1	3	36	6	92	11	4	29
Little Compton	1	0	42	9	132	16	4	27	Johnston	16	16	193	5	130	13	4	20
Middletown	4	5	161	11	253	41	4	91	Narragansett	5	8	137	4	196	25	1	59
Newport	9	23	314	26	404	57	2	123	New Shoreham	1	1	34	0	0	0	0	0
North Providence	13	19	305	4	116	18	1	31	North Kingstown	11	17	182	13	504	43	10	126
North Smithfield	1	3	54	6	154	15	0	39	Providence	47	52	716	14	250	55	5	82
Pawtucket	68	77	928	20	297	69	8	110	Richmond	2	0	16	7	70	13	1	18
Portsmouth	4	12	151	20	387	68	2	115	Scituate	6	2	30	3	197	20	1	51
Providence	15	39	518	34	394	50	8	108	South Kingstown	8	9	145	16	352	33	6	97
Smithfield	4	9	116	11	184	33	2	63	Warwick	35	65	714	37	874	116	29	267
Tiverton	1	12	97	5	179	19	2	39	West Greenwich	0	6	96	14	163	24	5	62
Warren	2	7	146	3	111	14	0	30	West Warwick	2	1	7	3	51	7	0	15
Woonsocket	21	15	305	12	163	32	6	64	Westerly	9	11	94	6	164	24	6	70
DISTRICT TOTAL	214	303	4,688	293	4,899	669	58	1,451	DISTRICT TOTAL	178	232	3,137	194	4,807	586	107	1,415
STATE TOTALS	392	535	7,825	487	9,706	1,255	165	2,866									

Democrat turnout 8,752
Republican turnout 14,479

PRESIDENTIAL PRIMARIES

Voter Turnout 1988 - 1996

	Eligible	Turnout
1988	509,208	56,404
1992	518,036	65,992
1996	558,942	23,231



**PRESIDENTIAL PRIMARY
MARCH 5, 1996**

**The total number of votes cast for the candidates for President in the
DEMOCRATIC Presidential Primary are:**

	1st District	2nd District	State Total
Lyndon H. LaRouche, Jr.	214	178	392
Uncommitted	303	232	535
Bill Clinton	4,688	3,137	7,825

**The total number of votes cast for the WRITE-IN CANDIDATES for
President in the Democratic Presidential Primary are:**

Patrick Buchanan	15
M. Stephen Forbes	3
Alan Keyes	1
Ralph Nader	1
Jesse Jackson	1
Ross Perot	1
Jacqueline Burnes	1
Michael P. Ryan	1
Darrell Wyche	1
Gov. Robert Casey	1
Ken Griffey, Jr.	1
Sam Nunn	1

**The total number of votes cast in the DEMOCRATIC Primary for DELEGATE
in the 1st Congressional District are:**

1st District

DELEGATES FOR LAROUCHE:

Dolores J. Hall	264
Ronald A. Bowden, Jr.	211
Paul E. Nelson	203

DELEGATES FOR UNCOMMITTED:

Robert Thomas Magill	526
----------------------	-----

DELEGATES FOR CLINTON:

Myrth York	2,568
Nancy R. Reed	1,992
Jeffrey J. Teitz	1,736
Robert E. Metivier	1,628
Richard A. Licht	1,610
Elizabeth M. Noonan	1,366
Thomas R. Coderre	1,283
Patricia Houlihan	1,155
William San Bento, Jr.	1,136
Lynne F. Murphy-Hickey	1,098
Mary Elizabeth Garrett	996
Joseph Richard Brady	974
Malinda Howard	873
Thomas Lazieh	827
Sara Shea McConnell	809
John J. McConnell, Jr.	738
Raymond T. Hoyas, Jr.	710
Joseph A. DePasquale	692
George T. Panichas	641
Douglas M. Sarti	531
Marc T. Grove	491
Robert A. Riesman	470

The total number of votes cast in the DEMOCRATIC Primary for DELEGATES in the 2nd Congressional District are:

2nd District

DELEGATES FOR UNCOMMITTED: - No Delegates

DELEGATES FOR CLINTON:

Joseph W. Walsh	1,449
Charles J. Fogarty	1,111
Keven A. McKenna	1,076
Joseph R. Peckham	931
Mary B. Shekarchi	921
Eleanor C. Sasso	911
Suzanne M. Henseler	895
Heidi C. Sahagian	863
Grant S. Rodgers	833
Kathleen M. McCoy	783
George Nee	776
Cheryl L. Idone-McGowan	723
Catherine A. Robinson	720
Joseph Michael Mosca	677
Deborah M. Brayton	657
David C. DiMaio	653
Frank DiPaolo, Jr.	580
K. Joseph Shekarchi	566
Jerry A. Sahagian	455
George Curti, Jr.	345

DELEGATES FOR LAROUCHE:

Patricia Ann Pimental	290
Felix Scialo	231
Richard P. Oatley	213

**PRESIDENTIAL PRIMARY
MARCH 5, 1996**

**The total number of votes cast for the candidates for President
in the REPUBLICAN Presidential Primary are:**

	1st District	2nd District	State Total
Richard G. Lugar	293	194	487
Bob Dole	4,899	4,807	9,706
Uncommitted	669	586	1,255
Morry Taylor	58	107	165
Lamar Alexander	1,451	1,415	2,866

**The total number of votes cast for the WRITE-IN CANDIDATES for President
in the Republican Presidential Primary are:**

Patrick Buchanan	387	Solomon	1
M. Stephen Forbes	128	Kennedy	1
Alan Keyes	31	J. Thomas Prezlar	1
Colin Powell	6	Bruce Sundlun	1
Ralph Nader	2	R. Feliciano	1
Tony Affigne	2	Victoria Lederberg	1
Jesse Jackson	1	Bruce McCrae	1
Ross Perot	1	Francis Flaherty	1
Mildred Pierce	1	Emile J. Lafleursa	1
Robert Dornan	1	Ann Reid	1
Pat Paulson	1	Mr. Potato Head	1
Louis Cataldi	1	D. Duck	1
Patrick Dowd	1	Winnie the Pooh	1
Crum	1		
William J. Peterson	1		
Phil Gramm	1		
Robert A. Meyers	1		
Ron Daniels	1		
Jack Kemp	1		

The total number of votes cast in the REPUBLICAN Primary for DELEGATES
in the 1st Congressional District are:

1st District

DELEGATES FOR LUGAR: - No Delegates

DELEGATES FOR DOLE:

John A. Holmes, Jr.	1,925
Eileen Gillespie Slocum	1,508
Halsey C. Herreshoff	1,383
Joan B. Quick	1,253
George L. Sisson, Jr.	1,205
Christine H. Callahan	1,089
Gerald R. Lynch	1,024
Lester E. Hilton	706
Bert W. Anger	570
Edith R. Lawson	415
Patrick A. Guida	400
William Simpson	339
Steven Frias	315
Christopher P. Morra	281

DELEGATES FOR UNCOMMITTED:

Helen J. Gladney	470
Frank Liotine, Jr	431
William A. Perry	431
Laurence M. Tozier	303
Raymond J. Sylvia, Jr.	289
Lester R. Olson	280
James S. Reynolds	253
Denis T. Teague	249
Robert S. DeFusco	223
Donovan J. Lewis	121

DELEGATES FOR TAYLOR: - No Delegates

DELEGATES FOR ALEXANDER:

Elizabeth Ann Leonard	678
Michael P. Kehew	367
Elinor J. Clapp	346
Albert A. Nannini	326
Dennis R. Moss	307
Maura E. Kehew	284
Marlene L. Moss	255
Ronald F. Iacobbo	249
Amy P. Kempe	245
Dean N. Costakos	222

**The total number of votes cast in the REPUBLICAN Primary for DELEGATES
in the 2nd Congressional District are:**

2nd District

DELEGATES FOR LUGAR: - No Delegates

DELEGATES FOR ALEXANDER:

Bradford Gorham	1,263
Sue P. Duff	1,030
Paul H. Archetto	920

DELEGATES FOR TAYLOR: - No Delegates

DELEGATES FOR DOLE:

Martha A. Stamp	1,750
Michael A. Traficante	1,520
Julie A. Grace	1,385
Robin Porter	1,034
Wayne L. Salisbury	966
Leona A. Kelley	952
Bruce D. Campbell	757
Naomi Davis Young	745
Dennis L. Algieri	567
Petrina Parente	647
Nancy N. Richmond	645
Scott Bill Hirst	487
David M. Primo	231

DELEGATES FOR UNCOMMITTED:

Jerry E. Burchette	650
Michael V. Pearce	533
Jonathan C. Cross	355
Stephen W. Hutchins	293
Russell M. Jones	219
Matthew S. Ulricksen	210
David B. Talan	202
Raymond Leo Dempsey, Jr.	185
Thomas L. Fournier	139
Brian P. Mayben	72

**RHODE ISLAND STATEWIDE PRIMARIES
SEPTEMBER 10, 1996**

**DEMOCRAT
STATE AND FEDERAL
CANDIDATE TOTALS**

...

...

...

...

Statewide Primary - September 10, 1996
Vote by County for U.S. Senators and Representatives in Congress
DEMOCRAT

CITY / TOWN	U.S. Senate		U.S. Representatives				
	REED	GIL	Dist. 1 KENNEDY	Dist. 2 PAOLINO	Dist. 2 WEYGAND	Dist. 2 O'HARE	Dist. 2 McGAIR
<u>BRISTOL COUNTY</u>							
BARRINGTON	266	22	257				
BRISTOL	435	76	480				
WARREN	<u>734</u>	<u>108</u>	<u>819</u>				
COUNTY TOTAL	1,435	206	1,556				
<u>KENT COUNTY</u>							
COVENTRY	1,628	327		567	1,197	337	66
EAST GREENWICH	476	93		162	398	78	10
WARWICK	6,883	1,281		2,434	5,232	1,125	405
WEST GREENWICH	119	15		34	84	21	2
WEST WARWICK	<u>1,481</u>	<u>303</u>		<u>705</u>	<u>967</u>	<u>332</u>	<u>42</u>
COUNTY TOTAL	10,587	2,019		3,902	7,878	1,893	525
<u>NEWPORT COUNTY</u>							
JAMESTOWN	373	41	348				
LITTLE COMPTON	67	8	72				
MIDDLETOWN	204	25	218				
NEWPORT	700	117	780				
PORTSMOUTH	478	74	509				
TIVERTON	<u>653</u>	<u>129</u>	<u>784</u>				
COUNTY TOTAL	2,475	394	2,711				
<u>PROVIDENCE COUNTY</u>							
BURRILLVILLE	346	49	355				
CENTRAL FALLS	1,056	174	1,294				
CRANSTON	5,299	770		2,707	3,056	786	89
CUMBERLAND	4,036	832	4,552				
EAST PROVIDENCE	3,066	472	3,241				
FOSTER	90	12		23	58	26	1
GLOCESTER	278	41		107	179	51	4
JOHNSTON	3,671	650		2,463	1,849	687	86
LINCOLN	923	152	970				
NORTH PROVIDENCE	6,457	1,114	6,439				
NORTH SMITHFIELD	209	25	219				
PAWTUCKET	3,287	580	3,625				
PROVIDENCE	9,258	1,095	2,683	4,452	2,975	658	107
SCITUATE	233	52		79	172	58	2
SMITHFIELD	610	81	590				
WOONSOCKET	<u>914</u>	<u>154</u>	<u>1,073</u>				
COUNTY TOTAL	39,733	6,253	25,041	9,831	8,289	2,266	289
<u>WASHINGTON COUNTY</u>							
CHARLESTOWN	133	6		53	78	14	2
EXETER	147	27		61	108	19	1
HOPKINTON	129	9		60	66	18	2
NARRAGANSETT	1,424	209		542	1,090	156	57
NEW SHOREHAM	58	7		20	32	9	1
NORTH KINGSTOWN	1,453	182		458	1,101	251	15
RICHMOND	55	24		40	112	28	0
SOUTH KINGSTOWN	1,148	144		350	838	176	10
WESTERLY	559	74		372	306	46	2
COUNTY TOTAL	5,106	682		1,956	3,731	717	90
STATE TOTALS	59,336	9,554	29,308	15,689	19,898	4,876	904

**DEMOCRATIC PRIMARY
UNITED STATES SENATE**

CITY/TOWN	JOHN F. REED	DON GIL
BARRINGTON	266	22
BRISTOL	435	76
BURRILLVILLE	346	49
CENTRAL FALLS	1,056	174
CHARLESTOWN	133	6
COVENTRY	1,628	327
CRANSTON	5,299	770
CUMBERLAND	4,036	832
EAST GREENWICH	476	93
EAST PROVIDENCE	3,066	472
EXETER	147	27
FOSTER	90	12
GLOCESTER	278	41
HOPKINTON	129	9
JAMESTOWN	373	41
JOHNSTON	3,671	650
LINCOLN	923	152
LITTLE COMPTON	67	8
MIDDLETOWN	204	25
NARRAGANSETT	1,424	209
NEWPORT	700	117
NEW SHOREHAM	58	7
NORTH KINGSTOWN	1,453	182
NORTH PROVIDENCE	6,457	1,114
NORTH SMITHFIELD	209	25
PAWTUCKET	3,287	580
PORTSMOUTH	478	74
PROVIDENCE	9,258	1,095
RICHMOND	55	24
SCITUATE	233	52
SMITHFIELD	610	81
SOUTH KINGSTOWN	1,148	144
TIVERTON	653	129
WARREN	734	108
WARWICK	6,883	1,281
WESTERLY	559	74
WEST GREENWICH	119	15
WEST WARWICK	1,481	303
WOONSOCKET	914	154
STATE TOTALS	59,336	9,554

**DEMOCRATIC PRIMARY
UNITED STATES CONGRESS**

<u>1st District</u>	
CITY/TOWN	PATRICK J. KENNEDY
BARRINGTON	257
BRISTOL	480
BURRILLVILLE	355
CENTRAL FALLS	1,294
CUMBERLAND	4,552
EAST PROVIDENCE	3,241
JAMESTOWN	348
LINCOLN	970
LITTLE COMPTON	72
MIDDLETOWN	218
NEWPORT	780
NORTH PROVIDENCE	6,439
NORTH SMITHFIELD	219
PAWTUCKET	3,625
PORTSMOUTH	509
PROVIDENCE	2,683
SMITHFIELD	590
TIVERTON	784
WARREN	819
WOONSOCKET	1,073
DISTRICT TOTALS:	29,308

**DEMOCRATIC PRIMARY
UNITED STATES CONGRESS**

2nd District

CITY/TOWN	JOSEPH R. PAOLINO, JR.	ROBERT A. WEYGAND	KATHRYN O'HARE	JOSEPH J. MCGAIR
CHARLESTOWN	53	78	14	2
COVENTRY	567	1,197	337	66
CRANSTON	2,707	3,056	786	89
EAST GREENWICH	162	398	78	10
EXETER	61	108	19	1
FOSTER	23	58	26	1
GLOCESTER	107	179	51	4
HOPKINTON	60	66	18	2
JOHNSTON	2,463	1,849	687	86
NARRAGANSETT	542	1,090	156	57
NEW SHOREHAM	20	32	9	1
NORTH KINGSTOWN	458	1,101	251	15
PROVIDENCE	4,452	2,975	658	107
RICHMOND	40	112	28	0
SCITUATE	79	172	58	2
SOUTH KINGSTOWN	350	838	176	10
WARWICK	2,434	5,232	1,125	405
WESTERLY	372	306	46	2
WEST GREENWICH	34	84	21	2
WEST WARWICK	705	967	332	42

DISTRICT TOTALS:	15,689	19,898	4,876	904
-------------------------	---------------	---------------	--------------	------------

DEMOCRATIC PRIMARY - SEPTEMBER 10, 1996

SENATORS

DIST.

1	Maryellen Goodwin	1,312	Helen Iasimone	324			Goodwin plurality	988
2	John M. Roney	543						
3	Rhoda E. Perry	953						
4	Dominick J. Ruggerio	1,241						
5	Catherine E. Graziano	2,153	Sandra D. Orsini	858			Graziano plurality	1,295
6	Edward F. Holland	629						
7	Robert J. Palazzo	1,335						
8	Frank T. Caprio	968						
9	Charles D. Walton	692						
10	Robert T. Kells	739						
11	Elizabeth H. Roberts	1,161	John P. Garan	153	Ethan T. Sholes	497	Roberts plurality	664
12	John R. O'Leary	1,041						
13	Thomas J. Izzo	1,132						
14	Eleanor C. Sasso	1,020						
15	Edward J. Lawrence	875	James M. Donelan	1,160			Donelan plurality	285
16	Michael J. McCaffrey	1,564						
17	William A. Walaska	1,317						
18	John C. Revens, Jr.	1,124						
19	Stephen D. Alves	802						
20	Jennie D. Day	545	Delia C. Smidt	183	Leonidas P. Raptakis	940	Raptakis plurality	395
21	NO NOMINEE							
22	J. Michael Lenihan	785						
23	Richard A. Welch	814						
24	Patrick T. McDonald	1,061						
25	Donna M. Walsh	347						
26	NO NOMINEE							
27	Charles J. Fogarty	482						
28	Joseph M. Polisena	2,411						
29	Robert J. Esposito	533						
30	Paul S. Kelly	430						
31	Marc A. Cote	389						
32	Roger Badeau	773						
33	Daniel P. Connors	2,402	Edgar R. Alger, III	1,452	Alfred S. Colonies	148	Connors plurality	950
34	Edward J. Slattery	600	Jonathan F. Oster	1,109			Oster plurality	509
35	Daniel J. Issa	1,345	Josephine McLaughlin	381			Issa plurality	964
36	John A. Celona	4,153						
37	Joseph A. Montalbano	1,537						
38	John F. McBurney III	1,102	Sandra M. Leal	851			McBurney plurality	251
39	William V. Irons	428						
40	Thomas R. Coderre	679						
41	Richard M. McAuliffe, Jr.	431						
42	Paul J. Tavarres	564						
43	Solomon A. Solomon	765	Rolland R. Grant	784	Michael J. Damiani	910	Damiani plurality	126
44	NO NOMINEE							
45	NO NOMINEE							
46	Helen M. Mathieu	502	Karen J. Nygaard	579			Nygaard plurality	77
47	William Enos	1,046						
48	NO NOMINEE							
49	M. Teresa Paiva-Weed	652						
50	J. Clement Cicilline	382						

DEMOCRATIC PRIMARY - SEPTEMBER 10, 1996

REPRESENTATIVES

DIST.

1	John J. McCauley, Jr.	481	Daniel J. Grzych	173	McCauley plurality	308
2	Paul E. Moura	380				
3	Edith H. Ajello	134				
4	David N. Cicilline	470				
5	Gordon Fox	363				
6	John J. DeSimone	982				
7	Joanne M. Giannini	1,081				
8	Thomas A. Palangio	596				
9	Anastasia P. Williams	259				
10	Peter N. Wasylyk	1,358	Madeleine P. Williams	270	Wasylyk plurality	1,088
11	Bambilyn Breece Cambio	1,175				
12	Steven F. Smith	607				
13	Charlene Lima	724				
14	Steven M. Costantino	943	Michael A. Tarro	471	Costantino plurality	472
15	Mary Ann F. Carroll	259				
16	Brian Patrick Kennedy	202				
17	Thomas C. Slater	427				
18	Marsha E. Carpenter	278				
19	Harold M. Metts	281				
20	George A. Castro	300	Victor F. Capellan	287	Castro plurality	3
21	Michael S. Pisaturo	470				
22	Beatrice A. Lanzi	499				
23	Linda DiCecco	580				
24	Frank A. Montanaro	566				
25	Peter G. Palumbo	391				
26	Robert B. Jacquard	560				
27	John S. Simonian	643				
28	Nancy Hetherington	644				
29	Joseph McNamara	766				
30	Paul V. Sherlock	625				
31	Myrna C. George	317				
32	Eileen Slattery Naughton	764	Joann Leonard	531	Naughton plurality	233
33	Peter T. Ginaitt	699				
34	Robert E. Flaherty	799				
35	Denise Aiken-Salandria	525	Henry A. Johnson, Jr.	371	Aiken Salandria plurality	154
36	Russell Bramley	535				
37	William C. McGowan	517				
38	Timothy A. Williamson	291				
39	William J. Murphy	610				
40	Robert E. Rainville	332				
41	Edward S. Inman, III	419				
42	Stephen J. Anderson	554				
43	NO NOMINEE					
44	Suzanne M. Henseler	509				
45	Melvoid J. Benson	524				
46	Kenneth Carter	267				
47	James M. Kelso	770	Charles T. Knowles	536	Kelso plurality	234
48	Donald J. Lally, Jr.	483				
49	John E. Barrett	436				
50	David J. Panciera	249				

DEMOCRATIC PRIMARY - SEPTEMBER 10, 1996
REPRESENTATIVES (cont'd)

Dist.

51	NO NOMINEE					
52	Marguerite J. Bumpus	236				
53	NO NOMINEE					
54	NO NOMINEE					
55	Alfred A. Russo, Jr.	1,047				
56	Joseph J. Voccola	1,246				
57	Gary M. Hogan	348				
58	Rene R. Menard	874				
59	John Douglas Barr, II	410	James B. Spooner 223	John J. Cullen 199		Barr Plurality 187
60	Jack B. Hodys	185				
61	Robert B. Lowe	162				
62	NO NOMINEE					
63	Gerard M. Martineau	262				
64	Nancy L. Benoit	205				
65	Ronald C. Munschy	173	Scott P. Labonte 160			Munschy plurality 13
66	Roger A. Picard	200				
67	Donald O. Reilly, Jr.	1,143				
68	David S. Iwuc	1,320	Kenneth L. Iannelli 512	Michael L. Kinch 617		Iwuc plurality 703
69	Thomas J. Winfield	270				
70	Frank J. Anzeveno, Jr.	2,065				
71	Vincent J. Mesolella	1,714				
72	Joseph L. Faria	525	Vicente Caban 154	Mildred Vega 159		Faria plurality 366
73	Michael J. Farrell	384	Robert R. Brousseau 370	Leonel H. Bonilla 136	Michael R. Lamontagne 234	Farrell plurality 14
74	Mark M. Montalbano	508				
75	William San Bento, Jr.	339				
76	John B. Harwood	543				
77	Mabel M. Anderson	865				
78	Elaine A. Coderre	331				
79	Antonio J. Pires	344				
80	Peter F. Kilmartin	264				
81	Eugene F. Garvey	298				
82	Elizabeth M. Dennigan	960	Edward R. Lynch 478			Dennigan plurality 482
83	Maria J. Lopes	255				
84	Henry C. Rose	799				
85	Raymond C. Coelho	234				
86	George D. Caruolo	747				
87	Sandra M. Barone	216				
88	Mark Barrett Heffner	164				
89	Jan Malik	590	James F. Lombardo 198	Robert J. Bento 219		Malik plurality 371
90	NO NOMINEE					
91	Lawrence J. Ferguson	198				
92	James F. Towers	455				
93	Charles J. Levesque	292				
94	NO NOMINEE					
95	NO NOMINEE					
96	NO NOMINEE					
97	Maxine B. Shavers	163				
98	George R. Levesque	400	David R. Carlin, III 360			Levesque plurality 40
99	Timothy G. Brew	54				
100	Paul W. Crowley	207				

DEMOCRATIC PRIMARY - SEPTEMBER 10, 1996
SENATE DISTRICT COMMITTEES

DIST.

3 Pawtucket Providence (elect 7)	Linda J. Kushner	584
	Seymour Lederberg	499
	Susan W. Markoff	462
	Marjory Solomon Day	435
	Vincent Brown	435
	Edward S. Goldin	421
	Renee B. Rulin	411
Stephen C. Broomfield	217	
15 Warwick (elect 5)	Barbara E. Turbitt	1038
	Pauline E. Cole	1002
	Edward T. Johnson	986
	Alana Burke	964
	Alicia M. Mildner	952
	Rosemaria Welch	499
	Patrick M. Knox	498
33 Cumberland (elect 5)	R. David Cruise	2332
	Catherine A. Joly	1862
	John P. Kelly, Jr.	1768
	Bonnie A. Large	1620
	Maureen M. Alger	1460
	Harvey H. Gauthier	1423
	Maureen F. Aveno	1106
	Gilda R. McLaughlin	872
	James N. McLaughlin	784
Martinho Batista	720	

**DEMOCRATIC PRIMARY - SEPTEMBER 10, 1996
REPRESENTATIVE DISTRICT COMMITTEES**

DIST.

28 Cranston Warwick (elect 5)	Ellen O'Hara	707
	Mary K. Fitzgerald	641
	Steven A. Stycos	598
	Robert J. Sullivan	562
	Samuel J. Hough	489
	Anna M. Sullivan	411
32 Warwick (elect 3)	Ronald K. McDermott	590
	Constant L. Simonini	549
	Dorothy A. Anderson	498
	James E. Cook	390
	William F. Coty	388
	Kelly A. McElroy	370
	Larry Alkins	237
55 Johnston (elect 3)	Joseph Calabrese	624
	Leonard J. Macari	611
	Peter Susi	535
	Carolyn A. Carnevale	396
	Gina A. Fiontella	320
	David Russo	318
	Donna Armstrong-Garzone	311
	Nicholas C. Ricci	259
	Michael DiChiro, Jr.	238
Nicola Mattiello	136	
59 Lincoln (elect 3)	James B. Spooner	417
	Barbara A. Barr	369
	Edward J. Slattery	362
	Craig S. Wilson	326
	Dorothy M. Lapre	142
67 Cumberland (elect 3)	Donald Large	740
	David F. Miller	717
	John MacQueen, Jr.	706
	Paul N. Gagnon, Jr.	461


1. The first part of the document discusses the importance of maintaining accurate records of all transactions.

Date	Description	Amount
2023-01-01	Opening Balance	1000.00
2023-01-15	Payment received from Client A	500.00
2023-01-20	Payment received from Client B	750.00
2023-02-01	Payment received from Client C	300.00
2023-02-10	Payment received from Client D	200.00
2023-02-15	Payment received from Client E	150.00
2023-02-20	Payment received from Client F	100.00
2023-02-25	Payment received from Client G	50.00
2023-03-01	Payment received from Client H	25.00
2023-03-05	Payment received from Client I	12.50
2023-03-10	Payment received from Client J	6.25
2023-03-15	Payment received from Client K	3.125
2023-03-20	Payment received from Client L	1.5625
2023-03-25	Payment received from Client M	0.78125
2023-03-30	Payment received from Client N	0.390625
2023-04-01	Payment received from Client O	0.1953125
2023-04-05	Payment received from Client P	0.09765625
2023-04-10	Payment received from Client Q	0.048828125
2023-04-15	Payment received from Client R	0.0244140625
2023-04-20	Payment received from Client S	0.01220703125
2023-04-25	Payment received from Client T	0.006103515625
2023-04-30	Payment received from Client U	0.0030517578125
2023-05-01	Payment received from Client V	0.00152587890625
2023-05-05	Payment received from Client W	0.000762939453125
2023-05-10	Payment received from Client X	0.0003814697265625
2023-05-15	Payment received from Client Y	0.00019073486328125
2023-05-20	Payment received from Client Z	0.000095367431640625
2023-05-25	Payment received from Client AA	0.0000476837158203125
2023-05-30	Payment received from Client AB	0.00002384185791015625
2023-06-01	Payment received from Client AC	0.000011920928955078125
2023-06-05	Payment received from Client AD	0.0000059604644775390625
2023-06-10	Payment received from Client AE	0.00000298023223876953125
2023-06-15	Payment received from Client AF	0.000001490116119384765625
2023-06-20	Payment received from Client AG	0.0000007450580596923828125
2023-06-25	Payment received from Client AH	0.00000037252902984619140625
2023-06-30	Payment received from Client AI	0.000000186264514923095703125
2023-07-01	Payment received from Client AJ	0.0000000931322574615478515625
2023-07-05	Payment received from Client AK	0.00000004656612873077392578125
2023-07-10	Payment received from Client AL	0.000000023283064365386962890625
2023-07-15	Payment received from Client AM	0.0000000116415321826934814453125
2023-07-20	Payment received from Client AN	0.00000000582076609134674072265625
2023-07-25	Payment received from Client AO	0.000000002910383045673370361328125
2023-07-30	Payment received from Client AP	0.0000000014551915228366851806640625
2023-08-01	Payment received from Client AQ	0.00000000072759576141834259033203125
2023-08-05	Payment received from Client AR	0.000000000363797880709171295166015625
2023-08-10	Payment received from Client AS	0.0000000001818989403545856475830078125
2023-08-15	Payment received from Client AT	0.00000000009094947017729282379150390625
2023-08-20	Payment received from Client AU	0.000000000045474735088646411895751953125
2023-08-25	Payment received from Client AV	0.0000000000227373675443232059478759765625
2023-08-30	Payment received from Client AW	0.00000000001136868377216160297393798828125
2023-09-01	Payment received from Client AX	0.000000000005684341886080801486968994140625
2023-09-05	Payment received from Client AY	0.0000000000028421709430404007434844970703125
2023-09-10	Payment received from Client AZ	0.00000000000142108547152020037174224853515625
2023-09-15	Payment received from Client BA	0.000000000000710542735760100185871124267578125
2023-09-20	Payment received from Client BB	0.0000000000003552713678800500929355621337890625
2023-09-25	Payment received from Client BC	0.00000000000017763568394002504646778106689453125
2023-09-30	Payment received from Client BD	0.000000000000088817841970012523233890533447265625
2023-10-01	Payment received from Client BE	0.000000000000044408920985006261616945266723828125
2023-10-05	Payment received from Client BF	0.0000000000000222044604925031308084726333619140625
2023-10-10	Payment received from Client BG	0.00000000000001110223024625156440423631668095703125
2023-10-15	Payment received from Client BH	0.000000000000005551115123125782202118158340478515625
2023-10-20	Payment received from Client BI	0.0000000000000027755575615628911010590791702392578125
2023-10-25	Payment received from Client BJ	0.00000000000000138777878078144555052953958511962890625
2023-10-30	Payment received from Client BK	0.000000000000000693889390390722775264769792598814453125
2023-11-01	Payment received from Client BL	0.000000000000000346944695195361387632384896299407265625
2023-11-05	Payment received from Client BM	0.00000000000000017347234759768069381619244814970363125
2023-11-10	Payment received from Client BN	0.000000000000000086736173798840346908096224074851815625
2023-11-15	Payment received from Client BO	0.00000000000000004336808689942017345404811203742590625
2023-11-20	Payment received from Client BP	0.000000000000000021684043449710086727024056018712953125
2023-11-25	Payment received from Client BQ	0.0000000000000000108420217248550433635120280093564765625
2023-11-30	Payment received from Client BR	0.00000000000000000542101086242752168175601400467823828125
2023-12-01	Payment received from Client BS	0.000000000000000002710505431213760840878007002339119140625
2023-12-05	Payment received from Client BT	0.00000000000000000135525271560688042043900350116955703125
2023-12-10	Payment received from Client BU	0.000000000000000000677626357803440210219501750584778515625
2023-12-15	Payment received from Client BV	0.0000000000000000003388131789017201051097508752923892578125
2023-12-20	Payment received from Client BW	0.00000000000000000016940658945086005254987543764619462890625
2023-12-25	Payment received from Client BX	0.000000000000000000084703294725430026274937718823097314453125
2023-12-30	Payment received from Client BY	0.000000000000000000042351647362715013137468859411548657265625
2024-01-01	Payment received from Client BZ	0.00000000000000000002117582368135750656873442970577432863125

2. The second part of the document discusses the importance of maintaining accurate records of all transactions.

**RHODE ISLAND STATEWIDE PRIMARIES
SEPTEMBER 10, 1996**

**REPUBLICAN
STATE AND FEDERAL
CANDIDATE TOTALS**



Statewide Primary - September 10, 1996
Vote by County for U.S. Senators and Representatives in Congress
REPUBLICAN

CITY / TOWN	U.S. Senate			U.S. Representatives			
	MAYER	LEONARD	POST	Dist. 1 CICIONE	Dist. 2 WILD MATSON PORTER PLANTE		
<u>BRISTOL COUNTY</u>							
BARRINGTON	426	45	25	371			
BRISTOL	370	17	18	223			
WARREN	<u>82</u>	<u>7</u>	<u>11</u>	<u>62</u>			
COUNTY TOTAL	878	69	54	656			
<u>KENT COUNTY</u>							
COVENTRY	362	39	98		329	70	77
EAST GREENWICH	336	21	59		169	27	222
WARWICK	1,134	81	204		780	103	461
WEST GREENWICH	285	38	114		197	122	68
WEST WARWICK	<u>200</u>	<u>15</u>	<u>39</u>		<u>142</u>	<u>27</u>	<u>34</u>
COUNTY TOTAL	2,317	194	514		1,617	349	862
<u>NEWPORT COUNTY</u>							
JAMESTOWN	133	8	27	110			
LITTLE COMPTON	96	18	11	75			
MIDDLETOWN	250	15	40	225			
NEWPORT	392	14	55	260			
PORTSMOUTH	724	66	82	544			
TIVERTON	<u>142</u>	<u>11</u>	<u>20</u>	<u>108</u>			
COUNTY TOTAL	1,737	132	235	1,322			
<u>PROVIDENCE COUNTY</u>							
BURRILLVILLE	85	4	15	70			
CENTRAL FALLS	58	24	10	51			
CRANSTON	774	95	201		731	48	240
CUMBERLAND	227	18	26	152			
EAST PROVIDENCE	318	51	62	267			
FOSTER	165	20	49		145	38	28
GLOCESTER	109	11	30		108	9	26
JOHNSTON	125	16	33		113	14	26
LINCOLN	271	22	36	229			
NORTH PROVIDENC	62	6	24	58			
NORTH SMITHFIELD	162	11	20	140			
PAWTUCKET	322	66	68	263			
PROVIDENCE	645	79	128	286	229	30	62
SCITUATE	286	24	82		251	49	52
SMITHFIELD	207	22	56	195			
WOONSOCKET	<u>224</u>	<u>25</u>	<u>20</u>	<u>157</u>			
COUNTY TOTAL	4,040	494	860	1,868	1,577	188	434
<u>WASHINGTON COUNTY</u>							
CHARLESTOWN	550	47	98		354	199	135
EXETER	123	8	58		111	30	42
HOPKINTON	121	9	36		49	112	16
NARRAGANSETT	306	13	41		169	38	125
NEW SHOREHAM	82	3	13		11	0	95
NORTH KINGSTOWN	605	44	234		318	45	536
RICHMOND	160	12	48		83	92	49
SOUTH KINGSTOWN	438	27	80		260	77	196
WESTERLY	<u>243</u>	<u>20</u>	<u>31</u>		<u>110</u>	<u>61</u>	<u>127</u>
COUNTY TOTAL	2,628	183	639		1,465	654	1,321
STATE TOTALS	11,600	1,072	2,302	3,846	4,659	1,191	2,617

**REPUBLICAN PRIMARY
UNITED STATES SENATE**

CITY/TOWN	NANCY J. MAYER	THEODORE LEONARD	THOMAS R. POST, III
BARRINGTON	426	45	25
BRISTOL	370	17	18
BURRILLVILLE	85	4	15
CENTRAL FALLS	58	24	10
CHARLESTOWN	550	47	98
COVENTRY	362	39	98
CRANSTON	774	95	201
CUMBERLAND	227	18	26
EAST GREENWICH	336	21	59
EAST PROVIDENCE	318	51	62
EXETER	123	8	58
FOSTER	165	20	49
GLOCESTER	109	11	30
HOPKINTON	121	9	36
JAMESTOWN	133	8	27
JOHNSTOWN	125	16	33
LINCOLN	271	22	36
LITTLE COMPTON	96	18	11
MIDDLETOWN	250	15	40
NARRAGANSETT	306	13	41
NEW SHOREHAM	82	3	13
NEWPORT	392	14	55
NORTH KINGSTOWN	605	44	234
NORTH PROVIDENCE	62	6	24
NORTH SMITHFIELD	162	11	20
PAWTUCKET	322	66	68
PORTSMOUTH	724	66	82
PROVIDENCE	645	79	128
RICHMOND	160	12	48
SCITUATE	286	24	82
SMITHFIELD	207	22	56
SOUTH KINGSTOWN	438	27	80
TIVERTON	142	11	20
WARREN	82	7	11
WARWICK	1,134	81	204
WEST GREENWICH	285	38	114
WEST WARWICK	200	15	39
WESTERLY	243	20	31
WOONSOCKET	224	25	20
STATE TOTALS	11,600	1,072	2,302

**REPUBLICAN PRIMARY
UNITED STATES CONGRESS**

1st District

CITY/TOWN **GIOVANNI D.
CICIONE**

BARRINGTON	371
BRISTOL	223
BURRILLVILLE	70
CENTRAL FALLS	51
CUMBERLAND	152
EAST PROVIDENCE	267
JAMESTOWN	110
LINCOLN	229
LITTLE COMPTON	75
MIDDLETOWN	225
NEWPORT	260
NORTH PROVIDENCE	58
NORTH SMITHFIELD	140
PAWTUCKET	263
PORTSMOUTH	544
PROVIDENCE	286
SMITHFIELD	195
TIVERTON	108
WARREN	62
WOONSOCKET	157

DISTRICT TOTALS: **3,846**

**REPUBLICAN PRIMARY
UNITED STATES CONGRESS**

<u>2nd District</u>			
CITY / TOWN	RICHARD E. WILD	JOHN O. MATSON	ROBIN PORTER
CHARLESTOWN	354	199	135
COVENTRY	329	70	77
CRANSTON	731	48	240
EAST GREENWICH	169	27	222
EXETER	111	30	42
FOSTER	145	38	28
GLOCESTER	108	9	26
HOPKINTON	49	112	16
JOHNSTOWN	113	14	26
NARRAGANSETT	169	38	125
NEW SHOREHAM	11	0	95
NORTH KINGSTOWN	318	45	536
PROVIDENCE	229	30	62
RICHMOND	83	92	49
SCITUATE	251	49	52
SOUTH KINGSTOWN	260	77	196
WARWICK	780	103	461
WESTERLY	110	61	127
WEST GREENWICH	197	122	68
WEST WARWICK	142	27	34
DISTRICT TOTALS:	4,659	1,191	2,617

REPUBLICAN PRIMARY - SEPTEMBER 10, 1996

SENATE

DIST.

1	NO NOMINEE				
2	Michael P.English	134			
3	Donovan J. Lewis	132			
4	NO NOMINEE				
5	Peter Iacobucci	39			
6	Martha A. Stamp	156	V. Susan Sosnowski	373	Sosnowski plurality 217
7	Gene Ricci	43			
8	Alfred S. Pennine	39			
9	Amelio Cioffi	44			
10	Brian P. Mayben	42			
11	Paul S. Mancini	212			
12	R. Kenneth Girard	198			
13	NO NOMINEE				
14	Steven J. Ferdinandi	133			
15	Janis E. Fisher	184			
16	Ernest E. Young	172			
17	Steven Archer	240			
18	Norman L. Seiders	287			
19	Harris M. Vederman	125			
20	NO NOMINEE				
21	Leo R. Blais	292			
22	Mary C. Blythe	594			
23	John A. Patterson	428	Richard A. Cunningham	263	Patterson plurality 165
24	Kenneth A. Capalbo	294			
25	W. Michael Sullivan	833			
26	Dennis L. Algieri	260			
27	Eric C. Barna	130			
28	Michael C. Cerullo, Jr.	86			
29	Michael J. Flynn	249			
30	Jonathan M. Mundy	192			
31	NO NOMINEE				
32	Roger G. Jalette, Sr.	94			
33	Robert E. Rockwell	151			
34	Michael R. DeBatt	297			
35	Joseph A. Cross	68			
36	NO NOMINEE				
37	NO NOMINEE				
38	NO NOMINEE				
39	Paul A. Dinsmore	125			
40	NO NOMINEE				
41	Nicholas Gorham	572	Kevin A. Breene	739	Breene plurality 167
42	NO NOMINEE				
43	NO NOMINEE				
44	David E. Bates	464			
45	Mary A. Parella	253			
46	Joseph J. Scanlan	386			
47	Rodney D. Titcomb	207			
48	June N. Gibbs	520			
49	William E. Burnes	190			
50	Francis D. Landry, Jr	257			

REPUBLICAN PRIMARY - SEPTEMBER 10, 1996
REPRESENTATIVES

DIST.

1	NO NOMINEE				
2	NO NOMINEE				
3	NO NOMINEE				
4	Michael L. Schein	112			
5	NO NOMINEE				
6	John M. Walsh	31			
7	NO NOMINEE				
8	NO NOMINEE				
9	Cheryl Sheridan	17			
10	NO NOMINEE				
11	NO NOMINEE				
12	NO NOMINEE				
13	Kathleen Chamberlain	16			
14	NO NOMINEE				
15	Richard P. Hanson, Jr.	127			
16	Matthew S. Ulricksen	148	Kenneth W. Mott	117	Ulricksen plurality 31
17	Mary C. Ross	27			
18	NO NOMINEE				
19	David L. Stahlbush, III	10			
20	NO NOMINEE				
21	Paul H. Archetto	102			
22	NO NOMINEE				
23	Brock D. Bierman	85			
24	NO NOMINEE				
25	NO NOMINEE				
26	Dominic Shelzi	118			
27	NO NOMINEE				
28	Andrew J. Lombardi	115			
29	NO NOMINEE				
30	Paul J. Tocco	61			
31	Brian Bamford	204			
32	NO NOMINEE				
33	NO NOMINEE				
34	NO NOMINEE				
35	Joseph A. Harrington, Jr.	94			
36	NO NOMINEE				
37	NO NOMINEE				
38	Louis F. Vastano, Jr.	59			
39	NO NOMINEE				
40	Richard E. Fleury	96			
41	NO NOMINEE				
42	NO NOMINEE				
43	Robert A. Watson	295			
44	Erik B. Wallin	204			
45	NO NOMINEE				
46	John M. Fay	104			
47	NO NOMINEE				
48	Eugene G. Bernardo, II	172			
49	Leona A. Kelley	226			
50	NO NOMINEE				

REPUBLICAN PRIMARY - SEPTEMBER 10, 1996
REPRESENTATIVES (cont'd)

DIST.

51	Mary Lou Walter	195
52	Joseph H. Scott	364
53	Sandra J. Campbell	338
54	Wayne L. Salisbury	341
55	Robert R. Larrivee	53
56	NO NOMINEE	
57	Susan Iannitelli	141
58	NO NOMINEE	
59	Charles E. McDevitt	166
60	Scott P. Rabideau	56
61	NO NOMINEE	
62	Robert Paul Boucher	78
63	NO NOMINEE	
64	Jerry DeLuca	69
65	Robert A. Gelinas	44
66	Edward J. Doura, Jr.	47
67	NO NOMINEE	
68	Bruce A. Lemois	57
69	Genevieve M. Dionne	113
70	NO NOMINEE	
71	NO NOMINEE	
72	NO NOMINEE	
73	NO NOMINEE	
74	NO NOMINEE	
75	NO NOMINEE	
76	NO NOMINEE	
77	NO NOMINEE	
78	NO NOMINEE	
79	NO NOMINEE	
80	NO NOMINEE	
81	NO NOMINEE	
82	John M. Rooke	122
83	Daniel J. Garza	39
84	NO NOMINEE	
85	NO NOMINEE	
86	NO NOMINEE	
87	Rse Larisa	185
88	Maria T. Ferri	225
89	Pauline Acciaro	58
90	Charles E. Millard, Jr.	245
91	NO NOMINEE	
92	Joseph N. Amaral	93
93	Joseph P. Rhodes	269
94	Joan B. Quick	272
95	Bruce J. Long	113
96	Hubert E. Little	298
97	Robert B. MacDougall	70
98	Mark E. Liberati	210
99	Christine H. Callahan	196
100	NO NOMINEE	


**REPUBLICAN PRIMARY - SEPTEMBER 10, 1996
SENATORIAL DISTRICT COMMITTEES**

DIST.

41	Coventry	Kevin A. Breene	724
	Exeter	Wayne L. Salisbury	657
	Foster	Heidi A. Colwell	618
	Glocester	William C. Moskosky, Jr.	614
	Scituate	Roger D. Medbury	610
	West Greenwich	Robert A. Boyden	570
	(elect 7)	Stephen A. Siener	539
		Myrna E. Andrews	511
		Edward J. Juairé	465
		Clyde S. Fish II	394
		William C. Eccleston	380
		Michael B. Fines	351
		Colleen D. Turner	344

**RHODE ISLAND GENERAL ELECTION
NOVEMBER 5, 1996**

**FEDERAL CANDIDATES
STATE TOTALS**



TOTAL VOTES CAST FOR PRESIDENTIAL ELECTORS

	TOTAL VOTES
DEMOCRAT	
Muriel A. Evans	
Christine McBurney	233,050
Joseph Muschiano	
Robert Riesman	
REPUBLICAN	
John A. Holmes, Jr.	
Joan B. Quick	104,683
Eileen G. Stocum	
Michael Traficante	
LIBERTARIAN PARTY	
David B. Bibeault	
John H. DeMeo	1,109
Robert L. Rilée	
Michael J. Rollins	
NATURAL LAW PARTY	
Gail Alison Casman	
Walter B. Clarke, Jr.	435
Everett L. Moore, Jr.	
Virginia B. Moore	
U.S. TAXPAYERS PARTY	
Alfred T. Fiske	
Patricia M. Manning	1,021
Argentina M. Morra	
C. Andrew Pretzer	
REFORM PARTY	
David W. Greenwood	
David C. Richardson	43,723
James C. Simpson	
June T. Spink	
GREEN PARTY	
John L. Martin	
Timothy L. McKee	6,040
Marcel St.Germain	
Julie Talbutt	
WORKERS WORLD PARTY	
William J. Bateman	186
David Fremming	

**GENERAL ELECTION - NOVEMBER 5, 1996
CANDIDATES**

The candidates for U.S. SENATE at this election were:

John F. Reed of Cranston	Democrat
Nancy J. Mayer of Bristol	Republican
Donald W. Lovejoy of Cranston	Natural Law Party

The candidates for CONGRESS in the FIRST DISTRICT were:

Patrick J. Kennedy of Providence	Democrat
Giovanni D. Cicione of Providence	Republican
Michael J. Rollins of No. Providence	Libertarian Party
Graham R. Schwass of Providence	Green Party
Gregory Raposa of Bristol	Independent

The candidates for CONGRESS in the SECOND DISTRICT were:

Robert A. Weygand of No. Kingstown	Democrat
Richard E. Wild of Cranston	Republican
Thomas J. Ricci of Providence	Don't Vote Paolino Party
Jack D. Potter of Providence	Sharecropper's Revolt Party
Gail Alison Casman of Warwick	Natural Law Party

The candidates for SENATORS and REPRESENTATIVES in the GENERAL ASSEMBLY from the several Senatorial and Representative Districts at this election were:

SENATORS

Dist. No.	Democrat	Republican	Independent (CM=Cool Moose)
1	Maryellen Goodwin		Daniel J. Grzych
2	John M. Roney	Michael P. English	
3	Rhoda E. Perry	Donovan J. Lewis	
4	Dominick J. Ruggerio		
5	Catherine El. Graziano	Peter Iacobucci	
6	Edward F. Holland	V. Susan Sosnowski	
7	Robert J. Palazzo	Gene Ricci	
8	Frank T. Caprio	Alfred S. Pennine	
9	Charles D. Walton	Amelio Cioffi	
10	Robert T. Kells	Brian P. Mayben	
11	Elizabeth H. Roberts	Paul S. Mancini	
12	John R. O'Leary	R. Kenneth Girard	
13	Thomas J. Izzo		
14	Eleanor C. Sasso	Steven J. Ferdinandi	
15	James M. Donelan	Janis E. Fisher	Paul N. Nichola
16	Michael J. McCaffrey	Ernest E. Young	
17	William A. Walaska	Steven Archer	
18	John C. Revens	Norman L. Seiders	
19	Stephen D. Alves	Harris M. Vederman	
20	Leonides P. Raptakis		
21		Leo R. Blais	
22	J. Michael Lenihan	Mary C. Blythe	
23	Richard A. Welch	John A. Patterson	
24	Patrick T. McDonald	Kenneth A. Capalbo	Kathleen R. Healey (CM)
25	Donna M. Walsh	W. Michael Sullivan	John Turnbull
26		Dennis L. Algieri	
27	Charles J. Fogarty	Eric C. Barna	
28	Joseph M. Polisena	Michael C. Cerullo, Jr.	
29	Robert J. Esposito	Michael J. Flynn	Marilyn L. Hennessey
30	Paul S. Kelly	Jonathan M. Mundy	
31	Marc A. Cote		
32	Roger Badeau	Roger G. Jalette, Sr.	
33	Daniel P. Connors	Robert E. Rockwell	
34	Jonathan F. Oster	Michael R. DeBatt	
35	Daniel J. Issa	Joseph A. Cross	Wilfrid R. DeMeule
36	John A. Celona		
37	Joseph A. Montalbano		
38	John F. McBurney, III		
39	William V. Irons	Paul A. Dinsmore	
40	Thomas R. Coderre		
41	Richard M. McAuliffe, Jr.	Kevin A. Breene	John M. Carlevale (CM)
42	Paul J. Tavares		
43	Michael J. Damiani	Joseph A. Botelho, Jr.	
44		David E. Bates	Matthew J. Piccerelli (CM)
45		Mary A. Parella	Bryan Rodrigues (CM)
46	Karen J. Nygaard	Joseph J. Scanlan	Mario Canario (CM)
47	William Enos	Rodney D. Titcomb	
48		June N. Gibbs	
49	M. Teresa Paiva-Weed	William E. Burns	
50	J. Clement Cicilline	Francis D. Landry, Jr.	

REPRESENTATIVES

Dist.

No.

Democrat

Republican


Independent

(CM=Cool Moose)

1	John J. McCauley, Jr.		Helen Iasimone
2	Paul E. Moura		
3	Edith H. Ajello		
4	David N. Cicilline	Michael L. Schein	
5	Gordon Fox		
6	John J. DeSimone	John M. Walsh	Joseph A. Casoli
7	Joanne M. Giannini		
8	Thomas A. Palangio		
9	Anastasia P. Williams	Cheryl Sheridan	
10	Peter N. Wasylyk		Eva Geoppo
11	Bambilyn B. Cambio		
12	Steven F. Smith		
13	Charles Lima	Kathleen Chamberlain	
14	Steven M. Constantino		
15	Mary Ann F. Carroll	Richard P. Hanson, Jr.	
16	Brian Patrick Kennedy	Matthew S. Ulricksen	Howard M. Schaffer (CM)
17	Thomas C. Slater	Mary C. Ross	
18	Marsha E. Carpenter		
19	Harold M. Metts	David L. Stahlbush	
20	George A. Castro		
21	Michael S. Pisaturo	Paul H. Archetto	
22	Beatrice A. Lanzi		
23	Linda DiCecco	Brock D. Bierman	
24	Frank A. Montanaro		
25	Peter G. Palumbo		
26	Robert B. Jacquard	Dominic Shelzi	
27	John S. Simonian		
28	Nancy Hetherington	Andrew J. Lombardi	
29	Joseph McNamara	Nancy E. Thompson	
30	Paul V. Sherlock	Paul J. Toco	
31	Myrna C. George	Brian Bamford	Terri Ann Livernois
32	Eileen S. Naughton	Robert A. Bowman	
33	Peter T. Ginaitt		
34	Robert E. Flaherty		
35	Denise Aiken-Salandria	Joseph A. Harrington, Jr.	
36	Russell Bramley		
37	William C. McGowan		
38	Timothy A. Williamson	Louis F. Vastano, Jr.	
39	William J. Murphy		
40	Robert E. Rainville	Richard E. Fleury	
41	Edward S. Inman, III		
42	Stephen J. Anderson		
43	Robert A. Watson		
44	Suzanne M. Henseler	Erik B. Wallin	
45	Melvoid J. Benson		
46	Kenneth Carter	John M. Fay	
47	James M. Kelso		
48	Donald J. Lally, Jr.	Eugene G. Bernardo, IIS	Jeffrey C. Johnson
49	John Barrett	Leona A. Kelley	
50	David Panciera		

REPRESENTATIVES (Cont'd)

Dist. No.	Democrat	Republican	Independent (CM=Cool Moose)
51		Mary Lou Walter	
52	Marguerite J. Bumpus	Joseph H. Scott	
53		Sandra J. Campbell	
54		Wayne L. Salisbury	
55	Alfred A. Russo, Jr.	Robert R. Larrivee	Edward T. Cardillo, Jr.
56	Joseph J. Voccola		
57	Gary M. Hogan	Susan Iannitelli	
58	Rene R. Menard		Gerard F. St.Germain
59	John D. Barr II	Charles E. McDevitt	
60	Jack B. Hodys	Scott P. Rabideau	
61	Robert B. Lowe	David Houle	
62	Barbara C. Burlingame	Robert P. Boucher	
63	Gerard M. Martineau		
64	Nancy L. Benoit	Jerry kDeLuca	
65	Ronald C. Munschy	Robert A. Gelinis	
66	Roger A. Picard	Edward J. Doura, Jr.	
67	Donald O. Relly, Jr.		
68	David S. Iwuc	Bruce A. Lemois	
69	Thomas J. Winfield	Genevieve J. Dionne	David B. Bibeault
70	Frank J. Anzeveno, Jr.		
71	Vincent J. Mesolella		
72	Joseph L. Faria		
73	Michael J. Farrell		
74	Mark M. Montalbano		Douglas A. Cameron (CM)
75	William San Bento, Jr.		
76	John B. Harwood		Stephen J. Ledo (CM)
77	Mabel M. Anderson		
78	Elaine A. Coderre		
79	Antonio J. Pires		
80	Peter F. Kilmartin		
81	Eugene F. Garvey		Bodo Fischer (CM)
82	Elizabeth M. Dennigan	John M. Rooke	
83	Maria J. Lopes	Daniel J. Garza	Gloria Q. Garvin (CM)
84	Henry C. Rose		
85	Raymond C. Coelho		
86	George D. Caruolo		
87	Sandra M. Barone	Rose Larisa	Stephen P. Martel (CM)
88	Mark B. Heffner	Maria T. Ferri	Brian J. Fortin (CM)
89	Jan Malik	Pauline Acciaro	
90	Charles E. Millard, Jr.		Stephen C. Martel (CM)
91	Lawrence J. Ferguson		
92	James F. Towers	Joseph N. Amaral	
93	Charles J. Levesque	Joseph P. Rhodes	
94		Joan B. Quick	
95		Bruce J. Long	
96		Hubert E. Little	
97	Maxine B. Shavers	Robert B. MacDougall	
98	George R. Levesque	Mark E. Liberati	
99	Christine H. Callahan		George E. Bunnewith (CM)
100	Paul W. Crowley		



Vote by County for President

CITY / TOWN	CLINTON/ GORE Dem	DOLE/ KEMP Rep	BROWNE/ JORGENSEN Libertarian	HAGELIN/ TOMPKINS Nat. Law	PHILLIPS/ TITUS US Taxpayer	PEROT/ CHOATE Reform	NADER/ LaDUKE Green	MOOREHEAD/ LA RIVA Wkrs. World
BRISTOL COUNTY								
BARRINGTON	4,026	3,518	30	14	15	635	126	2
BRISTOL	5,474	2,293	23	9	27	843	100	1
WARREN	2,757	1,177	11	5	15	512	57	1
COUNTY TOTAL	12,257	6,988	64	28	57	1,990	283	4
KENT COUNTY								
COVENTRY	7,485	3,633	28	6	45	2,287	137	8
EAST GREENWICH	2,613	2,703	22	7	5	613	96	3
WARWICK	23,152	10,414	81	43	90	4,541	485	14
WEST GREENWICH	1,041	808	8	0	7	372	28	1
WEST WARWICK	6,727	2,434	27	5	29	1,427	93	8
COUNTY TOTAL	41,018	19,992	166	61	176	9,240	839	34
NEWPORT COUNTY								
JAMESTOWN	1,575	960	15	4	14	354	85	0
LITTLE COMPTON	860	718	9	6	2	228	42	1
MIDDLETOWN	3,441	2,174	31	5	18	667	82	2
NEWPORT	5,560	2,950	32	15	16	783	212	5
PORTSMOUTH	4,013	2,920	17	10	17	891	98	3
TIVERTON	3,502	1,778	17	8	30	862	64	0
COUNTY TOTAL	18,951	11,500	121	48	97	3,785	583	11
PROVIDENCE COUNTY								
BURRILLVILLE	2,970	1,420	15	10	18	923	52	2
CENTRAL FALLS	2,727	486	7	9	3	293	27	1
CRANSTON	20,901	9,098	70	24	59	3,457	436	13
CUMBERLAND	7,923	3,950	36	21	56	1,588	151	6
EAST PROVIDENCE	12,846	4,199	46	21	44	1,971	250	8
FOSTER	935	682	9	6	4	311	57	0
GLOCESTER	1,936	1,251	12	1	11	634	73	2
JOHNSTON	8,502	2,967	26	13	30	1,435	84	5
LINCOLN	5,195	2,882	19	8	25	1,171	121	2
NORTH PROVIDENCE	9,555	3,240	33	11	20	1,613	153	4
NORTH SMITHFIELD	2,690	1,600	19	8	13	720	63	0
PAWTUCKET	14,719	3,877	41	11	72	2,508	279	15
PROVIDENCE	29,450	7,068	179	68	97	2,733	1,114	44
SCITUATE	2,160	1,796	20	2	13	673	80	5
SMITHFIELD	4,664	2,597	29	4	26	1,048	120	2
WOONSOCKET	7,693	2,788	43	8	29	1,646	105	8
COUNTY TOTAL	134,866	49,901	604	225	520	22,724	3,165	117
WASHINGTON COUNTY								
CHARLESTOWN	1,479	1,071	6	8	10	393	69	1
EXETER	1,104	808	10	6	5	345	36	1
HOPKINTON	1,416	939	10	5	19	507	54	4
NARRAGANSETT	3,946	2,235	28	9	21	681	177	2
NEW SHOREHAM	520	276	2	2	1	114	42	1
NORTH KINGSTOWN	5,753	4,230	32	14	44	1,470	239	3
RICHMOND	1,297	705	18	7	6	430	54	0
SOUTH KINGSTOWN	5,440	3,108	30	18	20	1,012	375	6
WESTERLY	5,003	2,930	18	4	45	1,032	124	2
COUNTY TOTAL	25,958	16,302	154	73	171	5,984	1,170	20
STATE TOTALS	233,050	104,683	1,109	435	1,021	43,723	6,040	186

RHODE ISLAND GENERAL ELECTION, NOVEMBER 5, 1996
PRESIDENTIAL RESULTS BY CITY / TOWN

CITY / TOWN	CLINTON/ GORE Dem	DOLE/ KEMP Rep	BROWNE/ JORGENSE Libertarian	HAGELIN/ TOMPKINS Nat. Law	PHILLIPS/ TITUS US Taxpayer	PEROT/ CHOATE Reform	NADER/ LaDUKE Green	MOOREHEAD/ LA RIVA Wkrs. World
BARRINGTON	4,026	3,518	30	14	15	635	126	2
BRISTOL	5,474	2,293	23	9	27	843	100	1
BURRILLVILLE	2,970	1,420	15	10	18	923	52	2
CENTRAL FALLS	2,727	486	7	9	3	293	27	1
CHARLESTOWN	1,479	1,071	6	8	10	393	69	1
COVENTRY	7,485	3,633	28	6	45	2,287	137	8
CRANSTON	20,901	9,098	70	24	59	3,457	436	13
CUMBERLAND	7,923	3,950	36	21	56	1,588	151	6
EAST GREENWICH	2,613	2,703	22	7	5	613	96	3
EAST PROVIDENCE	12,846	4,199	46	21	44	1,971	250	8
EXETER	1,104	808	10	6	5	345	36	1
FOSTER	935	682	9	6	4	311	57	0
GLOCESTER	1,936	1,251	12	1	11	634	73	2
HOPKINTON	1,416	939	10	5	19	507	54	4
JAMESTOWN	1,575	960	15	4	14	354	85	0
JOHNSTON	8,502	2,967	26	13	30	1,435	84	5
LINCOLN	5,195	2,882	19	8	25	1,171	121	2
LITTLE COMPTON	860	718	9	6	2	228	42	1
MIDDLETOWN	3,441	2,174	31	5	18	667	82	2
NARRAGANSETT	3,946	2,235	28	9	21	681	177	2
NEWPORT	5,560	2,950	32	15	16	783	212	5
NEW SHOREHAM	520	276	2	2	1	114	42	1
NORTH KINGSTOWN	5,753	4,230	32	14	44	1,470	239	3
NORTH PROVIDENCE	9,555	3,240	33	11	20	1,613	153	4
NORTH SMITHFIELD	2,690	1,600	19	8	13	720	63	0
PAWTUCKET	14,719	3,877	41	11	72	2,508	279	15
PORTSMOUTH	4,013	2,920	17	10	17	891	98	3
PROVIDENCE	29,450	7,068	179	68	97	2,733	1,114	44
RICHMOND	1,297	705	18	7	6	430	54	0
SCITUATE	2,160	1,796	20	2	13	673	80	5
SMITHFIELD	4,664	2,597	29	4	26	1,048	120	2
SOUTH KINGSTOWN	5,440	3,108	30	18	20	1,012	375	6
TIVERTON	3,502	1,778	17	8	30	862	64	0
WARREN	2,757	1,177	11	5	15	512	57	1
WARWICK	23,152	10,414	81	43	90	4,541	485	14
WESTERLY	5,003	2,930	18	4	45	1,032	124	2
WEST GREENWICH	1,041	808	8	0	7	372	28	1
WEST WARWICK	6,727	2,434	27	5	29	1,427	93	8
WOONSOCKET	7,693	2,788	43	8	29	1,646	105	8
STATE TOTALS	233,050	104,683	1,109	435	1,021	43,723	6,040	186

Vote by County for U.S. Senate

CITY / TOWN	REED D.	MAYER R.	LOVEJOY I.
<u>BRISTOL COUNTY</u>			
BARRINGTON	3,816	3,867	77
BRISTOL	4,717	3,170	92
WARREN	2,500	1,578	61
COUNTY TOTAL	11,033	8,615	230
<u>KENT COUNTY</u>			
COVENTRY	7,942	4,686	239
EAST GREENWICH	2,819	2,907	56
WARWICK	23,366	13,209	543
WEST GREENWICH	1,112	964	47
WEST WARWICK	6,787	3,256	150
COUNTY TOTAL	42,026	25,022	1,035
<u>NEWPORT COUNTY</u>			
JAMESTOWN	1,607	1,223	41
LITTLE COMPTON	839	833	16
MIDDLETOWN	3,222	2,509	62
NEWPORT	5,009	3,528	125
PORTSMOUTH	3,849	3,374	104
TIVERTON	3,210	2,238	80
COUNTY TOTAL	17,736	13,705	428
<u>PROVIDENCE COUNTY</u>			
BURRILLVILLE	2,988	1,897	112
CENTRAL FALLS	2,370	664	48
CRANSTON	21,912	10,138	430
CUMBERLAND	7,667	4,989	161
EAST PROVIDENCE	12,334	5,298	215
FOSTER	1,037	773	50
GLOCESTER	2,072	1,543	68
JOHNSTON	8,462	3,709	195
LINCOLN	5,167	3,656	115
NORTH PROVIDENCE	9,510	3,991	189
NORTH SMITHFIELD	2,668	2,048	61
PAWTUCKET	13,881	5,640	302
PROVIDENCE	28,465	8,621	547
SCITUATE	2,279	2,167	78
SMITHFIELD	4,670	3,122	124
WOONSOCKET	7,091	3,662	196
COUNTY TOTAL	132,573	61,918	2,891
<u>WASHINGTON COUNTY</u>			
CHARLESTOWN	1,540	1,257	58
EXETER	1,156	1,017	44
HOPKINTON	1,556	1,095	76
NARRAGANSETT	4,113	2,389	94
NEW SHOREHAM	554	357	12
NORTH KINGSTOWN	6,223	4,736	155
RICHMOND	1,399	875	65
SOUTH KINGSTOWN	5,740	3,555	119
WESTERLY	5,027	2,827	120
COUNTY TOTAL	27,308	18,108	743
<u>STATE TOTALS</u>			
	230,676	127,368	5,327

RHODE ISLAND GENERAL ELECTION, NOVEMBER 5, 1996

U.S. SENATE RESULTS BY CITY / TOWN

CITY / TOWN	REED D.	MAYER R.	LOVEJOY I.
BARRINGTON	3,816	3,867	77
BRISTOL	4,717	3,170	92
BURRILLVILLE	2,988	1,897	112
CENTRAL FALLS	2,370	664	48
CHARLESTOWN	1,540	1,257	58
COVENTRY	7,942	4,686	239
CRANSTON	21,912	10,138	430
CUMBERLAND	7,667	4,989	161
EAST GREENWICH	2,819	2,907	56
EAST PROVIDENCE	12,334	5,298	215
EXETER	1,156	1,017	44
FOSTER	1,037	773	50
GLOCESTER	2,072	1,543	68
HOPKINTON	1,556	1,095	76
JAMESTOWN	1,607	1,223	41
JOHNSTON	8,462	3,709	195
LINCOLN	5,167	3,656	115
LITTLE COMPTON	839	833	16
MIDDLETOWN	3,222	2,509	62
NARRAGANSETT	4,113	2,389	94
NEWPORT	5,009	3,528	125
NEW SHOREHAM	554	357	12
NORTH KINGSTOWN	6,223	4,736	155
NORTH PROVIDENCE	9,510	3,991	189
NORTH SMITHFIELD	2,668	2,048	61
PAWTUCKET	13,881	5,640	302
PORTSMOUTH	3,849	3,374	104
PROVIDENCE	28,465	8,621	547
RICHMOND	1,399	875	65
SCITUATE	2,279	2,167	78
SMITHFIELD	4,670	3,122	124
SOUTH KINGSTOWN	5,740	3,555	119
TIVERTON	3,210	2,238	80
WARREN	2,500	1,578	61
WARWICK	23,366	13,209	543
WESTERLY	5,027	2,827	120
WEST GREENWICH	1,112	964	47
WEST WARWICK	6,787	3,256	150
WOONSOCKET	7,091	3,662	196
STATE TOTALS	230,676	127,368	5,327

Vote by County for U.S. Representative

CITY / TOWN	1st District					2nd District				
	KENNEDY D.	CICIONE R.	ROLLINS I.	SCHWASS I.	RAPOSA I.	WEYGAND D.	WILD R.	RICCI I.	POTTER I.	CASMAN I.
<u>BRISTOL COUNTY</u>										
BARRINGTON	4,158	3,357	57	76	56					
BRISTOL	5,816	2,114	42	37	120					
WARREN	2,930	1,079	39	31	65					
COUNTY TOTAL	12,904	6,550	138	144	241	0	0	0	0	0
<u>KENT COUNTY</u>										
COVENTRY						8,001	3,992	202	136	183
EAST GREENWICH						2,906	2,569	46	47	68
WARWICK						23,693	11,276	487	268	508
WEST GREENWICH						1,098	920	27	25	20
WEST WARWICK						6,902	2,752	132	59	103
COUNTY TOTAL						42,600	21,509	894	535	882
<u>NEWPORT COUNTY</u>										
JAMESTOWN	1,716	1,051	26	31	20					
LITTLE COMPTON	953	697	10	14	17					
MIDDLETOWN	3,928	1,806	33	25	31					
NEWPORT	5,991	2,588	70	78	59					
PORTSMOUTH	4,590	2,613	54	49	65					
TIVERTON	3,842	1,640	54	36	75					
COUNTY TOTAL	21,020	10,395	247	233	267					
<u>PROVIDENCE COUNTY</u>										
BURRILLVILLE	3,506	1,380	68	45	58					
CENTRAL FALLS	2,609	571	28	19	13					
CRANSTON						19,615	10,646	482	236	274
CUMBERLAND	8,802	3,948	95	78	91					
EAST PROVIDENCE	13,383	4,241	140	118	148					
FOSTER						1,012	735	36	30	22
GLOCESTER						2,117	1,366	44	37	33
JOHNSTON						8,117	3,114	522	72	93
LINCOLN	5,718	2,998	92	59	37					
NORTH PROVIDEN	9,736	3,738	135	56	78					
NORTH SMITHFIEL	3,199	1,505	49	22	25					
PAWTUCKET	15,215	4,395	315	138	147					
PROVIDENCE (split)	11,969	4,263	178	375	56	15,672	3,536	583	272	196
SCITUATE						2,269	2,003	66	46	51
SMITHFIELD	4,942	2,856	139	58	53					
WOONSOCKET	8,778	2,357	113	63	86					
COUNTY TOTAL	87,857	32,252	1,352	1,031	792	48,802	21,400	1,733	693	669
<u>WASHINGTON COUNTY</u>										
CHARLESTOWN						1,572	1,114	25	29	43
EXETER						1,196	890	18	27	40
HOPKINTON						1,539	943	48	35	46
NARRAGANSETT						4,021	2,107	85	60	83
NEW SHOREHAM						537	303	11	16	20
NORTH KINGSTOWN						6,457	4,079	94	104	150
RICHMOND						1,407	724	38	43	52
SOUTH KINGSTOWN						5,707	3,015	106	84	150
WESTERLY						4,989	2,374	87	69	64
COUNTY TOTAL						27,425	15,549	512	467	648
STATE TOTAL	121,781	49,197	1,737	1,408	1,300	118,827	58,458	3,139	1,695	2,199

RHODE ISLAND GENERAL ELECTION, NOVEMBER 5, 1996
U.S. CONGRESS RESULTS BY CITY / TOWN

CITY / TOWN	KENNEDY D.	CICIONE R.	1st District		
			ROLLINS I.	SCHWASS I.	RAPOSA I.
BARRINGTON	4,158	3,357	57	76	56
BRISTOL	5,816	2,114	42	37	120
BURRILLVILLE	3,506	1,380	68	45	58
CENTRAL FALLS	2,609	571	28	19	13
CUMBERLAND	8,802	3,948	95	78	91
EAST PROVIDENCE	13,383	4,241	140	118	148
JAMESTOWN	1,716	1,051	26	31	20
LINCOLN	5,718	2,998	92	59	37
LITTLE COMPTON	953	697	10	14	17
MIDDLETOWN	3,928	1,806	33	25	31
NEWPORT	5,991	2,588	70	78	59
NORTH PROVIDENCE	9,736	3,738	135	56	78
NORTH SMITHFIELD	3,199	1,505	49	22	25
PAWTUCKET	15,215	4,395	315	138	147
PORTSMOUTH	4,590	2,613	54	49	65
PROVIDENCE (split)	11,969	4,263	178	375	56
SMITHFIELD	4,942	2,856	139	58	53
TIVERTON	3,842	1,640	54	36	75
WARREN	2,930	1,079	39	31	65
WOONSOCKET	8,778	2,357	113	63	86
STATE TOTALS	121,781	49,197	1,737	1,408	1,300

CITY / TOWN	WEYGAND D.	WILD R.	2nd District		
			RICCI I.	POTTER I.	CASMAN I.
CHARLESTOWN	1,572	1,114	25	29	43
COVENTRY	8,001	3,992	202	136	183
CRANSTON	19,615	10,646	482	236	274
EAST GREENWICH	2,906	2,569	46	47	68
EXETER	1,196	890	18	27	40
FOSTER	1,012	735	36	30	22
GLOCESTER	2,117	1,366	44	37	33
HOPKINTON	1,539	943	48	35	46
JOHNSTON	8,117	3,114	522	72	93
NARRAGANSETT	4,021	2,107	85	60	83
NEW SHOREHAM	537	303	11	16	20
NORTH KINGSTOWN	6,457	4,079	94	104	150
PROVIDENCE (split)	15,672	3,536	583	272	196
RICHMOND	1,407	724	38	43	52
SCITUATE	2,269	2,003	66	46	51
SOUTH KINGSTOWN	5,707	3,015	106	84	150
WARWICK	23,693	11,276	487	268	508
WEST GREENWICH	1,098	920	27	25	20
WEST WARWICK	6,902	2,752	132	59	103
WESTERLY	4,989	2,374	87	69	64
STATE TOTALS	118,827	58,458	3,139	1,695	2,199

**REFERENDA
TOTALS**

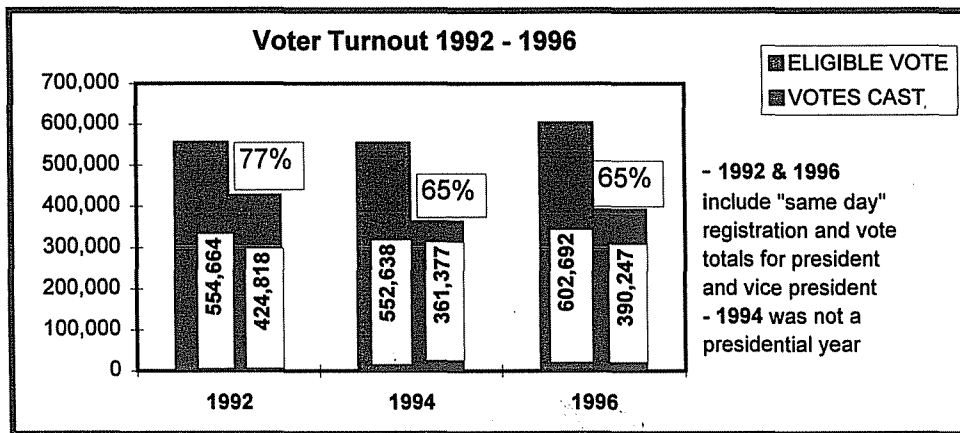
	Question #1 TRANSPORTATION		Question #2 HIGHER EDUCATION TELECOMMUNICATION		Question #3 HIGHER EDUCATION FACILITIES		Question #4 QUONSET POINT DAVISVILLE	
	Approve	Reject	Approve	Reject	Approve	Reject	Approve	Reject
BARRINGTON	4,368	2,837	4,054	3,159	4,075	3,086	4,233	2,959
BRISTOL	3,818	2,981	3,490	3,315	3,430	3,313	3,770	3,063
BURRILLVILLE	2,492	1,999	2,260	2,230	2,235	2,210	2,670	1,890
CENTRAL FALLS	1,095	668	1,060	767	1,074	738	1,150	649
CHARLESTOWN	1,441	1,149	1,422	1,188	1,460	1,145	1,644	975
COVENTRY	6,147	5,907	5,636	6,426	5,682	6,348	7,829	4,592
CRANSTON	13,625	13,510	13,713	13,613	13,727	13,437	16,061	11,902
CUMBERLAND	6,210	5,489	5,475	6,264	5,562	6,088	6,384	5,401
EAST GREENWICH	2,956	2,248	2,870	2,364	2,961	2,256	3,698	1,677
EAST PROVIDENCE	9,575	6,230	8,725	6,996	8,743	6,814	9,493	6,431
EXETER	935	1,146	933	1,156	954	1,135	1,416	724
FOSTER	928	827	839	917	820	925	1,045	744
GLOCESTER	1,770	1,673	1,640	1,796	1,655	1,753	1,945	1,536
HOPKINTON	1,140	1,467	1,020	1,575	1,048	1,601	1,245	1,384
JAMESTOWN	1,401	1,165	1,554	1,043	1,538	1,038	1,784	862
JOHNSTON	5,776	4,272	5,832	4,404	5,759	4,395	6,493	3,965
LINCOLN	4,559	3,551	4,219	3,892	4,189	3,786	4,763	3,440
LITTLE COMPTON	804	686	737	756	726	755	808	690
MIDDLETOWN	2,897	2,407	2,555	2,697	2,463	2,743	3,111	2,333
NARRAGANSETT	3,586	2,440	3,765	2,388	3,846	2,284	4,295	1,886
NEWPORT	4,470	3,432	4,255	3,692	4,083	3,804	4,859	3,186
NEW SHOREHAM	483	269	480	287	507	258	448	297
NORTH KINGSTOWN	6,014	4,397	5,908	4,605	5,905	4,505	8,521	2,366
NORTH PROVIDENCE	6,858	4,931	6,684	5,215	6,578	5,217	7,311	4,756
NORTH SMITHFIELD	2,339	2,063	2,207	2,171	2,208	2,159	2,408	2,061
PAWTUCKET	9,004	7,451	8,793	7,935	8,978	7,645	9,536	7,383
PORTSMOUTH	3,458	2,919	3,054	3,381	2,950	3,442	3,677	2,826
PROVIDENCE	20,813	10,199	20,466	10,634	20,580	10,527	19,865	10,905
RICHMOND	1,119	1,103	1,128	1,115	1,141	1,093	1,351	917
SCITUATE	2,229	2,032	2,085	2,165	2,125	2,097	2,364	1,925
SMITHFIELD	4,073	3,354	3,870	3,575	3,898	3,507	4,260	3,232
SOUTH KINGSTOWN	5,223	3,433	5,826	3,044	5,941	2,924	5,995	2,830
TIVERTON	2,494	2,473	2,268	2,707	2,208	2,694	2,537	2,448
WARREN	1,984	1,660	1,813	1,818	1,797	1,795	2,026	1,610
WARWICK	19,307	15,206	18,227	16,070	18,691	15,604	21,762	13,436
WESTERLY	3,621	3,038	3,686	3,085	3,728	2,983	3,546	3,161
WEST GREENWICH	966	1,032	957	1,059	936	1,059	1,291	778
WEST WARWICK	4,477	4,204	4,084	4,603	4,154	4,461	5,643	3,403
WOONSOCKET	5,536	4,511	4,953	5,056	4,805	5,076	5,293	4,798
STATE TOTAL	179,991	140,359	172,543	149,163	173,160	146,700	196,530	129,421


**REFERENDA
TOTALS**

	Question #5 ENVIRONMENTAL MANAGEMENT		Question #6 BROWNFIELDS LOAN PROGRAM		Question #7 ASSET PROTECTION		Question #8 VOTER INITIATIVE	
	Approve	Reject	Approve	Reject	Approve	Reject	Approve	Reject
BARRINGTON	4,321	2,808	2,978	3,930	3,202	3,749	3,736	3,306
BRISTOL	3,752	2,860	2,345	4,007	2,556	3,796	3,232	3,300
BURRILLVILLE	2,468	1,965	1,449	2,813	1,725	2,578	2,398	1,996
CENTRAL FALLS	1,408	843	1,101	1,063	1,213	958	1,310	847
CHARLESTOWN	1,575	1,005	909	1,578	1,009	1,498	1,267	1,264
COVENTRY	6,212	5,679	3,306	8,199	4,016	7,479	6,125	5,637
CRANSTON	13,417	13,316	8,452	17,533	9,533	16,600	13,787	12,852
CUMBERLAND	6,061	5,359	3,443	7,631	3,980	7,013	6,184	5,204
EAST GREENWICH	3,071	2,081	1,905	3,065	2,086	2,908	2,860	2,229
EAST PROVIDENCE	8,957	6,357	5,788	9,000	6,546	8,255	8,143	7,065
EXETER	1,109	963	565	1,430	612	1,387	978	1,053
FOSTER	988	759	555	1,127	637	947	814	899
GLOCESTER	1,904	1,504	1,064	2,251	1,221	2,127	1,674	1,701
HOPKINTON	1,244	1,336	652	1,843	749	1,790	1,200	1,354
JAMESTOWN	1,753	820	1,107	1,367	1,068	1,404	1,340	1,167
JOHNSTON	5,329	4,421	3,294	6,048	3,915	5,441	5,315	4,364
LINCOLN	4,507	3,491	2,907	4,818	3,249	4,499	4,121	3,793
LITTLE COMPTON	852	630	519	902	563	853	717	742
MIDDLETOWN	2,604	2,453	1,684	3,322	1,624	3,368	2,630	2,488
NARRAGANSETT	3,902	2,118	2,401	3,331	2,622	3,171	3,231	2,696
NEWPORT	4,509	3,223	2,847	4,587	2,773	4,641	4,015	3,597
NEW SHOREHAM	581	180	387	348	388	350	463	356
NORTH KINGSTOWN	6,561	3,750	3,832	6,037	4,329	5,790	5,417	4,651
NORTH PROVIDENCE	6,053	5,222	3,865	6,950	4,472	6,348	5,699	5,422
NORTH SMITHFIELD	2,255	2,048	1,439	2,831	1,503	2,656	2,392	1,922
PAWTUCKET	8,969	7,241	5,903	9,818	6,705	9,232	8,891	7,289
PORTSMOUTH	3,391	2,963	2,014	4,105	1,996	4,146	3,312	3,099
PROVIDENCE	20,342	9,687	15,082	13,559	16,177	12,509	15,823	13,487
RICHMOND	1,371	860	738	1,413	796	1,371	1,083	1,118
SCITUATE	2,293	1,896	1,310	2,739	1,495	2,584	2,147	1,996
SMITHFIELD	4,065	3,235	2,416	4,624	2,758	4,287	3,637	3,517
SOUTH KINGSTOWN	5,985	2,675	3,750	4,540	3,984	4,349	4,366	4,109
TIVERTON	2,524	2,329	1,463	3,156	1,754	2,980	2,379	2,294
WARREN	1,985	1,549	1,186	2,174	1,317	2,061	1,775	1,697
WARWICK	19,213	14,516	11,541	20,823	12,819	19,681	17,734	15,579
WESTERLY	3,653	2,850	2,201	4,018	2,613	3,656	3,437	3,015
WEST GREENWICH	1,125	887	607	1,327	671	1,267	1,037	951
WEST WARWICK	4,296	4,181	2,549	5,586	2,993	5,240	4,387	4,059
WOONSOCKET	4,595	4,994	2,939	6,338	3,420	5,962	6,291	3,693
STATE TOTAL	179,200	135,054	112,493	190,231	125,089	178,931	165,347	145,808

RHODE ISLAND GENERAL ELECTION
NOVEMBER 5, 1996

Cong. Dist	City/Town	Eligible Vote	Votes Cast	% Turnout
1	BARRINGTON	12,390	8,366	68%
1	BRISTOL	12,823	8,770	68%
1	BURRILLVILLE	8,712	5,410	62%
1	CENTRAL FALLS	6,788	3,553	52%
2	CHARLESTOWN	4,596	3,037	66%
2	COVENTRY	19,205	13,629	71%
2	CRANSTON	49,793	34,058	68%
1	CUMBERLAND	19,575	13,731	70%
2	EAST GREENWICH	9,110	6,062	67%
1	EAST PROVIDENCE	28,190	19,385	69%
2	EXETER	3,582	2,315	65%
2	FOSTER	2,571	2,004	78%
2	GLOCESTER	5,824	3,920	67%
2	HOPKINTON	4,426	2,954	67%
1	JAMESTOWN	3,924	3,007	77%
2	JOHNSTON	19,440	13,062	67%
1	LINCOLN	13,283	9,423	71%
1	LITTLE COMPTON	2,610	1,866	71%
1	MIDDLETOWN	9,390	6,420	68%
2	NARRAGANSETT	10,332	7,099	69%
1	NEWPORT	15,314	9,573	63%
2	NEW SHOREHAM	1,305	958	73%
2	NORTH KINGSTOWN	16,786	11,785	70%
1	NORTH PROVIDENCE	23,465	14,629	62%
1	NORTH SMITHFIELD	7,256	5,113	70%
1	PAWTUCKET	35,423	21,522	61%
1	PORTSMOUTH	11,231	7,969	71%
split	PROVIDENCE	83,419	40,753	49%
2	RICHMOND	3,778	2,517	67%
2	SCITUATE	6,273	4,749	76%
1	SMITHFIELD	12,553	8,490	68%
2	SOUTH KINGSTOWN	13,953	10,009	72%
1	TIVERTON	10,153	6,261	62%
1	WARREN	6,747	4,535	67%
2	WARWICK	55,756	38,820	70%
2	WESTERLY	13,155	9,158	70%
2	WEST GREENWICH	3,263	2,265	69%
2	WEST WARWICK	16,801	10,750	64%
1	WOONSOCKET	19,497	12,320	63%
STATE TOTALS		602,692	390,247	65%





**RHODE ISLAND GENERAL ELECTION
NOVEMBER 5, 1996**

**FEDERAL CANDIDATES
CITY AND TOWN TOTALS**

1
2
3
4
5
6
7
8
9
10
11
12
13
14
15
16
17
18
19
20
21
22
23
24
25
26
27
28
29
30
31
32
33
34
35
36
37
38
39
40
41
42
43
44
45
46
47
48
49
50
51
52
53
54
55
56
57
58
59
60
61
62
63
64
65
66
67
68
69
70
71
72
73
74
75
76
77
78
79
80
81
82
83
84
85
86
87
88
89
90
91
92
93
94
95
96
97
98
99
100

THE UNIVERSITY OF CHICAGO

PHYSICS DEPARTMENT

PH 441

PROBLEM SET 1

Due: Monday, September 10, 2012

PHYSICS 441, FALL 2012

BALLOTS CAST NOVEMBER 5, 1996

BARRINGTON

	Machine	Mail Paper	Limited - Pres. only		TOTAL
PRESIDENTIAL ELECTORS FOR:					
Clinton-Gore (D)	3,752	196	1	77	4,026
Dole-Kemp (R)	3,218	163	3	134	3,518
Browne-Jorgensen (LIB)	24	5	0	1	30
Hagelin-Tompkins (NLP)	13	0	0	1	14
Phillips-Titus (UST)	15	0	0	0	15
Perot-Choate (REF)	618	2	0	15	635
Nader-LaDuke (GRN)	125	0	0	1	126
Moorehead-La Riva (WWP)	2	0	0	0	2

U.S. SENATE:

Reed (D)	3,642	172	2		3,816
Mayer (R)	3,686	179	2		3,867
Lovejoy (I)	73	4	0		77

U.S. CONGRESS - 1st. Dist.

Kennedy (D)	3,960	197	1		4,158
Cicione (R)	3,211	143	3		3,357
Rollins (I)	50	7	0		57
Schwass (I)	73	3	0		76
Raposa (I)	54	2	0		56

REPRESENTATIVE DISTRICT 87

	Machine Votes			TOTAL
	1	2	3	
PRESIDENTIAL ELECTORS FOR:				
Clinton-Gore (D)	372	490	514	1,376
Dole-Kemp (R)	230	505	455	1,190
Browne-Jorgensen (LIB)	1	4	0	5
Hagelin-Tompkins (NLP)	3	1	5	9
Phillips-Titus (UST)	3	3	3	9
Perot-Choate (REF)	54	100	62	216
Nader-LaDuke (GRN)	7	13	20	40
Moorehead-La Riva (WWP)	1	0	0	1
U.S. SENATE:				
Reed (D)	360	488	492	1,340
Mayer (R)	269	568	524	1,361
Lovejoy (I)	8	10	7	25
U.S. CONGRESS - 1st. Dist.				
Kennedy (D)	393	556	528	1,477
Cicione (R)	224	492	454	1,170
Rollins (I)	6	6	8	20
Schwass (I)	11	6	4	21
Raposa (I)	5	5	9	19

REPRESENTATIVE DISTRICT 88

	Machine Votes					TOTAL
	1	2	3	4	5	
PRESIDENTIAL ELECTORS FOR:						
Clinton-Gore (D)	571	567	438	328	472	2,376
Dole-Kemp (R)	452	284	456	452	384	2,028
Browne-Jorgensen (LIB)	3	2	5	6	3	19
Hagelin-Tompkins (NLP)	3	1	0	0	0	4
Phillips-Titus (UST)	2	1	0	1	2	6
Perot-Choate (REF)	121	93	46	58	84	402
Nader-LaDuke (GRN)	23	13	20	17	12	85
Moorehead-La Riva (WWP)	0	0	1	0	0	1
U.S. SENATE:						
Reed (D)	540	562	433	320	447	2,302
Mayer (R)	568	322	489	509	437	2,325
Lovejoy (I)	11	10	6	9	12	48
U.S. CONGRESS - 1st. Dist.						
Kennedy (D)	604	589	438	350	502	2,483
Cicione (R)	478	298	452	455	358	2,041
Rollins (I)	9	5	5	5	6	30
Schwass (I)	15	11	9	7	10	52
Raposa (I)	8	5	8	4	10	35

BRISTOL

	Machine	Mail Paper	Limited - Pres. only		TOTAL
PRESIDENTIAL ELECTORS FOR:					
Clinton-Gore (D)	5106	253	0	115	5,474
Dole-Kemp (R)	2118	130	0	45	2,293
Browne-Jorgensen (LIB)	20	2	0	1	23
Hagelin-Tompkins (NLP)	9	0	0	0	9
Phillips-Titus (UST)	27	0	0	0	27
Perot-Choate (REF)	798	17	0	28	843
Nader-LaDuke (GRN)	98	0	0	2	100
Moorehead-La Riva (WWP)	1	0	0	0	1

U.S. SENATE:

Reed (D)	4513	204	0		4,717
Mayer (R)	2982	188	0		3,170
Lovejoy (I)	89	3	0		92

U.S. CONGRESS - 1st. Dist.

Kennedy (D)	5544	272	0		5,816
Cicione (R)	2006	108	0		2,114
Rollins (I)	40	2	0		42
Schwass (I)	37	0	0		37
Raposa (I)	117	3	0		120

REPRESENTATIVE DISTRICT 90

	Machine Votes					TOTAL
	1	2	3	4	5	
PRESIDENTIAL ELECTORS FOR:						
Clinton-Gore (D)	417	522	490	608	452	2,489
Dole-Kemp (R)	187	297	372	215	230	1,301
Browne-Jorgensen (LIB)	6	2	4	1	1	14
Hagelin-Tompkins (NLP)	2	4	1	0	0	7
Phillips-Titus (UST)	0	1	4	4	3	12
Perot-Choate (REF)	74	86	80	83	92	415
Nader-LaDuke (GRN)	12	7	13	13	6	51
Moorehead-La Riva (WWP)	0	0	0	1	0	1
U.S. SENATE:						
Reed (D)	373	454	450	549	403	2,229
Mayer (R)	287	401	466	298	276	1,728
Lovejoy (I)	6	12	3	13	3	37
U.S. CONGRESS - 1st. Dist.						
Kennedy (D)	451	554	521	644	524	2,694
Cicione (R)	196	305	365	199	187	1,252
Rollins (I)	4	4	5	5	1	19
Schwass (I)	2	7	6	6	2	23
Raposa (I)	7	9	9	19	16	60

REPRESENTATIVE DISTRICT 91

	Machine Votes				TOTAL
	1	2	3	4	
PRESIDENTIAL ELECTORS FOR:					
Clinton-Gore (D)	719	742	486	319	2,266
Dole-Kemp (R)	213	164	169	98	644
Browne-Jorgensen (LIB)	2	3	1	0	6
Hagelin-Tompkins (NLP)	0	2	0	0	2
Phillips-Titus (UST)	1	2	2	5	10
Perot-Choate (REF)	97	98	70	69	334
Nader-LaDuke (GRN)	14	9	11	6	40
Moorehead-La Riva (WWP)	0	0	0	0	0
U.S. SENATE:					
Reed (D)	624	658	451	267	2,000
Mayer (R)	316	277	235	180	1,008
Lovejoy (I)	15	11	7	10	43
U.S. CONGRESS - 1st. Dist.					
Kennedy (D)	765	789	541	381	2,476
Cicione (R)	205	161	146	83	595
Rollins (I)	6	7	2	2	17
Schwass (I)	6	3	2	2	13
Raposa (I)	8	17	6	11	42

REPRESENTATIVE DISTRICT 93

	Machine Votes	TOTAL
	1	
PRESIDENTIAL ELECTORS FOR:		
Clinton-Gore (D)	351	351
Dole-Kemp (R)	173	173
Browne-Jorgensen (LIB)	0	0
Hagelin-Tompkins (NLP)	0	0
Phillips-Titus (UST)	5	5
Perot-Choate (REF)	49	49
Nader-LaDuke (GRN)	7	7
Moorehead-La Riva (WWP)	0	0
U.S. SENATE:		
Reed (D)	284	284
Mayer (R)	246	246
Lovejoy (I)	9	9
U.S. CONGRESS - 1st. Dist.		
Kennedy (D)	374	374
Cicione (R)	159	159
Rollins (I)	4	4
Schwass (I)	1	1
Raposa (I)	15	15

BURRILLVILLE

	Machine	Mail	Paper	Limited - Pres. only	TOTAL
PRESIDENTIAL ELECTORS FOR:					
Clinton-Gore (D)	2,756	178	2	34	2,970
Dole-Kemp (R)	1,330	64	1	25	1,420
Browne-Jorgensen (LIB.)	15	0	0	0	15
Hagelin-Tompkins (NLP)	9	1	0	0	10
Phillips-Titus (UST)	15	3	0	0	18
Perot-Choate (REF)	880	20	1	22	923
Nader-LaDuke (GRN)	52	0	0	0	52
Moorehead-La Riva (WWP)	2	0	0	0	2

U.S. SENATE:

Reed (D)	2,826	159	3	3,988
Mayer (R)	1,811	84	2	1,897
Lovejoy (I)	105	7	0	112

U.S. CONGRESS - 1st. Dist.

Kennedy (D)	3,312	190	4	3,506
Cicione (R)	1,328	51	1	1,380
Rollins (I)	63	5	0	68
Schwass (I)	45	0	0	45
Raposa (I)	51	7	0	58

REPRESENTATIVE DISTRICT 15

Machine

Votes

1

TOTAL

PRESIDENTIAL ELECTORS FOR:

Clinton-Gore (D)	133	133
Dole-Kemp (R)	73	73
Browne-Jorgensen (LIB)	1	1
Hagelin-Tompkins (NLP)	0	0
Phillips-Titus (UST)	1	1
Perot-Choate (REF)	45	45
Nader-LaDuke (GRN)	1	1
Moorehead-La Riva (WWP)	0	0

U.S. SENATE:

Reed (D)	139	139
Mayer (R)	99	99
Lovejoy (I)	5	5

U.S. CONGRESS - 1st. Dist.

Kennedy (D)	163	163
Cicione (R)	68	68
Rollins (I)	3	3
Schwass (I)	0	0
Raposa (I)	4	4

REPRESENTATIVE DISTRICT 60

	Machine Votes			TOTAL
	1	2	5	
PRESIDENTIAL ELECTORS FOR:				
Clinton-Gore (D)	530	564	463	1,557
Dole-Kemp (R)	193	265	239	697
Browne-Jorgensen (LIB)	0	3	7	10
Hagelin-Tompkins (NLP)	1	4	2	7
Phillips-Titus (UST)	3	5	2	10
Perot-Choate (REF)	142	153	191	486
Nader-LaDuke (GRN)	6	13	9	28
Moorehead-La Riva (WWP)	1	1	0	2
U.S. SENATE:				
Reed (D)	541	579	521	1,641
Mayer (R)	252	369	312	933
Lovejoy (I)	16	17	16	49
U.S. CONGRESS - 1st. Dist.				
Kennedy (D)	618	672	599	1,889
Cicione (R)	184	272	240	696
Rollins (I)	7	12	12	31
Schwass (I)	9	4	9	22
Raposa (I)	10	5	9	24

REPRESENTATIVE DISTRICT 61

	Machine Votes			TOTAL
	3	3A	4	
PRESIDENTIAL ELECTORS FOR:				
Clinton-Gore (D)	342	271	453	1,066
Dole-Kemp (R)	214	139	207	560
Browne-Jorgensen (LIB)	0	2	2	4
Hagelin-Tompkins (NLP)	1	0	1	2
Phillips-Titus (UST)	3	1	0	4
Perot-Choate (REF)	141	97	111	349
Nader-LaDuke (GRN)	10	7	6	23
Moorehead-La Riva (WWP)	0	0	0	0
U.S. SENATE:				
Reed (D)	343	277	426	1,046
Mayer (R)	300	192	287	779
Lovejoy (I)	16	16	19	51
U.S. CONGRESS - 1st. Dist.				
Kennedy (D)	419	336	505	1,260
Cicione (R)	214	141	209	564
Rollins (I)	7	10	12	29
Schwass (I)	10	3	10	23
Raposa (I)	8	4	11	23

CENTRAL FALLS

	Machine	Mail Paper	Limited - Pres. on.y	TOTAL
PRESIDENTIAL ELECTORS FOR:				
Clinton-Gore (D)	2,524	104	0	99
Dole-Kemp (R)	472	8	0	6
Browne-Jorgensen (LIB.)	6	0	0	1
Hagelin-Tompkins (NLP)	9	0	0	0
Phillips-Titus (UST)	3	0	0	0
Perot-Choate (REF)	282	3	0	8
Nader-LaDuke (GRN)	27	0	0	0
Moorehead-La Riva (WWP)	1	0	0	0

U.S. SENATE:				
Reed (D)	2,278	92	0	0
Mayer (R)	650	14	0	0
Lovejoy (I)	48	0	0	0

U.S. CONGRESS - 1st. Dist.				
Kennedy (D)	2,508	101	0	0
Cicione (R)	566	5	0	0
Rollins (I)	27	1	0	0
Schwass (I)	19	0	0	0
Raposa (I)	13	0	0	0

REPRESENTATIVE DISTRICT 72

	Machine Votes					TOTAL
	1	3	5	7	9	
PRESIDENTIAL ELECTORS FOR:						
Clinton-Gore (D)	200	109	431	195	461	1,396
Dole-Kemp (R)	42	19	55	27	117	260
Browne-Jorgensen (LIB)	0	0	0	1	2	3
Hagelin-Tompkins (NLP)	1	0	0	1	2	4
Phillips-Titus (UST)	0	0	2	0	1	3
Perot-Choate (REF)	31	4	48	20	84	187
Nader-LaDuke (GRN)	3	1	5	1	6	16
Moorehead-La Riva (WWP)	0	0	0	0	1	1
U.S. SENATE:						
Reed (D)	181	88	373	191	423	1,256
Mayer (R)	64	28	88	32	160	372
Lovejoy (I)	5	1	11	3	12	32
U.S. CONGRESS - 1st. Dist.						
Kennedy (D)	206	105	420	190	484	1,405
Cicione (R)	47	18	66	29	130	290
Rollins (I)	3	1	4	1	7	16
Schwass (I)	3	1	2	0	5	11
Raposa (I)	1	0	3	3	2	9

REPRESENTATIVE DISTRICT 73

	Machine Votes				TOTAL
	2	4	6	8	
PRESIDENTIAL ELECTORS FOR:					
Clinton-Gore (D)	115	439	140	434	1,128
Dole-Kemp (R)	29	87	19	77	212
Browne-Jorgensen (LIB)	1	1	0	1	3
Hagelin-Tompkins (NLP)	0	3	0	2	5
Phillips-Titus (UST)	0	0	0	0	0
Perot-Choate (REF)	11	51	5	28	95
Nader-LaDuke (GRN)	0	6	1	4	11
Moorehead-La Riva (WWP)	0	0	0	0	0
U.S. SENATE:					
Reed (D)	101	386	133	402	1,022
Mayer (R)	32	124	20	102	278
Lovejoy (I)	3	10	1	2	16
U.S. CONGRESS - 1st. Dist.					
Kennedy (D)	108	429	143	423	1,103
Cicione (R)	29	146	14	87	276
Rollins (I)	2	6	2	1	11
Schwass (I)	1	1	1	5	8
Raposa (I)	1	1	1	1	4

CHARLESTOWN

	Machine	Mail Paper	Limited - Pres. only	TOTAL
PRESIDENTIAL ELECTORS FOR:				
Clinton-Gore (D)	1,415	47	0	17
Dole-Kemp (R)	1,017	30	0	24
Browne-Jorgensen (LIB.)	6	0	0	0
Hagelin-Tompkins (NLP)	8	0	0	0
Phillips-Titus (UST)	10	0	0	0
Perot-Choate (REF)	367	11	0	15
Nader-LaDuke (GRN)	66	2	0	1
Moorehead-La Riva (WWP)	1	0	0	0

U.S. SENATE:				
Reed (D)	1,491	49	0	1,540
Mayer (R)	1,223	34	0	1,257
Lovejoy (I)	55	3	0	58

U.S. CONGRESS - 2nd Dist.				
Weygand (D)	1,529	43	0	1,572
Wild (R)	1,079	35	0	1,114
Ricci (I)	25	0	0	25
Potter (I)	29	0	0	29
Casman (I)	38	5	0	43

REPRESENTATIVE DISTRICT 16

	Machine Votes	TOTAL
	1	
PRESIDENTIAL ELECTORS FOR:		
Clinton-Gore (D)	455	455
Dole-Kemp (R)	256	256
Browne-Jorgensen (LIB.)	3	3
Hagelin-Tompkins (NLP)	1	1
Phillips-Titus (UST)	3	3
Perot-Choate (REF)	96	96
Nader-LaDuke (GRN)	20	20
Moorehead-La Riva (WWP)	0	0
U.S. SENATE:		
Reed (D)	481	481
Mayer (R)	322	322
Lovejoy (I)	17	17
U.S. CONGRESS - 2nd Dist.		
Weygand (D)	480	480
Wild (R)	279	279
Ricci (I)	6	6
Potter (I)	11	11
Casman (I)	14	14

REPRESENTATIVE DISTRICT 81

	Machine Votes			TOTAL
	1	2	3	
PRESIDENTIAL ELECTORS FOR:				
Clinton-Gore (D)	388	290	282	960
Dole-Kemp (R)	246	301	214	761
Browne-Jorgensen (LIB.)	2	1	0	3
Hagelin-Tompkins (NLP)	3	3	1	7
Phillips-Titus (UST)	3	2	2	7
Perot-Choate (REF)	124	64	83	271
Nader-LaDuke (GRN)	14	24	8	46
Moorehead-La Riva (WWP)	1	0	0	1
U.S. SENATE:				
Reed (D)	417	301	292	1,010
Mayer (R)	299	346	256	901
Lovejoy (I)	20	11	7	38
U.S. CONGRESS - 2nd Dist.				
Weygand (D)	428	323	298	1,049
Wild (R)	266	310	224	800
Ricci (I)	8	2	9	19
Potter (I)	8	6	4	18
Casman (I)	9	6	9	24

COVENTRY

	Machine	Mail	Paper	Limited - Pres. only	TOTAL
PRESIDENTIAL ELECTORS FOR:					
Clinton-Gore (D)	7,177	222	0	86	7,485
Dole-Kemp (R)	3,457	126	0	501	4,084
Browne-Jorgensen (LIB.)	24	3	0	0	27
Hagelin-Tompkins (NLP)	5	1	0	3	9
Phillips-Titus (UST)	41	1	0	50	92
Perot-Choate (REF)	2,223	14	0	0	2,237
Nader-LaDuke (GRN)	136	1	0	0	137
Moorehead-La Riva (WWP)	8	0	0	0	8

U.S. SENATE:					
Reed (D)	7,728	214	0		7,942
Mayer (R)	4,557	129	0		4,686
Lovejoy (I)	232	7	0		239

U.S. CONGRESS - 2nd Dist.					
Weygand (D)	7,794	207	0		8,001
Wild (R)	3,876	116	0		3,992
Ricci (I)	198	4	0		202
Potter (I)	134	2	0		136
Casman (I)	175	8	0		183

REPRESENTATIVE DISTRICT 24

	Machine Vote				TOTAL
	1				
PRESIDENTIAL ELECTORS FOR:					
Clinton-Gore (D)	284				284
Dole-Kemp (R)	121				121
Browne-Jorgensen (LIB.)	1				1
Hagelin-Tompkins (NLP)	1				1
Phillips-Titus (UST)	6				6
Perot-Choate (REF)	76				76
Nader-LaDuke (GRN)	5				5
Moorehead-La Riva (WWP)	0				0
U.S. SENATE:					
Reed (D)	293				293
Mayer (R)	173				173
Lovejoy (I)	4				4
U.S. CONGRESS - 2nd Dist.					
Weygand (D)	303				303
Wild (R)	140				140
Ricci (I)	8				8
Potter (I)	5				5
Casman (I)	8				8

REPRESENTATIVE DISTRICT 31

	Machine Vote		TOTAL
	1	2	
PRESIDENTIAL ELECTORS FOR:			
Clinton-Gore (D)	383	364	747
Dole-Kemp (R)	301	229	530
Browne-Jorgensen (LIB.)	2	0	2
Hagelin-Tompkins (NLP)	0	0	0
Phillips-Titus (UST)	0	1	1
Perot-Choate (REF)	134	78	212
Nader-LaDuke (GRN)	1	9	10
Moorehead-La Riva (WWP)	0	0	0
U.S. SENATE:			
Reed (D)	423	382	805
Mayer (R)	362	273	635
Lovejoy (I)	6	4	10
U.S. CONGRESS - 2nd Dist.			
Weygand (D)	421	378	799
Wild (R)	321	238	559
Ricci (I)	7	9	16
Potter (I)	3	3	6
Casman (I)	8	6	14

REPRESENTATIVE DISTRICT 39

	Machine Vote		TOTAL
	1		
PRESIDENTIAL ELECTORS FOR:			
Clinton-Gore (D)	200		200
Dole-Kemp (R)	84		84
Browne-Jorgensen (LIB.)	0		0
Hagelin-Tompkins (NLP)	0		0
Phillips-Titus (UST)	1		1
Perot-Choate (REF)	51		51
Nader-LaDuke (GRN)	5		5
Moorehead-La Riva (WWP)	1		1
U.S. SENATE:			
Reed (D)	214		214
Mayer (R)	105		105
Lovejoy (I)	4		4
U.S. CONGRESS - 2nd Dist.			
Weygand (D)	218		218
Wild (R)	90		90
Ricci (I)	7		7
Potter (I)	9		9
Casman (I)	4		4

REPRESENTATIVE DISTRICT 41

	Machine Totals						TOTAL
	1	2	3	4	5	6	
PRESIDENTIAL ELECTORS FOR:							
Clinton-Gore (D)	493	304	323	560	391	432	2,503
Dole-Kemp (R)	234	121	132	208	149	153	997
Browne-Jorgensen (LIB.)	0	0	0	2	0	0	2
Hagelin-Tompkins (NLP)	0	1	0	1	0	1	3
Phillips-Titus (UST)	0	1	1	1	2	3	8
Perot-Choate (REF)	138	89	77	140	118	123	685
Nader-LaDuke (GRN)	10	8	8	6	9	2	43
Moorehead-La Riva (WWP)	0	0	0	0	1	0	1
							0
							0
U.S. SENATE:							
Reed (D)	523	321	318	597	416	450	2,625
Mayer (R)	312	173	186	277	214	220	1,382
Lovejoy (I)	14	6	11	21	17	15	84
							0
							0
U.S. CONGRESS - 2nd Dist.							
Weygand (D)	524	332	335	602	420	461	2,674
Wild (R)	217	149	153	242	176	190	1,127
Ricci (I)	9	4	7	10	16	9	55
Potter (I)	5	4	9	7	5	2	32
Casman (I)	12	8	5	14	12	10	61

REPRESENTATIVE DISTRICT 42

	Machine Totals						TOTAL
	1	2	3	4	5	6	
PRESIDENTIAL ELECTORS FOR:							
Clinton-Gore (D)	165	513	412	257	372	455	2,174
Dole-Kemp (R)	90	175	154	132	162	194	907
Browne-Jorgensen (LIB.)	1	4	0	1	1	4	11
Hagelin-Tompkins (NLP)	0	0	0	0	0	0	0
Phillips-Titus (UST)	0	4	1	1	3	2	11
Perot-Choate (REF)	55	146	121	89	128	185	724
Nader-LaDuke (GRN)	7	5	5	3	3	7	30
Moorehead-La Riva (WWP)	0	0	0	0	0	3	3
U.S. SENATE:							
Reed (D)	184	539	450	292	410	521	2,396
Mayer (R)	112	270	210	150	202	272	1,216
Lovejoy (I)	9	11	11	4	19	20	74
U.S. CONGRESS - 2nd Dist.							
Weygand (D)	188	538	454	300	419	518	2,417
Wild (R)	98	212	172	127	180	249	1,038
Ricci (I)	8	11	9	7	18	16	69
Potter (I)	3	9	3	7	6	10	38
Casman (I)	2	12	9	5	5	12	45

REPRESENTATIVE DISTRICT 53

	Machine Vote			TOTAL
	1	2	3	
PRESIDENTIAL ELECTORS FOR:				
Clinton-Gore (D)	321	486	462	1,269
Dole-Kemp (R)	241	268	309	818
Browne-Jorgensen (LIB.)	2	4	2	8
Hagelin-Tompkins (NLP)	0	0	1	1
Phillips-Titus (UST)	4	7	3	14
Perot-Choate (REF)	118	197	160	475
Nader-LaDuke (GRN)	15	8	20	43
Moorehead-La Riva (WWP)	2	1	0	3
U.S. SENATE:				
Reed (D)	356	527	512	1,395
Mayer (R)	287	382	377	1,046
Lovejoy (I)	15	19	22	56
U.S. CONGRESS - 2nd Dist.				
Weygand (D)	343	533	507	1,383
Wild (R)	275	309	338	922
Ricci (I)	7	14	22	43
Potter (I)	17	16	11	44
Casman (I)	10	16	17	43

CRANSTON

	Machine	Mail	Paper	Limited - Pres. only	TOTAL
PRESIDENTIAL ELECTORS FOR:					
Clinton-Gore (D)	19,876	818	10	197	20,901
Dole-Kemp (R)	8,630	363	3	102	9,098
Browne-Jorgensen (LIB.)	64	5	0	1	70
Hagelin-Tompkins (NLP)	24	0	0	0	24
Phillips-Titus (UST)	56	2	0	1	59
Perot-Choate (REF)	3,362	43	1	51	3,457
Nader-LaDuke (GRN)	429	6	0	1	436
Moorehead-La Riva (WWP)	13	0	0	0	13

U.S. SENATE:

Reed (D)	21,102	801	9	21,912
Mayer (R)	9,753	381	4	10,138
Lovejoy (I)	420	9	1	430

U.S. CONGRESS - 2nd Dist.

Weygand (D)	18,894	715	6	19,615
Wild (R)	10,226	414	6	10,646
Ricci (I)	468	14	0	482
Potter (I)	231	4	1	236
Casman (I)	269	5	0	274

REPRESENTATIVE DISTRICT 13

	Machine Vote				TOTAL
	1				
PRESIDENTIAL ELECTORS FOR:					
Clinton-Gore (D)	416				416
Dole-Kemp (R)	131				131
Browne-Jorgensen (LIB.)	1				1
Hagelin-Tompkins (NLP)	0				0
Phillips-Titus (UST)	0				0
Perot-Choate (REF)	49				49
Nader-LaDuke (GRN)	7				7
Moorehead-La Riva (WWP)	0				0
U.S. SENATE:					
Reed (D)	424				424
Mayer (R)	147				147
Lovejoy (I)	5				5
U.S. CONGRESS - 2nd Dist.					
Weygand (D)	369				369
Wild (R)	170				170
Ricci (I)	5				5
Potter (I)	2				2
Casman (I)	1				1

REPRESENTATIVE DISTRICT 21

	Machine Votes							TOTAL
	1	2	3	4	5	6	7	
PRESIDENTIAL ELECTORS FOR:								
Clinton-Gore (D)	136	343	425	461	394	634	152	2,545
Dole-Kemp (R)	33	110	95	218	154	201	28	839
Browne-Jorgensen (LIB.)	1	0	1	0	0	3	0	5
Hagelin-Tompkins (NLP)	0	0	3	1	0	0	0	4
Phillips-Titus (UST)	0	1	2	0	1	3	0	7
Perot-Choate (REF)	18	57	60	79	64	106	12	396
Nader-LaDuke (GRN)	3	4	4	7	7	5	0	30
Moorehead-La Riva (WWP)	0	0	0	0	0	0	0	0

U.S. SENATE:

Reed (D)	133	352	424	507	397	627	151	2,591
Mayer (R)	43	136	130	216	194	267	37	1,023
Lovejoy (I)	3	5	9	6	7	9	2	41

U.S. CONGRESS - 2nd Dist.

Weygand (D)	109	322	380	453	378	574	146	2,362
Wild (R)	62	129	136	239	185	284	30	1,065
Ricci (I)	2	0	12	9	12	20	4	59
Potter (I)	3	12	10	6	2	7	0	40
Casman (I)	1	4	0	4	4	3	0	16

REPRESENTATIVE DISTRICT 22

	Machine Votes							TOTAL
	1	2	3	4	5	6	7	
PRESIDENTIAL ELECTORS FOR:								
Clinton-Gore (D)	32	348	133	709	675	777	92	2,766
Dole-Kemp (R)	0	80	21	170	199	276	24	770
Browne-Jorgensen (LIB.)	0	1	0	4	1	1	0	7
Hagelin-Tompkins (NLP)	0	1	0	1	0	1	0	3
Phillips-Titus (UST)	0	2	0	1	2	1	0	6
Perot-Choate (REF)	12	57	10	79	121	156	11	446
Nader-LaDuke (GRN)	0	3	0	4	5	10	0	22
Moorehead-La Riva (WWP)	0	2	0	0	0	1	0	3

U.S. SENATE:

Reed (D)	36	356	135	733	710	847	84	2,901
Mayer (R)	15	104	23	186	232	310	32	902
Lovejoy (I)	2	6	1	10	11	12	0	42

U.S. CONGRESS - 2nd Dist.

Weygand (D)	30	338	125	663	482	769	85	2,492
Wild (R)	20	96	22	219	238	318	26	939
Ricci (I)	1	8	1	21	26	24	8	89
Potter (I)	0	3	3	3	7	4	0	20
Casman (I)	2	8	2	3	4	6	0	25

REPRESENTATIVE DISTRICT 23

	Machine Votes								TOTAL
	1	2	3	4	5	6	7	8	
PRESIDENTIAL ELECTORS FOR:									
Clinton-Gore (D)	647	592	589	112	216	288	225	231	2,900
Dole-Kemp (R)	443	405	267	85	189	85	49	176	1,699
Browne-Jorgensen (LIB.)	2	1	3	0	0	1	3	2	12
Hagelin-Tompkins (NLP)	0	0	0	0	0	0	0	0	0
Phillips-Titus (UST)	2	0	2	0	1	0	1	0	6
Perot-Choate (REF)	170	81	127	31	48	20	27	51	555
Nader-LaDuke (GRN)	9	10	13	1	6	5	2	4	50
Moorehead-La Riva (WWP)	0	0	0	0	0	0	0	0	0
U.S. SENATE:									
Reed (D)	736	586	625	117	258	286	233	271	3,112
Mayer (R)	466	465	326	98	183	97	57	168	1,860
Lovejoy (I)	19	5	15	5	7	10	4	5	70
U.S. CONGRESS - 2nd Dist.									
Weygand (D)	721	545	581	107	233	272	221	232	2,912
Wild (R)	460	461	320	101	195	95	61	189	1,882
Ricci (I)	16	14	22	4	7	6	3	6	78
Potter (I)	4	1	5	0	1	1	2	0	14
Casman (I)	9	4	9	3	3	4	1	1	34

REPRESENTATIVE DISTRICT 24

	Machine Votes					TOTAL
	1	2	3	4	5	
PRESIDENTIAL ELECTORS FOR:						
Clinton-Gore (D)	542	577	276	523	545	2,463
Dole-Kemp (R)	392	225	154	206	284	1,261
Browne-Jorgensen (LIB.)	0	1	0	1	1	3
Hagelin-Tompkins (NLP)	1	0	1	0	2	4
Phillips-Titus (UST)	2	2	0	0	2	6
Perot-Choate (REF)	139	116	46	97	88	486
Nader-LaDuke (GRN)	12	10	4	14	19	59
Moorehead-La Riva (WWP)	1	0	1	0	0	2
U.S. SENATE:						
Reed (D)	608	610	302	545	603	2,668
Mayer (R)	443	284	162	248	287	1,424
Lovejoy (I)	14	13	6	12	10	55
U.S. CONGRESS - 2nd Dist.						
Weygand (D)	562	557	281	526	537	2,463
Wild (R)	453	290	164	254	321	1,482
Ricci (I)	9	17	5	8	14	53
Potter (I)	4	7	5	4	2	22
Casman (I)	10	0	1	3	11	25

REPRESENTATIVE DISTRICT 25

	Machine Votes			TOTAL
	1	2/4	3	
PRESIDENTIAL ELECTORS FOR:				
Clinton-Gore (D)	597	296	67	960
Dole-Kemp (R)	351	178	28	557
Browne-Jorgensen (LIB.)	2	1	0	3
Hagelin-Tompkins (NLP)	1	1	0	2
Phillips-Titus (UST)	1	2	0	3
Perot-Choate (REF)	86	27	7	120
Nader-LaDuke (GRN)	11	3	0	14
Moorehead-La Riva (WWP)	0	0	0	0
U.S. SENATE:				
Reed (D)	691	305	70	1,066
Mayer (R)	323	179	28	530
Lovejoy (I)	9	7	0	16
U.S. CONGRESS - 2nd Dist.				
Weygand (D)	600	285	68	953
Wild (R)	366	182	25	573
Ricci (I)	7	6	1	14
Potter (I)	11	1	0	12
Casman (I)	5	3	1	9

REPRESENTATIVE DISTRICT 26

	Machine Votes								TOTAL
	1	2	3	4	5	6	7	8	
PRESIDENTIAL ELECTORS FOR:									
Clinton-Gore (D)	700	250	535	56	502	389	64	261	2,757
Dole-Kemp (R)	329	108	203	29	186	307	26	199	1,387
Browne-Jorgensen (LIB.)	4	1	1	0	1	4	0	1	12
Hagelin-Tompkins (NLP)	2	1	0	0	0	0	0	0	3
Phillips-Titus (UST)	3	1	5	0	1	1	0	1	12
Perot-Choate (REF)	127	42	92	14	80	57	4	31	447
Nader-LaDuke (GRN)	18	1	9	3	5	9	1	7	53
Moorehead-La Riva (WWP)	0	0	2	0	0	0	0	0	2
U.S. SENATE:									
Reed (D)	780	270	543	65	518	437	57	270	2,940
Mayer (R)	362	117	258	27	227	310	36	209	1,546
Lovejoy (I)	15	4	14	1	7	11	0	4	56
U.S. CONGRESS - 2nd Dist.									
Weygand (D)	650	237	476	57	442	372	57	247	2,538
Wild (R)	426	129	293	33	227	337	39	210	1,694
Ricci (I)	16	3	14	4	17	11	0	5	70
Potter (I)	9	5	6	0	7	4	0	2	33
Casman (I)	8	4	7	0	5	7	0	1	32

REPRESENTATIVE DISTRICT 27

	Machine Votes						TOTAL
	1	2	3	4	5	6	
PRESIDENTIAL ELECTORS FOR:							
Clinton-Gore (D)	536	548	228	532	667	301	2,812
Dole-Kemp (R)	198	191	49	246	222	126	1,032
Browne-Jorgensen (LIB.)	2	3	1	2	3	1	12
Hagelin-Tompkins (NLP)	0	1	0	0	0	0	1
Phillips-Titus (UST)	1	3	0	3	2	0	9
Perot-Choate (REF)	78	91	40	76	117	55	457
Nader-LaDuke (GRN)	22	7	3	12	17	6	67
Moorehead-La Riva (WWP)	0	1	1	1	0	0	3
U.S. SENATE:							
Reed (D)	558	578	234	583	737	314	3,004
Mayer (R)	233	207	75	244	239	151	1,149
Lovejoy (I)	14	9	7	10	16	7	63
U.S. CONGRESS - 2nd Dist.							
Weygand (D)	531	533	198	433	662	297	2,654
Wild (R)	226	223	86	262	273	154	1,224
Ricci (I)	12	11	5	9	13	7	57
Potter (I)	4	6	6	4	6	7	33
Casman (I)	10	13	2	10	11	4	50

REPRESENTATIVE DISTRICT 28

	Machine Votes					TOTAL
	1	2	3	4	5	
PRESIDENTIAL ELECTORS FOR:						
Clinton-Gore (D)	456	491	318	379	613	2,257
Dole-Kemp (R)	151	237	186	189	191	954
Browne-Jorgensen (LIB.)	2	4	0	0	3	9
Hagelin-Tompkins (NLP)	0	6	0	1	0	7
Phillips-Titus (UST)	1	3	0	2	1	7
Perot-Choate (REF)	104	87	44	69	102	406
Nader-LaDuke (GRN)	34	25	17	26	25	127
Moorehead-La Riva (WWP)	0	2	0	1	0	3
U.S. SENATE:						
Reed (D)	492	520	342	415	627	2,396
Mayer (R)	208	288	202	224	250	1,172
Lovejoy (I)	21	16	7	12	16	72
U.S. CONGRESS - 2nd Dist.						
Weygand (D)	447	454	302	341	607	2,151
Wild (R)	203	285	210	249	250	1,197
Ricci (I)	13	9	5	10	6	43
Potter (I)	15	17	5	13	5	55
Casman (I)	18	27	9	14	9	77

CUMBERLAND

	Machine	Mail Paper		Limited - Pres. only	TOTAL
PRESIDENTIAL ELECTORS FOR:					
Clinton-Gore (D)	7,636	206	3	78	7,923
Dole-Kemp (R)	3,774	125	7	44	3,950
Browne-Jorgensen (LIB.)	35	1	0	0	36
Hagelin-Tompkins (NLP)	20	1	0	0	21
Phillips-Titus (UST)	55	0	0	1	56
Perot-Choate (REF)	1,548	19	1	20	1,588
Nader-LaDuke (GRN)	149	2	0	0	151
Moorehead-La Riva (WWP)	6	0	0	0	6

U.S. SENATE:					
Reed (D)	7,464	203	0		203
Mayer (R)	4,856	133	0		133
Lovejoy (I)	158	3	0		161

U.S. CONGRESS - 1st. Dist.					
Kennedy (D)	8,576	226	0		8,802
Cicione (R)	3,837	111	0		3,948
Rollins (I)	94	1	0		95
Schwass (I)	77	1	0		78
Raposa (I)	91	0	0		91

REPRESENTATIVE DISTRICT 58

	Machine Votes			TOTAL
	14	15	16	
PRESIDENTIAL ELECTORS FOR:				
Clinton-Gore (D)	651	240	564	1,455
Dole-Kemp (R)	416	103	317	836
Browne-Jorgensen (LIB)	3	1	3	7
Hagelin-Tompkins (NLP)	1	0	1	2
Phillips-Titus (UST)	3	3	2	8
Perot-Choate (REF)	113	40	131	284
Nader-LaDuke (GRN)	6	0	7	13
Moorehead-La Riva (WWP)	0	1	3	4
U.S. SENATE:				
Reed (D)	660	206	559	1,425
Mayer (R)	469	160	385	1,014
Lovejoy (I)	17	3	16	36
U.S. CONGRESS - 1st. Dist.				
Kennedy (D)	739	263	652	1,654
Cicione (R)	400	105	302	807
Rollins (I)	4	2	9	15
Schwass (I)	10	2	2	14
Raposa (I)	1	1	8	10

REPRESENTATIVE DISTRICT 67

	Machine Votes						TOTAL
	4	8	10	11	12	13	
PRESIDENTIAL ELECTORS FOR:							
Clinton-Gore (D)	605	661	483	336	460	146	2,691
Dole-Kemp (R)	205	261	329	411	377	92	1,675
Browne-Jorgensen (LIB)	3	2	0	3	1	0	9
Hagelin-Tompkins (NLP)	3	1	0	0	0	0	4
Phillips-Titus (UST)	1	7	2	2	3	1	16
Perot-Choate (REF)	128	141	102	67	113	37	588
Nader-LaDuke (GRN)	17	15	11	12	14	5	74
Moorehead-La Riva (WWP)	0	0	0	0	0	0	0

U.S. SENATE:

Reed (D)	638	616	511	320	467	138	2,690
Mayer (R)	300	379	365	463	451	125	2,083
Lovejoy (I)	9	22	8	9	6	3	57

U.S. CONGRESS - 1st. Dist.

Kennedy (D)	731	724	528	383	521	161	3,048
Cicione (R)	220	277	332	396	383	99	1,707
Rollins (I)	7	14	9	7	3	2	42
Schwass (I)	5	8	3	3	8	2	29
Raposa (I)	11	8	8	4	7	3	41

REPRESENTATIVE DISTRICT 68

	Machine Votes						TOTAL
	2	3	5	6	7	9	
PRESIDENTIAL ELECTORS FOR:							
Clinton-Gore (D)	345	541	513	540	315	633	2,887
Dole-Kemp (R)	65	133	167	251	239	320	1,175
Browne-Jorgensen (LIB)	2	2	3	9	1	2	19
Hagelin-Tompkins (NLP)	0	0	12	0	0	1	13
Phillips-Titus (UST)	3	2	11	1	5	4	26
Perot-Choate (REF)	60	93	105	107	84	139	588
Nader-LaDuke (GRN)	7	5	10	12	10	14	58
Moorehead-La Riva (WWP)	0	0	0	1	0	0	1

U.S. SENATE:

Reed (D)	332	509	492	518	308	625	2,784
Mayer (R)	105	199	235	342	310	408	1,599
Lovejoy (I)	10	10	6	9	7	12	54

U.S. CONGRESS - 1st. Dist.

Kennedy (D)	374	573	578	614	375	715	3,229
Cicione (R)	75	144	167	276	244	320	1,226
Rollins (I)	2	6	6	5	2	9	30
Schwass (I)	3	3	7	6	4	5	28
Raposa (I)	4	8	2	6	3	9	32

REPRESENTATIVE DISTRICT 73

	Machine Vote		TOTAL
PRESIDENTIAL ELECTORS FOR:	1		
Clinton-Gore (D)	603		603
Dole-Kemp (R)	88		88
Browne-Jorgensen (LIB)	0		0
Hagelin-Tompkins (NLP)	1		1
Phillips-Titus (UST)	5		5
Perot-Choate (REF)	88		88
Nader-LaDuke (GRN)	4		4
Moorehead-La Riva (WWP)	1		1
U.S. SENATE:			
Reed (D)	565		565
Mayer (R)	160		160
Lovejoy (I)	11		11
U.S. CONGRESS - 1st. Dist.			
Kennedy (D)	645		645
Cicione (R)	97		97
Rollins (I)	7		7
Schwass (I)	6		6
Raposa (I)	8		8

EAST GREENWICH

	Machine	Mail	Paper	Limited - Pres. only	TOTAL
PRESIDENTIAL ELECTORS FOR:					
Clinton-Gore (D)	2,433	137	4	39	2,613
Dole-Kemp (R)	2,484	180	1	38	2,703
Browne-Jorgensen (LIB.)	20	2	0	0	22
Hagelin-Tompkins (NLP)	7	0	0	0	7
Phillips-Titus (UST)	4	0	0	1	5
Perot-Choate (REF)	587	11	1	14	613
Nader-LaDuke (GRN)	95	1	0	0	96
Moorehead-La Riva (WWP)	2	1	0	0	3

U.S. SENATE:

Reed (D)	2,656	161	2		2,819
Mayer (R)	2,734	170	3		2,907
Lovejoy (I)	54	2	0		56

U.S. CONGRESS - 2nd Dist.

Weygand (D)	2,741	163	2		2,906
Wild (R)	2,403	164	2		2,569
Ricci (I)	43	3	0		46
Potter (I)	46	1	0		47
Casman (I)	65	3	0		68

REPRESENTATIVE DISTRICT 31

Machine Votes

	6	7	TOTAL
PRESIDENTIAL ELECTORS FOR:			
Clinton-Gore (D)	344	214	558
Dole-Kemp (R)	426	264	690
Browne-Jorgensen (LIB.)	3	6	9
Hagelin-Tompkins (NLP)	1	0	1
Phillips-Titus (UST)	1	1	2
Perot-Choate (REF)	86	78	164
Nader-LaDuke (GRN)	13	12	25
Moorehead-La Riva (WWP)	0	0	0
U.S. SENATE:			
Reed (D)	375	249	624
Mayer (R)	464	295	759
Lovejoy (I)	5	11	16
U.S. CONGRESS - 2nd Dist.			
Weygand (D)	387	266	653
Wild (R)	417	260	677
Ricci (I)	6	3	9
Potter (I)	5	5	10
Casman (I)	5	12	17

REPRESENTATIVE DISTRICT 43

	Machine Votes					TOTAL
	1	2	3	4	5	
PRESIDENTIAL ELECTORS FOR:						
Clinton-Gore (D)	483	333	447	331	281	1,875
Dole-Kemp (R)	292	446	334	425	297	1,794
Browne-Jorgensen (LIB.)	2	3	1	3	2	11
Hagelin-Tompkins (NLP)	2	1	1	2	0	6
Phillips-Titus (UST)	0	1	0	0	1	2
Perot-Choate (REF)	93	78	97	73	82	423
Nader-LaDuke (GRN)	27	7	17	8	11	70
Moorehead-La Riva (WWP)	0	0	0	1	1	2
U.S. SENATE:						
Reed (D)	491	375	470	373	323	2,032
Mayer (R)	356	463	374	445	337	1,975
Lovejoy (I)	12	8	7	6	5	38
U.S. CONGRESS - 2nd Dist.						
Weygand (D)	501	409	490	378	310	2,088
Wild (R)	297	391	316	404	318	1,726
Ricci (I)	6	7	8	3	10	34
Potter (I)	13	7	5	4	7	36
Casman (I)	8	10	14	9	7	48

EAST PROVIDENCE

	Machine	Mail Paper	Limited -		TOTAL
			Pres. only		
PRESIDENTIAL ELECTORS FOR:					
Clinton-Gore (D)	12,101	558	0	187	12,846
Dole-Kemp (R)	3,954	203	0	42	4,199
Browne-Jorgensen (LIB.)	45	0	0	1	46
Hagelin-Tompkins (NLP)	21	0	0	0	21
Phillips-Titus (UST)	43	0	0	0	43
Perot-Choate (REF)	1,927	15	0	9	1,951
Nader-LaDuke (GRN)	243	5	0	0	248
Moorehead-La Riva (WWP)	8	0	0	0	8

U.S. SENATE:					
Reed (D)	11,827	507	0		12,334
Mayer (R)	5,051	247	0		5,298
Lovejoy (I)	208	7	0		215

U.S. CONGRESS - 1st. Dist.					
Kennedy (D)	12,834	549	0		13,383
Cicione (R)	4,046	195	0		4,241
Rollins (I)	140	0	0		140
Schwass (I)	112	6	0		118
Raposa (I)	145	3	0		148

REPRESENTATIVE DISTRICT 82

	Machine Votes				TOTAL
	1	1A	2	3	
PRESIDENTIAL ELECTORS FOR:					
Clinton-Gore (D)	679	331	639	329	1,978
Dole-Kemp (R)	322	123	227	293	965
Browne-Jorgensen (LIB)	4	0	2	3	9
Hagelin-Tompkins (NLP)	3	0	1	0	4
Phillips-Titus (UST)	3	1	7	1	12
Perot-Choate (REF)	102	77	93	51	323
Nader-LaDuke (GRN)	22	7	7	14	50
Moorehead-La Riva (WWP)	1	0	1	0	2

U.S. SENATE:					
Reed (D)	673	331	641	375	2,020
Mayer (R)	394	154	287	290	1,125
Lovejoy (I)	11	8	10	1	30

U.S. CONGRESS - 1st. Dist.					
Kennedy (D)	725	355	673	375	2,128
Cicione (R)	346	129	248	281	1,004
Rollins (I)	7	7	3	5	22
Schwass (I)	11	2	2	1	16
Raposa (I)	6	4	2	0	12

REPRESENTATIVE DISTRICT 83

	Machine Votes				TOTAL
	4	5	7	8	
PRESIDENTIAL ELECTORS FOR:					
Clinton-Gore (D)	443	728	553	447	2,171
Dole-Kemp (R)	80	209	94	94	477
Browne-Jorgensen (LIB)	0	1	1	3	5
Hagelin-Tompkins (NLP)	0	2	1	0	3
Phillips-Titus (UST)	1	2	1	1	5
Perot-Choate (REF)	60	102	56	56	274
Nader-LaDuke (GRN)	3	10	12	5	30
Moorehead-La Riva (WWP)	1	1	1	0	3
U.S. SENATE:					
Reed (D)	423	689	514	421	2,047
Mayer (R)	112	282	142	123	659
Lovejoy (I)	10	10	5	8	33
U.S. CONGRESS - 1st. Dist.					
Kennedy (D)	453	761	562	459	2,235
Cicione (R)	89	220	106	91	506
Rollins (I)	4	6	5	7	22
Schwass (I)	6	6	6	4	22
Raposa (I)	5	8	3	4	20

REPRESENTATIVE DISTRICT 84

	Machine Votes					TOTAL
	9	14	15	16	19	
PRESIDENTIAL ELECTORS FOR:						
Clinton-Gore (D)	124	703	718	585	288	2,418
Dole-Kemp (R)	26	260	236	181	138	841
Browne-Jorgensen (LIB)	0	3	1	2	0	6
Hagelin-Tompkins (NLP)	0	0	1	0	2	3
Phillips-Titus (UST)	0	1	1	0	1	3
Perot-Choate (REF)	3	104	118	71	54	350
Nader-LaDuke (GRN)	2	13	14	8	11	48
Moorehead-La Riva (WWP)	0	0	0	0	0	0
U.S. SENATE:						
Reed (D)	116	719	687	562	292	2,376
Mayer (R)	32	311	296	222	163	1,024
Lovejoy (I)	0	13	19	6	6	44
U.S. CONGRESS - 1st. Dist.						
Kennedy (D)	131	725	791	589	320	2,556
Cicione (R)	20	283	218	189	121	831
Rollins (I)	0	8	13	8	5	34
Schwass (I)	0	4	10	4	7	25
Raposa (I)	1	12	11	3	6	33

REPRESENTATIVE DISTRICT 85

	Machine Votes					TOTAL
	6	10	11	12	13	
PRESIDENTIAL ELECTORS FOR:						
Clinton-Gore (D)	579	550	366	233	272	2,000
Dole-Kemp (R)	117	123	76	58	41	415
Browne-Jorgensen (LIB)	0	3	1	0	1	5
Hagelin-Tompkins (NLP)	1	0	0	0	2	3
Phillips-Titus (UST)	2	0	1	0	0	3
Perot-Choate (REF)	61	80	42	26	38	247
Nader-LaDuke (GRN)	8	6	17	7	3	41
Moorehead-La Riva (WWP)	0	0	0	0	0	0
U.S. SENATE:						
Reed (D)	542	536	363	217	256	1,914
Mayer (R)	149	170	91	75	67	552
Lovejoy (I)	8	3	6	5	7	29
U.S. CONGRESS - 1st. Dist.						
Kennedy (D)	595	578	381	227	283	2,064
Cicione (R)	112	127	79	69	48	435
Rollins (I)	7	0	4	0	2	13
Schwass (I)	3	3	4	5	1	16
Raposa (I)	6	10	4	0	4	24

REPRESENTATIVE DISTRICT 86

	Machine Votes				TOTAL
	17	18	20	21	
PRESIDENTIAL ELECTORS FOR:					
Clinton-Gore (D)	469	630	622	687	2,408
Dole-Kemp (R)	119	249	239	202	809
Browne-Jorgensen (LIB)	4	3	2	2	11
Hagelin-Tompkins (NLP)	1	2	1	3	7
Phillips-Titus (UST)	2	1	6	5	14
Perot-Choate (REF)	105	144	133	132	514
Nader-LaDuke (GRN)	9	17	13	11	50
Moorehead-La Riva (WWP)	0	1	0	1	2
U.S. SENATE:					
Reed (D)	443	633	612	673	2,361
Mayer (R)	186	332	319	275	1,112
Lovejoy (I)	17	11	12	9	49
U.S. CONGRESS - 1st. Dist.					
Kennedy (D)	510	676	701	731	2,618
Cicione (R)	125	253	227	206	811
Rollins (I)	8	8	5	8	29
Schwass (I)	10	4	5	4	23
Raposa (I)	8	13	7	9	37

REPRESENTATIVE DISTRICT 87

	Machine Votes		TOTAL
	22	23	
PRESIDENTIAL ELECTORS FOR:			
Clinton-Gore (D)	712	414	1,126
Dole-Kemp (R)	317	130	447
Browne-Jorgensen (LIB)	5	4	9
Hagelin-Tompkins (NLP)	1	0	1
Phillips-Titus (UST)	4	2	6
Perot-Choate (REF)	140	79	219
Nader-LaDuke (GRN)	14	10	24
Moorehead-La Riva (WWP)	1	0	1
U.S. SENATE:			
Reed (D)	716	393	1,109
Mayer (R)	385	194	579
Lovejoy (I)	12	11	23
U.S. CONGRESS - 1st. Dist.			
Kennedy (D)	791	442	1,233
Cicione (R)	312	147	459
Rollins (I)	7	13	20
Schwass (I)	8	2	10
Raposa (I)	14	5	19

EXETER

	Machine	Mail	Paper	Limited - Pres. only	TOTAL
PRESIDENTIAL ELECTORS FOR:					
Clinton-Gore (D)	1,038	59	0	7	1,104
Dole-Kemp (R)	771	37	0	0	808
Browne-Jorgensen (LIB.)	8	0	0	2	10
Hagelin-Tompkins (NLP)	6	0	0	0	6
Phillips-Titus (UST)	3	0	0	2	5
Perot-Choate (REF)	342	3	0	0	345
Nader-LaDuke (GRN)	35	1	0	0	36
Moorehead-La Riva (WWP)	1	0	0	0	1

U.S. SENATE:					
Reed (D)	1,098	58	0		1,156
Mayer (R)	978	39	0		1,017
Lovejoy (I)	44	0	0		44

U.S. CONGRESS - 2nd Dist.					
Weygand (D)	1,129	67	0		1,196
Wild (R)	863	27	0		890
Ricci (I)	18	0	0		18
Potter (I)	27	0	0		27
Casman (I)	40	0	0		40

REPRESENTATIVE DISTRICT 31

	Machine Votes				TOTAL
	3				
PRESIDENTIAL ELECTORS FOR:					
Clinton-Gore (D)	590				590
Dole-Kemp (R)	405				405
Browne-Jorgensen (LIB.)	4				4
Hagelin-Tompkins (NLP)	5				5
Phillips-Titus (UST)	3				3
Perot-Choate (REF)	163				163
Nader-LaDuke (GRN)	21				21
Moorehead-La Riva (WWP)	1				1
U.S. SENATE:					
Reed (D)	623				623
Mayer (R)	513				513
Lovejoy (I)	21				21
U.S. CONGRESS - 2nd Dist.					
Weygand (D)	641				641
Wild (R)	457				457
Ricci (I)	12				12
Potter (I)	11				11
Casman (I)	17				17

REPRESENTATIVE DISTRICT 46

Machine

Votes

1

TOTAL

PRESIDENTIAL ELECTORS FOR:

Clinton-Gore (D)	61	61
Dole-Kemp (R)	32	32
Browne-Jorgensen (LIB.)	0	0
Hagelin-Tompkins (NLP)	0	0
Phillips-Titus (UST)	0	0
Perot-Choate (REF)	17	17
Nader-LaDuke (GRN)	3	3
Moorehead-La Riva (WWP)	0	0

U.S. SENATE:

Reed (D)	59	59
Mayer (R)	49	49
Lovejoy (I)	2	2

U.S. CONGRESS - 2nd Dist.

Weygand (D)	70	70
Wild (R)	32	32
Ricci (I)	0	0
Potter (I)	0	0
Casman (I)	4	4

REPRESENTATIVE DISTRICT 52

Machine Votes

2 4

TOTAL

PRESIDENTIAL ELECTORS FOR:

Clinton-Gore (D)	175	212	387
Dole-Kemp (R)	129	205	334
Browne-Jorgensen (LIB.)	2	2	4
Hagelin-Tompkins (NLP)	0	1	1
Phillips-Titus (UST)	0	0	0
Perot-Choate (REF)	82	80	162
Nader-LaDuke (GRN)	6	5	11
Moorehead-La Riva (WWP)	0	0	0

U.S. SENATE:

Reed (D)	205	211	416
Mayer (R)	156	260	416
Lovejoy (I)	9	12	21

U.S. CONGRESS - 2nd Dist.

Weygand (D)	183	235	418
Wild (R)	155	219	374
Ricci (I)	2	4	6
Potter (I)	8	8	16
Casman (I)	10	9	19

FOSTER

	Machine	Mail Paper	Limited -		TOTAL
			Pres. only		
PRESIDENTIAL ELECTORS FOR:					
Clinton-Gore (D)	890	40	0	5	935
Dole-Kemp (R)	648	25	0	9	682
Browne-Jorgensen (LIB.)	9	0	0	0	9
Hagelin-Tompkins (NLP)	5	0	0	1	6
Phillips-Titus (UST)	4	0	0	0	4
Perot-Choate (REF)	302	2	0	7	311
Nader-LaDuke (GRN)	51	2	0	4	57
Moorehead-La Riva (WWP)	0	0	0	0	0

U.S. SENATE:					
Reed (D)	1,002	35	0		1,037
Mayer (R)	758	15	0		773
Lovejoy (I)	50	0	0		50

U.S. CONGRESS - 2nd Dist.					
Weygand (D)	973	39	0		1,012
Wild (R)	711	24	0		735
Ricci (I)	36	0	0		36
Potter (I)	30	0	0		30
Casman (I)	22	0	0		22

REPRESENTATIVE DISTRICT 53

	Machine Votes		TOTAL
	1	2	
PRESIDENTIAL ELECTORS FOR:			
Clinton-Gore (D)	471	419	890
Dole-Kemp (R)	330	318	648
Browne-Jorgensen (LIB.)	8	1	9
Hagelin-Tompkins (NLP)	3	2	5
Phillips-Titus (UST)	2	2	4
Perot-Choate (REF)	163	139	302
Nader-LaDuke (GRN)	22	29	51
Moorehead-La Riva (WWP)	0	0	0

U.S. SENATE:			
Reed (D)	524	478	1,002
Mayer (R)	382	376	758
Lovejoy (I)	30	20	50

U.S. CONGRESS - 2nd Dist.			
Weygand (D)	524	449	973
Wild (R)	343	368	711
Ricci (I)	23	13	36
Potter (I)	15	15	30
Casman (I)	10	12	22

GLOCESTER

	Machine	Mail	Paper	Limited - Pres. only	TOTAL
PRESIDENTIAL ELECTORS FOR:					
Clinton-Gore (D)	1,858	47	0	31	1,936
Dole-Kemp (R)	1,189	46	0	16	1,251
Browne-Jorgensen (LIB.)	12	0	0	0	12
Hagelin-Tompkins (NLP)	0	0	0	1	1
Phillips-Titus (UST)	9	0	0	2	11
Perot-Choate (REF)	598	17	0	19	634
Nader-LaDuke (GRN)	71	1	0	1	73
Moorehead-La Riva (WWP)	2	0	0	0	2

U.S. SENATE:					
Reed (D)	2,016	56	0		2,072
Mayer (R)	1,485	58	0		1,543
Lovejoy (I)	67	1	0		68

U.S. CONGRESS - 2nd Dist.					
Weygand (D)	2,049	68	0		2,117
Wild (R)	1,316	50	0		1,366
Ricci (I)	44	0	0		44
Potter (I)	37	0	0		37
Casman (I)	33	0	0		33

REPRESENTATIVE DISTRICT 15

	Machine Votes					TOTAL
	1	2	3	4	5	
PRESIDENTIAL ELECTORS FOR:						
Clinton-Gore (D)	418	443	312	180	505	1,858
Dole-Kemp (R)	240	260	180	136	373	1,189
Browne-Jorgensen (LIB.)	2	6	0	1	3	12
Hagelin-Tompkins (NLP)	0	0	0	0	0	0
Phillips-Titus (UST)	1	1	5	0	2	9
Perot-Choate (REF)	131	151	117	52	147	598
Nader-LaDuke (GRN)	20	20	3	8	20	71
Moorehead-La Riva (WWP)	0	1	1	0	0	2

U.S. SENATE:						
Reed (D)	422	471	351	190	582	2,016
Mayer (R)	338	344	219	174	410	1,485
Lovejoy (I)	10	24	13	4	16	67

U.S. CONGRESS - 2nd Dist.						
Weygand (D)	451	486	343	192	577	2,049
Wild (R)	284	310	186	156	380	1,316
Ricci (I)	11	9	9	4	11	44
Potter (I)	8	12	2	4	11	37
Casman (I)	4	13	7	3	6	33

HOPKINTON

	Machine	Mail	Paper	Limited - Pres. only	TOTAL
PRESIDENTIAL ELECTORS FOR:					
Clinton-Gore (D)	1,369	28	0	19	1,416
Dole-Kemp (R)	902	25	0	12	939
Browne-Jorgensen (LIB.)	10	0	0	0	10
Hagelin-Tompkins (NLP)	4	1	0	0	5
Phillips-Titus (UST)	18	0	0	1	19
Perot-Choate (REF)	487	11	0	9	507
Nader-LaDuke (GRN)	51	1	0	2	54
Moorehead-La Riva (WWP)	4	0	0	0	4

U.S. SENATE:					
Reed (D)	1,523	33	0		1,556
Mayer (R)	1,064	31	0		1,095
Lovejoy (I)	74	2	0		76

U.S. CONGRESS - 2nd Dist.					
Weygand (D)	1,505	34	0		1,539
Wild (R)	920	23	0		943
Ricci (I)	48	0	0		48
Potter (I)	35	0	0		35
Casman (I)	41	5	0		46

REPRESENTATIVE DISTRICT 16

	Machine Votes				TOTAL
	1	2	3		
PRESIDENTIAL ELECTORS FOR:					
Clinton-Gore (D)	406	516	447		1,369
Dole-Kemp (R)	261	308	333		902
Browne-Jorgensen (LIB.)	2	5	3		10
Hagelin-Tompkins (NLP)	2	2	0		4
Phillips-Titus (UST)	5	5	8		18
Perot-Choate (REF)	118	198	171		487
Nader-LaDuke (GRN)	15	23	13		51
Moorehead-La Riva (WWP)	1	2	1		4

U.S. SENATE:					
Reed (D)	446	585	492		1,523
Mayer (R)	303	371	390		1,064
Lovejoy (I)	14	29	31		74

U.S. CONGRESS - 2nd Dist.					
Weygand (D)	441	568	496		1,505
Wild (R)	244	336	340		920
Ricci (I)	10	21	17		48
Potter (I)	12	9	14		35
Casman (I)	9	17	15		41

JAMESTOWN

	Machine	Mail	Paper	Limited - Pres. only	TOTAL
PRESIDENTIAL ELECTORS FOR:					
Clinton-Gore (D)	1,424	128	0	23	1,575
Dole-Kemp (R)	868	83	0	9	960
Browne-Jorgensen (LIB.)	13	1	0	1	15
Hagelin-Tompkins (NLP)	4	0	0	0	4
Phillips-Titus (UST)	14	0	0	0	14
Perot-Choate (REF)	333	12	0	9	354
Nader-LaDuke (GRN)	78	7	0	0	85
Moorehead-La Riva (WWP)	0	0	0	0	0

U.S. SENATE:					
Reed (D)	1,489	118	0		1,607
Mayer (R)	1,114	109	0		1,223
Lovejoy (I)	39	2	0		41

U.S. CONGRESS - 1st. Dist.					
Kennedy (D)	1,585	131	0		1,716
Cicione (R)	959	92	0		1,051
Rollins (I)	25	1	0		26
Schwass (I)	27	4	0		31
Raposa (I)	20	0	0		20

REPRESENTATIVE DISTRICT 98

	Machine Votes		TOTAL
	1	2	
PRESIDENTIAL ELECTORS FOR:			
Clinton-Gore (D)	706	718	1,424
Dole-Kemp (R)	423	445	868
Browne-Jorgensen (LIB)	8	5	13
Hagelin-Tompkins (NLP)	1	3	4
Phillips-Titus (UST)	9	5	14
Perot-Choate (REF)	164	169	333
Nader-LaDuke (GRN)	34	44	78
Moorehead-La Riva (WWP)	0	0	0

U.S. SENATE:			
Reed (D)	744	745	1,489
Mayer (R)	538	576	1,114
Lovejoy (I)	21	18	39

U.S. CONGRESS - 1st. Dist.			
Kennedy (D)	769	816	1,585
Cicione (R)	476	483	959
Rollins (I)	14	11	25
Schwass (I)	14	13	27
Raposa (I)	12	8	20

JOHNSTON

	Machine	Mail	Paper	Limited - Pres. only	TOTAL
PRESIDENTIAL ELECTORS FOR:					
Clinton-Gore (D)	8,049	340	0	113	8,502
Dole-Kemp (R)	2,843	90	0	34	2,967
Browne-Jorgensen (LIB.)	26	0	0	0	26
Hagelin-Tompkins (NLP)	13	0	0	0	13
Phillips-Titus (UST)	30	0	0	0	30
Perot-Choate (REF)	1,406	11	0	18	1,435
Nader-LaDuke (GRN)	83	1	0	0	84
Moorehead-La Riva (WWP)	5	0	0	0	5

U.S. SENATE:					
Reed (D)	8,127	335	0		8,462
Mayer (R)	3,598	111	0		3,709
Lovejoy (I)	192	3	0		195

U.S. CONGRESS - 2nd Dist.					
Weygand (D)	7,792	325	0		8,117
Wild (R)	3,014	100	0		3,114
Ricci (I)	508	14	0		522
Potter (I)	69	3	0		72
Casman (I)	92	1	0		93

REPRESENTATIVE DISTRICT 11

	Machine Votes			
	4A	5B	5C	
PRESIDENTIAL ELECTORS FOR:				
Clinton-Gore (D)	361	566	646	1,573
Dole-Kemp (R)	135	227	351	713
Browne-Jorgensen (LIB.)	0	1	8	9
Hagelin-Tompkins (NLP)	1	0	2	3
Phillips-Titus (UST)	4	2	4	10
Perot-Choate (REF)	78	122	122	322
Nader-LaDuke (GRN)	1	7	11	19
Moorehead-La Riva (WWP)	0	1	1	2

U.S. SENATE:				
Reed (D)	387	583	673	1,643
Mayer (R)	224	301	403	928
Lovejoy (I)	13	9	18	40

U.S. CONGRESS - 2nd Dist.				
Weygand (D)	362	558	649	1,569
Wild (R)	163	257	360	780
Ricci (I)	17	25	38	80
Potter (I)	3	6	6	15
Casman (I)	5	5	13	23

REPRESENTATIVE DISTRICT 12

	Machine Votes		TOTAL
	2C	3B	
PRESIDENTIAL ELECTORS FOR:			
Clinton-Gore (D)	360	142	502
Dole-Kemp (R)	90	36	126
Browne-Jorgensen (LIB.)	0	0	0
Hagelin-Tompkins (NLP)	0	0	0
Phillips-Titus (UST)	2	1	3
Perot-Choate (REF)	55	28	83
Nader-LaDuke (GRN)	4	0	4
Moorehead-La Riva (WWP)	1	0	1
U.S. SENATE:			
Reed (D)	361	138	499
Mayer (R)	119	56	175
Lovejoy (I)	6	2	8
U.S. CONGRESS - 2nd Dist.			
Weygand (D)	336	140	476
Wild (R)	91	39	130
Ricci (I)	35	10	45
Potter (I)	6	1	7
Casman (I)	3	0	3

REPRESENTATIVE DISTRICT 55

	Machine Votes						TOTAL
	1A	1B	2A	2B	2D	3D	
PRESIDENTIAL ELECTORS FOR:							
Clinton-Gore (D)	685	872	582	644	80	113	2,976
Dole-Kemp (R)	192	263	194	279	19	34	981
Browne-Jorgensen (LIB.)	1	2	2	3	2	0	10
Hagelin-Tompkins (NLP)	0	4	0	1	0	0	5
Phillips-Titus (UST)	3	1	0	2	1	0	7
Perot-Choate (REF)	122	87	90	124	12	18	453
Nader-LaDuke (GRN)	5	7	8	10	0	0	30
Moorehead-La Riva (WWP)	0	0	1	0	0	0	1
U.S. SENATE:							
Reed (D)	679	843	569	665	84	122	2,962
Mayer (R)	245	328	242	329	16	38	1,198
Lovejoy (I)	12	23	17	10	2	6	70
U.S. CONGRESS - 2nd Dist.							
Weygand (D)	634	796	521	617	86	107	2,761
Wild (R)	206	253	220	277	14	39	1,009
Ricci (I)	43	57	39	47	3	14	203
Potter (I)	6	7	5	6	2	0	26
Casman (I)	5	9	6	3	0	1	24

REPRESENTATIVE DISTRICT 56

	Machine Votes						TOTAL
	3A	3C	4B	4C	4D	5A	
PRESIDENTIAL ELECTORS FOR:							
Clinton-Gore (D)	516	837	771	344	123	407	2,998
Dole-Kemp (R)	114	267	297	114	34	197	1,023
Browne-Jorgensen (LIB.)	1	2	4	0	0	0	7
Hagelin-Tompkins (NLP)	0	1	1	3	0	0	5
Phillips-Titus (UST)	2	3	2	1	0	2	10
Perot-Choate (REF)	86	147	144	66	21	84	548
Nader-LaDuke (GRN)	5	4	13	3	0	5	30
Moorehead-La Riva (WWP)	0	0	0	1	0	0	1
U.S. SENATE:							
Reed (D)	538	823	800	323	113	426	3,023
Mayer (R)	135	369	365	151	48	229	1,297
Lovejoy (I)	12	15	21	15	5	6	74
U.S. CONGRESS - 2nd Dist.							
Weygand (D)	492	810	756	328	114	486	2,986
Wild (R)	140	296	322	107	33	197	1,095
Ricci (I)	32	51	42	16	7	32	180
Potter (I)	3	3	5	3	1	6	21
Casman (I)	6	8	9	7	8	4	42

LINCOLN

	Machine	Mail Paper	Limited - Pres. only	TOTAL
PRESIDENTIAL ELECTORS FOR:				
Clinton-Gore (D)	4,983	151	0	61
Dole-Kemp (R)	2,717	131	0	34
Browne-Jorgensen (LIB.)	19	0	0	0
Hagelin-Tompkins (NLP)	7	0	0	1
Phillips-Titus (UST)	23	0	0	2
Perot-Choate (REF)	1,146	9	0	16
Nader-LaDuke (GRN)	118	2	0	1
Moorehead-La Riva (WWP)	2	0	0	0

U.S. SENATE:				
Reed (D)	5,028	139	0	5,167
Mayer (R)	3,517	139	0	3,656
Lovejoy (I)	114	1	0	115

U.S. CONGRESS - 1st. Dist.				
Kennedy (D)	5,563	155	0	5,718
Cicione (R)	2,873	125	0	2,998
Rollins (I)	92	0	0	92
Schwass (I)	59	0	0	59
Raposa (I)	37	0	0	37

REPRESENTATIVE DISTRICT 58

	Machine Votes			TOTAL
	1	2	3	
PRESIDENTIAL ELECTORS FOR:				
Clinton-Gore (D)	344	402	601	1,347
Dole-Kemp (R)	117	148	403	668
Browne-Jorgensen (LIB)	0	4	3	7
Hagelin-Tompkins (NLP)	0	1	1	2
Phillips-Titus (UST)	5	0	2	7
Perot-Choate (REF)	93	102	107	302
Nader-LaDuke (GRN)	3	3	9	15
Moorehead-La Riva (WWP)	1	0	0	1
U.S. SENATE:				
Reed (D)	334	392	578	1,304
Mayer (R)	195	224	487	906
Lovejoy (I)	6	12	16	34
U.S. CONGRESS - 1st. Dist.				
Kennedy (D)	396	467	673	1,536
Cicione (R)	136	130	380	646
Rollins (I)	3	20	7	30
Schwass (I)	1	4	11	16
Raposa (I)	0	2	10	12

REPRESENTATIVE DISTRICT 59

	Machine Votes						TOTAL
	4	5	6	7	8	9	
PRESIDENTIAL ELECTORS FOR:							
Clinton-Gore (D)	491	361	576	434	487	465	2,814
Dole-Kemp (R)	322	234	261	171	279	356	1,623
Browne-Jorgensen (LIB)	2	2	2	1	2	1	10
Hagelin-Tompkins (NLP)	2	1	0	0	0	1	4
Phillips-Titus (UST)	3	1	4	0	3	1	12
Perot-Choate (REF)	102	95	148	95	105	126	671
Nader-LaDuke (GRN)	20	17	19	8	10	8	82
Moorehead-La Riva (WWP)	0	0	0	1	0	0	1
U.S. SENATE:							
Reed (D)	506	396	565	432	501	517	2,917
Mayer (R)	391	282	383	238	349	389	2,032
Lovejoy (I)	9	6	17	3	8	13	56
U.S. CONGRESS - 1st. Dist.							
Kennedy (D)	559	405	627	475	538	527	3,131
Cicione (R)	329	266	308	183	298	377	1,761
Rollins (I)	9	3	16	2	4	12	46
Schwass (I)	4	6	9	6	1	5	31
Raposa (I)	1	3	4	2	4	4	18

REPRESENTATIVE DISTRICT 69

	Machine Votes		TOTAL
	10	11	
PRESIDENTIAL ELECTORS FOR:			
Clinton-Gore (D)	221	160	381
Dole-Kemp (R)	207	72	279
Browne-Jorgensen (LIB)	0	1	1
Hagelin-Tompkins (NLP)	1	0	1
Phillips-Titus (UST)	0	3	3
Perot-Choate (REF)	58	29	87
Nader-LaDuke (GRN)	5	6	11
Moorehead-La Riva (WWP)	0	0	0
U.S. SENATE:			
Reed (D)	237	167	404
Mayer (R)	236	91	327
Lovejoy (I)	9	6	15
U.S. CONGRESS - 1st. Dist.			
Kennedy (D)	262	169	431
Cicione (R)	207	87	294
Rollins (I)	4	5	9
Schwass (I)	1	4	5
Raposa (I)	1	1	2

REPRESENTATIVE DISTRICT 74

	Machine Votes		TOTAL
	12	13	
PRESIDENTIAL ELECTORS FOR:			
Clinton-Gore (D)	300	141	441
Dole-Kemp (R)	98	49	147
Browne-Jorgensen (LIB)	0	1	1
Hagelin-Tompkins (NLP)	0	0	0
Phillips-Titus (UST)	1	0	1
Perot-Choate (REF)	58	28	86
Nader-LaDuke (GRN)	7	3	10
Moorehead-La Riva (WWP)	0	0	0
U.S. SENATE:			
Reed (D)	278	125	403
Mayer (R)	169	83	252
Lovejoy (I)	5	4	9
U.S. CONGRESS - 1st. Dist.			
Kennedy (D)	327	138	465
Cicione (R)	106	66	172
Rollins (I)	4	3	7
Schwass (I)	5	2	7
Raposa (I)	4	1	5

LITTLE COMPTON

	Machine	Mail Paper	Limited - Pres. only	TOTAL
PRESIDENTIAL ELECTORS FOR:				
Clinton-Gore (D)	796	49	0	15
Dole-Kemp (R)	645	64	0	9
Browne-Jorgensen (LIB.)	8	0	0	1
Hagelin-Tompkins (NLP)	6	0	0	0
Phillips-Titus (UST)	2	0	0	0
Perot-Choate (REF)	222	1	0	5
Nader-LaDuke (GRN)	39	2	0	1
Moorehead-La Riva (WWP)	0	0	0	1

U.S. SENATE:				
Reed (D)	786	53	0	839
Mayer (R)	768	65	0	833
Lovejoy (I)	14	2	0	16

U.S. CONGRESS - 1st. Dist.				
Kennedy (D)	896	57	0	953
Cicione (R)	640	57	0	697
Rollins (I)	10	0	0	10
Schwass (I)	13	1	0	14
Raposa (I)	15	2	0	17

REPRESENTATIVE DISTRICT 94

	Machine Votes				TOTAL
	1				
PRESIDENTIAL ELECTORS FOR:					
Clinton-Gore (D)	796				796
Dole-Kemp (R)	645				645
Browne-Jorgensen (LIB)	8				8
Hagelin-Tompkins (NLP)	6				6
Phillips-Titus (UST)	2				2
Perot-Choate (REF)	222				222
Nader-LaDuke (GRN)	39				39
Moorehead-La Riva (WWP)	0				0
U.S. SENATE:					
Reed (D)	786				786
Mayer (R)	768				768
Lovejoy (I)	14				14
U.S. CONGRESS - 1st. Dist.					
Kennedy (D)	896				896
Cicione (R)	640				640
Rollins (I)	10				10
Schwass (I)	13				13
Raposa (I)	15				15

MIDDLETOWN

	Machine	Mail	Paper	Limited - Pres. only	TOTAL
PRESIDENTIAL ELECTORS FOR:					
Clinton-Gore (D)	3,176	175	0	90	3,441
Dole-Kemp (R)	1,907	178	0	89	2,174
Browne-Jorgensen (LIB.)	28	2	0	1	31
Hagelin-Tompkins (NLP)	5	0	0	0	5
Phillips-Titus (UST)	18	0	0	0	18
Perot-Choate (REF)	622	15	0	30	667
Nader-LaDuke (GRN)	80	1	0	1	82
Moorehead-La Rivà (WWP)	2	0	0	0	2
U.S. SENATE:					
Reed (D)	3,058	164	0		3,222
Mayer (R)	2,334	175	0		2,509
Lovejoy (I)	59	3	0		62
U.S. CONGRESS - 1st. Dist.					
Kennedy (D)	3,721	207	0		3,928
Cicione (R)	1,661	145	0		1,806
Rollins (I)	32	1	0		33
Schwass (I)	23	2	0		25
Raposa (I)	30	1	0		31

REPRESENTATIVE DISTRICT 95

	Machine Votes				TOTAL
	1	2	3	4	
PRESIDENTIAL ELECTORS FOR:					
Clinton-Gore (D)	310	249	449	423	1,431
Dole-Kemp (R)	171	109	260	238	778
Browne-Jorgensen (LIB)	1	2	12	3	18
Hagelin-Tompkins (NLP)	0	1	0	2	3
Phillips-Titus (UST)	8	0	2	1	11
Perot-Choate (REF)	51	42	109	87	289
Nader-LaDuke (GRN)	3	5	18	12	38
Moorehead-La Riva (WWP)	0	0	0	0	0
U.S. SENATE:					
Reed (D)	275	233	434	415	1,357
Mayer (R)	214	143	337	303	997
Lovejoy (I)	10	2	11	5	28
U.S. CONGRESS - 1st. Dist.					
Kennedy (D)	353	292	538	496	1,679
Cicione (R)	157	91	225	208	681
Rollins (I)	5	2	6	0	13
Schwass (I)	2	0	8	0	10
Raposa (I)	6	1	7	1	15

REPRESENTATIVE DISTRICT 96

Machine

Votes

9

TOTAL

PRESIDENTIAL ELECTORS FOR:

Clinton-Gore (D)	173	173
Dole-Kemp (R)	119	119
Browne-Jorgensen (LIB)	3	3
Hagelin-Tompkins (NLP)	0	0
Phillips-Titus (UST)	1	1
Perot-Choate (REF)	29	29
Nader-LaDuke (GRN)	5	5
Moorehead-La Riva (WWP)	0	0

U.S. SENATE:

Reed (D)	155	155
Mayer (R)	144	144
Lovejoy (I)	6	6

U.S. CONGRESS - 1st. Dist.

Kennedy (D)	196	196
Cicione (R)	104	104
Rollins (I)	1	1
Schwass (I)	0	0
Raposa (I)	2	2

REPRESENTATIVE DISTRICT 99

Machine Votes

5 6 7 8

TOTAL

PRESIDENTIAL ELECTORS FOR:

Clinton-Gore (D)	477	311	439	345	1,572
Dole-Kemp (R)	278	182	259	291	1,010
Browne-Jorgensen (LIB)	3	1	0	3	7
Hagelin-Tompkins (NLP)	1	0	0	1	2
Phillips-Titus (UST)	2	0	2	2	6
Perot-Choate (REF)	94	44	84	82	304
Nader-LaDuke (GRN)	18	9	6	4	37
Moorehead-La Riva (WWP)	1	0	1	0	2

U.S. SENATE:

Reed (D)	479	269	454	344	1,546
Mayer (R)	330	237	287	339	1,193
Lovejoy (I)	11	5	5	4	25

U.S. CONGRESS - 1st. Dist.

Kennedy (D)	548	341	541	416	1,846
Cicione (R)	259	168	208	241	876
Rollins (I)	6	2	2	8	18
Schwass (I)	3	2	4	4	13
Raposa (I)	2	5	0	6	13

NARRAGANSETT

	Machine	Mail	Paper	Limited - Pres. only	TOTAL
PRESIDENTIAL ELECTORS FOR:					
Clinton-Gore (D)	3,639	202	0	105	3,946
Dole-Kemp (R)	2,052	142	0	41	2,235
Browne-Jorgensen (LIB.)	27	1	0	0	28
Hagelin-Tompkins (NLP)	9	0	0	0	9
Phillips-Titus (UST)	21	0	0	0	21
Perot-Choate (REF)	655	8	0	18	681
Nader-LaDuke (GRN)	164	5	0	8	177
Moorehead-La Riva (WWP)	2	0	0	0	2

U.S. SENATE:					
Reed (D)	3,901	212	0		4,113
Mayer (R)	2,249	140	0		2,389
Lovejoy (I)	91	3	0		94

U.S. CONGRESS - 2nd Dist.					
Weygand (D)	3,798	223	0		4,021
Wild (R)	1,992	115	0		2,107
Ricci (I)	83	2	0		85
Potter (I)	59	1	0		60
Casman (I)	79	4	0		83

REPRESENTATIVE DISTRICT 47

	Machine Votes				TOTAL
	1	2	3	4	
PRESIDENTIAL ELECTORS FOR:					
Clinton-Gore (D)	418	442	605	492	1,957
Dole-Kemp (R)	262	251	373	260	1,146
Browne-Jorgensen (LIB.)	4	7	1	0	12
Hagelin-Tompkins (NLP)	1	0	2	2	5
Phillips-Titus (UST)	1	4	5	2	12
Perot-Choate (REF)	88	79	101	71	339
Nader-LaDuke (GRN)	12	22	24	31	89
Moorehead-La Riva (WWP)	0	1	0	0	1

U.S. SENATE:					
Reed (D)	449	464	648	512	2,073
Mayer (R)	297	276	393	272	1,238
Lovejoy (I)	8	11	15	13	47

U.S. CONGRESS - 2nd Dist.					
Weygand (D)	439	464	622	484	2,009
Wild (R)	260	243	357	234	1,094
Ricci (I)	8	13	11	13	45
Potter (I)	9	5	8	15	37
Casman (I)	9	8	10	13	40

REPRESENTATIVE DISTRICT 48

	Machine Votes				TOTAL
	5	6	7	8	
PRESIDENTIAL ELECTORS FOR:					
Clinton-Gore (D)	423	578	263	418	1,682
Dole-Kemp (R)	274	297	92	243	906
Browne-Jorgensen (LIB.)	6	2	2	5	15
Hagelin-Tompkins (NLP)	2	0	2	0	4
Phillips-Titus (UST)	0	4	2	3	9
Perot-Choate (REF)	86	106	52	72	316
Nader-LaDuke (GRN)	19	27	13	16	75
Moorehead-La Riva (WWP)	0	0	1	0	1
U.S. SENATE:					
Reed (D)	478	626	276	448	1,828
Mayer (R)	298	314	123	276	1,011
Lovejoy (I)	7	21	9	7	44
U.S. CONGRESS - 2nd Dist.					
Weygand (D)	467	626	265	431	1,789
Wild (R)	261	283	107	247	898
Ricci (I)	13	13	5	7	38
Potter (I)	8	4	5	5	22
Casman (I)	9	13	5	12	39

NEWPORT

	Machine	Mail Paper	Limited - Pres. only		TOTAL
PRESIDENTIAL ELECTORS FOR:					
Clinton-Gore (D)	5,028	313	0	219	5,560
Dole-Kemp (R)	2,631	208	0	111	2,950
Browne-Jorgensen (LIB.)	31	0	0	1	32
Hagelin-Tompkins (NLP)	12	3	0	0	15
Phillips-Titus (UST)	14	0	0	2	16
Perot-Choate (REF)	731	20	0	32	783
Nader-LaDuke (GRN)	194	7	0	11	212
Moorehead-La Riva (WWP)	4	0	0	1	5
U.S. SENATE:					
Reed (D)	4,730	279	0		5,009
Mayer (R)	3,291	237	0		3,528
Lovejoy (I)	116	9	0		125
U.S. CONGRESS - 1st. Dist.					
Kennedy (D)	5,657	334	0		5,991
Cicione (R)	2,404	184	0		2,588
Rollins (I)	67	3	0		70
Schwass (I)	72	6	0		78
Raposa (I)	56	3	0		59

REPRESENTATIVE DISTRICT 97

	Machine Votes						TOTAL
	1	2	3	4	5	6	
PRESIDENTIAL ELECTORS FOR:							
Clinton-Gore (D)	136	93	245	87	527	518	1,606
Dole-Kemp (R)	8	27	97	43	243	156	574
Browne-Jorgensen (LIB)	1	0	0	0	3	4	8
Hagelin-Tompkins (NLP)	0	0	0	0	1	2	3
Phillips-Titus (UST)	0	0	3	0	1	1	5
Perot-Choate (REF)	14	8	27	12	90	45	196
Nader-LaDuke (GRN)	0	1	2	3	19	16	41
Moorehead-La Riva (WWP)	0	0	0	1	1	0	2
U.S. SENATE:							
Reed (D)	125	88	233	84	523	453	1,506
Mayer (R)	27	32	131	55	301	249	795
Lovejoy (I)	3	1	2	3	12	10	31
U.S. CONGRESS - 1st. Dist.							
Kennedy (D)	140	101	264	96	599	557	1,757
Cicione (R)	15	21	94	44	209	146	529
Rollins (I)	1	1	7	1	8	7	25
Schwass (I)	1	0	2	0	8	6	17
Raposa (I)	0	0	2	1	8	3	14

REPRESENTATIVE DISTRICT 98

	Machine Votes		TOTAL
	1	2	
PRESIDENTIAL ELECTORS FOR:			
Clinton-Gore (D)	529	493	1,022
Dole-Kemp (R)	256	224	480
Browne-Jorgensen (LIB)	2	3	5
Hagelin-Tompkins (NLP)	3	1	4
Phillips-Titus (UST)	1	1	2
Perot-Choate (REF)	72	80	152
Nader-LaDuke (GRN)	21	17	38
Moorehead-La Riva (WWP)	1	1	2
U.S. SENATE:			
Reed (D)	508	494	1,002
Mayer (R)	320	278	598
Lovejoy (I)	11	12	23
U.S. CONGRESS - 1st. Dist.			
Kennedy (D)	582	584	1,166
Cicione (R)	240	185	425
Rollins (I)	7	5	12
Schwass (I)	7	6	13
Raposa (I)	6	7	13

REPRESENTATIVE DISTRICT 99

	Machine Votes		TOTAL
	1	2	
PRESIDENTIAL ELECTORS FOR:			
Clinton-Gore (D)	345	350	695
Dole-Kemp (R)	216	257	473
Browne-Jorgensen (LIB)	1	2	3
Hagelin-Tompkins (NLP)	0	0	0
Phillips-Titus (UST)	0	2	2
Perot-Choate (REF)	58	38	96
Nader-LaDuke (GRN)	13	5	18
Moorehead-La Riva (WWP)	0	0	0
U.S. SENATE:			
Reed (D)	343	238	581
Mayer (R)	251	290	541
Lovejoy (I)	11	4	15
U.S. CONGRESS - 1st. Dist.			
Kennedy (D)	398	405	803
Cicione (R)	209	228	437
Rollins (I)	5	0	5
Schwass (I)	6	1	7
Raposa (I)	5	1	6

REPRESENTATIVE DISTRICT 100

	Machine Votes					TOTAL
	1	2	3	4	5	
PRESIDENTIAL ELECTORS FOR:						
Clinton-Gore (D)	122	249	468	362	504	1,705
Dole-Kemp (R)	88	149	197	350	320	1,104
Browne-Jorgensen (LIB)	1	3	2	3	6	15
Hagelin-Tompkins (NLP)	0	0	1	2	2	5
Phillips-Titus (UST)	0	1	1	1	2	5
Perot-Choate (REF)	21	48	57	63	98	287
Nader-LaDuke (GRN)	13	12	35	11	26	97
Moorehead-La Riva (WWP)	0	0	0	0	0	0
U.S. SENATE:						
Reed (D)	107	268	439	333	494	1,641
Mayer (R)	128	171	252	406	400	1,357
Lovejoy (I)	5	7	19	8	8	47
U.S. CONGRESS - 1st. Dist.						
Kennedy (D)	133	297	513	395	593	1,931
Cicione (R)	102	128	195	309	279	1,013
Rollins (I)	4	5	4	8	4	25
Schwass (I)	2	4	7	5	17	35
Raposa (I)	0	3	5	8	7	23

NEW SHOREHAM

	Machine	Mail Paper	Limited - Pres. only	TOTAL
PRESIDENTIAL ELECTORS FOR:				
Clinton-Gore (D)	421	99	0	520
Dole-Kemp (R)	221	55	0	276
Browne-Jorgensen (LIB.)	2	0	0	2
Hagelin-Tompkins (NLP)	2	0	0	2
Phillips-Titus (UST)	1	0	0	1
Perot-Choate (REF)	100	14	0	114
Nader-LaDuke (GRN)	32	10	0	42
Moorehead-La Riva (WWP)	0	1	0	1

U.S. SENATE:

Reed (D)	462	92	0	554
Mayer (R)	281	76	0	357
Lovejoy (I)	11	1	0	12

U.S. CONGRESS - 2nd Dist.

Weygand (D)	438	99	0	537
Wild (R)	246	57	0	303
Ricci (I)	8	3	0	11
Potter (I)	14	2	0	16
Casman (I)	18	2	0	20

REPRESENTATIVE DISTRICT 81

	Machine	Votes		TOTAL
		1		
PRESIDENTIAL ELECTORS FOR:				
Clinton-Gore (D)	421			421
Dole-Kemp (R)	221			221
Browne-Jorgensen (LIB.)	2			2
Hagelin-Tompkins (NLP)	2			2
Phillips-Titus (UST)	1			1
Perot-Choate (REF)	100			100
Nader-LaDuke (GRN)	32			32
Moorehead-La Riva (WWP)	0			0
U.S. SENATE:				
Reed (D)	462			462
Mayer (R)	281			281
Lovejoy (I)	11			11
U.S. CONGRESS - 2nd Dist.				
Weygand (D)	438			438
Wild (R)	246			246
Ricci (I)	8			8
Potter (I)	14			14
Casman (I)	18			18

NORTH KINGSTOWN

	Machine	Mail	Paper	Limited - Pres. only	TOTAL
PRESIDENTIAL ELECTORS FOR:					
Clinton-Gore (D)	5,373	292	0	88	5,753
Dole-Kemp (R)	3,903	268	0	59	4,230
Browne-Jorgensen (LIB.)	27	4	0	1	32
Hagelin-Tompkins (NLP)	12	0	0	2	14
Phillips-Titus (UST)	41	2	0	1	44
Perot-Choate (REF)	1,417	21	0	32	1,470
Nader-LaDuke (GRN)	232	2	0	5	239
Moorehead-La Riva (WWP)	1	1	0	1	3

U.S. SENATE:					
Reed (D)	5,917	306			6,223
Mayer (R)	4,468	268			4,736
Lovejoy (I)	150	5			155

U.S. CONGRESS - 2nd Dist.					
Weygand (D)	6,127	330			6,457
Wild (R)	3,844	235			4,079
Ricci (I)	90	4			94
Potter (I)	101	3			104
Casman (I)	145	5			150

REPRESENTATIVE DISTRICT 44

	Machine Votes				TOTAL
	1	2	3	4	
PRESIDENTIAL ELECTORS FOR:					
Clinton-Gore (D)	527	456	546	567	2,096
Dole-Kemp (R)	421	435	284	333	1,473
Browne-Jorgensen (LIB.)	0	4	4	1	9
Hagelin-Tompkins (NLP)	0	1	0	0	1
Phillips-Titus (UST)	4	0	9	2	15
Perot-Choate (REF)	140	138	146	123	547
Nader-LaDuke (GRN)	22	19	16	11	68
Moorehead-La Riva (WWP)	0	0	0	0	0

U.S. SENATE:					
Reed (D)	583	496	599	594	2,272
Mayer (R)	470	512	335	379	1,696
Lovejoy (I)	16	14	20	17	67

U.S. CONGRESS - 2nd Dist.					
Weygand (D)	590	560	623	622	2,395
Wild (R)	424	416	274	317	1,431
Ricci (I)	5	5	7	10	27
Potter (I)	10	7	7	7	31
Casman (I)	7	11	21	11	50

REPRESENTATIVE DISTRICT 45

	Machine Votes					TOTAL
	6	8	9	10	11	
PRESIDENTIAL ELECTORS FOR:						
Clinton-Gore (D)	452	356	530	378	452	2,168
Dole-Kemp (R)	300	367	282	294	341	1,584
Browne-Jorgensen (LIB.)	0	6	1	4	2	13
Hagelin-Tompkins (NLP)	3	1	1	3	1	9
Phillips-Titus (UST)	4	5	2	4	1	16
Perot-Choate (REF)	115	101	122	104	140	582
Nader-LaDuke (GRN)	23	30	30	14	19	116
Moorehead-La Riva (WWP)	0	0	0	0	0	0
U.S. SENATE:						
Reed (D)	467	410	560	429	521	2,387
Mayer (R)	389	423	350	310	385	1,857
Lovejoy (I)	12	15	9	11	10	57
U.S. CONGRESS - 2nd Dist.						
Weygand (D)	483	421	548	442	530	2,424
Wild (R)	328	364	306	270	347	1,615
Ricci (I)	8	12	11	2	5	38
Potter (I)	8	11	15	8	9	51
Casman (I)	9	18	18	13	12	70

REPRESENTATIVE DISTRICT 46

	Machine Votes		TOTAL
	5	7	
PRESIDENTIAL ELECTORS FOR:			
Clinton-Gore (D)	662	447	1,109
Dole-Kemp (R)	544	302	846
Browne-Jorgensen (LIB.)	4	1	5
Hagelin-Tompkins (NLP)	2	0	2
Phillips-Titus (UST)	7	3	10
Perot-Choate (REF)	185	103	288
Nader-LaDuke (GRN)	30	18	48
Moorehead-La Riva (WWP)	0	1	1
U.S. SENATE:			
Reed (D)	750	508	1,258
Mayer (R)	588	327	915
Lovejoy (I)	22	4	26
U.S. CONGRESS - 2nd Dist.			
Weygand (D)	775	533	1,308
Wild (R)	537	261	798
Ricci (I)	12	13	25
Potter (I)	9	10	19
Casman (I)	15	10	25

NORTH PROVIDENCE

	Machine	Mail	Paper	Limited - Pres. only	TOTAL
PRESIDENTIAL ELECTORS FOR:					
Clinton-Gore (D)	9,161	280	0	114	9,555
Dole-Kemp (R)	3,110	92	0	38	3,240
Browne-Jorgensen (LIB)	31	2	0	0	33
Hagelin-Tompkins (NLP)	9	1	0	1	11
Phillips-Titus (UST)	20	0	0	0	20
Perot-Choate (REF)	1,575	14	0	24	1,613
Nader-LaDuke (GRN)	150	1	0	2	153
Moorehead-La Riva (WWP)	3	1	0	0	4

U.S. SENATE:

Reed (D)	9,242	268	0	0	9,510
Mayer (R)	3,885	106	0	0	3,991
Lovejoy (I)	188	1	0	0	189

U.S. CONGRESS - 1st. Dist.

Kennedy (D)	9,455	281	0	0	9,736
Cicione (R)	3,658	80	0	0	3,738
Rollins (I)	132	3	0	0	135
Schwass (I)	56	0	0	0	56
Raposa (I)	76	2	0	0	78

REPRESENTATIVE DISTRICT 6

	Machine Votes 2E	TOTAL
PRESIDENTIAL ELECTORS FOR:		
Clinton-Gore (D)	660	660
Dole-Kemp (R)	156	156
Browne-Jorgensen (LIB)	2	2
Hagelin-Tompkins (NLP)	1	1
Phillips-Titus (UST)	1	1
Perot-Choate (REF)	93	93
Nader-LaDuke (GRN)	6	6
Moorehead-La Riva (WWP)	1	1
U.S. SENATE:		
Reed (D)	638	638
Mayer (R)	210	210
Lovejoy (I)	10	10
U.S. CONGRESS - 1st. Dist.		
Kennedy (D)	674	674
Cicione (R)	199	199
Rollins (I)	4	4
Schwass (I)	6	6
Raposa (I)	7	7

REPRESENTATIVE DISTRICT 10

	Machine Votes		TOTAL
	3D	3E	
PRESIDENTIAL ELECTORS FOR:			
Clinton-Gore (D)	467	362	829
Dole-Kemp (R)	183	169	352
Browne-Jorgensen (LIB)	5	1	6
Hagelin-Tompkins (NLP)	0	0	0
Phillips-Titus (UST)	0	1	1
Perot-Choate (REF)	105	57	162
Nader-LaDuke (GRN)	11	14	25
Moorehead-La Riva (WWP)	0	0	0
U.S. SENATE:			
Reed (D)	501	394	895
Mayer (R)	222	186	408
Lovejoy (I)	13	3	16
U.S. CONGRESS - 1st. Dist.			
Kennedy (D)	481	362	843
Cicione (R)	241	188	429
Rollins (I)	7	2	9
Schwass (I)	5	3	8
Raposa (I)	5	1	6

REPRESENTATIVE DISTRICT 11

	Machine Votes			TOTAL
	1A	3A	3C	
PRESIDENTIAL ELECTORS FOR:				
Clinton-Gore (D)	482	688	88	1,258
Dole-Kemp (R)	97	179	21	297
Browne-Jorgensen (LIB)	2	1	0	3
Hagelin-Tompkins (NLP)	0	0	0	0
Phillips-Titus (UST)	2	3	0	5
Perot-Choate (REF)	69	112	15	196
Nader-LaDuke (GRN)	12	5	2	19
Moorehead-La Riva (WWP)	0	0	0	0
U.S. SENATE:				
Reed (D)	456	679	81	1,216
Mayer (R)	171	234	35	440
Lovejoy (I)	9	14	1	24
U.S. CONGRESS - 1st. Dist.				
Kennedy (D)	492	694	91	1,277
Cicione (R)	119	213	27	359
Rollins (I)	7	7	1	15
Schwass (I)	5	5	1	11
Raposa (I)	5	10	2	17

REPRESENTATIVE DISTRICT 70

	Machine Votes					TOTAL
	1B	1C	1D	3B	3F	
PRESIDENTIAL ELECTORS FOR:						
Clinton-Gore (D)	736	708	655	382	476	2,957
Dole-Kemp (R)	248	215	206	85	224	978
Browne-Jorgensen (LIB)	4	3	2	0	2	11
Hagelin-Tompkins (NLP)	1	1	3	0	0	5
Phillips-Titus (UST)	3	3	0	0	2	8
Perot-Choate (REF)	142	143	80	67	80	512
Nader-LaDuke (GRN)	10	9	19	4	11	53
Moorehead-La Riva (WWP)	0	0	0	0	1	1

U.S. SENATE:

Reed (D)	749	701	664	379	523	3,016
Mayer (R)	314	303	227	122	235	1,201
Lovejoy (I)	24	12	15	12	13	76

U.S. CONGRESS - 1st. Dist.

Kennedy (D)	775	726	674	369	520	3,064
Cicione (R)	291	273	223	122	247	1,156
Rollins (I)	15	15	13	4	6	53
Schwass (I)	3	4	5	3	2	17
Raposa (I)	6	9	4	3	2	24

REPRESENTATIVE DISTRICT 71

	Machine Votes					TOTAL
	1E	2A	2B	3G	2C	
PRESIDENTIAL ELECTORS FOR:						
Clinton-Gore (D)	542	667	633	510	615	2,967
Dole-Kemp (R)	164	425	186	158	219	1,152
Browne-Jorgensen (LIB)	2	2	0	1	3	8
Hagelin-Tompkins (NLP)	0	1	1	0	1	3
Phillips-Titus (UST)	1	1	1	1	1	5
Perot-Choate (REF)	86	130	115	97	106	534
Nader-LaDuke (GRN)	7	11	6	8	5	37
Moorehead-La Riva (WWP)	0	0	0	0	0	0

U.S. SENATE:

Reed (D)	529	695	627	536	600	2,987
Mayer (R)	201	470	247	187	295	1,400
Lovejoy (I)	13	14	8	13	9	57

U.S. CONGRESS - 1st. Dist.

Kennedy (D)	549	689	653	545	658	3,094
Cicione (R)	196	476	219	176	254	1,321
Rollins (I)	8	13	10	5	9	45
Schwass (I)	3	3	3	2	1	12
Raposa (I)	4	6	5	2	2	19

REPRESENTATIVE DISTRICT 74

	Machine Votes	TOTAL
PRESIDENTIAL ELECTORS FO	2D	
Clinton-Gore (D)	490	490
Dole-Kemp (R)	175	175
Browne-Jorgensen (LIB)	1	1
Hagelin-Tompkins (NLP)	0	0
Phillips-Titus (UST)	0	0
Perot-Choate (REF)	78	78
Nader-LaDuke (GRN)	10	10
Moorehead-La Riva (WWP)	1	1
U.S. SENATE:		
Reed (D)	490	490
Mayer (R)	226	226
Lovejoy (I)	5	5
U.S. CONGRESS - 1st. Dist.		
Kennedy (D)	503	503
Cicione (R)	194	194
Rollins (I)	6	6
Schwass (I)	2	2
Raposa (I)	3	3

NORTH SMITHFIELD

	Machine	Mail	Paper	Limited - Pres. only	TOTAL
PRESIDENTIAL ELECTORS FOR:					
Clinton-Gore (D)	2,540	117	2	31	2,690
Dole-Kemp (R)	1,511	69	0	20	1,600
Browne-Jorgensen (LIB)	19	0	0	0	19
Hagelin-Tompkins (NLP)	8	0	0	0	8
Phillips-Titus (UST)	13	0	0	0	13
Perot-Choate (REF)	688	8	0	24	720
Nader-LaDuke (GRN)	59	4	0	0	63
Moorehead-La Riva (WWP)	0	0	0	0	0

U.S. SENATE:					
Reed (D)	2,560	108	0		2,668
Mayer (R)	1,969	79	0		2,048
Lovejoy (I)	59	2	0		61

U.S. CONGRESS - 1st. Dist.					
Kennedy (D)	3,076	123	0		3,199
Cicione (R)	1,442	63	0		1,505
Rollins (I)	48	1	0		49
Schwass (I)	21	1	0		22
Raposa (I)	24	1	0		25

REPRESENTATIVE DISTRICT 61

	Machine Votes		TOTAL
	1	5	
PRESIDENTIAL ELECTORS FOR:			
Clinton-Gore (D)	612	474	1,086
Dole-Kemp (R)	343	290	633
Browne-Jorgensen (LIB)	4	2	6
Hagelin-Tompkins (NLP)	4	0	4
Phillips-Titus (UST)	1	2	3
Perot-Choate (REF)	163	156	319
Nader-LaDuke (GRN)	14	12	26
Moorehead-La Riva (WWP)	0	0	0
U.S. SENATE:			
Reed (D)	626	489	1,115
Mayer (R)	443	392	835
Lovejoy (I)	10	8	18
U.S. CONGRESS - 1st. Dist.			
Kennedy (D)	726	603	1,329
Cicione (R)	336	280	616
Rollins (I)	8	10	18
Schwass (I)	6	1	7
Raposa (I)	10	2	12

REPRESENTATIVE DISTRICT 62

	Machine Votes		
	2	3	TOTAL
PRESIDENTIAL ELECTORS FOR:			
Clinton-Gore (D)	495	354	849
Dole-Kemp (R)	298	193	491
Browne-Jorgensen (LIB)	7	0	7
Hagelin-Tompkins (NLP)	1	1	2
Phillips-Titus (UST)	2	2	4
Perot-Choate (REF)	115	93	208
Nader-LaDuke (GRN)	12	9	21
Moorehead-La Riva (WWP)	0	0	0
U.S. SENATE:			
Reed (D)	514	330	844
Mayer (R)	360	280	640
Lovejoy (I)	8	10	18
U.S. CONGRESS - 1st. Dist.			
Kennedy (D)	589	432	1,021
Cicione (R)	278	182	460
Rollins (I)	8	9	17
Schwass (I)	6	4	10
Raposa (I)	3	2	5

REPRESENTATIVE DISTRICT 64

	Machine Votes		
	4		TOTAL
PRESIDENTIAL ELECTORS FOR:			
Clinton-Gore (D)	605		605
Dole-Kemp (R)	387		387
Browne-Jorgensen (LIB)	6		6
Hagelin-Tompkins (NLP)	2		2
Phillips-Titus (UST)	6		6
Perot-Choate (REF)	161		161
Nader-LaDuke (GRN)	12		12
Moorehead-La Riva (WWP)	0		0
U.S. SENATE:			
Reed (D)	601		601
Mayer (R)	494		494
Lovejoy (I)	23		23
U.S. CONGRESS - 1st. Dist.			
Kennedy (D)	726		726
Cicione (R)	366		366
Rollins (I)	13		13
Schwass (I)	4		4
Raposa (I)	7		7

PAWTUCKET

	Machine	Mail	Paper	Limited - Pres. only	TOTAL
PRESIDENTIAL ELECTORS FOR:					
Clinton-Gore (D)	14,038	463	7	211	14,719
Dole-Kemp (R)	3,694	150	2	31	3,877
Browne-Jorgensen (LIB)	38	2	0	1	41
Hagelin-Tompkins (NLP)	11	0	0	0	11
Phillips-Titus (UST)	67	2	0	3	72
Perot-Choate (REF)	2,438	23	4	43	2,508
Nader-LaDuke (GRN)	274	2	0	3	279
Moorehead-La Riva (WWP)	13	0	0	2	15

U.S. SENATE:					
Reed (D)	13,450	424	7		13,881
Mayer (R)	5,466	171	3		5,640
Lovejoy (I)	300	2	0		302

U.S. CONGRESS - 1st. Dist.					
Kennedy (D)	14,744	464	7		15,215
Cicione (R)	4,258	134	3		4,395
Rollins (I)	313	2	0		315
Schwass (I)	137	1	0		138
Raposa (I)	146	1	0		147

REPRESENTATIVE DISTRICT 4

	Machine Votes	1	TOTAL
PRESIDENTIAL ELECTORS FOR:			
Clinton-Gore (D)	366		366
Dole-Kemp (R)	124		124
Browne-Jorgensen (LIB)	3		3
Hagelin-Tompkins (NLP)	2		2
Phillips-Titus (UST)	1		1
Perot-Choate (REF)	29		29
Nader-LaDuke (GRN)	22		22
Moorehead-La Riva (WWP)	1		1
U.S. SENATE:			
Reed (D)	365		365
Mayer (R)	172		172
Lovejoy (I)	2		2
U.S. CONGRESS - 1st. Dist.			
Kennedy (D)	344		344
Cicione (R)	172		172
Rollins (I)	3		3
Schwass (I)	10		10
Raposa (I)	2		2

REPRESENTATIVE DISTRICT 74

	Machine Votes		TOTAL
	1	2	
PRESIDENTIAL ELECTORS FOR:			
Clinton-Gore (D)	419	754	1,173
Dole-Kemp (R)	55	229	284
Browne-Jorgensen (LIB)	1	3	4
Hagelin-Tompkins (NLP)	0	1	1
Phillips-Titus (UST)	0	1	1
Perot-Choate (REF)	55	153	208
Nader-LaDuke (GRN)	4	13	17
Moorehead-La Riva (WWP)	0	1	1
U.S. SENATE:			
Reed (D)	390	705	1,095
Mayer (R)	82	320	402
Lovejoy (I)	6	25	31
U.S. CONGRESS - 1st. Dist.			
Kennedy (D)	417	808	1,225
Cicione (R)	54	244	298
Rollins (I)	5	15	20
Schwass (I)	3	12	15
Raposa (I)	4	11	15

REPRESENTATIVE DISTRICT 75

	Machine Votes			TOTAL
	1	2	3	
PRESIDENTIAL ELECTORS FOR:				
Clinton-Gore (D)	439	651	437	1,527
Dole-Kemp (R)	93	213	70	376
Browne-Jorgensen (LIB)	0	1	2	3
Hagelin-Tompkins (NLP)	0	0	0	0
Phillips-Titus (UST)	2	2	1	5
Perot-Choate (REF)	74	107	44	225
Nader-LaDuke (GRN)	4	16	1	21
Moorehead-La Riva (WWP)	1	0	1	2
U.S. SENATE:				
Reed (D)	404	621	403	1,428
Mayer (R)	140	296	93	529
Lovejoy (I)	11	16	6	33
U.S. CONGRESS - 1st. Dist.				
Kennedy (D)	457	655	443	1,555
Cicione (R)	112	264	65	441
Rollins (I)	3	5	5	13
Schwass (I)	1	5	2	8
Raposa (I)	7	8	0	15

REPRESENTATIVE DISTRICT 76

	Machine Votes						TOTAL
	1	2	3	4	5	6	
PRESIDENTIAL ELECTORS FOR:							
Clinton-Gore (D)	355	250	388	556	139	43	1,731
Dole-Kemp (R)	62	64	104	111	18	12	371
Browne-Jorgensen (LIB)	0	0	3	1	0	0	4
Hagelin-Tompkins (NLP)	0	0	0	0	0	0	0
Phillips-Titus (UST)	4	1	1	2	0	0	8
Perot-Choate (REF)	48	33	30	71	14	7	203
Nader-LaDuke (GRN)	5	9	15	6	3	0	38
Moorehead-La Riva (WWP)	0	0	1	1	0	0	2
U.S. SENATE:							
Reed (D)	355	229	358	548	121	46	1,657
Mayer (R)	89	108	138	164	35	13	547
Lovejoy (I)	4	5	10	11	4	1	35
U.S. CONGRESS - 1st. Dist.							
Kennedy (D)	371	234	382	565	140	50	1,742
Cicione (R)	65	93	114	134	17	7	430
Rollins (I)	0	4	6	9	3	1	23
Schwass (I)	2	6	9	1	0	1	19
Raposa (I)	7	1	1	6	1	0	16

REPRESENTATIVE DISTRICT 77

	Machine Votes					TOTAL
	1	2	3	4	5	
PRESIDENTIAL ELECTORS FOR:						
Clinton-Gore (D)	433	414	449	392	560	2,248
Dole-Kemp (R)	86	101	91	100	155	533
Browne-Jorgensen (LIB)	3	4	0	1	3	11
Hagelin-Tompkins (NLP)	1	0	0	0	1	2
Phillips-Titus (UST)	3	5	2	2	2	14
Perot-Choate (REF)	63	87	85	97	113	445
Nader-LaDuke (GRN)	6	7	3	6	14	36
Moorehead-La Riva (WWP)	0	1	1	1	1	4
U.S. SENATE:						
Reed (D)	423	394	422	397	552	2,188
Mayer (R)	128	179	147	160	232	846
Lovejoy (I)	7	9	8	5	11	40
U.S. CONGRESS - 1st. Dist.						
Kennedy (D)	460	442	460	427	582	2,371
Cicione (R)	99	116	99	127	203	644
Rollins (I)	10	14	9	5	5	43
Schwass (I)	1	3	5	4	3	16
Raposa (I)	6	7	8	5	6	32

REPRESENTATIVE DISTRICT 78

	Machine Votes					TOTAL
	1	2	3	4	5	
PRESIDENTIAL ELECTORS FOR:						
Clinton-Gore (D)	230	412	396	363	137	1,538
Dole-Kemp (R)	20	109	112	60	22	323
Browne-Jorgensen (LIB)	0	0	0	0	0	0
Hagelin-Tompkins (NLP)	0	0	2	0	0	2
Phillips-Titus (UST)	1	2	4	3	2	12
Perot-Choate (REF)	26	83	79	50	22	260
Nader-LaDuke (GRN)	3	11	15	3	2	34
Moorehead-La Riva (WWP)	0	1	0	0	0	1
U.S. SENATE:						
Reed (D)	228	385	410	362	125	1,510
Mayer (R)	31	167	145	69	46	458
Lovejoy (I)	1	17	18	5	0	41
U.S. CONGRESS - 1st. Dist.						
Kennedy (D)	242	418	434	404	137	1,635
Cicione (R)	23	143	112	52	30	360
Rollins (I)	4	7	10	4	2	27
Schwass (I)	2	7	10	1	1	21
Raposa (I)	0	2	7	2	4	15

REPRESENTATIVE DISTRICT 79

	Machine Votes						TOTAL
	1	2	3	4	5	6	
PRESIDENTIAL ELECTORS FOR:							
Clinton-Gore (D)	645	505	590	256	153	142	2,291
Dole-Kemp (R)	178	124	205	60	39	40	646
Browne-Jorgensen (LIB)	0	0	2	1	0	0	3
Hagelin-Tompkins (NLP)	0	2	0	1	0	0	3
Phillips-Titus (UST)	3	2	4	1	0	0	10
Perot-Choate (REF)	141	93	109	63	27	37	470
Nader-LaDuke (GRN)	7	8	10	4	1	3	33
Moorehead-La Riva (WWP)	0	0	0	1	0	0	1
U.S. SENATE:							
Reed (D)	589	463	550	243	145	143	2,133
Mayer (R)	301	203	311	106	56	61	1,038
Lovejoy (I)	10	10	9	5	2	3	39
U.S. CONGRESS - 1st. Dist.							
Kennedy (D)	706	532	623	285	167	154	2,467
Cicione (R)	205	151	217	71	40	41	725
Rollins (I)	120	4	3	4	1	3	135
Schwass (I)	3	1	6	0	0	1	11
Raposa (I)	5	3	6	3	0	1	18

REPRESENTATIVE DISTRICT 80

	Machine Votes				TOTAL
	1	2	3	4	
PRESIDENTIAL ELECTORS FOR:					
Clinton-Gore (D)	542	659	619	683	2,503
Dole-Kemp (R)	170	192	199	179	740
Browne-Jorgensen (LIB)	1	1	0	2	4
Hagelin-Tompkins (NLP)	1	0	0	0	1
Phillips-Titus (UST)	2	8	2	3	15
Perot-Choate (REF)	95	115	138	122	470
Nader-LaDuke (GRN)	9	24	8	14	55
Moorehead-La Riva (WWP)	0	1	0	0	1
U.S. SENATE:					
Reed (D)	529	629	628	650	2,436
Mayer (R)	240	320	262	265	1,087
Lovejoy (I)	14	15	13	16	58
U.S. CONGRESS - 1st. Dist.					
Kennedy (D)	562	711	685	715	2,673
Cicione (R)	201	228	212	233	874
Rollins (I)	7	13	12	8	40
Schwass (I)	6	12	6	5	29
Raposa (I)	5	4	8	8	25

REPRESENTATIVE DISTRICT 82

	Machine	TOTAL
	Votes	
PRESIDENTIAL ELECTORS FOR:		
Clinton-Gore (D)	661	661
Dole-Kemp (R)	297	297
Browne-Jorgensen (LIB)	6	6
Hagelin-Tompkins (NLP)	0	0
Phillips-Titus (UST)	1	1
Perot-Choate (REF)	128	128
Nader-LaDuke (GRN)	18	18
Moorehead-La Riva (WWP)	0	0
U.S. SENATE:		
Reed (D)	638	638
Mayer (R)	387	387
Lovejoy (I)	21	21
U.S. CONGRESS - 1st. Dist.		
Kennedy (D)	732	732
Cicione (R)	314	314
Rollins (I)	9	9
Schwass (I)	8	8
Raposa (I)	8	8

PORTSMOUTH

	Machine	Mail	Paper	Limited - Pres. only	TOTAL
PRESIDENTIAL ELECTORS FOR:					
Clinton-Gore (D)	3,709	226	11	67	4,013
Dole-Kemp (R)	2,660	183	11	66	2,920
Browne-Jorgensen (LIB)	15	1	0	1	17
Hagelin-Tompkins (NLP)	10	0	0	0	10
Phillips-Titus (UST)	16	0	0	1	17
Perot-Choate (REF)	829	21	2	39	891
Nader-LaDuke (GRN)	90	5	1	2	98
Moorehead-La Riva (WWP)	3	0	0	0	3

U.S. SENATE:					
Reed (D)	3,627	208	14		3,849
Mayer (R)	3,154	211	9		3,374
Lovejoy (I)	95	9	0		104

U.S. CONGRESS - 1st. Dist.					
Kennedy (D)	4,332	242	16		4,590
Cicione (R)	2,429	179	5		2,613
Rollins (I)	49	4	1		54
Schwass (I)	43	5	1		49
Raposa (I)	60	5	0		65

REPRESENTATIVE DISTRICT 93

	Machine Votes					TOTAL
	1	2	3	4	5	
PRESIDENTIAL ELECTORS FOR:						
Clinton-Gore (D)	405	427	393	488	59	1,772
Dole-Kemp (R)	168	189	279	301	29	966
Browne-Jorgensen (LIB)	5	1	3	1	0	10
Hagelin-Tompkins (NLP)	1	1	2	0	0	4
Phillips-Titus (UST)	1	1	2	3	0	7
Perot-Choate (REF)	88	111	88	105	12	404
Nader-LaDuke (GRN)	5	9	9	14	0	37
Moorehead-La Riva (WWP)	0	1	1	0	0	2

U.S. SENATE:						
Reed (D)	357	421	386	475	59	1,698
Mayer (R)	244	256	328	363	39	1,230
Lovejoy (I)	17	12	15	13	2	59

U.S. CONGRESS - 1st. Dist.						
Kennedy (D)	449	485	470	580	60	2,044
Cicione (R)	157	186	261	267	35	906
Rollins (I)	12	5	5	2	3	27
Schwass (I)	6	5	5	5	1	22
Raposa (I)	6	7	3	11	2	29

REPRESENTATIVE DISTRICT 94

	Machine Votes		TOTAL
	6	7	
PRESIDENTIAL ELECTORS FOR:			
Clinton-Gore (D)	259	303	562
Dole-Kemp (R)	262	244	506
Browne-Jorgensen (LIB)	0	2	2
Hagelin-Tompkins (NLP)	1	0	1
Phillips-Titus (UST)	1	1	2
Perot-Choate (REF)	59	47	106
Nader-LaDuke (GRN)	3	11	14
Moorehead-La Riva (WWP)	0	1	1
U.S. SENATE:			
Reed (D)	247	293	540
Mayer (R)	299	279	578
Lovejoy (I)	8	4	12
U.S. CONGRESS - 1st. Dist.			
Kennedy (D)	285	353	638
Cicione (R)	253	208	461
Rollins (I)	4	3	7
Schwass (I)	3	2	5
Raposa (I)	5	5	10

REPRESENTATIVE DISTRICT 96

	Machine Votes				TOTAL
	8	9	10	11	
PRESIDENTIAL ELECTORS FOR:					
Clinton-Gore (D)	328	399	344	304	1,375
Dole-Kemp (R)	240	341	284	323	1,188
Browne-Jorgensen (LIB)	0	1	2	0	3
Hagelin-Tompkins (NLP)	1	0	1	3	5
Phillips-Titus (UST)	2	2	1	2	7
Perot-Choate (REF)	86	88	78	67	319
Nader-LaDuke (GRN)	11	5	9	14	39
Moorehead-La Riva (WWP)	0	0	0	0	0
U.S. SENATE:					
Reed (D)	334	399	351	305	1,389
Mayer (R)	291	374	330	351	1,346
Lovejoy (I)	6	7	6	5	24
U.S. CONGRESS - 1st. Dist.					
Kennedy (D)	384	498	400	368	1,650
Cicione (R)	245	276	258	283	1,062
Rollins (I)	3	2	6	4	15
Schwass (I)	3	4	5	4	16
Raposa (I)	9	4	5	3	21

PROVIDENCE

	Machine	Mail	Paper	Limited - Pres. only	TOTAL
PRESIDENTIAL ELECTORS FOR:					
Clinton-Gore (D)	27,188	1,267	15	980	29,450
Dole-Kemp (R)	6,689	234	5	140	7,068
Browne-Jorgensen (LIB)	164	2	0	13	179
Hagelin-Tompkins (NLP)	58	3	0	7	68
Phillips-Titus (UST)	91	1	0	5	97
Perot-Choate (REF)	2,634	11	1	87	2,733
Nader-LaDuke (GRN)	1,020	16	0	78	1,114
Moorehead-La Riva (WWP)	41	0	0	3	44
U.S. SENATE:					
Reed (D)	27,232	1,222	11		28,465
Mayer (R)	8,345	274	2		8,621
Lovejoy (I)	539	8	0		547
U.S. CONGRESS - 1st. Dist.					
Kennedy (D)	11,308	659	2		11,969
Cicione (R)	4,120	143	2		4,265
Rollins (I)	177	1	0		178
Schwass (I)	370	5	0		375
Raposa (I)	55	1	0		56
U.S. CONGRESS - 2nd Dist.					
Weygand (D)	15,091	574	7		15,672
Wild (R)	3,448	88	0		3,536
Ricci (I)	578	4	1		583
Potter (I)	271	1	0		272
Casman (I)	196	0	0		196

REPRESENTATIVE DISTRICT 1

	Machine Totals								TOTAL
	1	2	3	4	8	11	12	13	
PRESIDENTIAL ELECTORS FOR:									
Clinton-Gore (D)	215	231	31	250	334	93	5	2	1,161
Dole-Kemp (R)	64	46	3	67	91	0	6	1	278
Browne-Jorgensen (LIB)	0	0	1	4	1	32	0	0	38
Hagelin-Tompkins (NLP)	0	2	0	1	0	0	0	0	3
Phillips-Titus (UST)	0	2	0	4	8	1	0	0	15
Perot-Choate (REF)	28	9	2	26	41	12	0	0	118
Nader-LaDuke (GRN)	8	2	4	22	8	3	0	0	47
Moorehead-La Riva (WWP)	0	0	0	2	0	0	0	0	2
U.S. SENATE:									
Reed (D)	230	221	37	250	336	103	6	1	1,184
Mayer (R)	73	54	5	86	110	22	7	2	359
Lovejoy (I)	6	3	1	18	6	3	0	0	37
U.S. CONGRESS - 1st. Dist.									
Kennedy (D)		233	38			92	5	1	369
Cicione (R)		44	1			37	7	1	90
Rollins (I)		3	2			2	0	0	7
Schwass (I)		1	1			3	1	0	6
Raposa (I)		0	1			0	0	0	1
U.S. CONGRESS - 2nd Dist.									
Weygand (D)	210			250	338				798
Wild (R)	59			63	76				198
Ricci (I)	10			15	8				33
Potter (I)	5			14	5				24
Casman (I)	5			4	6				15

REPRESENTATIVE DISTRICT 2

	Machine Totals					
	1	2	3	4	5	TOTAL
PRESIDENTIAL ELECTORS FOR:						
Clinton-Gore (D)	233	173	122	445	648	1,621
Dole-Kemp (R)	79	53	18	111	96	357
Browne-Jorgensen (LIB)	0	0	1	0	8	9
Hagelin-Tompkins (NLP)	1	1	1	3	5	11
Phillips-Titus (UST)	0	0	1	0	2	3
Perot-Choate (REF)	14	21	8	26	58	127
Nader-LaDuke (GRN)	4	5	6	43	55	113
Moorehead-La Riva (WWP)	0	1	1	1	2	5
U.S. SENATE:						
Reed (D)	218	162	125	435	675	1,615
Mayer (R)	92	65	20	156	156	489
Lovejoy (I)	3	4	3	8	13	31
U.S. CONGRESS - 1st. Dist.						
Kennedy (D)				429	663	1,092
Cicione (R)				135	135	270
Rollins (I)				7	18	25
Schwass (I)				31	30	61
Raposa (I)				3	5	8
U.S. CONGRESS - 2nd Dist.						
Weygand (D)	208	167	111			486
Wild (R)	87	54	11			152
Ricci (I)	1	2	1			4
Potter (I)	3	0	6			9
Casman (I)	4	2	1			7

REPRESENTATIVE DISTRICT 3

	Machine Totals					TOTAL
	3	5	6	8	9	
PRESIDENTIAL ELECTORS FOR:						
Clinton-Gore (D)	221	267	445	208	132	1,273
Dole-Kemp (R)	28	122	146	87	38	421
Browne-Jorgensen (LIB)	0	6	3	3	4	16
Hagelin-Tompkins (NLP)	1	1	0	3	0	5
Phillips-Titus (UST)	0	0	0	0	1	1
Perot-Choate (REF)	10	22	22	7	5	66
Nader-LaDuke (GRN)	14	29	51	42	19	155
Moorehead-La Riva (WWP)	2	0	1	1	0	4
U.S. SENATE:						
Reed (D)	198	211	447	224	135	1,215
Mayer (R)	53	174	193	110	48	578
Lovejoy (I)	4	9	8	9	3	33
U.S. CONGRESS - 1st. Dist.						
Kennedy (D)	219	253	446	204	131	1,253
Cicione (R)	40	148	173	100	46	507
Rollins (I)	2	6	6	4	2	20
Schwass (I)	8	22	24	22	9	85
Raposa (I)	0	1	2	0	0	3

REPRESENTATIVE DISTRICT 4

	Machine Totals								TOTAL
	1	2	3	4	5	6	7	10	
PRESIDENTIAL ELECTORS FOR:									
Clinton-Gore (D)	206	513	764	290	265	199	106	259	2,602
Dole-Kemp (R)	46	228	305	95	95	71	41	91	972
Browne-Jorgensen (LIB)	3	3	11	2	3	2	0	3	27
Hagelin-Tompkins (NLP)	0	3	4	1	2	0	0	1	11
Phillips-Titus (UST)	1	2	0	0	0	1	0	0	4
Perot-Choate (REF)	11	28	52	9	16	12	8	12	148
Nader-LaDuke (GRN)	23	25	41	12	29	16	7	19	172
Moorehead-La Riva (WWP)	0	0	0	1	1	2	0	0	4
U.S. SENATE:									
Reed (D)	186	443	717	254	277	211	111	242	2,441
Mayer (R)	90	352	435	139	119	76	47	126	1,384
Lovejoy (I)	4	6	11	3	3	6	0	6	39
U.S. CONGRESS - 1st. Dist.									
Kennedy (D)	196	495	712	256	254	199	108	234	2,454
Cicione (R)	68	326	386	129	121	76	40	121	1,267
Rollins (I)	3	5	15	5	2	4	3	4	41
Schwass (I)	13	9	0	6	14	10	4	11	67
Raposa (I)	0	1	0	2	1	3	0	1	8

REPRESENTATIVE DISTRICT 5

Machine Totals

	1	2	3	5	6	7	TOTAL
PRESIDENTIAL ELECTORS FOR:							
Clinton-Gore (D)	569	633	702	303	135	1	2,343
Dole-Kemp (R)	98	76	62	40	33	0	309
Browne-Jorgensen (LIB)	3	2	1	0	1	0	7
Hagelin-Tompkins (NLP)	1	1	2	3	0	0	7
Phillips-Titus (UST)	2	1	1	0	0	0	4
Perot-Choate (REF)	44	26	25	11	3	0	109
Nader-LaDuke (GRN)	35	54	40	28	11	0	168
Moorehead-La Riva (WWP)	2	1	2	0	1	0	6

U.S. SENATE:

Reed (D)	561	632	679	282	129	1	2,284
Mayer (R)	149	133	109	84	53	0	528
Lovejoy (I)	19	9	7	5	0	0	40

U.S. CONGRESS - 1st. Dist.

Kennedy (D)	548	632	689	283	127	1	2,280
Cicione (R)	149	92	85	64	45	0	435
Rollins (I)	8	4	9	4	3	0	28
Schwass (I)	31	42	19	9	4	0	105
Raposa (I)	3	1	2	4	0	0	10

REPRESENTATIVE DISTRICT 6

Machine Totals

	1	2	4	5	TOTAL
PRESIDENTIAL ELECTORS FOR:					
Clinton-Gore (D)	670	593	629	44	1,936
Dole-Kemp (R)	167	100	164	8	439
Browne-Jorgensen (LIB)	1	3	3	1	8
Hagelin-Tompkins (NLP)	0	0	1	0	1
Phillips-Titus (UST)	1	0	2	0	3
Perot-Choate (REF)	102	71	100	4	277
Nader-LaDuke (GRN)	12	10	15	1	38
Moorehead-La Riva (WWP)	0	3	1	0	4

U.S. SENATE:

Reed (D)	693	568	620	41	1,922
Mayer (R)	198	154	218	17	587
Lovejoy (I)	7	12	8	0	27

U.S. CONGRESS - 1st. Dist.

Kennedy (D)	661	571	603	42	1,877
Cicione (R)	218	148	219	12	597
Rollins (I)	7	11	9	3	30
Schwass (I)	11	8	3	0	22
Raposa (I)	3	3	5	1	12

REPRESENTATIVE DISTRICT 7

	Machine Totals									
	1	2	3	4	5	6	7	8	9	TOTAL
PRESIDENTIAL ELECTORS FOR:										
Clinton-Gore (D)	286	287	504	159	629	228	13	77	135	2,318
Dole-Kemp (R)	173	164	174	53	328	57	2	16	25	992
Browne-Jorgensen (LIB)	2	3	4	3	5	0	0	0	0	17
Hagelin-Tompkins (NLP)	0	0	1	0	0	1	0	0	0	2
Phillips-Titus (UST)	7	1	1	1	2	1	0	2	2	17
Perot-Choate (REF)	23	43	85	24	101	41	2	14	12	345
Nader-LaDuke (GRN)	5	15	14	8	20	5	0	0	2	69
Moorehead-La Riva (WWP)	0	0	1	0	0	0	0	0	0	1
U.S. SENATE:										
Reed (D)	321	225	522	160	707	250	12	76	130	2,403
Mayer (R)	164	161	233	72	234	68	4	21	34	991
Lovejoy (I)	11	4	15	7	16	5	1	3	7	69
U.S. CONGRESS - 1st. Dist.										
Kennedy (D)	316									316
Cicione (R)	182									182
Rollins (I)	3									3
Schwass (I)	3									3
Raposa (I)	4									4
U.S. CONGRESS - 2nd Dist.										
Weygand (D)		314	490	157	644	236	13	75	124	2,053
Wild (R)		162	141	59	232	60	3	18	23	698
Ricci (I)		12	13	6	34	9	1	3	12	90
Potter (I)		2	12	3	8	7	0	4	5	41
Casman (I)		4	12	5	9	5	0	0	0	35

REPRESENTATIVE DISTRICT 8

Machine Totals

	1	2	3	4	5	6	7	8	TOTAL
PRESIDENTIAL ELECTORS FOR:									
Clinton-Gore (D)	309	46	509	47	38	338	420	148	1,855
Dole-Kemp (R)	153	12	214	41	25	96	117	104	762
Browne-Jorgensen (LIB)	1	0	5	0	0	0	1	0	7
Hagelin-Tompkins (NLP)	0	0	2	0	0	0	0	1	3
Phillips-Titus (UST)	1	1	2	1	1	0	2	1	9
Perot-Choate (REF)	42	5	77	4	6	55	70	26	285
Nader-LaDuke (GRN)	6	2	13	2	0	6	12	10	51
Moorehead-La Riva (WWP)	0	0	2	0	0	2	0	0	4
U.S. SENATE:									
Reed (D)	334	50	555	45	45	335	448	183	1,995
Mayer (R)	148	13	220	37	19	127	137	91	792
Lovejoy (I)	4	2	15	7	0	2	10	6	46
U.S. CONGRESS - 1st. Dist.									
Kennedy (D)	301		521	45	33	332	435		1,667
Cicione (R)	176		255	40	28	123	150		772
Rollins (I)	2		5	1	2	7	6		23
Schwass (I)	5		8	1	0	2	5		21
Raposa (I)	1		3	0	0	3	2		9
U.S. CONGRESS - 2nd Dist.									
Weygand (D)		43						185	228
Wild (R)		13						90	103
Ricci (I)		2						6	8
Potter (I)		0						2	2
Casman (I)		0						3	3

REPRESENTATIVE DISTRICT 9

	Machine Totals								TOTAL
	1	2	3	4	5	7	8	11	
PRESIDENTIAL ELECTORS FOR:									
Clinton-Gore (D)	97	0	41	256	131	531	109	52	1,217
Dole-Kemp (R)	2	0	11	42	17	65	5	1	143
Browne-Jorgensen (LIB.)	0	0	0	1	0	2	0	0	3
Hagelin-Tompkins (NLP)	0	0	0	0	0	1	0	0	1
Phillips-Titus (UST)	0	0	0	2	0	0	0	0	2
Perot-Choate (REF)	1	0	7	16	9	39	1	1	74
Nader-LaDuke (GRN)	0	0	0	4	3	27	0	0	34
Moorehead-La Riva (WWP)	0	0	0	0	0	0	0	0	0
U.S. SENATE:									
Reed (D)	86	0	39	245	125	523	96	50	1,164
Mayer (R)	9	0	12	52	26	92	9	3	203
Lovejoy (I)	1	0	1	4	1	5	0	0	12
U.S. CONGRESS - 2nd Dist.									
Weygand (D)	88	0	35	233	113	478	92	45	1,084
Wild (R)	3	0	12	34	18	80	2	1	150
Ricci (I)	5	0	4	9	0	10	1	0	29
Potter (I)	0	0	0	7	0	12	0	1	20
Casman (I)	0	0	1	4	2	13	0	0	20

REPRESENTATIVE DISTRICT 10

	Machine Votes				TOTAL
	1	2	3	5	
PRESIDENTIAL ELECTORS FOR:					
Clinton-Gore (D)	542	246	482	308	1,578
Dole-Kemp (R)	166	91	127	94	478
Browne-Jorgensen (LIB.)	4	2	0	0	6
Hagelin-Tompkins (NLP)	2	0	0	0	2
Phillips-Titus (UST)	3	0	0	0	3
Perot-Choate (REF)	74	23	79	63	239
Nader-LaDuke (GRN)	10	7	6	7	30
Moorehead-La Riva (WWP)	0	0	0	0	0
U.S. SENATE:					
Reed (D)	564	251	491	328	1,634
Mayer (R)	202	102	168	120	592
Lovejoy (I)	9	4	12	10	35
U.S. CONGRESS - 2nd Dist.					
Weygand (D)	541	242	472	331	1,586
Wild (R)	152	83	147	77	459
Ricci (I)	32	12	20	23	87
Potter (I)	14	5	6	5	30
Casman (I)	6	4	5	2	17

REPRESENTATIVE DISTRICT 12

	Machine Votes						TOTAL
	1	2	3	4	5	7	
PRESIDENTIAL ELECTORS FOR:							
Clinton-Gore (D)	283	557	50	74	180	9	1,153
Dole-Kemp (R)	41	129	8	7	14	3	202
Browne-Jorgensen (LIB.)	0	2	0	1	1	1	5
Hagelin-Tompkins (NLP)	1	0	0	0	0	0	1
Phillips-Titus (UST)	1	2	0	0	1	0	4
Perot-Choate (REF)	47	71	0	10	14	1	143
Nader-LaDuke (GRN)	5	7	1	1	2	0	16
Moorehead-La Riva (WWP)	0	1	0	0	0	0	1
U.S. SENATE:							
Reed (D)	269	581	54	79	177	10	1,170
Mayer (R)	80	157	13	11	24	3	288
Lovejoy (I)	6	11	0	2	3	1	23
U.S. CONGRESS - 2nd Dist.							
Weygand (D)	254	550	49	70	156	11	1,090
Wild (R)	59	127	0	13	21	3	223
Ricci (I)	33	36	1	6	7	0	83
Potter (I)	3	1	2	1	4	0	11
Casman (I)	3	8	2	0	2	0	15

REPRESENTATIVE DISTRICT 13

	Machine Votes			TOTAL
	1	2	3	
PRESIDENTIAL ELECTORS FOR:				
Clinton-Gore (D)	441	416	580	1,437
Dole-Kemp (R)	136	99	104	339
Browne-Jorgensen (LIB.)	2	0	0	2
Hagelin-Tompkins (NLP)	0	1	0	1
Phillips-Titus (UST)	2	1	0	3
Perot-Choate (REF)	76	48	81	205
Nader-LaDuke (GRN)	4	6	11	21
Moorehead-La Riva (WWP)	0	0	0	0
U.S. SENATE:				
Reed (D)	522	438	588	1,548
Mayer (R)	144	115	126	385
Lovejoy (I)	6	2	13	21
U.S. CONGRESS - 2nd Dist.				
Weygand (D)	496	395	570	1,461
Wild (R)	127	116	132	375
Ricci (I)	18	16	15	49
Potter (I)	5	2	2	9
Casman (I)	2	5	5	12

REPRESENTATIVE DISTRICT 14

	Machine Votes								TOTAL
	1	2	3	4	5	7	8	9	
PRESIDENTIAL ELECTORS FOR:									
Clinton-Gore (D)	52	372	343	310	367	13	235	105	1,797
Dole-Kemp (R)	10	79	77	60	68	1	44	12	351
Browne-Jorgensen (LIB.)	0	2	0	3	1	0	1	0	7
Hagelin-Tompkins (NLP)	0	1	0	0	0	0	0	0	1
Phillips-Titus (UST)	0	1	4	1	3	0	1	0	10
Perot-Choate (REF)	4	36	38	29	36	2	22	8	175
Nader-LaDuke (GRN)	0	7	5	11	3	0	5	3	34
Moorehead-La Riva (WWP)	0	1	0	0	0	0	0	0	1
U.S. SENATE:									
Reed (D)	51	373	347	302	358	13	229	102	1,775
Mayer (R)	8	89	86	72	75	3	47	17	397
Lovejoy (I)	1	6	8	9	7	0	10	4	45
U.S. CONGRESS - 2nd Dist.									
Weygand (D)	45	352	299	248	306	12	216	89	1,567
Wild (R)	9	79	91	75	93	3	52	19	421
Ricci (I)	2	18	19	18	14	0	10	4	85
Potter (I)	0	3	2	3	3	0	3	3	17
Casman (I)	0	5	8	7	2	0	0	3	25

REPRESENTATIVE DISTRICT 17

	Machine Votes							TOTAL
	1	3	4	5	6	7	8	
PRESIDENTIAL ELECTORS FOR:								
Clinton-Gore (D)	419	618	116	208	51	10	36	1,458
Dole-Kemp (R)	35	192	16	20	5	0	2	270
Browne-Jorgensen (LIB.)	1	2	0	0	1	0	0	4
Hagelin-Tompkins (NLP)	0	4	0	0	0	0	2	6
Phillips-Titus (UST)	4	0	0	0	1	0	0	5
Perot-Choate (REF)	25	78	14	5	3	0	0	125
Nader-LaDuke (GRN)	2	19	1	0	0	0	1	23
Moorehead-La Riva (WWP)	1	0	0	0	0	0	0	1
U.S. SENATE:								
Reed (D)	413	650	122	114	46	10	33	1,388
Mayer (R)	37	183	20	10	10	0	4	264
Lovejoy (I)	7	21	0	0	0	0	0	28
U.S. CONGRESS - 2nd Dist.								
Weygand (D)	396	612	120	184	44	10	34	1,400
Wild (R)	34	192	15	26	4	0	3	274
Ricci (I)	4	14	2	9	2	0	1	32
Potter (I)	7	11	1	2	1	0	0	22
Casman (I)	2	13	0	1	0	0	0	16

REPRESENTATIVE DISTRICT 18

	Machine Votes					TOTAL
	1	2	3	4	6	
PRESIDENTIAL ELECTORS FOR:						
Clinton-Gore (D)	76	548	76	116	217	1,033
Dole-Kemp (R)	2	68	19	40	17	146
Browne-Jorgensen (LIB.)	0	3	0	0	1	4
Hagelin-Tompkins (NLP)	0	0	1	0	0	1
Phillips-Titus (UST)	0	1	0	1	0	2
Perot-Choate (REF)	5	46	10	21	5	87
Nader-LaDuke (GRN)	0	17	2	6	0	25
Moorehead-La Riva (WWP)	0	4	0	0	0	4
U.S. SENATE:						
Reed (D)	68	715	80	127	205	1,195
Mayer (R)	10	89	24	44	23	190
Lovejoy (I)	0	13	1	4	5	23
U.S. CONGRESS - 2nd Dist.						
Weygand (D)	66	675	73	142	202	1,158
Wild (R)	6	70	24	33	18	151
Ricci (I)	3	11	1	3	4	22
Potter (I)	0	19	1	2	6	28
Casman (I)	1	9	1	0	3	14

REPRESENTATIVE DISTRICT 19

	Machine Votes					TOTAL
	1	2	3	4	5	
PRESIDENTIAL ELECTORS FOR:						
Clinton-Gore (D)	52	488	467	49	151	1,207
Dole-Kemp (R)	1	26	31	8	9	75
Browne-Jorgensen (LIB.)	0	2	0	0	1	3
Hagelin-Tompkins (NLP)	0	1	0	0	0	1
Phillips-Titus (UST)	0	1	0	1	0	2
Perot-Choate (REF)	2	17	15	4	8	46
Nader-LaDuke (GRN)	0	8	0	1	7	16
Moorehead-La Riva (WWP)	0	2	0	0	0	2
U.S. SENATE:						
Reed (D)	46	478	422	49	151	1,146
Mayer (R)	7	39	49	9	27	131
Lovejoy (I)	0	7	4	0	1	12
U.S. CONGRESS - 2nd Dist.						
Weygand (D)	42	458	399	44	149	1,092
Wild (R)	3	29	36	10	15	93
Ricci (I)	2	8	10	1	1	22
Potter (I)	2	11	14	0	8	35
Casman (I)	0	6	0	0	1	7

REPRESENTATIVE DISTRICT 20

	Machine Votes				TOTAL
	1	2	3	4	
PRESIDENTIAL ELECTORS FOR:					
Clinton-Gore (D)	333	321	166	379	1,199
Dole-Kemp (R)	17	47	29	62	155
Browne-Jorgensen (LIB.)	1	0	0	0	1
Hagelin-Tompkins (NLP)	0	1	0	0	1
Phillips-Titus (UST)	3	0	1	0	4
Perot-Choate (REF)	10	17	15	23	65
Nader-LaDuke (GRN)	0	0	4	4	8
Moorehead-La Riva (WWP)	1	0	0	1	2
U.S. SENATE:					
Reed (D)	308	299	165	381	1,153
Mayer (R)	32	54	38	63	187
Lovejoy (I)	4	3	2	9	18
U.S. CONGRESS - 2nd Dist.					
Weygand (D)	287	292	155	354	1,088
Wild (R)	27	37	29	58	151
Ricci (I)	12	6	3	13	34
Potter (I)	7	7	6	3	23
Casman (I)	4	3	1	2	10

RICHMOND

	Machine	Mail Paper	Limited - Pres. only	TOTAL
PRESIDENTIAL ELECTORS FOR:				
Clinton-Gore (D)	1,239	30	0	28
Dole-Kemp (R)	671	23	0	11
Browne-Jorgensen (LIB.)	18	0	0	0
Hagelin-Tompkins (NLP)	7	0	0	0
Phillips-Titus (UST)	6	0	0	0
Perot-Choate (REF)	404	2	0	24
Nader-LaDuke (GRN)	54	0	0	0
Moorehead-La Riva (WWP)	0	0	0	0

U.S. SENATE:				
Reed (D)	1,372	27	0	0
Mayer (R)	849	26	0	0
Lovejoy (I)	64	1	0	0

U.S. CONGRESS - 2nd Dist.				
Weygand (D)	1,381	26	0	0
Wild (R)	701	23	0	0
Ricci (I)	36	2	0	0
Potter (I)	41	2	0	0
Casman (I)	52	0	0	0

REPRESENTATIVE DISTRICT 52

	Machine Votes			TOTAL
	1	2	3	
PRESIDENTIAL ELECTORS FOR:				
Clinton-Gore (D)	483	319	437	1,239
Dole-Kemp (R)	295	190	186	671
Browne-Jorgensen (LIB.)	7	1	10	18
Hagelin-Tompkins (NLP)	4	1	2	7
Phillips-Titus (UST)	3	0	3	6
Perot-Choate (REF)	167	110	127	404
Nader-LaDuke (GRN)	17	19	18	54
Moorehead-La Riva (WWP)	0	0	0	0

U.S. SENATE:				
Reed (D)	552	359	461	1,372
Mayer (R)	355	224	270	849
Lovejoy (I)	25	20	19	64

U.S. CONGRESS - 2nd Dist.				
Weygand (D)	560	358	463	1,381
Wild (R)	295	196	210	701
Ricci (I)	15	10	11	36
Potter (I)	16	12	13	41
Casman (I)	25	9	18	52

SCITUATE

	Machine	Mail	Paper	Limited - Pres. only	TOTAL
PRESIDENTIAL ELECTORS FOR:					
Clinton-Gore (D)	2,047	81	0	32	2,160
Dole-Kemp (R)	1,705	76	0	15	1,796
Browne-Jorgensen (LIB.)	20	0	0	0	20
Hagelin-Tompkins (NLP)	2	0	0	0	2
Phillips-Titus (UST)	13	0	0	0	13
Perot-Choate (REF)	653	8	0	12	673
Nader-LaDuke (GRN)	77	1	0	2	80
Moorehead-La Riva (WWP)	5	0	0	0	5

U.S. SENATE:					
Reed (D)	2,205	74	0		2,279
Mayer (R)	2,094	73	0		2,167
Lovejoy (I)	77	1	0		78

U.S. CONGRESS - 2nd Dist.					
Weygand (D)	2,200	69	0		2,269
Wild (R)	1,928	75	0		2,003
Ricci (I)	64	2	0		66
Potter (I)	46	0	0		46
Casman (I)	50	1	0		51

REPRESENTATIVE DISTRICT 54

	Machine Votes					TOTAL
	1	2	3	4	5	
PRESIDENTIAL ELECTORS FOR:						
Clinton-Gore (D)	440	367	400	476	364	2,047
Dole-Kemp (R)	395	261	454	320	275	1,705
Browne-Jorgensen (LIB.)	3	4	6	3	4	20
Hagelin-Tompkins (NLP)	0	1	0	0	1	2
Phillips-Titus (UST)	3	3	3	2	2	13
Perot-Choate (REF)	109	140	139	135	130	653
Nader-LaDuke (GRN)	18	7	18	19	15	77
Moorehead-La Riva (WWP)	2	1	0	1	1	5

U.S. SENATE:						
Reed (D)	463	402	456	499	385	2,205
Mayer (R)	444	324	489	492	345	2,094
Lovejoy (I)	11	21	24	9	12	77

U.S. CONGRESS - 2nd Dist.						
Weygand (D)	466	398	441	501	394	2,200
Wild (R)	402	306	481	442	297	1,928
Ricci (I)	9	22	13	13	7	64
Potter (I)	8	9	5	13	11	46
Casman (I)	11	4	9	16	10	50

SMITHFIELD

	Machine	Mail Paper	Limited - Pres. only	TOTAL
PRESIDENTIAL ELECTORS FOR:				
Clinton-Gore (D)	4,412	214	5	4,631
Dole-Kemp (R)	2,444	122	3	2,569
Browne-Jorgensen (LIB)	26	2	0	28
Hagelin-Tompkins (NLP)	4	0	0	4
Phillips-Titus (UST)	24	1	0	25
Perot-Choate (REF)	1,012	14	2	1,028
Nader-LaDuke (GRN)	117	3	0	120
Moorehead-La Riva (WWP)	2	0	0	2

U.S. SENATE:				
Reed (D)	4,468	195	7	4,670
Mayer (R)	2,980	139	3	3,122
Lovejoy (I)	119	5	0	124

U.S. CONGRESS - 1st. Dist.				
Kennedy (D)	4,724	211	7	4,942
Cicione (R)	2,748	106	2	2,856
Rollins (I)	132	6	1	139
Schwass (I)	57	1	0	58
Raposa (I)	46	7	0	53

REPRESENTATIVE DISTRICT 57

	Machine Votes					TOTAL
	1	2	3	4	7	
PRESIDENTIAL ELECTORS FOR:						
Clinton-Gore (D)	669	891	446	561	144	2,711
Dole-Kemp (R)	396	354	206	258	96	1,310
Browne-Jorgensen (LIB)	6	4	2	2	0	14
Hagelin-Tompkins (NLP)	1	1	0	0	0	2
Phillips-Titus (UST)	6	1	3	4	0	14
Perot-Choate (REF)	142	203	109	108	36	598
Nader-LaDuke (GRN)	23	12	11	17	1	64
Moorehead-La Riva (WWP)	2	0	0	0	0	2
U.S. SENATE:						
Reed (D)	714	898	447	459	148	2,666
Mayer (R)	461	456	273	351	121	1,662
Lovejoy (I)	13	20	11	19	3	66
U.S. CONGRESS - 1st. Dist.						
Kennedy (D)	727	966	471	582	154	2,900
Cicione (R)	445	386	267	302	108	1,508
Rollins (I)	16	61	5	8	2	92
Schwass (I)	8	5	4	8	2	27
Raposa (I)	4	7	4	7	1	23

REPRESENTATIVE DISTRICT 69

	Machine Votes					TOTAL
	5	6	8	9	10	
PRESIDENTIAL ELECTORS FOR:						
Clinton-Gore (D)	383	775	74	264	205	1,701
Dole-Kemp (R)	287	470	47	179	151	1,134
Browne-Jorgensen (LIB)	3	6	2	0	1	12
Hagelin-Tompkins (NLP)	0	2	0	0	0	2
Phillips-Titus (UST)	3	5	0	2	0	10
Perot-Choate (REF)	92	184	14	61	63	414
Nader-LaDuke (GRN)	12	17	2	11	11	53
Moorehead-La Riva (WWP)	0	0	0	0	0	0
U.S. SENATE:						
Reed (D)	401	847	72	272	210	1,802
Mayer (R)	337	529	57	211	184	1,318
Lovejoy (I)	8	26	2	4	13	53
U.S. CONGRESS - 1st. Dist.						
Kennedy (D)	394	858	74	283	215	1,824
Cicione (R)	327	499	46	192	176	1,240
Rollins (I)	10	17	3	3	7	40
Schwass (I)	4	14	1	3	8	30
Raposa (I)	4	9	2	4	4	23

SOUTH KINGSTOWN

	Machine	Mail Paper	Limited - Pres. only	TOTAL
PRESIDENTIAL ELECTORS FOR:				
Clinton-Gore (D)	5,056	283	0	101
Dole-Kemp (R)	2,883	158	0	67
Browne-Jorgensen (LIB.)	27	1	0	2
Hagelin-Tompkins (NLP)	17	1	0	0
Phillips-Titus (UST)	18	0	0	2
Perot-Choate (REF)	962	14	1	35
Nader-LaDuke (GRN)	357	14	0	4
Moorehead-La Riva (WWP)	6	0	0	0

U.S. SENATE:				
Reed (D)	5,466	273	1	5,740
Mayer (R)	3,370	185	0	3,555
Lovejoy (I)	117	2	0	119

U.S. CONGRESS - 2nd Dist.				
Weygand (D)	5,383	324	0	5,707
Wild (R)	2,887	128	0	3,015
Ricci (I)	106	0	0	106
Potter (I)	83	1	0	84
Casman (I)	149	0	1	150

REPRESENTATIVE DISTRICT 46

	Machine Votes	TOTAL
PRESIDENTIAL ELECTORS FOR:		
Clinton-Gore (D)	188	188
Dole-Kemp (R)	88	88
Browne-Jorgensen (LIB.)	0	0
Hagelin-Tompkins (NLP)	1	1
Phillips-Titus (UST)	0	0
Perot-Choate (REF)	27	27
Nader-LaDuke (GRN)	16	16
Moorehead-La Riva (WWP)	1	1
U.S. SENATE:		
Reed (D)	167	167
Mayer (R)	103	103
Lovejoy (I)	4	4
U.S. CONGRESS - 2nd Dist.		
Weygand (D)	167	167
Wild (R)	86	86
Ricci (I)	5	5
Potter (I)	3	3
Casman (I)	7	7

REPRESENTATIVE DISTRICT 47

Machine		TOTAL
Votes		
2		
PRESIDENTIAL ELECTORS FOR:		
Clinton-Gore (D)	437	437
Dole-Kemp (R)	245	245
Browne-Jorgensen (LIB.)	0	0
Hagelin-Tompkins (NLP)	1	1
Phillips-Titus (UST)	0	0
Perot-Choate (REF)	87	87
Nader-LaDuke (GRN)	25	25
Moorehead-La Riva (WWP)	0	0
 U.S. SENATE:		
Reed (D)	486	486
Mayer (R)	264	264
Lovejoy (I)	10	10
 U.S. CONGRESS - 2nd Dist.		
Weygand (D)	474	474
Wild (R)	231	231
Ricci (I)	7	7
Potter (I)	13	13
Casman (I)	18	18

REPRESENTATIVE DISTRICT 48

Machine Votes			TOTAL
4 11			
PRESIDENTIAL ELECTORS FOR:			
Clinton-Gore (D)	592	249	841
Dole-Kemp (R)	271	172	443
Browne-Jorgensen (LIB.)	5	1	6
Hagelin-Tompkins (NLP)	1	2	3
Phillips-Titus (UST)	2	0	2
Perot-Choate (REF)	77	47	124
Nader-LaDuke (GRN)	48	13	61
Moorehead-La Riva (WWP)	2	0	2
 U.S. SENATE:			
Reed (D)	630	280	910
Mayer (R)	317	177	494
Lovejoy (I)	14	8	22
 U.S. CONGRESS - 2nd Dist.			
Weygand (D)	631	272	903
Wild (R)	267	160	427
Ricci (I)	11	9	20
Potter (I)	5	1	6
Casman (I)	23	8	31

REPRESENTATIVE DISTRICT 49

	Machine Votes					TOTAL
	1	3	6	7	10	
PRESIDENTIAL ELECTORS FOR:						
Clinton-Gore (D)	711	671	518	369	206	2,475
Dole-Kemp (R)	355	432	192	227	136	1,342
Browne-Jorgensen (LIB.)	6	5	3	2	0	16
Hagelin-Tompkins (NLP)	2	6	2	0	1	11
Phillips-Titus (UST)	0	2	3	4	0	9
Perot-Choate (REF)	156	99	83	91	26	455
Nader-LaDuke (GRN)	54	49	44	36	16	199
Moorehead-La Riva (WWP)	0	1	2	0	0	3

U.S. SENATE:

Reed (D)	776	730	546	380	235	2,667
Mayer (R)	447	493	251	305	141	1,637
Lovejoy (I)	16	16	10	11	4	57

U.S. CONGRESS - 2nd Dist.

Weygand (D)	766	709	534	395	231	2,635
Wild (R)	369	425	203	231	121	1,349
Ricci (I)	8	14	8	7	8	45
Potter (I)	12	13	9	8	4	46
Casman (I)	22	22	14	12	4	74

REPRESENTATIVE DISTRICT 81

	Machine Votes		TOTAL
	5	8	
PRESIDENTIAL ELECTORS FOR:			
Clinton-Gore (D)	532	583	1,115
Dole-Kemp (R)	409	356	765
Browne-Jorgensen (LIB.)	2	3	5
Hagelin-Tompkins (NLP)	1	0	1
Phillips-Titus (UST)	3	4	7
Perot-Choate (REF)	149	120	269
Nader-LaDuke (GRN)	23	33	56
Moorehead-La Riva (WWP)	0	0	0

U.S. SENATE:

Reed (D)	596	640	1,236
Mayer (R)	462	410	872
Lovejoy (I)	15	9	24

U.S. CONGRESS - 2nd Dist.

Weygand (D)	583	621	1,204
Wild (R)	422	372	794
Ricci (I)	18	11	29
Potter (I)	10	5	15
Casman (I)	8	11	19

TIVERTON

	Machine	Mail	Paper	Limited - Pres. only	TOTAL
PRESIDENTIAL ELECTORS FOR:					
Clinton-Gore (D)	3,360	98	0	44	3,502
Dole-Kemp (R)	1,693	60	0	25	1,778
Browne-Jorgensen (LIB.)	16	0	0	1	17
Hagelin-Tompkins (NLP)	7	1	0	0	8
Phillips-Titus (UST)	27	0	0	3	30
Perot-Choate (REF)	842	9	0	11	862
Nader-LaDuke (GRN)	59	3	0	2	64
Moorehead-La Riva (WWP)	0	0	0	0	0

U.S. SENATE:					
Reed (D)	3,133	77	0		3,210
Mayer (R)	2,160	78	0		2,238
Lovejoy (I)	77	3	0		80

U.S. CONGRESS - 1st. Dist.					
Kennedy (D)	3,754	88	0		3,842
Cicione (R)	1,585	55	0		1,640
Rollins (I)	53	1	0		54
Schwass (I)	33	3	0		36
Raposa (I)	66	9	0		75

REPRESENTATIVE DISTRICT 92

	Machine Votes					TOTAL
	1	3	4	5	6	
PRESIDENTIAL ELECTORS FOR:						
Clinton-Gore (D)	405	574	571	528	419	2,497
Dole-Kemp (R)	298	185	294	220	109	1,106
Browne-Jorgensen (LIB)	1	0	1	2	5	9
Hagelin-Tompkins (NLP)	0	1	0	1	0	2
Phillips-Titus (UST)	1	8	4	2	1	16
Perot-Choate (REF)	91	160	143	108	95	597
Nader-LaDuke (GRN)	12	8	5	2	2	29
Moorehead-La Riva (WWP)	0	0	0	0	0	0

U.S. SENATE:						
Reed (D)	392	530	551	465	373	2,311
Mayer (R)	361	265	343	289	165	1,423
Lovejoy (I)	4	17	13	9	6	49

U.S. CONGRESS - 1st. Dist.						
Kennedy (D)	451	631	654	576	448	2,760
Cicione (R)	285	179	254	187	101	1,006
Rollins (I)	6	10	7	4	7	34
Schwass (I)	8	3	5	5	2	23
Raposa (I)	9	14	10	8	7	48

REPRESENTATIVE DISTRICT 94

	Machine Votes			TOTAL
	1	2	3	
PRESIDENTIAL ELECTORS FOR:				
Clinton-Gore (D)	74	606	183	863
Dole-Kemp (R)	110	402	75	587
Browne-Jorgensen (LIB)	1	6	0	7
Hagelin-Tompkins (NLP)	1	1	3	5
Phillips-Titus (UST)	1	5	5	11
Perot-Choate (REF)	26	170	49	245
Nader-LaDuke (GRN)	3	23	4	30
Moorehead-La Riva (WWP)	0	0	0	0
 U.S. SENATE:				
Reed (D)	62	592	168	822
Mayer (R)	148	486	103	737
Lovejoy (I)	2	21	5	28
 U.S. CONGRESS - 1st. Dist.				
Kennedy (D)	85	701	208	994
Cicione (R)	117	382	80	579
Rollins (I)	5	14	0	19
Schwass (I)	1	5	4	10
Raposa (I)	1	15	2	18

WARREN

	Machine	Mail	Paper	Limited - Pres. only	TOTAL
PRESIDENTIAL ELECTORS FOR:					
Clinton-Gore (D)	2,564	136	0	57	2,757
Dole-Kemp (R)	1,103	57	0	17	1,177
Browne-Jorgensen (LIB.)	9	1	0	1	11
Hagelin-Tompkins (NLP)	5	0	0	0	5
Phillips-Titus (UST)	15	0	0	0	15
Perot-Choate (REF)	493	10	0	9	512
Nader-LaDuke (GRN)	50	2	0	5	57
Moorehead-La Riva (WWP)	1	0	0	0	1
U.S. SENATE:					
Reed (D)	2,376	124	0		2,500
Mayer (R)	1,502	76	0		1,578
Lovejoy (I)	59	2	0		61
U.S. CONGRESS - 1st. Dist.					
Kennedy (D)	2,786	144	0		2,930
Cicione (R)	1,033	46	0		1,079
Rollins (I)	37	2	0		39
Schwass (I)	29	2	0		31
Raposa (I)	59	6	0		65

REPRESENTATIVE DISTRICT 89

	Machine Votes							TOTAL
	1	2	3	4	5	5A	6	
PRESIDENTIAL ELECTORS FOR:								
Clinton-Gore (D)	293	184	252	413	566	240	322	2,270
Dole-Kemp (R)	94	77	114	176	313	50	109	933
Browne-Jorgensen (LIB)	2	2	0	1	3	0	0	8
Hagelin-Tompkins (NLP)	0	1	0	0	3	0	0	4
Phillips-Titus (UST)	3	4	0	1	2	0	3	13
Perot-Choate (REF)	54	49	58	63	117	32	61	434
Nader-LaDuke (GRN)	6	4	7	10	14	3	2	46
Moorehead-La Riva (WWP)..	0	1	0	0	0	0	0	1
U.S. SENATE:								
Reed (D)	270	166	237	372	551	228	287	2,111
Mayer (R)	128	118	167	227	414	67	157	1,278
Lovejoy (I)	13	10	6	7	9	5	5	55
U.S. CONGRESS - 1st. Dist.								
Kennedy (D)	308	187	274	453	628	261	356	2,467
Cicione (R)	87	85	117	151	310	44	82	876
Rollins (I)	9	5	3	9	6	1	3	36
Schwass (I)	5	3	4	2	10	2	0	26
Raposa (I)	8	6	10	4	12	4	10	54

REPRESENTATIVE DISTRICT 90

Machine Votes

	1 1A		TOTAL
PRESIDENTIAL ELECTORS FOR:			
Clinton-Gore (D)	168	126	294
Dole-Kemp (R)	113	57	170
Browne-Jorgensen (LIB)	1	0	1
Hagelin-Tompkins (NLP)	1	0	1
Phillips-Titus (UST)	1	1	2
Perot-Choate (REF)	27	32	59
Nader-LaDuke (GRN)	2	2	4
Moorehead-La Riva (WWP)	0	0	0
U.S. SENATE:			
Reed (D)	141	124	265
Mayer (R)	151	73	224
Lovejoy (I)	2	2	4
U.S. CONGRESS - 1st. Dist.			
Kennedy (D)	183	136	319
Cicione (R)	104	53	157
Rollins (I)	0	1	1
Schwass (I)	0	3	3
Raposa (I)	2	3	5

WARWICK

	Machine	Mail	Paper	Limited - Pres. only	TOTAL
PRESIDENTIAL ELECTORS FOR:					
Clinton-Gore (D)	22,189	726	0	237	23,152
Dole-Kemp (R)	9,900	377	0	137	10,414
Browne-Jorgensen (LIB.)	76	4	0	1	81
Hagelin-Tompkins (NLP)	42	1	0	0	43
Phillips-Titus (UST)	90	0	0	0	90
Perot-Choate (REF)	4,444	38	0	59	4,541
Nader-LaDuke (GRN)	476	5	0	4	485
Moorehead-La Riva (WWP)	14	0	0	0	14

U.S. SENATE:					
Reed (D)	22,645	721	0		23,366
Mayer (R)	12,780	429	0		13,209
Lovejoy (I)	535	8	0		543

U.S. CONGRESS - 2nd Dist.					
Weygand (D)	22,979	714	0		23,693
Wild (R)	10,882	394	0		11,276
Ricci (I)	481	6	0		487
Potter (I)	262	6	0		268
Casman (I)	504	4	0		508

REPRESENTATIVE DISTRICT 25

	Machine Votes				TOTAL
	1	2	4	5	
PRESIDENTIAL ELECTORS FOR:					
Clinton-Gore (D)	120	171	201	147	639
Dole-Kemp (R)	43	70	80	21	214
Browne-Jorgensen (LIB.)	0	0	1	1	2
Hagelin-Tompkins (NLP)	0	1	2	0	3
Phillips-Titus (UST)	1	0	2	1	4
Perot-Choate (REF)	21	29	36	7	93
Nader-LaDuke (GRN)	1	2	0	0	3
Moorehead-La Riva (WWP)	0	0	0	0	0
U.S. SENATE:					
Reed (D)	117	175	183	137	612
Mayer (R)	60	82	100	27	269
Lovejoy (I)	0	6	4	1	11
U.S. CONGRESS - 2nd Dist.					
Weygand (D)	121	167	196	144	628
Wild (R)	46	80	74	21	221
Ricci (I)	3	2	5	0	10
Potter (I)	1	1	1	0	3
Casman (I)	3	2	5	0	10

REPRESENTATIVE DISTRICT 28

		Machine	TOTAL
		Votes	
		1	
PRESIDENTIAL ELECTORS FOR:			
Clinton-Gore (D)	246		246
Dole-Kemp (R)	91		91
Browne-Jorgensen (LIB.)	0		0
Hagelin-Tompkins (NLP)	1		1
Phillips-Titus (UST)	0		0
Perot-Choate (REF)	36		36
Nader-LaDuke (GRN)	16		16
Moorehead-La Riva (WWP)	0		0
U.S. SENATE:			
Reed (D)	261		261
Mayer (R)	113		113
Lovejoy (I)	8		8
U.S. CONGRESS - 2nd Dist.			
Weygand (D)	248		248
Wild (R)	114		114
Ricci (I)	2		2
Potter (I)	5		5
Casman (I)	4		4

REPRESENTATIVE DISTRICT 29

		Machine Votes							TOTAL
		1	2	3	4	5	6	7	
PRESIDENTIAL ELECTORS FOR:									
Clinton-Gore (D)	491	661	534	74	66	324	484		2,634
Dole-Kemp (R)	250	297	398	17	16	135	323		1,436
Browne-Jorgensen (LIB.)	2	5	3	0	0	0	2		12
Hagelin-Tompkins (NLP)	1	2	0	0	0	1	1		5
Phillips-Titus (UST)	1	2	4	0	0	2	0		9
Perot-Choate (REF)	99	128	109	28	9	68	92		533
Nader-LaDuke (GRN)	17	23	27	2	1	7	19		96
Moorehead-La Riva (WWP)	1	1	0	0	0	0	2		4
U.S. SENATE:									
Reed (D)	504	705	593	82	65	339	533		2,821
Mayer (R)	332	364	441	32	23	170	362		1,724
Lovejoy (I)	14	24	16	5	1	9	10		79
U.S. CONGRESS - 2nd Dist.									
Weygand (D)	534	692	579	84	62	318	517		2,786
Wild (R)	251	316	410	30	21	161	343		1,532
Ricci (I)	12	21	14	1	0	13	9		70
Potter (I)	9	14	8	0	2	2	4		39
Casman (I)	21	15	20	3	1	10	12		82

REPRESENTATIVE DISTRICT 30

	Machine Votes					TOTAL
	1	2	3	4	5	
PRESIDENTIAL ELECTORS FOR:						
Clinton-Gore (D)	506	570	464	552	582	2,674
Dole-Kemp (R)	176	222	162	180	200	940
Browne-Jorgensen (LIB.)	4	0	4	0	1	9
Hagelin-Tompkins (NLP)	1	0	0	0	2	3
Phillips-Titus (UST)	2	0	2	0	0	4
Perot-Choate (REF)	102	110	78	99	98	487
Nader-LaDuke (GRN)	8	6	10	5	13	42
Moorehead-La Riva (WWP)	0	1	0	0	0	1
U.S. SENATE:						
Reed (D)	514	458	455	581	604	2,612
Mayer (R)	247	294	223	219	256	1,239
Lovejoy (I)	14	21	18	12	8	73
U.S. CONGRESS - 2nd Dist.						
Weygand (D)	523	555	460	546	591	2,675
Wild (R)	191	242	203	223	227	1,086
Ricci (I)	12	23	17	14	10	76
Potter (I)	8	10	6	4	5	33
Casman (I)	9	14	5	9	13	50

REPRESENTATIVE DISTRICT 32

	Machine Votes						TOTAL
	1	2	3	4	5	6	
PRESIDENTIAL ELECTORS FOR:							
Clinton-Gore (D)	623	628	580	405	531	110	2,877
Dole-Kemp (R)	237	226	220	130	223	21	1,057
Browne-Jorgensen (LIB.)	3	2	2	3	2	0	12
Hagelin-Tompkins (NLP)	1	3	1	0	0	0	5
Phillips-Titus (UST)	2	1	2	3	1	0	9
Perot-Choate (REF)	87	136	117	69	135	21	565
Nader-LaDuke (GRN)	9	9	11	6	13	0	48
Moorehead-La Riva (WWP)	1	0	0	1	0	0	2
U.S. SENATE:							
Reed (D)	606	623	594	400	525	104	2,852
Mayer (R)	308	322	288	181	304	35	1,438
Lovejoy (I)	14	18	11	13	21	4	81
U.S. CONGRESS - 2nd Dist.							
Weygand (D)	631	663	628	399	537	104	2,962
Wild (R)	241	255	223	160	237	21	1,137
Ricci (I)	14	15	11	10	11	8	69
Potter (I)	1	2	9	9	11	0	32
Casman (I)	9	16	12	11	33	5	86

REPRESENTATIVE DISTRICT 33

	Machine Votes						TOTAL
	1	2	3	4	5	6	
PRESIDENTIAL ELECTORS FOR:							
Clinton-Gore (D)	9	602	522	419	614	184	2,350
Dole-Kemp (R)	0	207	212	169	405	57	1,050
Browne-Jorgensen (LIB)	0	1	2	4	1	0	8
Hagelin-Tompkins (NLP)	0	1	0	0	2	1	4
Phillips-Titus (UST)	0	6	2	1	3	2	14
Perot-Choate (REF)	10	123	133	85	127	56	534
Nader-LaDuke (GRN)	0	9	13	6	18	6	52
Moorehead-La Riva (WWP)	0	0	0	0	0	0	0

U.S. SENATE:							
Reed (D)	44	605	564	423	653	189	2,478
Mayer (R)	22	287	261	231	463	92	1,356
Lovejoy (I)	1	12	16	14	13	9	65

U.S. CONGRESS - 2nd Dist.							
Weygand (D)	50	573	576	405	667	204	2,475
Wild (R)	16	273	208	204	405	71	1,177
Ricci (I)	1	14	17	18	12	3	65
Potter (I)	1	1	10	6	10	1	29
Casman (I)	1	12	12	6	11	8	50

REPRESENTATIVE DISTRICT 34

	Machine Votes						TOTAL
	1	2	3	4	5	6	
PRESIDENTIAL ELECTORS FOR:							
Clinton-Gore (D)	295	547	556	508	569	171	2,646
Dole-Kemp (R)	94	143	132	197	307	59	932
Browne-Jorgensen (LIB.)	3	1	1	1	3	0	9
Hagelin-Tompkins (NLP)	0	2	2	0	1	0	5
Phillips-Titus (UST)	2	4	2	5	0	0	13
Perot-Choate (REF)	74	153	121	120	114	30	612
Nader-LaDuke (GRN)	4	11	8	11	16	1	51
Moorehead-La Riva (WWP)	0	1	0	0	0	0	1

U.S. SENATE:							
Reed (D)	311	549	553	504	608	168	2,693
Mayer (R)	125	249	224	277	363	86	1,324
Lovejoy (I)	12	15	15	20	8	3	73

U.S. CONGRESS - 2nd Dist.							
Weygand (D)	307	544	558	545	614	169	2,737
Wild (R)	104	204	188	242	327	68	1,133
Ricci (I)	8	18	8	6	8	3	51
Potter (I)	2	9	9	6	3	2	31
Casman (I)	10	21	9	11	7	2	60

REPRESENTATIVE DISTRICT 35

	Machine Votes							TOTAL
	1	2	3	4	5	6	7	
PRESIDENTIAL ELECTORS FOR:								
Clinton-Gore (D)	472	278	196	988	211	741	4	2,890
Dole-Kemp (R)	143	82	81	331	97	347	0	1,081
Browne-Jorgensen (LIB.)	0	0	0	1	2	4	0	7
Hagelin-Tompkins (NLP)	1	0	0	0	0	1	0	2
Phillips-Titus (UST)	1	7	0	0	4	1	0	13
Perot-Choate (REF)	84	61	36	210	42	182	1	616
Nader-LaDuke (GRN)	6	5	3	15	6	14	0	49
Moorehead-La Riva (WWP)	1	0	0	0	0	1	0	2
U.S. SENATE:								
Reed (D)	448	293	187	994	209	783	4	2,918
Mayer (R)	218	120	116	537	134	447	1	1,573
Lovejoy (I)	7	4	2	15	5	19	0	52
U.S. CONGRESS - 2nd Dist.								
Weygand (D)	485	308	202	1,005	205	781	4	2,990
Wild (R)	160	89	88	366	114	397	0	1,214
Ricci (I)	8	4	3	17	3	17	0	52
Potter (I)	4	4	3	8	0	7	0	26
Casman (I)	6	4	1	14	7	15	0	47

REPRESENTATIVE DISTRICT 36

	Machine Votes						TOTAL
	1	2	3	4	5	6	
PRESIDENTIAL ELECTORS FOR:							
Clinton-Gore (D)	510	599	476	374	265	344	2,568
Dole-Kemp (R)	246	521	183	304	168	220	1,642
Browne-Jorgensen (LIB.)	1	4	0	1	2	1	9
Hagelin-Tompkins (NLP)	0	4	0	3	2	1	10
Phillips-Titus (UST)	1	3	1	3	1	1	10
Perot-Choate (REF)	57	111	49	64	66	73	420
Nader-LaDuke (GRN)	12	11	9	4	13	7	56
Moorehead-La Riva (WWP)	0	2	0	0	0	0	2
U.S. SENATE:							
Reed (D)	511	649	479	372	280	363	2,654
Mayer (R)	329	578	211	355	215	250	1,938
Lovejoy (I)	5	15	5	8	7	7	47
U.S. CONGRESS - 2nd Dist.							
Weygand (D)	507	651	457	380	282	394	2,671
Wild (R)	283	518	204	320	181	203	1,709
Ricci (I)	9	10	8	2	7	4	40
Potter (I)	5	12	0	5	7	2	31
Casman (I)	10	19	4	13	5	12	63

REPRESENTATIVE DISTRICT 37

	Machine Votes							TOTAL
	1	2	3	4	5	6	7	
PRESIDENTIAL ELECTORS FOR:								
Clinton-Gore (D)	497	110	614	361	413	58	429	2,482
Dole-Kemp (R)	314	65	317	219	171	19	201	1,306
Browne-Jorgensen (LIB)	2	0	0	0	3	0	2	7
Hagelin-Tompkins (NLP)	1	0	1	0	2	0	0	4
Phillips-Titus (UST)	2	2	2	3	1	0	1	11
Perot-Choate (REF)	137	31	117	93	65	12	56	511
Nader-LaDuke (GRN)	17	5	8	11	4	0	9	54
Moorehead-La Riva (WWP)	1	0	0	0	0	0	1	2
U.S. SENATE:								
Reed (D)	552	117	616	392	419	53	404	2,553
Mayer (R)	374	86	393	264	215	28	270	1,630
Lovejoy (I)	8	3	11	8	4	2	5	41
U.S. CONGRESS - 2nd Dist.								
Weygand (D)	555	130	656	399	421	51	424	2,636
Wild (R)	310	69	328	240	189	23	228	1,387
Ricci (I)	16	3	8	3	6	1	6	43
Potter (I)	11	1	5	3	4	0	5	29
Casman (I)	20	2	8	4	8	1	2	45

REPRESENTATIVE DISTRICT 43

	Machine Votes	TOTAL
	1	
PRESIDENTIAL ELECTORS FOR:		
Clinton-Gore (D)	183	183
Dole-Kemp (R)	151	151
Browne-Jorgensen (LIB.)	1	1
Hagelin-Tompkins (NLP)	0	0
Phillips-Titus (UST)	3	3
Perot-Choate (REF)	37	37
Nader-LaDuke (GRN)	9	9
Moorehead-La Riva (WWP)	0	0
U.S. SENATE:		
Reed (D)	191	191
Mayer (R)	176	176
Lovejoy (I)	5	5
U.S. CONGRESS - 2nd Dist.		
Weygand (D)	171	171
Wild (R)	172	172
Ricci (I)	3	3
Potter (I)	4	4
Casman (I)	7	7

WESTERLY

	Machine	Mail Paper	Limited - Pres. only	TOTAL	
PRESIDENTIAL ELECTORS FOR:					
Clinton-Gore (D)	4,660	254	0	89	5,003
Dole-Kemp (R)	2,705	152	0	73	2,930
Browne-Jorgensen (LIB)	18	0	0	0	18
Hagelin-Tompkins (NLP)	4	0	0	0	4
Phillips-Titus (UST)	44	0	0	1	45
Perot-Choate (REF)	984	16	0	32	1,032
Nader-LaDuke (GRN)	120	4	0	0	124
Moorehead-La Riva (WWP)	2	0	0	0	2
U.S. SENATE:					
Reed (D)	4,792	235	0		5,027
Mayer (R)	2,665	162	0		2,827
Lovejoy (I)	117	3	0		120
U.S. CONGRESS - 2nd Dist.					
Weygand (D)	4,731	258	0		4,989
Wild (R)	2,240	134	0		2,374
Ricci (I)	87	0	0		87
Potter (I)	69	0	0		69
Casman (I)	63	1	0		64

REPRESENTATIVE DISTRICT 16

	Machine Votes	TOTAL
PRESIDENTIAL ELECTORS FOR:		
Clinton-Gore (D)	204	204
Dole-Kemp (R)	78	78
Browne-Jorgensen (LIB.)	1	1
Hagelin-Tompkins (NLP)	0	0
Phillips-Titus (UST)	3	3
Perot-Choate (REF)	66	66
Nader-LaDuke (GRN)	0	0
Moorehead-La Riva (WWP)	0	0
U.S. SENATE:		
Reed (D)	202	202
Mayer (R)	99	99
Lovejoy (I)	7	7
U.S. CONGRESS - 2nd Dist.		
Weygand (D)	207	207
Wild (R)	76	76
Ricci (I)	6	6
Potter (I)	4	4
Casman (I)	2	2

REPRESENTATIVE DISTRICT 50

	Machine Votes					TOTAL
	1	2	3	4	5	
PRESIDENTIAL ELECTORS FOR:						
Clinton-Gore (D)	472	458	276	430	546	2,182
Dole-Kemp (R)	158	126	323	198	242	1,047
Browne-Jorgensen (LIB.)	0	3	0	1	3	7
Hagelin-Tompkins (NLP)	0	2	0	0	1	3
Phillips-Titus (UST)	9	1	3	9	1	23
Perot-Choate (REF)	78	90	55	107	107	437
Nader-LaDuke (GRN)	4	14	4	10	11	43
Moorehead-La Riva (WWP)	0	0	0	0	1	1
U.S. SENATE:						
Reed (D)	485	471	273	436	543	2,208
Mayer (R)	158	152	127	235	267	939
Lovejoy (I)	6	6	8	20	13	53
U.S. CONGRESS - 2nd Dist.						
Weygand (D)	456	442	281	441	533	2,153
Wild (R)	128	122	103	199	201	753
Ricci (I)	6	4	7	13	12	42
Potter (I)	5	5	2	8	14	34
Casman (I)	2	7	3	9	3	24

REPRESENTATIVE DISTRICT 51

	Machine Votes						TOTAL
	1	2	3	4	5	6	
PRESIDENTIAL ELECTORS FOR:							
Clinton-Gore (D)	401	505	401	346	284	337	2,274
Dole-Kemp (R)	270	204	277	361	210	258	1,580
Browne-Jorgensen (LIB.)	2	0	1	3	0	4	10
Hagelin-Tompkins (NLP)	0	0	0	0	1	0	1
Phillips-Titus (UST)	4	0	8	3	0	3	18
Perot-Choate (REF)	80	96	73	89	64	79	481
Nader-LaDuke (GRN)	0	0	1	0	0	0	1
Moorehead-La Riva (WWP)	0	0	1	0	0	0	1
U.S. SENATE:							
Reed (D)	427	500	441	352	299	363	2,382
Mayer (R)	272	227	264	385	216	263	1,627
Lovejoy (I)	10	8	5	11	5	18	57
U.S. CONGRESS - 2nd Dist.							
Weygand (D)	425	507	428	357	301	353	2,371
Wild (R)	241	170	233	341	187	239	1,411
Ricci (I)	4	7	4	8	7	9	39
Potter (I)	7	7	4	5	0	8	31
Casman (I)	8	3	5	6	8	7	37

WEST GREENWICH

	Machine	Mail	Paper	Limited - Pres. only	TOTAL
PRESIDENTIAL ELECTORS FOR:					
Clinton-Gore (D)	992	38	0	11	1,041
Dole-Kemp (R)	776	28	0	4	808
Browne-Jorgensen (LIB.)	8	0	0	0	8
Hagelin-Tompkins (NLP)	0	0	0	0	0
Phillips-Titus (UST)	7	0	0	0	7
Perot-Choate (REF)	366	3	0	3	372
Nader-LaDuke (GRN)	25	3	0	0	28
Moorehead-La Riva (WWP)	1	0	0	0	1
U.S. SENATE:					
Reed (D)	1,081	31	0		1,112
Mayer (R)	926	38	0		964
Lovejoy (I)	46	1	0		47
U.S. CONGRESS - 2nd Dist.					
Weygand (D)	1,068	30	0		1,098
Wild (R)	871	49	0		920
Ricci (I)	25	2	0		27
Potter (I)	25	0	0		25
Casman (I)	20	0	0		20

REPRESENTATIVE DISTRICT 31

	Machine Votes	TOTAL
	2	
PRESIDENTIAL ELECTORS FOR:		
Clinton-Gore (D)	342	342
Dole-Kemp (R)	225	225
Browne-Jorgensen (LIB.)	2	2
Hagelin-Tompkins (NLP)	0	0
Phillips-Titus (UST)	0	0
Perot-Choate (REF)	110	110
Nader-LaDuke (GRN)	10	10
Moorehead-La Riva (WWP)	1	1
U.S. SENATE:		
Reed (D)	362	362
Mayer (R)	267	267
Lovejoy (I)	21	21
U.S. CONGRESS - 2nd Dist.		
Weygand (D)	352	352
Wild (R)	256	256
Ricci (I)	6	6
Potter (I)	11	11
Casman (I)	7	7

REPRESENTATIVE DISTRICT 52

	Machine Votes		TOTAL
	1	3	
PRESIDENTIAL ELECTORS FOR:			
Clinton-Gore (D)	336	314	650
Dole-Kemp (R)	289	262	551
Browne-Jorgensen (LIB.)	3	3	6
Hagelin-Tompkins (NLP)	0	0	0
Phillips-Titus (UST)	4	3	7
Perot-Choate (REF)	151	105	256
Nader-LaDuke (GRN)	9	6	15
Moorehead-La Riva (WWP)	0	0	0
U.S. SENATE:			
Reed (D)	380	339	719
Mayer (R)	353	306	659
Lovejoy (I)	13	12	25
U.S. CONGRESS - 2nd Dist.			
Weygand (D)	371	345	716
Wild (R)	336	279	615
Ricci (I)	11	8	19
Potter (I)	11	3	14
Casman (I)	6	7	13

WEST WARWICK

	Machine	Mail	Paper	Limited - Pres. only	TOTAL
PRESIDENTIAL ELECTORS FOR:					
Clinton-Gore (D)	6,422	216	0	89	6,727
Dole-Kemp (R)	2,300	102	0	32	2,434
Browne-Jorgensen (LIB.)	27	0	0	0	27
Hagelin-Tompkins (NLP)	5	0	0	0	5
Phillips-Titus (UST)	23	0	0	6	29
Perot-Choate (REF)	1,379	8	0	40	1,427
Nader-LaDuke (GRN)	92	0	0	1	93
Moorehead-La Riva (WWP)	8	0	0	0	8

U.S. SENATE:					
Reed (D)	6,590	197	0		6,787
Mayer (R)	3,129	127	0		3,256
Lovejoy (I)	148	2	0		150

U.S. CONGRESS - 2nd Dist.					
Weygand (D)	6,691	211	0		6,902
Wild (R)	2,642	110	0		2,752
Ricci (I)	132	0	0		132
Potter (I)	59	0	0		59
Casman (I)	102	1	0		103

REPRESENTATIVE DISTRICT 38

	Machine Votes						TOTAL
	1	2	3	4	5	6	
PRESIDENTIAL ELECTORS FOR:							
Clinton-Gore (D)	560	82	426	125	314	278	1,785
Dole-Kemp (R)	181	46	132	49	102	107	617
Browne-Jorgensen (LIB.)	4	0	2	1	1	3	11
Hagelin-Tompkins (NLP)	1	0	0	0	0	0	1
Phillips-Titus (UST)	4	0	0	1	2	0	7
Perot-Choate (REF)	136	16	115	23	80	90	460
Nader-LaDuke (GRN)	7	1	6	0	4	3	21
Moorehead-La Riva (WWP)	1	0	1	0	2	2	6

U.S. SENATE:							
Reed (D)	574	84	434	132	310	282	1,816
Mayer (R)	265	54	209	65	158	171	922
Lovejoy (I)	11	4	8	6	7	12	48

U.S. CONGRESS - 2nd Dist.							
Weygand (D)	608	92	453	142	326	296	1,917
Wild (R)	201	46	162	50	132	144	735
Ricci (I)	14	1	8	4	8	7	42
Potter (I)	7	0	6	3	1	2	19
Casman (I)	7	2	2	3	5	9	28

REPRESENTATIVE DISTRICT 39

	Machine Votes					TOTAL
	1	2	3	4	5	
PRESIDENTIAL ELECTORS FOR:						
Clinton-Gore (D)	521	521	451	485	190	2,168
Dole-Kemp (R)	158	189	148	117	47	659
Browne-Jorgensen (LIB.)	0	3	3	0	0	6
Hagelin-Tompkins (NLP)	1	0	0	0	1	2
Phillips-Titus (UST)	2	5	0	1	0	8
Perot-Choate (REF)	85	109	82	79	39	394
Nader-LaDuke (GRN)	11	3	5	2	5	26
Moorehead-La Riva (WWP)	0	0	0	0	0	0

U.S. SENATE:

Reed (D)	543	560	449	477	185	2,214
Mayer (R)	195	233	194	178	78	878
Lovejoy (I)	9	9	14	10	3	45

U.S. CONGRESS - 2nd Dist.

Weygand (D)	525	545	440	467	202	2,179
Wild (R)	171	213	178	151	49	762
Ricci (I)	14	8	9	11	4	46
Potter (I)	6	5	2	4	1	18
Casman (I)	3	6	7	7	3	26

REPRESENTATIVE DISTRICT 40

	Machine Votes						TOTAL
	1	2	3	4	5	6	
PRESIDENTIAL ELECTORS FOR:							
Clinton-Gore (D)	408	348	183	480	430	620	2,469
Dole-Kemp (R)	155	114	71	214	162	308	1,024
Browne-Jorgensen (LIB.)	0	2	0	1	2	5	10
Hagelin-Tompkins (NLP)	0	0	0	1	0	1	2
Phillips-Titus (UST)	0	3	1	0	2	2	8
Perot-Choate (REF)	79	72	39	84	105	146	525
Nader-LaDuke (GRN)	8	10	0	5	4	18	45
Moorehead-La Riva (WWP)	0	1	0	1	0	0	2

U.S. SENATE:

Reed (D)	410	355	211	474	439	671	2,560
Mayer (R)	207	162	75	282	229	374	1,329
Lovejoy (I)	8	7	6	8	9	17	55

U.S. CONGRESS - 2nd Dist.

Weygand (D)	416	348	194	486	448	703	2,595
Wild (R)	182	142	84	240	189	308	1,145
Ricci (I)	6	10	3	7	6	12	44
Potter (I)	4	5	0	1	5	7	22
Casman (I)	9	5	5	11	5	13	48

WOONSOCKET

	Machine	Mail	Paper	Limited - Pres. only	TOTAL
PRESIDENTIAL ELECTORS FOR:					
Clinton-Gore (D)	7,336	257	0	100	7,693
Dole-Kemp (R)	2,648	95	0	45	2,788
Browne-Jorgensen (LIB)	43	0	0	0	43
Hagelin-Tompkins (NLP)	7	1	0	0	8
Phillips-Titus (UST)	28	1	0	0	29
Perot-Choate (REF)	1,566	27	0	53	1,646
Nader-LaDuke (GRN)	102	3	0	0	105
Moorehead-La Riva (WWP)	8	0	0	0	8

U.S. SENATE:

Reed (D)	6,856	235	0	7,091
Mayer (R)	3,552	110	0	3,662
Lovejoy (I)	187	9	0	196

U.S. CONGRESS - 1st. Dist.

Kennedy (D)	8,500	278	0	8,778
Cicione (R)	2,278	79	0	2,357
Rollins (I)	112	1	0	113
Schwass (I)	62	1	0	63
Raposa (I)	85	1	0	86

REPRESENTATIVE DISTRICT 62

	Machine Votes			TOTAL
	1	2	3	
PRESIDENTIAL ELECTORS FOR:				
Clinton-Gore (D)	293	321	360	974
Dole-Kemp (R)	84	103	137	324
Browne-Jorgensen (LIB)	3	0	0	3
Hagelin-Tompkins (NLP)	0	1	0	1
Phillips-Titus (UST)	1	2	2	5
Perot-Choate (REF)	77	63	93	233
Nader-LaDuke (GRN)	5	3	9	17
Moorehead-La Riva (WWP)	1	2	0	3
U.S. SENATE:				
Reed (D)	301	305	348	954
Mayer (R)	116	144	204	464
Lovejoy (I)	5	10	9	24
U.S. CONGRESS - 1st. Dist.				
Kennedy (D)	356	369	417	1,142
Cicione (R)	71	89	125	285
Rollins (I)	0	4	8	12
Schwass (I)	5	3	6	14
Raposa (I)	7	5	10	22

REPRESENTATIVE DISTRICT 63

	Machine Votes					TOTAL
	1	2	3	4	5	
PRESIDENTIAL ELECTORS FOR:						
Clinton-Gore (D)	342	275	467	333	139	1,556
Dole-Kemp (R)	55	110	131	202	20	518
Browne-Jorgensen (LIB)	4	3	5	4	0	16
Hagelin-Tompkins (NLP)	0	0	0	0	0	0
Phillips-Titus (UST)	1	0	3	1	0	5
Perot-Choate (REF)	24	58	88	72	20	262
Nader-LaDuke (GRN)	4	5	7	8	0	24
Moorehead-La Riva (WWP)	0	0	0	0	0	0

U.S. SENATE:

Reed (D)	320	255	446	328	122	1,471
Mayer (R)	66	151	177	240	27	661
Lovejoy (I)	4	12	13	12	1	42

U.S. CONGRESS - 1st. Dist.

Kennedy (D)	357	308	518	387	150	1,720
Cicione (R)	48	104	121	182	16	471
Rollins (I)	4	7	7	9	0	27
Schwass (I)	0	1	2	2	1	6
Raposa (I)	1	5	7	4	1	18

REPRESENTATIVE DISTRICT 64

	Machine Votes			TOTAL
	1	2	3	
PRESIDENTIAL ELECTORS FOR:				
Clinton-Gore (D)	509	537	428	1,474
Dole-Kemp (R)	189	205	147	541
Browne-Jorgensen (LIB)	4	0	4	8
Hagelin-Tompkins (NLP)	3	1	0	4
Phillips-Titus (UST)	6	0	0	6
Perot-Choate (REF)	120	123	97	340
Nader-LaDuke (GRN)	13	8	9	30
Moorehead-La Riva (WWP)	1	1	0	2

U.S. SENATE:

Reed (D)	477	524	423	1,424
Mayer (R)	295	268	197	760
Lovejoy (I)	18	9	10	37

U.S. CONGRESS - 1st. Dist.

Kennedy (D)	623	636	512	1,771
Cicione (R)	152	188	135	475
Rollins (I)	8	8	7	23
Schwass (I)	7	4	3	14
Raposa (I)	6	3	1	10

REPRESENTATIVE DISTRICT 65

	Machine Votes				TOTAL
	1	2	3	4	
PRESIDENTIAL ELECTORS FOR:					
Clinton-Gore (D)	390	497	484	125	1,496
Dole-Kemp (R)	160	188	140	42	530
Browne-Jorgensen (LIB)	1	3	4	0	8
Hagelin-Tompkins (NLP)	0	0	1	0	1
Phillips-Titus (UST)	5	1	2	2	10
Perot-Choate (REF)	101	121	115	25	362
Nader-LaDuke (GRN)	4	8	6	0	18
Moorehead-La Riva (WWP)	1	1	0	0	2

U.S. SENATE:

Reed (D)	275	466	463	112	1,316
Mayer (R)	223	262	209	62	756
Lovejoy (I)	14	16	15	4	49

U.S. CONGRESS - 1st. Dist.

Kennedy (D)	486	587	561	140	1,774
Cicione (R)	128	153	129	37	447
Rollins (I)	6	8	6	2	22
Schwass (I)	7	4	4	1	16
Raposa (I)	4	5	10	1	20

REPRESENTATIVE DISTRICT 66

	Machine Votes				TOTAL
	1	2	3	4	
PRESIDENTIAL ELECTORS FOR:					
Clinton-Gore (D)	356	408	401	671	1,836
Dole-Kemp (R)	173	129	236	197	735
Browne-Jorgensen (LIB)	5	0	1	2	8
Hagelin-Tompkins (NLP)	0	0	1	0	1
Phillips-Titus (UST)	1	0	1	0	2
Perot-Choate (REF)	85	104	86	94	369
Nader-LaDuke (GRN)	3	1	2	7	13
Moorehead-La Riva (WWP)	0	1	0	0	1

U.S. SENATE:

Reed (D)	336	378	386	591	1,691
Mayer (R)	160	217	256	278	911
Lovejoy (I)	17	4	8	6	35

U.S. CONGRESS - 1st. Dist.

Kennedy (D)	401	456	491	745	2,093
Cicione (R)	111	139	178	172	600
Rollins (I)	10	7	7	4	28
Schwass (I)	4	5	3	0	12
Raposa (I)	5	2	4	4	15

**RHODE ISLAND GENERAL ELECTION
NOVEMBER 5, 1996**

**STATE SENATE CANDIDATES
DISTRICT TOTALS**

The first part of the report deals with the general situation in the country. It is noted that the economy is still in a state of depression, and that the government is struggling to meet its obligations. The report also mentions the need for a more active role for the state in the economy, and the importance of maintaining social order.

THE ECONOMIC SITUATION

The economic situation in the country is still very difficult. The government is facing a severe budget deficit, and is unable to meet its obligations. The inflation rate is high, and the value of the national currency is falling.

The government is trying to reduce its expenditures, but this is not enough to cover the deficit. It is therefore necessary to increase the revenue of the state. This can be done by increasing taxes, but this would be very unpopular. Another possibility is to issue more government bonds, but this would also be unpopular. The government is therefore in a very difficult position.

The situation in the economy is also very difficult. The production of goods is low, and the demand for goods is high. This has led to a shortage of goods, and prices are rising. The government is trying to control prices, but this is not working. The economy is therefore in a state of depression.

The government is also facing a serious problem of unemployment. There are many people who are out of work, and this is causing a lot of social problems. The government is trying to create jobs, but this is not enough. It is therefore necessary to find other ways to create jobs.

Rhode Island General Election - November 5, 1996

SENATORS

Total by District

Dist. No.	Democrat	Republican	Independent (CM=Cool Moose)	
1	Maryellen Goodwin	3,032		Daniel J. Grzych 890
2	John M. Roney	3,394	Michael P. English 945	
3	Rhoda E. Perry	5,873	Donovan J. Lewis 1,573	
4	Dominick J. Ruggerio	4,662		
5	Catherine El. Graziano	5,344	Peter Iacobucci 1,834	
6	Edward F. Holland	3,337	V. Susan Sosnowski 4,066	
7	Robert J. Palazzo	3,965	Gene Ricci 766	
8	Frank T. Caprio	3,123	Alfred S. Pennine 564	
9	Charles D. Walton	2,330	Amelio Cioffi 281	
10	Robert T. Kells	2,759	Brian P. Mayben 495	
11	Elizabeth H. Roberts	4,850	Paul S. Mancini 2,575	
12	John R. O'Leary	5,338	R. Kenneth Girard 2,129	
13	Thomas J. Izzo	5,815		
14	Eleanor C. Sasso	4,956	Steven J. Ferdinandi 2,989	
15	James M. Donelan	5,059	Janis E. Fisher 2,303	Paul N. Nichola 361
16	Michael J. McCaffrey	6,411	Ernest E. Young 1,728	
17	William A. Walaska	5,353	Steven Archer 2,415	
18	John C. Revens	5,339	Norman L. Seiders 3,367	
19	Stephen D. Alves	4,893	Harris M. Vederman 1,454	
20	Leonides P. Raptakis	5,572		
21		Leo R. Blais 4,537		
22	J. Michael Lenihan	4,965	Mary C. Blythe 4,504	
23	Richard A. Welch	4,165	John A. Patterson 4,202	
24	Patrick T. McDonald	4,047	Kenneth A. Capalbo 3,350	Kathleen R. Healey (CM) 1,299
25	Donna M. Walsh	4,216	W. Michael Sullivan 3,673	John Turnbull 10
26		Dennis L. Algieri 4,889		
27	Charles J. Fogarty	4,633	Eric C. Barna 1,996	
28	Joseph M. Polisena	6,220	Michael C. Cerullo, Jr. 2,370	
29	Robert J. Esposito	3,128	Michael J. Flynn 4,318	Marilyn L. Hennessey 544
30	Paul S. Kelly	5,331	Jonathan M. Mundy 2,472	
31	Marc A. Cote	3,535		
32	Roger Badeau	3,982	Roger G. Jalette, Sr. 1,898	
33	Daniel P. Connors	5,914	Robert E. Rockwell 2,995	
34	Jonathan F. Oster	5,809	Michael R. DeBatt 4,088	
35	Daniel J. Issa	3,061	Joseph A. Cross 624	Wilfred R. DeMeule 191
36	John A. Celona	6,526		
37	Joseph A. Montalbano	4,227		
38	John F. McBurney, III	3,754		
39	William V. Irons	5,616	Paul A. Dinsmore 1,493	
40	Thomas R. Coderre	3,993		
41	Richard M. McAuliffe, Jr.	3,828	Kevin A. Breene 4,555	John M. Carlevale (CM) 562
42	Paul J. Tavares	4,493		
43	Michael J. Damiani	5,070	Joseph A. Botelho, Jr. 1,732	
44		David E. Bates 4,475		Matthew J. Piccerelli (CM) 1,602
45		Mary A. Parella 3,843		Bryan Rodrigues (CM) 1,177
46	Karen J. Nygaard	3,929	Joseph J. Scanlan 2,333	Mario Canario (CM) 1,616
47	William Enos	5,608	Rodney D. Titcomb 2,643	
48		June N. Gibbs 4,435		
49	M. Teresa Paiva-Weed	4,236	William E. Burns 1,470	
50	J. Clement Cicilline	3,697	Francis D. Landry, Jr. 2,972	

SENATE DISTRICT 1

Maryellen Goodwin (D) - 3,032
 Daniel J. Grzych (I) - 890
 Goodwin plurality - 2,142

<u>PROVIDENCE</u>	Goodwin	Grzych
1-1	201	80
1-3	29	8
1-4	274	69
1-8	349	85
7-4	168	45
7-5	670	202
7-6	244	55
7-7	12	3
7-8	62	31
8-4	66	11
8-8	194	55
10-3	415	197
14-7	13	1
14-8	233	42
SUBTOTAL	2,930	884
MAIL BALLOTS	102	6
DISTRICT TOTAL	3,032	890

SENATE DISTRICT 2

John M. Roney (D) - 3,394
 Michael P. English (R) - 945
 Roney plurality - 2,449

<u>PROVIDENCE</u>	Roney	English
1-12	9	4
2-1	203	74
2-2	167	58
2-4	496	84
2-5	701	107
3-5	281	118
3-6	457	141
3-8	211	87
3-9	133	36
4-5	277	92
4-6	205	62
4-7	105	40
SUBTOTAL	3,245	903
MAIL BALLOTS	149	42
DISTRICT TOTAL	3,394	945

SENATE DISTRICT 3

Rhoda E. Perry (D) - 5,873
 Donovan J. Lewis (R) - 1,573
 Perry plurality - 4,300

<u>PAWTUCKET</u>	Perry	Lewis
4-1	370	134
76-2	248	70
76-3	369	92
SUBTOTAL	987	296
MAIL BALLOTS	69	15
CITY TOTAL	1,056	311

<u>PROVIDENCE</u>	Perry	Lewis
3-3	209	43
4-1	215	49
4-2	530	222
4-3	773	346
4-4	277	93
4-10	272	85
5-1	570	117
5-2	658	76
5-3	655	107
5-5	322	41
5-6	138	37
SUBTOTAL	4,619	1,216
MAIL BALLOTS	198	46
CITY TOTAL	4,817	1,262

DISTRICT TOTAL	5,873	1,573
-----------------------	--------------	--------------

SENATE DISTRICT 4

Dominick J. Ruggiero (D) - 4,662

PROVIDENCE

	Ruggiero
1-2	220
1-11	98
1-12	3
1-13	0
5-7	1
6-1	658
6-2	590
6-4	604
6-5	41
7-1	298
8-1	332
8-2	48
8-3	579
8-5	38
8-6	358
8-7	453
SUBTOTAL	4,321
MAIL BALLOTS	341
DISTRICT TOTAL	4,662

SENATE DISTRICT 5

Catherine E. Graziano (D) - 5,344

Peter Iacobucci (R) - 1,834

Graziano plurality - 3,510

JOHNSTON

	Graziano Iacobucci	
12-3B	137	36
55-2D	70	11
55-3D	107	36
56-3A	503	117
56-3C	787	246
56-4D	114	26
SUBTOTAL	1,718	472
MAIL BALLOTS	69	16
TOWN TOTAL	1,787	488

NORTH PROVIDENCE

10-3D	480	200
10-3E	370	149
11-3C	92	21
70-3F	512	198
SUBTOTAL	1,454	568
MAIL BALLOTS	81	17
TOWN TOTAL	1,535	585

PROVIDENCE

7-2	332	132
7-3	472	226
10-1	591	149
10-2	226	102
10-5	282	124
12-4	70	10
SUBTOTAL	1,973	743
MAIL BALLOTS	49	18
CITY TOTAL	2,022	761
DISTRICT TOTAL	5,344	1,834

SENATE DISTRICT 6

Edward F. Holland (D) - 3,337
V. Susan Sosnowski (R) - 4,066
Sosnowski plurality - 729

<u>NEW SHOREHAM</u>	Holland Sosnowski	
81-1	267	471
SUBTOTAL	267	471
MAIL BALLOTS	82	85
TOWN TOTAL	349	556
 <u>SOUTH KINGSTOWN</u>		
46-9	136	136
49-1	577	605
49-3	513	681
49-6	379	381
49-7	170	523
81-5	538	512
81-8	507	520
SUBTOTAL	2,820	3,358
MAIL BALLOTS	168	152
TOWN TOTAL	2,988	3,510
 DISTRICT TOTAL	 3,337	 4,066

SENATE DISTRICT 7

Robert J. Palazzo (D) - 3,965
Gene Ricci (R) - 766
Palazzo plurality - 3,199

<u>CRANSTON</u>	Palazzo	Ricci
13-1	409	92
21-2	338	97
SUBTOTAL	747	189
MAIL BALLOTS	27	10
CITY TOTAL	774	199
 <u>JOHNSTON</u>		
12-2C	301	125
SUBTOTAL	301	125
MAIL BALLOTS	9	1
TOWN TOTAL	310	126
 <u>PROVIDENCE</u>		
9-1	89	5
9-2	0	0
12-1	264	74
12-2	614	104
12-3	50	0
12-5	160	15
13-1	594	78
13-2	420	79
13-3	618	76
SUBTOTAL	2,809	431
MAIL BALLOTS	72	10
CITY TOTAL	2,881	441
 DISTRICT TOTAL	 3,965	 766

SENATE DISTRICT 8,

Frank T. Caprio (D) - 3,123
Alfred S. Pennine (R) - 564
Caprio plurality - 2,559

<u>PROVIDENCE</u>	Caprio	Pennine
7-9	132	30
9-3	40	12
9-4	248	42
9-5	110	31
9-7	526	82
9-8	89	6
9-11	42	3
12-7	9	3
14-1	55	4
14-2	405	63
14-3	340	112
14-4	323	70
14-5	403	55
14-9	99	20
17-6	43	6
17-7	8	0
17-8	33	5
19-1	40	6
SUBTOTAL	2,945	550
MAIL BALLOTS	178	14
DISTRICT TOTAL	3,123	564

SENATE DISTRICT 9

Charles D. Walton (D) - 2,330
Amelio Cioffi (R) - 281
Walton plurality - 2,049

<u>PROVIDENCE</u>	Walton	Cioffi
2-3	123	11
18-3	77	20
19-2	464	33
19-3	435	36
19-4	45	9
20-1	295	39
20-2	290	47
20-3	164	27
20-4	375	49
SUBTOTAL	2,268	271
MAIL BALLOTS	62	10
DISTRICT TOTAL	2,330	281

SENATE DISTRICT 10

Robert T. Kells (D) - 2,759
Brian P. Mayben (R) - 495
Kells plurality - 2,264

<u>PROVIDENCE</u>	Kells	Mayben
17-1	390	55
17-3	688	187
17-4	123	20
17-5	186	26
18-1	74	8
18-2	719	88
18-3	0	0
18-4	141	39
18-6	204	22
19-5	147	21
SUBTOTAL	2,672	466
MAIL BALLOTS	87	29
DISTRICT TOTAL	2,759	495

SENATE DISTRICT 11

Elizabeth H. Roberts (D) - 4,850
Paul S. Mancini (R) - 2,575
Roberts plurality - 2,275

<u>CRANSTON</u>	Roberts	Mancini
21-1	104	63
21-3	359	210
21-5	353	196
21-6	543	296
21-7	128	44
26-2	226	133
27-2	480	285
27-5	606	339
27-6	258	182
28-1	498	187
28-2	543	246
28-5	598	255
SUBTOTAL	4,696	2,436
MAIL BALLOTS	154	139
DISTRICT TOTAL	4,850	2,575

SENATE DISTRICT 12

John R. O'Leary (D) - 5,338
R. Kenneth Girard (R) - 2,129
O'Leary plurality - 3,209

<u>CRANSTON</u>	O'Leary	Girard
21-4	534	149
22-1	34	12
22-7	79	24
25-1	598	294
25-3	65	27
26-1	730	328
26-3	539	201
26-5	471	187
26-7	48	30
27-1	568	163
27-3	226	51
27-4	614	182
28-3	295	188
28-4	347	221
SUBTOTAL	5,148	2,057
MAIL BALLOTS	190	72
DISTRICT TOTAL	5,338	2,129

SENATE DISTRICT 13

Thomas J. Izzo (D) - 5,815

<u>CRANSTON</u>	Izzo
22-2	339
22-3	121
22-4	690
22-5	670
22-6	807
23-1	722
23-3	595
23-4	110
23-5	235
23-6	271
23-7	227
23-8	244
24-1	591
SUBTOTAL	5,622
MAIL BALLOTS	193
DISTRICT TOTAL	5,815

SENATE DISTRICT 14

Eleanor C. Sasso (D) - 4,956
Steven J. Ferdinandi (R) - 2,989
Sasso plurality - 1,967

<u>CRANSTON</u>	Sasso	Ferdinandi	<u>WARWICK</u>	Sasso	Ferdinandi
23-2	563	410	37-2	131	59
24-2	492	326	37-4	374	223
24-3	276	172	37-5	373	185
24-4	519	245	SUBTOTAL	878	467
24-5	519	336	MAIL BALLOTS	50	26
25-2,4	267	164	CITY TOTAL	928	493
26-4	59	28			
26-6	387	319	<u>WEST WARWICK</u>		
26-8	240	202	39-1	502	172
SUBTOTAL	3,322	2,202	SUBTOTAL	502	172
MAIL BALLOTS	182	113	MAIL BALLOTS	22	9
CITY TOTAL	3,504	2,315	TOWN TOTAL	524	181

DISTRICT TOTAL 4,956 2,989

SENATE DISTRICT 15

James M. Donelan (D) - 5,059

Janis E. Fisher (R) - 2,303

Paul N. Nichola (I) - 361

Donelan plurality - 2,756

<u>WARWICK</u>	Donelan	Fisher	Nichola
25-1	124	48	3
25-2	134	97	4
25-4	172	70	16
28-1	216	115	19
29-1	488	235	57
29-2	657	314	45
29-4	84	27	4
29-7	482	297	51
30-1	484	209	24
30-2	560	225	49
30-3	463	162	30
30-4	545	193	23
30-5	528	249	28
SUBTOTAL	4,937	2,241	353
MAIL BALLOTS	122	62	8
TOTAL	5,059	2,303	361

SENATE DISTRICT 16

Michael J. McCaffrey (D) - 6,411

Ernest E. Young (R) - 1,728

McCaffrey plurality - 4,683

<u>WARWICK</u>	McCaffrey	Young
29-3	645	333
29-5	59	20
29-6	392	97
32-1	683	180
32-2	731	165
32-3	673	155
32-4	424	122
32-5	649	140
32-6	121	17
33-1	54	10
33-2	687	150
34-1	314	77
35-1	500	126
35-2	310	77
SUBTOTAL	6,242	1,669
MAIL BALLOTS	169	59
DISTRICT TOTAL	6,411	1,728

SENATE DISTRICT 17

William A. Walaska (D) - 5,353

Steven Archer (R) - 2,415

Walaska plurality - 2,938

<u>WARWICK</u>	Walaska	Archer
33-3	569	183
33-4	403	193
33-5	736	311
33-6	182	81
34-2	532	209
34-3	563	145
34-4	552	195
34-5	627	297
34-6	170	53
35-3	184	92
35-6	703	584
SUBTOTAL	5,221	2,343
MAIL BALLOTS	132	72
DISTRICT TOTAL	5,353	2,415

SENATE DISTRICT 18

John C. Revens (D) - 5,339
 Norman L. Seiders (R) - 3,367
 Revens plurality - 1,972

<u>WARWICK</u>	Revens	Seiders
25-5	129	16
35-4	967	387
35-5	184	102
35-7	2	2
36-1	426	336
36-2	606	517
36-3	412	182
36-4	364	300
36-5	246	212
37-1	514	384
37-3	613	346
37-6	54	18
37-7	397	232
43-1	159	174
SUBTOTAL	5,073	3,208
MAIL BALLOTS	266	159
DISTRICT TOTAL	5,339	3,367

SENATE DISTRICT 20

Leonides P. Raptakis (D) - 5,572

<u>COVENTRY</u>	Raptakis
31-2	511
41-4	710
42-2	590
42-3	498
42-4	346
42-5	475
42-6	608
SUBTOTAL	3,738
MAIL BALLOTS	117
TOWN TOTAL	3,855
WEST WARWICK	
38-2	82
38-3	426
38-5	337
40-3	191
40-6	630
SUBTOTAL	1,666
MAIL BALLOTS	51
TOWN TOTAL	1,717
DISTRICT TOTAL	5,572

SENATE DISTRICT 19

Stephen D. Alves (D) - 4,893
 Harris M. Vederman (R) - 1,454
 Alves plurality - 3,439

<u>WEST WARWICK</u>	Alves	Vederman
38-1	672	152
38-4	143	44
38-6	336	110
39-2	566	166
39-3	525	128
39-4	499	126
39-5	203	47
40-1	444	147
40-2	390	99
40-4	505	191
40-5	464	170
SUBTOTAL	4,747	1,380
MAIL BALLOTS	146	74
DISTRICT TOTAL	4,893	1,454

SENATE DISTRICT 21

Leo R. Blais (R) - 4,537

<u>COVENTRY</u>	Blais
24-1	244
31-1	443
39-1	151
41-1	446
41-2	259
41-3	215
41-5	221
41-6	334
42-1	167
53-2	514
53-3	519
SUBTOTAL	3,513
MAIL BALLOTS	119
TOWN TOTAL	3,632
SCITUATE	
54-2	443
54-5	440
SUBTOTAL	883
MAIL BALLOTS	22
TOWN TOTAL	905
DISTRICT TOTAL	4,537

SENATE DISTRICT 22

J. Michael Lenihan (D) - 4,965
Mary C. Blythe (R) - 4,504
 Lenihan plurality - 461

<u>E. GREENWICH</u>	Lenihan	Blythe
31-6	408	409
31-7	284	253
43-1	475	349
43-2	418	396
43-3	460	376
43-4	387	397
43-5	348	292
SUBTOTAL	2,780	2,472
MAIL BALLOTS	164	170
TOWN TOTAL	2,944	2,642

EXETER

31-3	533	510
46-1	51	50
52-4	195	257
SUBTOTAL	779	817
MAIL BALLOTS	39	41
TOWN TOTAL	818	858

NO. KINGSTOWN

45-8	345	412
46-7	476	283
SUBTOTAL	821	695
MAIL BALLOTS	46	58
TOWN TOTAL	867	753

WARWICK

36-6	324	241
SUBTOTAL	324	241
MAIL BALLOTS	12	10
CITY TOTAL	336	251
DISTRICT TOTAL	4,965	4,504

SENATE DISTRICT 23

Richard A. Welch (D) - 4,165
John A. Patterson (R) - 4,202
 Patterson plurality - 37

<u>NO. KINGSTOWN</u>	Welch	Patterson
44-1	472	502
44-2	394	554
44-3	523	317
44-4	515	350
45-6	340	418
45-9	415	401
45-10	320	345
45-11	389	440
46-5	589	631
SUBTOTAL	3,957	3,958
MAIL BALLOTS	208	244
DISTRICT TOTAL	4,165	4,202

SENATE DISTRICT 24

Patrick T. McDonald (D) - 4,047
Kenneth A. Capalbo (R) - 3,350
Kathleen R. Healey (CM) - 1,299
 McDonald plurality - 697

NARRAGANSETT

	McDonald	Capalbo	Healey
47-1	322	268	102
47-2	368	243	112
47-3	403	444	134
47-4	335	304	106
48-5	392	244	113
48-6	503	279	145
48-7	189	114	75
48-8	363	232	100
SUBTOTAL	2,875	2,128	887
MAIL BALLOTS	150	146	47
TOWN TOTAL	3,025	2,274	934

SO. KINGSTOWN

47-2	256	321	112
48-4	409	318	139
48-11	166	215	55
49-10	147	140	47
SUBTOTAL	978	994	353
MAIL BALLOTS	44	82	12
TOWN TOTAL	1,022	1,076	365
DISTRICT TOTAL	4,047	3,350	1,299

SENATE DISTRICT 25

Donna M Walsh (D) - 4,216
W. Michael Sullivan (R) - 3,673
John Turnbull (I) - 10
Walsh plurality - 543

<u>CHARLESTOWN</u>	Walsh	Sullivan	Turnbull
16-1	450	325	0
81-1	394	316	0
81-2	306	339	0
81-3	304	241	0
SUBTOTAL	1,454	1,221	0
MAIL BALLOTS	46	38	1
TOWN TOTAL	1,500	1,259	1
 <u>HOPKINTON</u>			
16-1	416	284	0
16-2	545	383	0
16-3	471	397	0
SUBTOTAL	1,432	1,064	0
MAIL BALLOTS	29	23	8
TOWN TOTAL	1,461	1,087	8
 <u>RICHMOND</u>			
52-1	402	493	0
52-2	286	303	0
52-3	339	395	0
SUBTOTAL	1,027	1,191	0
MAIL BALLOTS	22	32	0
TOWN TOTAL	1,049	1,223	0
 <u>WESTERLY</u>			
16-5	200	98	0
SUBTOTAL	200	98	0
MAIL BALLOTS	6	6	1
TOWN TOTAL	206	104	1
 DISTRICT TOTAL	 4,216	 3,673	 10

SENATE DISTRICT 26

Dennis L. Algieri (R) - 4,889

<u>WESTERLY</u>	Algieri
50-1	340
50-2	340
50-3	262
50-4	448
50-5	488
51-1	465
51-2	460
51-3	496
51-4	560
51-5	286
51-6	436
SUBTOTAL	4,581
MAIL BALLOTS	308
DISTRICT TOTAL	4,889

SENATE DISTRICT 28

Joseph M. Polisena (D) 6,220
Michael C. Cerullo, Jr. (R) - 2,370
Polisena plurality - 3,850

<u>JOHNSTON</u>	Polisena	Cerullo
11-4A	318	183
11-5B	605	220
11-5C	743	296
55-1A	626	204
55-1B	802	246
55-2A	614	184
55-2B	652	278
56-4B	773	322
56-4C	341	131
56-5A	493	225
SUBTOTAL	5,967	2,289
MAIL BALLOTS	253	81
DISTRICT TOTAL	6,220	2,370

SENATE DISTRICT 27

Charles J. Fogarty (D) - 4,633
Eric C. Barna (R) - 1,996
Fogarty plurality - 2,637

<u>BURRILLVILLE</u>	Fogarty	Barna
15-4	144	85
60-1	554	239
60-2	596	353
60-5	534	301
61-3	393	237
61-4	487	214
SUBTOTAL	2,708	1,429
MAIL BALLOTS	188	61
TOWN TOTAL	2,896	1,490

GLOCESTER

15-1	590	169
15-2	624	198
15-3	465	115
SUBTOTAL	1,679	482
MAIL BALLOTS	58	24
TOWN TOTAL	1,737	506
DISTRICT TOTAL	4,633	1,996

SENATE DISTRICT 29

Robert J. Esposito (D) - 3,128

Michael J. Flynn (R) - 4,318

Marilyn L. Hennessey (I) - 544

Flynn plurality - 1,190

<u>GLOCESTER</u>	Esposito	Flynn	Hennessey
15-4	122	185	24
SUBTOTAL	122	185	24
MAIL BALLOTS	2	7	0
TOWN TOTAL	124	192	24
 <u>SMITHFIELD</u>			
57-1	366	721	68
57-2	670	532	90
57-3	256	402	57
57-4	436	349	77
57-7	106	124	14
69-5	193	480	44
69-6	470	821	75
69-8	51	61	11
69-9	174	255	38
69-10	140	206	30
SUBTOTAL	2,862	3,951	504
MAIL BALLOTS	142	175	16
TOWN TOTAL	3,004	4,126	520
 DISTRICT TOTAL	 3,128	 4,318	 544

SENATE DISTRICT 30

Paul S. Kelly (D) - 5,331
Jonathan M. Mundy (R) - 2,472
Kelly plurality - 2,859

<u>BURRILLVILLE</u>	Kelly	Mundy
61-3A	288	178
SUBTOTAL	288	178
MAIL BALLOTS	6	2
TOWN TOTAL	294	180

NO. SMITHFIELD

61-1	756	350
61-5	580	322
62-2	596	305
62-3	419	225
64-4	746	382
SUBTOTAL	3,097	1,584
MAIL BALLOTS	126	59
TOWN TOTAL	3,223	1,643

WOONSOCKET

63-5	135	14
64-1	574	205
64-2	581	231
64-3	461	179
SUBTOTAL	1,751	629
MAIL BALLOTS	63	20
TOWN TOTAL	1,814	649

DISTRICT TOTAL **5,331** **2,472**

SENATE DISTRICT 31

Marc A. Cote (D) - 3,535

<u>WOONSOCKET</u>	Cote
62-1	371
62-2	356
62-3	425
63-1	374
63-2	351
63-3	532
63-4	469
65-4	134
66-1	408

SUBTOTAL **3,420**
MAIL BALLOTS **115**
DISTRICT TOTAL **3,535**

SENATE DISTRICT 32

Roger Badeau (D) - 3,982
Roger G. Jalette, Sr. (R) - 1,898
Badeau plurality 2,084

<u>CUMBERLAND</u>	Badeau	Jalette
58-15	222	101
58-16	588	293
67-13	119	111
SUBTOTAL	929	505
MAIL BALLOTS	18	7
TOWN TOTAL	947	512

WOONSOCKET

65-1	420	200
65-2	480	305
65-3	446	240
66-2	442	172
66-3	493	183
66-4	644	246
SUBTOTAL	2,925	1,346
MAIL BALLOTS	110	40
TOWN TOTAL	3,035	1,386

DISTRICT TOTAL **3,982** **1,898**

SENATE DISTRICT 33

Daniel P. Connors (D) - 5,914
 Robert E. Rockwell (R) - 2,995
 Connors plurality - 2,919

CUMBERLAND

	Connors	Rockwell
67-4	765	177
67-8	711	256
67-10	495	358
67-11	251	540
67-12	437	448
68-2	362	57
68-3	577	111
68-5	577	146
68-6	615	215
68-7	301	289
68-9	668	303
SUBTOTAL	5,759	2,900
MAIL BALLOTS	155	95
DISTRICT TOTAL	5,914	2,995

SENATE DISTRICT 34

Jonathan F. Oster (D) - 5,809
 Michael R. DeBatt (R) - 4,088
 Oster plurality - 1,721

CUMBERLAND

	Oster	DeBatt
58-14	682	418
SUBTOTAL	682	418
MAIL BALLOTS	23	10
TOWN TOTAL	705	428

LINCOLN

58-1	388	143
58-2	469	148
58-3	500	567
59-1	560	343
59-3	350	312
59-4	531	423
59-5	439	214
59-6	424	423
59-7	458	435
69-1	236	238
69-2	148	101
74-1	314	119
74-2	147	62
SUBTOTAL	4,964	3,528
MAIL BALLOTS	140	132
TOWN TOTAL	5,104	3,660
DISTRICT TOTAL	5,809	4,088

SENATE DISTRICT 35

Daniel J. Issa (D) - 3,061
 Joseph A. Cross (R) - 624
 Wilfred R. DeMeule (I) - 191
 Issa plurality - 2,437

CENTRAL FALLS

	Issa	Cross	DeMeule
72-1	176	45	21
72-3	100	18	1
72-5	357	80	21
72-7	185	26	10
72-9	460	106	32
73-2	183	41	16
73-4	404	80	31
73-6	141	11	3
73-8	408	76	19
SUBTOTAL	2,414	483	154
MAIL BALLOTS	90	9	6
TOWN TOTAL	2,504	492	160

CUMBERLAND

	Issa	Cross	DeMeule
73-1	541	130	30
SUBTOTAL	541	130	30
MAIL BALLOTS	16	2	1
TOWN TOTAL	557	132	31
DISTRICT TOTAL	3,061	624	191

SENATE DISTRICT 36**John A. Celona (D) - 6,526**

<u>NO. PROVIDENCE</u>	<u>Celona</u>
11-1A	506
113A	713
70-1B	840
70-1C	762
70-1D	696
70-3B	213
71-1E	569
71-2A	799
71-2B	690
71-3G	558
SUBTOTAL	6,346
MAIL BALLOTS	180
DISTRICT TOTAL	6,526

SENATE DISTRICT 38**John F. McBurney, III (D) - 3,754**

<u>PAWTUCKET</u>	<u>McBurney</u>
75-1	437
76-1	369
76-4	557
76-6	46
77-1	427
77-2	427
77-3	421
77-4	407
77-5	528
SUBTOTAL	3,619
MAIL BALLOTS	135
DISTRICT TOTAL	3,754

SENATE DISTRICT 40**Thomas R. Coderre (D) - 3,993**

<u>PAWTUCKET</u>	<u>Coderre</u>
76-5	133
78-1	222
78-2	419
78-3	427
78-4	383
78-5	129
79-1	656
79-2	511
79-3	592
79-4	279
79-6	137
SUBTOTAL	3,888
MAIL BALLOTS	105
DISTRICT TOTAL	3,993

SENATE DISTRICT 37**Joseph A. Montalbano (D) - 4,227**

<u>NO. PROVIDENCE</u>	<u>Montalbano</u>
6-2E	624
71-2C	675
74-2D	538
SUBTOTAL	1,837
MAIL BALLOTS	44
TOWN TOTAL	1,881

PAWTUCKET

74-1	377
74-2	820
75-2	690
75-3	406
SUBTOTAL	2,293
MAIL BALLOTS	53
TOWN TOTAL	2,346
DISTRICT TOTAL	4,227

SENATE DISTRICT 39**William V. Irons (D) - 5,616****Paul A. Dinsmore (R) - 1,493****Irons plurality - 4,123**

<u>E. PROVIDENCE</u>	<u>Irons</u>	<u>Dinsmore</u>
82-1	804	223
82-1A	374	108
82-2	740	175
SUBTOTAL	1,918	506
MAIL BALLOTS	67	17
CITY TOTAL	1,985	523

PAWTUCKET

79-5	154	33
80-1	562	150
80-2	678	193
80-3	650	175
80-4	707	154
82-1	746	239
SUBTOTAL	3,497	944
MAIL BALLOTS	134	26
CITY TOTAL	3,631	970
DISTRICT TOTAL	5,616	1,493

SENATE DISTRICT 41

Richard M. McAuliffe, Jr. (D) - 3,828

Kevin A. Breene (R) - 4,555

John M. Carlevale (CM) - 562

Breene plurality - 727

<u>COVENTRY</u>	McAuliffe	Breene	Carlevale
53-1	187	408	64
SUBTOTAL	187	408	64
MAIL BALLOTS	6	11	0
TOWN TOTAL	193	419	64
 <u>EXETER</u>			
52-2	118	214	31
SUBTOTAL	118	214	31
MAIL BALLOTS	4	10	0
TOWN TOTAL	122	224	31
 <u>FOSTER</u>			
53-1	465	350	78
53-2	398	406	47
SUBTOTAL	863	756	125
MAIL BALLOTS	40	24	1
TOWN TOTAL	903	780	126
 <u>GLOCESTER</u>			
15-5	660	278	42
SUBTOTAL	660	278	42
MAIL BALLOTS	18	7	0
TOWN TOTAL	678	285	42
 <u>SCITUATE</u>			
54-1	447	384	48
54-3	446	422	73
54-4	534	378	61
SUBTOTAL	1,427	1,184	182
MAIL BALLOTS	58	50	2
TOWN TOTAL	1,485	1,234	184
 <u>WEST GREENWICH</u>			
31-2	188	436	34
52-1	138	586	47
52-3	112	533	32
SUBTOTAL	438	1,555	113
MAIL BALLOTS	9	58	2
TOWN TOTAL	447	1,613	115
 DISTRICT TOTAL			
	3,828	4,555	562

SENATE DISTRICT 42

Paul J. Tavares (D) - 4,493

<u>E. PROVIDENCE</u>	Tavares
82-3	328
83-4	444
83-5	698
83-7	562
83-8	437
85-6	610
85-10	585
85-11	377
85-12	215
SUBTOTAL	4,256
MAIL BALLOTS	237
DISTRICT TOTAL	4,493

SENATE DISTRICT 44

David E. Bates (R) - 4,475
Matthew J. Piccerelli (CM) - 1,602
Bates plurality - 2,873

<u>BARRINGTON</u>	Bates	Piccerelli
87-1	268	114
87-2	592	158
87-3	537	146
88-1	567	194
88-2	344	180
88-3	504	121
88-4	499	113
88-5	430	160
SUBTOTAL	3,741	1,186
MAIL BALLOTS	189	106
TOWN TOTAL	3,930	1,292
 <u>E. PROVIDENCE</u>		
87-22	353	177
87-23	163	123
SUBTOTAL	516	300
MAIL BALLOTS	29	10
CITY TOTAL	545	310
DISTRICT TOTAL	4,475	1,602

SENATE DISTRICT 43

Michael J. Damiani (D) - 5,070
Joseph A. Botelho, Jr. (I) - 1,732
Damiani plurality - 3,338

<u>E. PROVIDENCE</u>	Damiani	Botelho
84-9	118	18
84-14	630	348
84-15	604	296
84-16	510	177
84-19	303	68
85-13	221	79
86-17	482	122
86-18	651	212
86-20	683	160
86-21	697	189
SUBTOTAL	4,899	1,669
MAIL BALLOTS	171	63
DISTRICT TOTAL	5,070	1,732

SENATE DISTRICT 45

Mary A. Parella (R) - 3,843
Bryan Rodrigues (CM) - 1,177
Parella plurality - 2,666

<u>BRISTOL</u>	Parella	Rodrigues
90-1	412	81
90-2	524	130
90-3	576	120
90-4	466	143
91-1	457	156
91-2	414	136
91-4	243	60
SUBTOTAL	3,092	826
MAIL BALLOTS	185	51
TOWN TOTAL	3,277	877
 <u>WARREN</u>		
89-1	134	76
89-2	104	68
89-3	149	95
90-1	153	45
SUBTOTAL	540	284
MAIL BALLOTS	26	16
TOWN TOTAL	566	300
DISTRICT TOTAL	3,843	1,177

SENATE DISTRICT 46

Karen J. Nygaard (D) - 3,929
Joseph J. Scanlan (R) - 2,333
Mario Canario (CM) - 1,616
Nygaard plurality - 1,596

<u>BRISTOL</u>	Nygaard	Scanlan	Canario
90-5	301	187	234
91-3	400	144	139
93-1	239	196	109
SUBTOTAL	940	527	482
MAIL BALLOTS	61	44	18
TOWN TOTAL	1,001	571	500
 <u>PORTSMOUTH</u>			
93-1	333	158	100
93-2	364	156	143
93-3	359	257	75
93-4	443	312	82
93-5	74	22	8
94-6	233	252	40
94-7	299	216	29
SUBTOTAL	2,105	1,373	477
MAIL BALLOTS	92	103	29
TOWN TOTAL	2,197	1,476	506
 <u>WARREN</u>			
89-4	267	137	191
89-5A	152	33	118
89-6	194	68	186
90-1A	71	32	92
SUBTOTAL	684	270	587
MAIL BALLOTS	47	16	23
TOWN TOTAL	731	286	610
 DISTRICT TOTAL	 3,929	 2,333	 1,616

SENATE DISTRICT 47

William Enos (D) - 5,608
Rodney D. Titcomb (R) - 2,643
Enos plurality - 2,965

<u>LITTLE COMPTON</u>	Enos	Titcomb
94-1	960	623
SUBTOTAL	960	623
MAIL BALLOTS	68	48
TOWN TOTAL	1,028	671

<u>TIVERTON</u>		
92-1	508	241
92-3	604	197
92-4	684	230
92-5	613	171
92-6	497	92
94-1	107	105
94-2	730	404
94-3	213	80
SUBTOTAL	3,956	1,520
MAIL BALLOTS	97	61
TOWN TOTAL	4,053	1,581

<u>WARREN</u>		
89-5	499	366
SUBTOTAL	499	366
MAIL BALLOTS	28	25
PAPER BALLOTS	0	0
TOWN TOTAL	527	391
DISTRICT TOTAL	5,608	2,643

SENATE DISTRICT 48

June N. Gibbs (R) - 4,435

<u>MIDDLETOWN</u>	Gibbs
95-3	394
95-4	394
96-9	150
99-5	410
99-6	281
99-7	383
99-8	439
SUBTOTAL	2,451
MAIL BALLOTS	234
TOWN TOTAL	2,685

<u>PORTSMOUTH</u>	
96-8	343
96-9	436
96-10	403
96-11	419
SUBTOTAL	1,601
MAIL BALLOTS	149
TOWN TOTAL	1,750

DISTRICT TOTAL 4,435

SENATE DISTRICT 49**M. Teresa Paiva-Weed (D) - 4,236****William E. Burns (R) - 1,470****Paiva-Weed plurality - 2,766**

<u>JAMESTOWN</u>	Paiva-Weed	Burns	
98-1	974	296	
98-2	946	366	
SUBTOTAL	1,920	662	
MAIL BALLOTS	149	75	
TOWN TOTAL	2,069	737	
 <u>MIDDLETOWN</u>			
	95-1	330	142
	95-2	300	77
SUBTOTAL	630	219	
MAIL BALLOTS	25	23	
TOWN TOTAL	655	242	
 <u>NEWPORT</u>			
97-1	136	13	
97-2	102	20	
98-1	587	245	
98-2	613	174	
SUBTOTAL	1,438	452	
MAIL BALLOTS	74	39	
TOWN TOTAL	1,512	491	
 DISTRICT TOTAL	 4,236	 1,470	

SENATE DISTRICT 50**J. Clement Cicilline (D) - 3,697****Francis D. Landry, Jr. (R) - 2,972****Cicilline plurality - 725**

<u>NEWPORT</u>	Cicilline	Landry
97-3	234	128
97-4	82	57
97-5	453	373
97-6	481	214
99-1	338	257
99-2	331	295
100-1	113	116
100-2	251	186
100-3	403	311
100-4	304	426
100-5	488	422
SUBTOTAL	3,478	2,785
MAIL BALLOTS	219	187
TOTAL	3,697	2,972

**RHODE ISLAND GENERAL ELECTION
NOVEMBER 5, 1996**

**STATE REPRESENTATIVE
CANDIDATES
DISTRICT TOTALS**

1
2
3
4
5
6
7
8
9
10
11
12
13
14
15
16
17
18
19
20
21
22
23
24
25
26
27
28
29
30
31
32
33
34
35
36
37
38
39
40
41
42
43
44
45
46
47
48
49
50
51
52
53
54
55
56
57
58
59
60
61
62
63
64
65
66
67
68
69
70
71
72
73
74
75
76
77
78
79
80
81
82
83
84
85
86
87
88
89
90
91
92
93
94
95
96
97
98
99
100

REPRESENTATIVES

(Total by District)

Dist. No.	Democrat	Republican	Independent (CM=Cool Moose)	
1	John J. McCauley, Jr.	1,246		Helen Iasimone 246
2	Paul E. Moura	1,698		
3	Edith H. Ajello	1,428		
4	David N. Cicilline	2,851	Michael L. Schein 1,642	
5	Gordon Fox	2,546		
6	John J. DeSimone	2,527	John M. Walsh 351	Joseph A. Casoli 794
7	Joanne M. Giannini	2,923		
8	Thomas A. Palangio	2,265		
9	Anastasia P. Williams	1,091	Cheryl Sheridan 249	
10	Peter N. Wasyluk	2,846		Eva Geoppo 446
11	Bambilyn B. Cambio	2,847		
12	Steven F. Smith	1,767		
13	Charlene Lima	2,022	Kathleen Chamberlain 461	
14	Steven M. Constantino	1,944		
15	Mary Ann F. Carroll	2,061	Richard P. Hanson, Jr. 1,659	
16	Brian Patrick Kennedy	2,354	Matthew S. Ulricksen 1,132	Howard M. Schaffer (CM) 505
17	Thomas C. Slater	1,291	Mary C. Ross 553	
18	Marsha E. Carpenter	1,276		
19	Harold M. Metts	1,156	David L. Stahlbush 107	
20	George A. Castro	1,178		
21	Michael S. Pisaturo	2,267	Paul H. Archetto 1,426	
22	Beatrice A. Lanzi	2,913		
23	Linda DiCecco	2,156	Brock D. Bierman 2,865	
24	Frank A. Montanaro	3,066		
25	Peter G. Palumbo	1,778		
26	Robert B. Jacquard	3,089	Dominic Shelzi 1,319	
27	John S. Simonian	3,195		
28	Nancy Hetherington	2,269	Andrew J. Lombardi 1,714	
29	Joseph McNamara	2,952		Nancy E. Thompson (CM) 751
30	Paul V. Sherlock	2,490	Paul J. Toco 896	Claire A. Bilida (CM) 337
31	Myrna C. George	2,482	Brian Bamford 1,702	Terri Ann Livernois 424
32	Eileen S. Naughton	3,166		Roberta A. Bowman (CM) 574
33	Peter T. Ginaitt	2,795		
34	Robert E. Flaherty	2,960		
35	Denise Aiken-Salandria	2,154	Joseph A. Harrington, Jr. 1,892	
36	Russell Bramley	2,674		
37	William C. McGowan	2,584		
38	Timothy A. Williamson	1,972	Louis F. Vastano, Jr. 611	
39	William J. Murphy	2,545		
40	Robert E. Rainville	1,826	Richard E. Fleury 2,169	
41	Edward S. Inman, III	3,067		
42	Stephen J. Anderson	2,763		
43			Robert A. Watson 2,533	
44	Suzanne M. Henseler	2,831	Erik B. Wallin 1,221	
45	Melvoid J. Benson	2,958		
46	Kenneth Carter	1,664	John M. Fay 959	
47	James M. Kelso	2,462		
48	Donald J. Lally, Jr.	2,079	Eugene G. Bernardo 1,951	Jeffrey C. Johnson 371
49	John Barrett	2,061	Leona A. Kelley 2,359	
50	David J. Panciera	2,355		

REPRESENTATIVES (Cont'd)

Dist.					
51		Mary Lou Walter	2,814		
52	Marguerite J. Bumpus	2,173	Joseph H. Scott	2,196	
53		Sandra J. Campbell	2,286		
54		Wayne L. Salisbury	2,972		
55	Alfred A. Russo, Jr.	2,415	Robert R. Larrivee	770	Edward T. Cardillo, Jr. 923
56	Joseph J. Voccola	3,291			
57	Gary M. Hogan	2,191	Susan Iannitelli	2,304	
58	Rene R. Menard	3,322			Gerard F. St.Germain 536
59	John D. Barr II	3,014	Charles E. McDevitt	2,133	
60	Jack B. Hodys	1,112	Scott P. Rabideau	1,571	
61	Robert B. Lowe	1,938	David Houle	1,922	
62	Barbara C. Burlingame	1,966	Robert P. Boucher	1,193	
63	Gerard M. Martineau	1,818			
64	Nancy L. Benoit	2,584	Jerry DeLuca	895	
65	Ronald C. Munschy	1,539	Robert A. Gelinas	729	
66	Roger A. Picard	2,065	Edward J. Doura, Jr.	833	
67	Donald O. Reilly, Jr.	3,193			
68	David S. Iwuc	3,289	Bruce A. Lemois	1,099	
69	Thomas J. Winfield	2,283	Genevieve J. Dionne	1,515	David B. Bibeault 127
70	Frank J. Anzeveno, Jr.	3,285			
71	Vincent J. Mesolella	2,924			
72	Joseph L. Faria	1,334			
73	Michael J. Farrell	1,660			
74	Mark M. Montalbano	2,135			Douglas A. Cameron (CM) 470
75	William San Bento, Jr.	1,601			
76	John B. Harwood	1,764			Stephen J. Ledo (CM) 342
77	Mabel M. Anderson	2,411			
78	Elaine A. Coderre	1,620			
79	Antonio J. Pires	2,510			
80	Peter F. Kilmartin	3,011			
81	Eugene F. Garvey	2,877			Bodo Fischer (CM) 725
82	Elizabeth M. Dennigan	3,058	John M. Rooke	1,434	
83	Maria J. Lopes	1,895	Daniel J. Garza	712	Gloria Q. Garvin (CM) 272
84	Henry C. Rose	2,694			
85	Raymond C. Coelho	2,007			
86	George D. Caruolo	2,657			
87	Sandra M. Barone	2,198	Rose Larisa	1,927	Stephen P. Martel (CM) 382
88	Mark B. Heffner	2,531	Maria T. Ferri	1,819	Brian J. Fortin (CM) 438
89	Jan Malik	2,470	Pauline Acciaro	1,168	
90	Charles E. Millard, Jr.	2,517			Stephen C. Martel (CM) 853
91	Lawrence J. Ferguson	2,263			
92	James F. Towers	1,907	Joseph N. Amaral	1,989	
93	Charles J. Levesque	1,838	Joseph P. Rhodes	1,698	
94			Joan B. Quick	2,433	
95			Bruce J. Long	1,250	
96			Hubert E. Little	1,967	
97	Maxine B. Shavers	1641	Robert B. MacDougall	744	
98	George R. Levesque	2,394	Mark E. Liberati	2,110	
99	Christine H. Callahan	2,241			George E. Bunnewith (CM) 562
100	Paul W. Crowley	2,040			

REPRESENTATIVE DISTRICT 1

John J. McCauley, Jr. (D) - 1,246
 Helen Iasimone (I) - 246
 McCauley plurality - 1,000

<u>Providence</u>	McCauley	Iasimone
1-1	196	69
1-2	213	31
1-3	29	6
1-4	288	55
1-8	374	45
1-11	81	33
1-12	6	4
1-13	1	2
SUBTOTAL	1,188	245
MAIL BALLOTS	58	1
DISTRICT TOTAL	1,246	246

REPRESENTATIVE DISTRICT 2

Paul E. Moura - 1,698

<u>Providence</u>	Moura
2-1	209
2-2	78
2-3	118
2-4	470
2-5	701
SUBTOTAL	1,576
MAIL BALLOTS	122
DISTRICT TOTAL	1,698

REPRESENTATIVE DISTRICT 3

Edith H. Ajello (D) - 1,428

<u>PROVIDENCE</u>	Ajello
3-3	211
3-5	304
3-6	497
3-8	226
3-9	143
SUBTOTAL	1,381
MAIL BALLOTS	46
PAPER BALLOTS	1
DISTRICT TOTAL	1,428

REPRESENTATIVE DISTRICT 4

David N. Cicilline (D) - 2,851
 Michael L. Schein (R) - 1,642
 Cicilline plurality - 1,209

<u>PAWTUCKET</u>	Cicilline	Schein
4-1	353	174
SUBTOTAL	353	174
MAIL BALLOTS	15	10
CITY TOTAL	368	184
<u>PROVIDENCE</u>		
4-1	191	81
4-2	423	368
4-3	679	434
4-4	253	133
4-5	271	119
4-6	199	79
4-7	103	48
4-10	245	132
SUBTOTAL	2,364	1,394
MAIL BALLOTS	119	64
CITY TOTAL	2,483	1,458
DISTRICT TOTAL	2,851	1,642

REPRESENTATIVE DISTRICT 5**Gordon Fox (D) - 2,546**PROVIDENCE

	Fox
5-1	581
5-2	676
5-3	699
5-5	301
5-6	138
5-7	1
SUBTOTAL	2,396
MAIL BALLOTS	150
DISTRICT TOTAL	2,546

REPRESENTATIVE DISTRICT 6**John J. DeSimone (D) - 2,527****John M. Walsh (R) - 351****Joseph A. Casoli (I) - 794****DeSimone plurality - 1,733**NO. PROVIDENCE

	DeSimone	Walsh	Casoli
6-2E	649	77	121
SUBTOTAL	649	77	121
MAIL BALLOTS	18	1	2
TOWN TOTAL	667	78	123
<u>PROVIDENCE</u>			
6-1	574	86	265
6-2	523	72	159
6-4	567	89	236
6-5	34	17	5
SUBTOTAL	1,698	264	665
MAIL BALLOTS	162	9	6
CITY TOTAL	1,860	273	671
DISTRICT TOTAL	2,527	351	794

REPRESENTATIVE DISTRICT 7**Joanne M. Giannini - 2,923**PROVIDENCE

	Giannini
7-1	354
7-2	372
7-3	590
7-4	187
7-5	805
7-6	273
7-7	12
7-8	80
7-9	145
SUBTOTAL	2,818
MAIL BALLOTS	105
DISTRICT TOTAL	2,923

REPRESENTATIVE DISTRICT 8**Thomas A. Palangio (D) - 2,265**PROVIDENCE

	Palangio
8-1	360
8-2	53
8-3	640
8-4	60
8-5	43
8-6	379
8-7	465
8-8	210
SUBTOTAL	2,210
MAIL BALLOTS	55
DISTRICT TOTAL	2,265

REPRESENTATIVE DISTRICT 9

Anastasia P. Williams (D) - 1,091
 Cheryl Sheridan (R) - 249
 Williams plurality - 842

<u>PROVIDENCE</u>	Williams	Sheridan
9-1	84	6
9-2	0	0
9-3	33	16
9-4	217	58
9-5	104	36
9-7	481	108
9-8	82	14
9-11	41	5
SUBTOTAL	1,042	243
MAIL BALLOTS	49	6
DISTRICT TOTAL	1,091	249

REPRESENTATIVE DISTRICT 10

Peter N. Wasylyk (D) - 2,846
 Eva Geoppo (I) - 446
 Wasylyk plurality - 2,400

<u>NO. PROVIDENCE</u>	Wasylyk	Geoppo
10-3D	583	71
10-3E	442	51
SUBTOTAL	1,025	122
MAIL BALLOTS	32	4
TOWN TOTAL	1,057	126
 <u>PROVIDENCE</u>		
10-1	595	118
10-2	282	39
10-3	527	88
10-5	344	74
SUBTOTAL	1,748	319
MAIL BALLOTS	41	1
CITY TOTAL	1,789	320
 DISTRICT TOTAL	 2,846	 446

REPRESENTATIVE DISTRICT 11

Bambilyn Breece Cambio (D) - 2,847

<u>JOHNSTON</u>	Cambio
11-4A	369
11-5B	549
11-5C	628
SUBTOTAL	1,546
MAIL BALLOTS	46
TOWN TOTAL	1,592
 <u>NO. PROVIDENCE</u>	
11-1A	467
11-3A	668
11-3C	89
SUBTOTAL	1,224
MAIL BALLOTS	31
TOWN TOTAL	1,255
 DISTRICT TOTAL	 2,847

REPRESENTATIVE DISTRICT 12

Steven F. Smith (D) - 1,767

<u>JOHNSTON</u>	Smith
12-2C	342
12-3B	134
SUBTOTAL	476
MAIL BALLOTS	16
TOWN TOTAL	492
 <u>PROVIDENCE</u>	
12-1	313
12-2	635
12-3	49
12-4	80
12-5	166
12-7	9
SUBTOTAL	1,252
MAIL BALLOTS	23
TOWN TOTAL	1,275
 DISTRICT TOTAL	 1,767

REPRESENTATIVE DISTRICT 13

Charlene Lima (D) - 2,022
 Kathleen Chamberlain (R) - 461
 Lima plurality - 1,561

CRANSTON

	Lima	Chamberlain
13-1	402	109
SUBTOTAL	402	109
MAIL BALLOTS	6	10
CITY TOTAL	408	119

PROVIDENCE

	Lima	Chamberlain
13-1	526	117
13-2	420	113
13-3	627	104
SUBTOTAL	1,573	334
MAIL BALLOTS	41	8
CITY TOTAL	1,614	342

DISTRICT TOTAL 2,022 461

REPRESENTATIVE DISTRICT 15

Mary Ann F. Carroll (D) - 2,061
 Richard P. Hanson, Jr. (R) - 1,659
 Carroll plurality - 402

BURRILLVILLE

	Carroll	Hanson
15-4	121	87
SUBTOTAL	121	87
MAIL BALLOTS	3	3
TOWN TOTAL	124	90

GLOCESTER

15-1	388	345
15-2	459	342
15-3	338	211
15-4	165	178
15-5	534	430

SUBTOTAL	1,884	1,506
MAIL BALLOTS	53	63
TOWN TOTAL	1,937	1,569
DISTRICT TOTAL	2,061	1,659

REPRESENTATIVE DISTRICT 14

Steven M. Constantino (D) - 1,944

PROVIDENCE

	Constantino
14-1	56
14-2	357
14-3	353
14-4	314
14-5	387
14-7	14
14-8	233
14-9	104
SUBTOTAL	1,818
MAIL BALLOTS	126
DISTRICT TOTAL	1,944

REPRESENTATIVE DISTRICT 16

Brian Patrick Kennedy (D) - 2,354
 Matthew S. Ulricksen (R) - 1,132
 Howard M. Schaffer (CM) - 505
 Kennedy plurality - 1,222

CHARLESTOWN

	Kennedy	Ulricksen	Schaffer
16-1	477	266	66
SUBTOTAL	477	266	66
MAIL BALLOTS	8	2	1
TOWN TOTAL	485	268	67

HOPKINTON

16-1	491	189	118
16-2	565	291	172
16-3	526	307	122
SUBTOTAL	1,582	787	412
MAIL BALLOTS	38	18	7
TOWN TOTAL	1,620	805	419

WESTERLY

16-5	240	54	19
SUBTOTAL	240	54	19
MAIL BALLOTS	9	5	0
TOWN TOTAL	249	59	19
DISTRICT TOTAL	2,354	1,132	505

REPRESENTATIVE DISTRICT 17

Thomas C. Slater (D) - 1,291
Mary C. Ross (R) - 553
Slater plurality - 738

PROVIDENCE

	Slater	Ross
17-1	292	171
17-3	605	257
17-4	114	27
17-5	163	59
17-6	40	15
17-7	10	0
17-8	29	10
SUBTOTAL	1,253	539
MAIL BALLOTS	38	14
DISTRICT TOTAL	1,291	553

REPRESENTATIVE DISTRICT 18

Marsha E. Carpenter (D) - 1,276

PROVIDENCE

	Carpenter
18-1	72
18-2	740
18-3	77
18-4	131
18-6	211
SUBTOTAL	1,231
MAIL BALLOTS	45
DISTRICT TOTAL	1,276

REPRESENTATIVE DISTRICT 19

Harold M. Metts (D) - 1,156
David L. Stahlbush (R) - 107
Metts plurality - 1,049

PROVIDENCE

	Metts	Stahlbush
19-1	45	5
19-2	475	39
19-3	438	27
19-4	45	10
19-5	142	26
SUBTOTAL	1,145	107
MAIL BALLOTS	11	0
DISTRICT TOTAL	1,156	107

REPRESENTATIVE DISTRICT 20

George A. Castro (D) - 1,178

PROVIDENCE

	Castro
20-1	301
20-2	315
20-3	172
20-4	376
SUBTOTAL	1,164
MAIL BALLOTS	14
DISTRICT TOTAL	1,178

REPRESENTATIVE DISTRICT 21

Michael S. Pisaturo (D) - 2,267

Paul H. Archetto (R) - 1,426

Pisaturo plurality - 841

<u>CRANSTON</u>	Pisaturo Archetto	
21-1	94	61
21-2	277	216
21-3	380	161
21-4	415	296
21-5	361	209
21-6	545	353
21-7	133	44
SUBTOTAL	2,205	1,340
MAIL BALLOTS	62	86
DISTRICT TOTAL	2,267	1,426

REPRESENTATIVE DISTRICT 22

Beatrice A. Lanzi (D) - 2,913

<u>CRANSTON</u>	Lanzi
22-1	36
22-2	354
22-3	127
22-4	696
22-5	675
22-6	865
22-7	82
SUBTOTAL	2,835
MAIL BALLOTS	78
DISTRICT TOTAL	2,913

REPRESENTATIVE DISTRICT 23

Linda DiCecco (D) - 2,156

Brock D. Bierman (R) - 2,865

Bierman plurality - 709

<u>CRANSTON</u>	DiCecco	Bierman
23-1	437	763
23-2	482	494
23-3	420	500
23-4	73	138
23-5	115	325
23-6	229	179
23-7	178	99
23-8	156	270
SUBTOTAL	2,090	2,768
MAIL BALLOTS	66	97
DISTRICT TOTAL	2,156	2,865

REPRESENTATIVE DISTRICT 24

Frank A. Montanaro (D) - 3,066

<u>COVENTRY</u>	Montanaro
24-1	299
SUBTOTAL	299
MAIL BALLOTS	9
TOWN TOTAL	308
<u>CRANSTON</u>	
24-1	615
24-2	602
24-3	311
24-4	536
24-5	599
SUBTOTAL	2,663
MAIL BALLOTS	95
CITY TOTAL	2,758

DISTRICT TOTAL # 3,066

REPRESENTATIVE DISTRICT 25

Peter G. Palumbo (D) - 1,778

<u>CRANSTON</u>	Palumbo
25-1	698
25-2, 4	302
25-3	71
SUBTOTAL	1,071
MAIL BALLOTS	98
CITY TOTAL	1,169
<u>WARWICK</u>	
25-1	114
25-2	147
25-4	198
25-5	128
SUBTOTAL	587
MAIL BALLOTS	22
CITY TOTAL	609
DISTRICT TOTAL	1,778

REPRESENTATIVE DISTRICT 26

Robert B. Jacquard (D) - 3,089

Dominic Shelzi (R) - 1,319

Jacquard plurality - 1,770

<u>CRANSTON</u>	Jacquard	Shelzi
26-1	800	296
26-2	276	92
26-3	532	238
26-4	54	24
26-5	527	178
26-6	441	260
26-7	56	25
26-8	296	150
SUBTOTAL	2,982	1,263
MAIL BALLOTS	107	56
DISTRICT TOTAL	3,089	1,319

REPRESENTATIVE DISTRICT 27

John S. Simonian (D) - 3,195

<u>CRANSTON</u>	Simonian
27-1	625
27-2	594
27-3	247
27-4	587
27-5	684
27-6	342
SUBTOTAL	3,079
MAIL BALLOTS	116
DISTRICT TOTAL	3,195

REPRESENTATIVE DISTRICT 28

Nancy Hetherington (D) - 2,269

Andrew J. Lombardi (R) - 1,714

Hetherington plurality - 555

<u>CRANSTON</u>	Hetherington	Lombardi
28-1	397	298
28-2	455	335
28-3	296	229
28-4	316	297
28-5	511	342
SUBTOTAL	1,975	1,501
MAIL BALLOTS	76	69
CITY TOTAL	2,051	1,570
<u>WARWICK</u>		
28-1	213	143
SUBTOTAL	213	143
MAIL BALLOTS	5	1
CITY TOTAL	218	144
DISTRICT TOTAL	2,269	1,714

REPRESENTATIVE DISTRICT 29

Joseph McNamara (D) - 2,952
 Nancy E. Thompson (CM) - 751
 McNamara plurality - 2,201

<u>WARWICK</u>	McNamar Thompson	
29-1	503	137
29-2	684	167
29-3	626	171
29-4	77	20
29-5	54	15
29-6	333	74
29-7	565	139
SUBTOTAL	2,842	723
MAIL BALLOTS	110	28
DISTRICT TOTAL	2,952	751

REPRESENTATIVE DISTRICT 30

Paul V. Sherlock (D) - 2,490
 Paul J. Tocco (R) - 896
 Claire A. Bilida (CM) - 337
 Sherlock plurality - 1,594

<u>WARWICK</u>	Sherlock	Tocco	Bilida
30-1	477	163	61
30-2	579	169	89
30-3	421	161	49
30-4	484	183	56
30-5	489	206	73
SUBTOTAL	2,450	882	328
MAIL BALLOTS	40	14	9
DISTRICT TOTAL	2,490	896	337

REPRESENTATIVE DISTRICT 31

Myrna C. George (D) - 2,482
 Brian Bamford (R) - 1,702
 Terri Ann Livernois (CM) - 424
 George plurality - 780

<u>COVENTRY</u>	George	Bamford	Livernois
31-1	415	327	30
31-2	372	212	44
SUBTOTAL	787	539	74
MAIL BALLOTS	63	33	2
TOWN TOTAL	850	572	76
<u>EAST GREENWICH</u>			
31-6	355	345	46
31-7	250	208	38
SUBTOTAL	605	553	84
MAIL BALLOTS	29	30	11
TOWN TOTAL	634	583	95
<u>EXETER</u>			
31-3	602	322	192
SUBTOTAL	602	322	192
MAIL BALLOTS	24	14	8
TOWN TOTAL	626	336	200
<u>WEST GREENWICH</u>			
	362	208	53
SUBTOTAL	362	208	53
MAIL BALLOTS	10	3	0
TOWN TOTAL	372	211	53
DISTRICT TOTAL	2,482	1,702	424

REPRESENTATIVE DISTRICT 32

Eileen S. Naughton (D) - 3,166
 Roberta A. Bowman (CM) - 574
 Naughton plurality - 2,592

<u>WARWICK</u>	Naughton	Bowman
32-1	647	115
32-2	677	109
32-3	651	102
32-4	439	84
32-5	573	133
32-6	105	19
SUBTOTAL	3,092	562
MAIL BALLOTS	74	12
DISTRICT TOTAL	3,166	574

REPRESENTATIVE DISTRICT - 33

Peter T. Ginaitt (D) - 2,795

<u>WARWICK</u>	Ginaitt
33-1	50
33-2	636
33-3	643
33-4	456
33-5	730
33-6	205
SUBTOTAL	2,720
MAIL BALLOTS	75
DISTRICT TOTAL	2,795

REPRESENTATIVE DISTRICT 34

Robert E. Flaherty (D) - 2,960

<u>WARWICK</u>	Flaherty
34-1	309
34-2	578
34-3	570
34-4	565
34-5	677
34-6	184
SUBTOTAL	2,883
MAIL BALLOTS	77
DISTRICT TOTAL	2,960

REPRESENTATIVE DISTRICT 35

Denise Aiken-Salandria (D) - 2,154
Joseph A. Harrington, Jr. (R) - 1,892
Aiken-Salandria plurality - 262

<u>WARWICK</u>	Aiken-Salandria Harrington	
35-1	344	259
35-2	219	127
35-3	140	131
35-4	718	587
35-5	147	121
35-6	510	606
35-7	2	1
SUBTOTAL	2,080	1,832
MAIL BALLOTS	74	60
DISTRICT TOTAL	2,154	1,892

REPRESENTATIVE DISTRICT 36

Russell Bramley (D) - 2,674

<u>WARWICK</u>	Bramley
36-1	476
36-2	643
36-3	400
36-4	401
36-5	258
36-6	354
SUBTOTAL	2,532
MAIL BALLOTS	142
DISTRICT TOTAL	2,674

REPRESENTATIVE DISTRICT 37

William C. McGowan (D) - 2,584

<u>WARWICK</u>	McGowan
37-1	509
37-2	118
37-3	598
37-4	362
37-5	365
37-6	52
37-7	423
SUBTOTAL	2,427
MAIL BALLOTS	157
DISTRICT TOTAL	2,584

REPRESENTATIVE DISTRICT 38

Timothy A. Williamson (D) - 1,972
Louis F. Vastano, Jr. (R) - 611
Williamson plurality - 1,361

<u>W. WARWICK</u>	Williamson Vastano	
38-1	617	169
38-2	75	42
38-3	462	116
38-4	130	48
38-6	325	102
38-6	316	112
SUBTOTAL	1,925	589
MAIL BALLOTS	47	22
DISTRICT TOTAL	1,972	611

REPRESENTATIVE DISTRICT 39

William J. Murphy (D) - 2,545

<u>COVENTRY</u>	Murphy
39-1	210
SUBTOTAL	210
MAIL BALLOTS	7
TOWN TOTAL	217
<u>W. WARWICK</u>	
39-1	578
39-2	561
30-3	466
39-4	449
39-5	184
SUBTOTAL	2,238
MAIL BALLOTS	90
TOWN TOTAL	2,328
DISTRICT TOTAL	2,545

REPRESENTATIVE DISTRICT 40

Robert E. Rainville (D) - 1,826

Richard E. Fleury (R) - 2,169

Fleury plurality - 343

<u>W. WARWICK</u>	Rainville	Fleury
40-1	272	338
40-2	230	275
40-3	131	150
40-4	394	352
40-5	311	361
40-6	429	610
SUBTOTAL	1,767	2,086
MAIL BALLOTS	59	83
DISTRICT TOTAL	1,826	2,169

REPRESENTATIVE DISTRICT 41

Edward S. Inman, III (D) - 3,067

<u>COVENTRY</u>	Inman
41-1	568
41-2	377
41-3	390
41-4	730
41-5	462
41-6	489
SUBTOTAL	3,016
MAIL BALLOTS	51
DISTRICT TOTAL	3,067

REPRESENTATIVE DISTRICT 42

Stephen J. Anderson (D) - 2,763

<u>COVENTRY</u>	Anderson
42-1	215
42-2	602
42-3	496
42-4	352
42-5	465
42-6	580
SUBTOTAL	2,710
MAIL BALLOTS	53
DISTRICT TOTAL	2,763

REPRESENTATIVE DISTRICT 43**Robert A. Watson (R) - 2,533**

<u>E. GREENWICH</u>	Watson
43-1	383
43-2	501
43-3	428
43-4	480
43-5	366
SUBTOTAL	2,158
MAIL BALLOTS	186
TOWN TOTAL	2,344

WARWICK

43-1	177
SUBTOTAL	177
MAIL BALLOTS	12
CITY TOTAL	189

DISTRICT TOTAL 2,533**REPRESENTATIVE DISTRICT 44****Suzanne M. Henseler (D) - 2,831****Erik B. Wallin (R) - 1,221****Henseler plurality - 1,610**

<u>NO. KINGSTOWN</u>	Henseler	Wallin
44-1	670	339
44-2	619	360
44-3	692	213
44-4	722	242
SUBTOTAL	2,703	1,154
MAIL BALLOTS	128	67
DISTRICTTOTAL	2,831	1,221

REPRESENTATIVE DISTRICT 45**Melvoid J. Benson (D) - 2,958**

<u>NO. KINGSTOWN</u>	Benson
45-6	531
45-8	471
45-9	661
45-10	507
45-11	621
SUBTOTAL	2,791
MAIL BALLOTS	167
TOWN TOTAL	2,958

REPRESENTATIVE DISTRICT 46**Kenneth Carter (D) - 1,664****John M. Fay (R) - 959****Carter plurality - 705**

<u>EXETER</u>	Carter	Fay
46-1	76	27
SUBTOTAL	76	27
MAIL BALLOTS	3	0
TOWN TOTAL	79	27

NO. KINGSTOWN

46-5	783	548
46-7	556	256
SUBTOTAL	1,339	804
MAIL BALLOTS	74	43
TOWN TOTAL	1,413	847

SO. KINGSTOWN

46-9	167	84
SUBTOTAL	167	84
MAIL BALLOTS	5	1
TOWN TOTAL	172	85

DISTRICT TOTAL 1,664 959

REPRESENTATIVE DISTRICT 47

James M. Kelso (D) - 2,462

<u>NARRAGANSETT</u>	Kelso
47-1	427
47-2	451
47-3	573
47-4	446
SUBTOTAL	1,897
MAIL BALLOTS	141
TOWN TOTAL	2,038

SO. KINGSTOWN

47-2	394
SUBTOTAL	394
MAIL BALLOTS	30
TOWN TOTAL	424

DISTRICT TOTAL 2,462

REPRESENTATIVE DISTRICT 48

Donald J. Lally, Jr. (D) - 2,079
Eugene G. Bernardo, II (R) - 1,951
Jeffrey C. Johnson (I) - 371
Lally plurality - 128

<u>NARRAGANSETT</u>	Lally	Bernardo	Johnson
48-5	389	353	43
48-6	491	401	60
48-7	212	160	28
48-8	352	323	42
SUBTOTAL	1,444	1,237	173
MAIL BALLOTS	53	66	10
TOWN TOTAL	1,497	1,303	183

SO. KINGSTOWN

48-4	384	377	149
48-11	162	243	38
SUBTOTAL	546	620	187
MAIL BALLOTS	36	28	0
TOWN TOTAL	582	648	187

DISTRICT TOTAL 2,079 1,951 371

REPRESENTATIVE DISTRICT 49

John Barrett (D) - 2,061
Leona A. Kelley (R) - 2,359
Kelley plurality - 298

<u>SO.KINGSTOWN</u>	Barrett	Kelley
49-1	566	639
49-3	592	615
49-6	380	392
49-7	246	409
49-10	172	186
SUBTOTAL	1,956	2,241
MAIL BALLOTS	105	118
DISTRICT TOTAL	2,061	2,359

REPRESENTATIVE DISTRICT 50

David J. Panciera (D) - 2,355

<u>WESTERLY</u>	Panciera
50-1	471
50-2	465
50-3	270
50-4	474
50-5	563
SUBTOTAL	2,243
MAIL BALLOTS	112
DISTRICT TOTAL	2,355

REPRESENTATIVE DISTRICT 51

Mary Lou Walter (R) - 2,814

<u>WESTERLY</u>	Walter
51-1	432
51-2	415
51-3	463
51-4	527
51-5	352
51-6	425
SUBTOTAL	2,614
MAIL BALLOTS	200
DISTRICT TOTAL	2,814

REPRESENTATIVE DISTRICT 53

Sandra J. Campbell (R) - 2,286

<u>COVENTRY</u>	Campbell
53-1	366
53-2	445
53-3	454
SUBTOTAL	1,265
MAIL BALLOTS	58
TOWN TOTAL	1,323

FOSTER

53-1	460
53-2	460
SUBTOTAL	920
MAIL BALLOTS	43
TOWN TOTAL	963
DISTRICT TOTAL	2,286

REPRESENTATIVE DISTRICT 52

Marguerite J. Bumpus (D) - 2,173

Joseph H. Scott (R) - 2,196

Scott plurality - 23

<u>EXETER</u>	Bumpus	Scott
52-2	156	201
52-4	167	297
SUBTOTAL	323	498
MAIL BALLOTS	22	22
TOWN TOTAL	345	520

RICHMOND

52-1	517	368
52-2	356	224
52-3	464	233
SUBTOTAL	1,337	825
MAIL BALLOTS	33	21
TOWN TOTAL	1,370	846

W. GREENWICH

52-1	234	421
52-2	204	373
SUBTOTAL	438	794
MAIL BALLOTS	20	36
TOWN TOTAL	458	830
DISTRICT TOTAL	2,173	2,196

REPRESENTATIVE DISTRICT 54

Wayne L. Salisbury (R) - 2,972

<u>SCITUATE</u>	Salisbury
54-1	606
54-2	459
54-3	679
54-4	637
55-5	479
SUBTOTAL	2,860
MAIL BALLOTS	112
DISTRICT TOTAL	2,972

REPRESENTATIVE DISTRICT 55

Alfred A. Russo, Jr. (D) - 2,415
 Robert R. Larrivee (R) - 770
 Edward T. Cardillo, Jr. (I) - 923
 Russo plurality - 1,492

<u>JOHNSTON</u>	Russo	Larrivee	Cardillo
55-1A	499	155	225
55-1B	692	193	251
55-2A	443	165	144
55-2B	481	188	248
55-2D	66	14	9
55-3D	101	32	18
SUBTOTAL	2,282	747	895
MAIL BALLOTS	133	23	28
DISTRICT TOTAL	2,415	770	923

REPRESENTATIVE DISTRICT 56

Joseph J. Voccola (D) - 3,291

<u>JOHNSTON</u>	Voccola
56-3A	508
56-3C	834
56-4B	864
56-4C	347
56-4D	124
56-5A	481
SUBTOTAL	3,158
MAIL BALLOTS	133
DISTRICT TOTAL	3,291

REPRESENTATIVE DISTRICT 57

Gary M. Hogan (D) - 2,191
 Susan Iannitelli (R) - 2,304
 Iannitelli plurality - 113

<u>SMITHFIELD</u>	Hogan	Iannitelli
57-1	485	661
57-2	737	607
57-3	319	388
57-4	464	404
57-7	113	147
SUBTOTAL	2,118	2,207
MAIL BALLOTS	73	97
DISTRICT TOTAL	2,191	2,304

REPRESENTATIVE DISTRICT 58

Rene R. Menard (D) - 3,322
 Gerard F. St. Germain (I) - 536
 Menard plurality - 2,786

<u>CUMBERLAND</u>	Menard	St. Germain
58-14	707	111
58-15	248	48
58-16	615	122
SUBTOTAL	1,570	281
MAIL BALLOTS	42	11
TOWN TOTAL	1,612	292
LINCOLN		
58-1	467	38
58-2	513	73
58-3	679	121
SUBTOTAL	1,659	232
MAIL BALLOTS	51	12
TOWN TOTAL	1,710	244
DISTRICT TOTAL	3,322	536

REPRESENTATIVE DISTRICT 59

John D. Barr II (D) - 3,014
Charles E. McDevitt (R) - 2,133
Barr plurality - 881

<u>LINCOLN</u>	Barr McDevitt	
59-4	533	379
59-5	365	311
59-6	569	392
59-7	428	243
59-8	551	304
59-9	508	402
SUBTOTAL	2,954	2,031
MAIL BALLOTS	60	102
DISTRICT TOTAL	3,014	2,133

REPRESENTATIVE DISTRICT 60

Jack B. Hodys (D) - 1,112
Scott P. Rabideau (R) - 1,571
Rabideau plurality - 459

<u>BURRILLVILLE</u>	Hodys Rabideau	
60-1	346	414
60-2	348	558
60-5	318	505
SUBTOTAL	1,012	1,477
MAIL BALLOTS	100	94
DISTRICT TOTAL	1,112	1,571

REPRESENTATIVE DISTRICT 61

Robert B. Lowe (D) - 1,938
David Houle (R) - 1,922
Lowe plurality - 16

<u>BURRILLVILLE</u>	Lowe	Houle
61-3	267	365
61-3A	203	265
61-4	337	360
SUBTOTAL	807	990
MAIL BALLOTS	23	27
TOWN TOTAL	830	1,017

NO. SMITHFIELD

61-1	616	457
61-5	461	417
SUBTOTAL	1,077	874
MAIL BALLOTS	31	31
TOWN TOTAL	1,108	905

DISTRICT TOTAL **1,938** **1,922**

REPRESENTATIVE DISTRICT 62

Barbara C. Burlingame (D) - 1,966
Robert P. Boucher (R) - 1,193
Burlingame plurality - 773

<u>NO. SMITHFIELD</u>	Burlingame	Boucher
62-2	487	403
62-3	354	286
SUBTOTAL	841	689
MAIL BALLOTS	66	28
TOWN TOTAL	907	717

WOONSOCKET

62-1	331	116
62-2	333	142
62-3	357	212
SUBTOTAL	1,021	470
MAIL BALLOTS	38	6
TOTAL	1,059	476

DISTRICT TOTAL **1,966** **1,193**

REPRESENTATIVE DISTRICT 63**Gerard M. Martineau (D) - 1,818**

<u>WOONSOCKET</u>	Martineau
63-1	349
63-2	324
63-3	519
63-4	430
63-5	132
SUBTOTAL	1,754
MAIL BALLOTS	64
DISTRICT TOTAL	1,818

REPRESENTATIVE DISTRICT 64**Nancy L. Benoit (D) - 2,584****Jerry DeLuca (R) - 895****Benoit plurality - 1,689**

<u>NO.SMITHFIELD</u>	Benoit	DeLuca
64-4	804	303
SUBTOTAL	804	303
MAIL BALLOTS	21	7
TOWN TOTAL	825	310
<u>WOONSOCKET</u>		
64-1	593	193
64-2	618	204
64-3	480	173
SUBTOTAL	1,691	570
MAIL BALLOTS	68	15
CITY TOTAL	1,759	585
DISTRICT TOTAL	2,584	895

REPRESENTATIVE DISTRICT 65**Ronald C. Munsch (D) - 1,539****Robert A. Gelin (R) - 729****Munsch plurality - 810**

<u>WOONSOCKET</u>	Munsch	Gelin
65-1	427	186
65-2	501	236
65-3	475	204
65-4	103	79
SUBTOTAL	1,506	705
MAIL BALLOTS	33	24
DISTRICT TOTAL	1,539	729

REPRESENTATIVE DISTRICT 66**Roger A. Picard (D) - 2,065****Edward J. Doura, Jr. (R) - 833****Picard plurality - 1,232**

<u>WOONSOCKET</u>	Picard	Doura
66-1	398	156
66-2	435	186
66-3	504	198
66-4	652	281
SUBTOTAL	1,989	821
MAIL BALLOTS	76	12
DISTRICT TOTAL	2,065	833

REPRESENTATIVE DISTRICT 67

Donald O. Reilly, Jr. (D) - 3,193

<u>CUMBERLAND</u>	Reilly
67-4	695
67-8	679
67-10	560
67-11	440
67-12	575
67-13	165
SUBTOTAL	3,114
MAIL BALLOTS	79
DISTRICT TOTAL	3,193

REPRESENTATIVE DISTRICT 68

David S. Iwuc (D) - 3,289
Bruce A. Lemois (R) - 1,099
Iwuc plurality - 2,190

<u>CUMBERLAND</u>	Iwuc	Lemois
68-2	348	67
68-3	539	158
68-5	558	167
68-6	617	224
68-7	373	223
68-9	791	233
SUBTOTAL	3,226	1,072
MAIL BALLOTS	63	27
DISTRICT TOTAL	3,289	1,099

REPRESENTATIVE DISTRICT - 69

Thomas J. Winfield (D) - 2,283
Genevieve J. Dionne (R) - 1,515
David B. Bibeault (I) - 127
Winfield plurality - 768

<u>LINCOLN</u>	Winfield	Dionne	Bibeault
69-10	195	236	11
69-11	145	89	8
SUBTOTAL	340	325	19
MAIL BALLOTS	11	14	0
TOWN TOTAL	351	339	19
<u>SMITHFIELD</u>			
69-5	420	278	19
69-6	888	422	46
69-8	62	58	5
69-9	282	183	10
69-10	165	190	22
SUBTOTAL	1,817	1,131	102
MAIL BALLOTS	115	45	6
TOWN TOTAL	1,932	1,176	108
DISTRICT TOTAL	2,283	1,515	127

REPRESENTATIVE DISTRICT 70

Frank J. Anzeveno, Jr. - 3,285

<u>NO. PROVIDENCE</u>	Anzeveno
70-1B	813
70-1C	754
70-1D	655
70-3B	389
70-3F	520
SUBTOTAL	3,131
MAIL BALLOTS	154
DISTRICT TOTAL	3,285

REPRESENTATIVE DISTRICT 71

Vincent J. Mesolella (D) - 2,924

NO. PROVIDENCE

Mesolella

71-1E 484
71-2A 672
71-2B 581
71-2C 512
71-3G 617

SUBTOTAL 2,866
MAIL BALLOTS 58
DISTRICT TOTAL 2,924

REPRESENTATIVE DISTRICT 72

Joseph L. Faria (D) - 1,334

CENTRAL FALLS

Faria

72-1 198
72-3 100
72-5 386
72-7 179
72-9 435

SUBTOTAL 1,298
MAIL BALLOTS 36
DISTRICT TOTAL 1,334

REPRESENTATIVE DISTRICT 73

Michael J. Farrell (D) - 1,660

CENTRAL FALLS

Farrell

73-2 186
73-4 400
73-6 131
73-8 405
SUBTOTAL 1,122
MAIL BALLOTS 12
CITY TOTAL 1,134

CUMBERLAND

73-1 511
SUBTOTAL 511
MAIL BALLOTS 15
TOWN TOTAL 526

DISTRICT TOTAL 1,660

REPRESENTATIVE DISTRICT 74

Mark M. Montalbano (D) - 2,135

Douglas A. Cameron (CM) - 470

Montalbano plurality - 1,665

LINCOLN

Montalbano Cameron

74-12 281 85
74-13 128 32
SUBTOTAL 409 117
MAIL BALLOTS 3 3
TOWN TOTAL 412 120

NO. PROVIDENCE

74-2D 521 69
SUBTOTAL 521 69
MAIL BALLOTS 7 0
TOWN TOTAL 528 69

PAWTUCKET

74-1 376 60
74-2 791 218
SUBTOTAL 1,167 278
MAIL BALLOTS 28 3
CITY TOTAL 1,195 281

DISTRICT TOTAL 2,135 470

REPRESENTATIVE DISTRICT 75**William San Bento, Jr. (D) - 1,601**

<u>PAWTUCKET</u>	San Bento
75-1	431
75-2	700
75-3	431
SUBTOTALS	1,562
MAIL BALLOTS	39
DISTRICT TOTAL	1,601

REPRESENTATIVE DISTRICT 76**John B. Harwood (D) - 1,764
Stephen J. Ledo (CM) - 342
Harwood plurality - 1,422**

<u>PAWTUCKET</u>	Harwood	Ledo
76-1	359	49
76-2	246	60
76-3	372	80
76-4	545	110
76-5	120	20
76-6	44	13
SUBTOTALS	1,686	332
MAIL BALLOTS	78	10
DISTRICT TOTAL	1,764	342

REPRESENTATIVE DISTRICT 77**Mabel M. Anderson (D) - 2,411**

<u>PAWTUCKET</u>	Anderson
77-1	443
77-2	453
77-3	455
77-4	409
77-5	549
SUBTOTALS	2,309
MAIL BALLOTS	102
DISTRICT TOTAL	2,411

REPRESENTATIVE DISTRICT 78**Elaine A. Coderre (D) - 1,620**

<u>PAWTUCKET</u>	Coderre
78-1	225
78-2	419
78-3	428
78-4	390
78-5	122
SUBTOTALS	1,584
MAIL BALLOTS	36
DISTRICT TOTAL	1,620

REPRESENTATIVE DISTRICT 79**Antonio J. Pires (D) - 2,510**

<u>PAWTUCKET</u>	Pires
79-1	676
79-2	521
79-3	646
79-4	278
79-5	173
79-6	150
SUBTOTALS	2,444
MAIL BALLOTS	66
DISTRICT TOTAL	2,510

REPRESENTATIVE DISTRICT 80**Peter F. Kilmartin (D) - 3,011**

<u>PAWTUCKET</u>	Kilmartin
80-1	635
80-2	792
80-3	739
80-4	767
SUBTOTALS	2,933
MAIL BALLOTS	78
DISTRICT TOTAL	3,011

REPRESENTATIVE DISTRICT 81

Eugene F. Garvey (D) - 2,877
Bodo Fischer (CM) - 725
 Garvey plurality - 2,152

<u>CHARLESTOWN</u>	Garvey	Fischer
81-1	348	150
81-2	290	86
81-3	287	65
SUBTOTALS	925	301
MAIL BALLOTS	43	17
TOWN TOTAL	968	318
 <u>NEW SHOREHAM</u>		
81-1	499	120
SUBTOTALS	499	120
MAIL BALLOTS	105	23
TOWN TOTAL	604	143
 <u>SOUTH KINGSTOWN</u>		
81-5	622	119
81-8	617	125
SUBTOTALS	1,239	244
MAIL BALLOTS	66	20
TOWN TOTAL	1,305	264
 DISTRICT TOTAL	 2,877	 725

REPRESENTATIVE DISTRICT 82

Elizabeth M. Dennigan (D) - 3,058
John M. Rooke (R) - 1,434
 Dennigan plurality - 1,624

<u>E. PROVIDENCE</u>	Dennigan	Rooke
82-1	749	364
82-1A	344	172
82-2	634	309
82-3	421	250
SUBTOTALS	2,148	1,095
MAIL BALLOTS	79	59
CITY TOTAL	2,227	1,154
 <u>PAWTUCKET</u>		
82-1	778	266
SUBTOTALS	778	266
MAIL BALLOTS	53	14
CITY TOTAL	831	280
 DISTRICT TOTAL	 3,058	 1,434

REPRESENTATIVE DISTRICT 83

Maria J. Lopes (D) - 1,895
Daniel J. Garza (R) - 712
Gloria Q. Garvin (CM) - 272
 Lopes plurality - 1,183

<u>E. PROVIDENCE</u>	Lopes	Garza	Garvin
83-4	363	128	46
83-5	578	285	108
83-7	426	162	61
83-8	417	105	42
SUBTOTALS	1,784	680	257
MAIL BALLOTS	111	32	15
DISTRICT TOTAL	1,895	712	272

REPRESENTATIVE DISTRICT 84

Henry C. Rose (D) - 2,694

<u>E. PROVIDENCE</u>	Rose
84-9	132
84-14	751
84-15	783
84-16	635
84-19	293
SUBTOTALS	2,594
MAIL BALLOTS	100
DISTRICT TOTAL	2,694

REPRESENTATIVE DISTRICT 85

Raymond C. Coelho (D) - 2,007

<u>E. PROVIDENCE</u>	Coelho
85-6	551
85-10	543
85-11	363
85-12	209
85-13	251
SUBTOTALS	1,917
MAIL BALLOTS	90
DISTRICT TOTAL	2,007

REPRESENTATIVE DISTRICT 86

George D. Caruolo (D) - 2,657

<u>E. PROVIDENCE</u>	Caruolo
86-17	480
86-18	690
86-20	664
86-21	722
SUBTOTALS	2,556
MAIL BALLOTS	101
DISTRICT TOTAL	2,657

REPRESENTATIVE DISTRICT 87

Sandra M. Barone (D) - 2,198

Rose Larisa (R) - 1,927

Stephen P. Martel (CM) - 382

Barone plurality - 271

<u>BARRINGTON</u>	Barone	Larisa	Martel
87-1	341	240	55
87-2	475	498	85
87-3	502	412	82
SUBTOTALS	1,318	1,150	222
MAIL BALLOTS	59	38	20
TOWN TOTAL	1,377	1,188	242
<u>E. PROVIDENCE</u>			
87-22	494	489	80
87-23	305	227	57
SUBTOTALS	799	716	137
MAIL BALLOTS	22	23	3
CITY TOTAL	821	739	140
DISTRICT TOTAL	2,198	1,927	382

REPRESENTATIVE DISTRICT 88

Mark B. Heffner (D) - 2,531

Maria T. Ferri (R) - 1,819

Brian J. Fortin (CM) - 438

Heffner plurality - 712

<u>BARRINGTON</u>	Heffner	Ferri	Fortin
88-1	579	400	119
88-2	474	351	67
88-3	471	338	67
88-4	422	328	59
88-5	456	325	97
SUBTOTALS	2,402	1,742	409
MAIL BALLOTS	129	77	29
DISTRICT TOTAL	2,531	1,819	438

REPRESENTATIVE DISTRICT 89

Jan Malik (D) - 2,470
 Pauline Acciardo (R) - 1,168
 Malik plurality - 1,302

<u>WARREN</u>	Malik Acciardo	
89-1	291	128
89-2	171	122
89-3	246	150
89-4	399	190
89-5	641	340
89-5A	252	59
89-6	344	123
SUBTOTALS	2,344	1,112
MAIL BALLOTS	126	56
DISTRICT TOTAL	2,470	1,168

REPRESENTATIVE DISTRICT 90

Charles E. Millard, Jr. (R) - 2,517
 Stephen C. Martel (CM) - 853
 Millard plurality - 1,664

<u>BRISTOL</u>	Millard	Martel
90-1	454	106
90-2	471	139
90-3	549	123
90-4	374	172
90-5	312	150
SUBTOTALS	2,160	690
MAIL BALLOTS	148	56
TOWN TOTAL	2,308	746
<u>WARREN</u>		
90-1	143	54
90-1A	59	47
SUBTOTALS	202	101
MAIL BALLOTS	7	6
TOWN TOTAL	209	107
DISTRICT TOTAL	2,517	853

REPRESENTATIVE DISTRICT 91

Lawrence J. Ferguson (D) - 2,263

<u>BRISTOL</u>	Ferguson
91-1	651
91-2	697
91-3	479
91-4	332
SUBTOTALS	2,159
MAIL BALLOTS	104
DISTRICT TOTAL	2,263

REPRESENTATIVE DISTRICT 92

James F. Towers (D) - 1,907
 Joseph N. Amaral (R) - 1,989
 Amaral plurality - 82

<u>TIVERTON</u>	Towers	Amaral
92-1	300	433
92-3	433	387
92-4	430	473
92-5	352	415
92-6	342	232
SUBTOTALS	1,857	1,940
MAIL BALLOTS	50	49
DISTRICT TOTAL	1,907	1,989

REPRESENTATIVE DISTRICT 93

Charles J. Levesque (D) - 1,838
 Joseph P. Rhodes (R) - 1,698
 Levesque plurality - 140

<u>BRISTOL</u>	Levesque	Rhodes
93-1	246	229
SUBTOTALS	246	229
MAIL BALLOTS	11	18
TOWN TOTAL	257	247
<u>PORTSMOUTH</u>		
93-1	349	257
93-2	367	305
93-3	328	355
93-4	412	416
03-5	47	51
SUBTOTALS	1,503	1,384
MAIL BALLOTS	78	67
TOWN TOTAL	1,581	1,451
DISTRICT TOTAL	1,838	1,698

REPRESENTATIVE DISTRICT 94

Joan B. Quick (R) - 2,433

<u>LITTLE COMPTON</u>	Quick
94-1	980
SUBTOTALS	980
MAIL BALLOTS	88
TOWN TOTAL	1,068
<u>PORTSMOUTH</u>	
94-6	277
94-7	269
SUBTOTALS	546
MAIL BALLOTS	55
TOWN TOTAL	601
<u>TIVERTON</u>	
94-1	122
94-2	488
94-3	105
SUBTOTALS	715
MAIL BALLOTS	49
TOWN TOTAL	764
DISTRICT TOTAL	2,433

REPRESENTATIVE DISTRICT 95

Bruce J. Long (R) - 1,250

<u>MIDDLETOWN</u>	Long
95-1	243
95-2	150
95-3	396
95-4	376
SUBTOTALS	1,165
MAIL BALLOTS	85
DISTRICT TOTAL	1,250

REPRESENTATIVE DISTRICT 96

Hubert E. Little (R) - 1,967

<u>MIDDLETOWN</u>	Little
96-9	144
SUBTOTALS	144
MAIL BALLOTS	3
TOWN TOTAL	147
<u>PORTSMOUTH</u>	
96-8	357
96-9	477
96-10	403
96-11	429
SUBTOTALS	1,666
MAIL BALLOTS	154
TOTAL TOTAL	1,820
DISTRICT TOTAL	1,967

REPRESENTATIVE DISTRICT 97

Maxine B. Shavers (D) - 1,641
 Robert B. MacDougall (R) - 744
 Shavers plurality - 897

<u>NEWPORT</u>	Shavers MacDougall	
97-1	138	11
97-2	96	23
97-3	248	114
97-4	79	59
97-5	485	301
97-6	532	168
SUBTOTALS	1,578	676
MAIL BALLOTS	63	68
DISTRICT TOTAL	1,641	744

REPRESENTATIVE DISTRICT 98

George R. Levesque (D) - 2,394
 Mark E. Liberati (R) - 2,110
 Levesque plurality - 284

<u>JAMESTOWN</u>	Levesque	Liberati
98-1	630	672
98-2	623	723
SUBTOTALS	1,253	1,395
MAIL BALLOTS	111	115
TOWN TOTAL	1,364	1,510
 <u>NEWPORT</u>		
98-1	471	322
98-2	502	235
SUBTOTALS	973	557
MAIL BALLOTS	57	43
CITY TOTAL	1,030	600
 DISTRICT TOTAL	 2,394	 2,110

REPRESENTATIVE DISTRICT 99

Christine H. Callahan (R) - 2,241
 George E. Bunnewith (CM) - 562
 Callahan plurality - 1,679

<u>MIDDLETOWN</u>	Callahan Bunnewith	
99-5	426	78
99-6	284	51
99-7	397	74
99-8	403	72
SUBTOTALS	1,510	275
MAIL BALLOTS	151	15
TOWN TOTAL	1,661	290
 <u>NEWPORT</u>		
99-1	262	146
99-2	287	104
SUBTOTALS	549	250
MAIL BALLOTS	31	22
CITY TOTAL	580	272
 DISTRICT TOTAL	 2,241	 562

REPRESENTATIVE DISTRICT 100

Paul W. Crowley (D) - 2,040

<u>NEWPORT</u>	Crowley
100-1	132
100-2	286
100-3	495
100-4	425
100-5	551
SUBTOTALS	1,889
MAIL BALLOTS	151
DISTRICT TOTAL	2,040

