

# 2000

## Primary & Election Count Book

***PRESIDENTIAL PREFERENCE  
PRIMARY***

**March 7, 2000**


***STATEWIDE PRIMARY***

**September 12, 2000**

***GENERAL ELECTION***

**November 7, 2000**

---



# RHODE ISLAND STATE BOARD OF ELECTIONS

---

**ROGER N. BEGIN, *Chairman***

**JUDITH H. BAILEY**

**JOHN A. DALUZ**

**THOMAS V. IANNITTI**

**FLORENCE G. JOHNSON**

**RAYMOND A. XAVIER**


**ROBERT J. FONTAINE, *Executive Director***

**ROBERT E. CRAVEN, *Legal Counsel***

**ROBERT B. RAPOZA, *Supervisor of Elections &  
Voter Registration Services***

**Prepared By:**

**KERRY F. BRUSINI  
BEVERLY J. CHASE  
MIGUEL J. NUNEZ  
ANTHONY RAMPONE**



**Office**


**50 BRANCH AVENUE, PROVIDENCE, RHODE ISLAND 02904**

**(401) 222-2345**

**(401) 222-3135 FAX**

**(401) 222-2239 TDD**

**<http://www.elections.state.ri.us>**



# FOREWORD

The Rhode Island Board of Elections is pleased to provide you with our **2000 Primary & Election Count Book**. The data contained in this publication is the official record of the votes cast in the March 7, 2000 Presidential Preference Primary, the September 12, 2000 Statewide Primary and the November 7, 2000 General Election. The information herein includes the results for primaries and elections conducted for federal and state offices in Rhode Island in 2000.

As you review this document and examine the results of the 2000 election we would like to bring two issues to your attention.

First, in 1994, Rhode Island voters approved a constitutional amendment changing the term of office for each of the state's five general officers (Governor, Lt. Governor, Attorney General, Secretary of State and General Treasurer) from two to four years. Hence, an election for these offices was not held in 2000.


Second, Rhode Island General Law 17-1-2(9) states that a political organization shall qualify to be a political party in Rhode Island if the political organization "at the next preceding general election for the election of general officers nominated a candidate for governor, and whose candidate for governor at the election polled at least five percent (5%) of the entire vote cast in the state for governor, or ... at the next preceding general election of a president of the United States nominated a candidate for president and whose candidate for president at the election polled at least five percent (5%) of the entire vote cast in the state for president ..." As a result of this statute and their candidate having garnered greater than five percent of the votes cast, the Cool Moose (1994 and 1998 gubernatorial elections) and Reform (1996 presidential election) Parties achieved political party status and joined the Democratic and Republican Parties as "recognized" political parties in Rhode Island for the 2000 election.

At the November 7, 2000 election, the Reform Party's candidate for president failed to garner the requisite five percent (5%) of the votes cast for president resulting in the party ceasing to be a "recognized" political party in the state. At the same election, the Green Party became a "recognized" political party as a result of its presidential candidate having received greater than five percent of the votes cast for president. Consequently, in the wake of the 2000 election, the "recognized" political parties in Rhode Island are the Cool Moose, Democratic, Green and Republican Parties.

This year's edition of the **2000 Primary & Election Count Book** includes, for the first time, a complete listing of the polling places throughout the state as well as voter turnout information, statewide and by community, from 1982 – 2000.


On behalf of the commissioners and staff of the Board of Elections, we welcome your comments and suggestions for continued improvement of this publication. Please feel free to call the Board at 222-2345 if you require assistance or have any questions.

Sincerely,



Robert J. Fontaine  
Executive Director






---


# Table of Contents

<b>PRESIDENTIAL PREFERENCE PRIMARY .....</b>	<b>1</b>
<b>VOTE TOTALS FOR PRESIDENTIAL CANDIDATES .....</b>	<b>2</b>
<b>1<sup>ST</sup> CONGRESSIONAL DISTRICT BY COMMUNITY .....</b>	<b>2</b>
<b>2<sup>ND</sup> CONGRESSIONAL DISTRICT BY COMMUNITY .....</b>	<b>3</b>
<b>SUMMARY ELECTION RESULTS BY CONGRESSIONAL DISTRICT .....</b>	<b>4</b>
<b>REPUBLICAN PRESIDENTIAL CANDIDATES .....</b>	<b>4</b>
<b>REPUBLICAN PRESIDENTIAL WRITE-IN CANDIDATES .....</b>	<b>4</b>
<b>DEMOCRAT PRESIDENTIAL CANDIDATES .....</b>	<b>5</b>
<b>DEMOCRAT PRESIDENTIAL WRITE-IN CANDIDATES .....</b>	<b>5</b>
<b>REPUBLICAN DELEGATES VOTE TOTALS IN CONGRESSIONAL DISTRICT #1 .....</b>	<b>6</b>
<i>Delegates for BUSH .....</i>	<i>6</i>
<i>Delegates for FORBES .....</i>	<i>6</i>
<i>Delegates for McCain .....</i>	<i>6</i>
<i>Delegates for HATCH .....</i>	<i>6</i>
<i>Delegates for KEYES .....</i>	<i>6</i>
<i>Delegates for BAUER .....</i>	<i>6</i>
<i>Delegates for UNCOMMITTED .....</i>	<i>7</i>
<b>REPUBLICAN DELEGATES VOTE TOTALS IN CONGRESSIONAL DISTRICT #2 .....</b>	<b>7</b>
<i>Delegates for BUSH .....</i>	<i>7</i>
<i>Delegates for FORBES .....</i>	<i>7</i>
<i>Delegates for McCain .....</i>	<i>7</i>
<i>Delegates for UNCOMMITTED .....</i>	<i>8</i>
<i>Delegates for HATCH .....</i>	<i>8</i>
<i>Delegates for KEYES .....</i>	<i>8</i>
<i>Delegates for BAUER .....</i>	<i>8</i>
<b>DEMOCRAT DELEGATES VOTE TOTALS IN CONGRESSIONAL DISTRICT #1 .....</b>	<b>9</b>
<i>Delegates for BRADLEY .....</i>	<i>9</i>
<i>Delegates for GORE .....</i>	<i>9</i>
<i>Delegates for LaROUCHE, Jr. ....</i>	<i>10</i>
<b>DEMOCRAT DELEGATES VOTE TOTALS IN CONGRESSIONAL DISTRICT #2 .....</b>	<b>10</b>
<i>Delegates for BRADLEY .....</i>	<i>10</i>
<i>Delegates for GORE .....</i>	<i>11</i>
<i>Delegates for UNCOMMITTED .....</i>	<i>11</i>
<b>VOTER TURNOUT BY COMMUNITY .....</b>	<b>12</b>
<b>RHODE ISLAND STATEWIDE PRIMARY .....</b>	<b>13</b>
<b>STATE AND FEDERAL OFFICES SUMMARY .....</b>	<b>14</b>
<i>US SENATOR IN CONGRESS .....</i>	<i>14</i>
<i>US CONGRESS - District 1 .....</i>	<i>14</i>
<i>US CONGRESS - District 2 .....</i>	<i>14</i>
<i>US SENATE SUMMARY of RESULTS by COMMUNITY .....</i>	<i>15</i>
<i>US SENATE RESULTS by COUNTY .....</i>	<i>16</i>
<i>US CONGRESS District 1 SUMMARY of RESULTS by COMMUNITY .....</i>	<i>17</i>
<i>US CONGRESS District 1 SUMMARY of RESULTS by COUNTY .....</i>	<i>18</i>


---



US CONGRESS District 2 SUMMARY of RESULTS by COMMUNITY .....	19
US CONGRESS District 2 SUMMARY of RESULTS by COUNTY .....	20
STATE SENATE ELECTION RESULTS by SENATE DISTRICT .....	21
STATE REPRESENTATIVE ELECTION RESULTS by REPRESENTATIVE DISTRICT .....	23
SENATE DISTRICT COMMITTEES - DEMOCRAT .....	28
REPRESENTATIVE DISTRICT COMMITTEES - DEMOCRAT .....	30
REPRESENTATIVE DISTRICT COMMITTEES - DEMOCRAT .....	31
<b>VOTER TURNOUT BY COMMUNITY .....</b>	<b>32</b>
<b>RHODE ISLAND GENERAL ELECTION .....</b>	<b>33</b>
<b>TOTAL VOTES CAST FOR PRESIDENTIAL ELECTORS .....</b>	<b>34</b>
BUSH / CHENEY (REPUBLICAN) .....	34
GORE / LIEBERMAN (DEMOCRAT) .....	34
BUCHANAN / FOSTER (REFORM) .....	34
HAGELIN / GOLDBERGER (NATURAL LAW) .....	34
MOOREHEAD / LA RIVA (WORKERS WORLD) .....	34
BROWNE / OLIVIER (LIBERTARIAN) .....	34
NADER / LaDUKE (GREEN) .....	35
McREYNOLDS / HOLLIS (SOCIALIST) .....	35
HARRIS / TROWE (SOCIALIST WORKERS) .....	35
PHILLIPS / FRAZIER (CONSTITUTION) .....	35
PRESIDENTIAL ELECTION RESULTS by COMMUNITY .....	36
PRESIDENTIAL ELECTION RESULTS by COUNTY .....	38
<b>TOTAL VOTES CAST FOR FEDERAL OFFICES .....</b>	<b>40</b>
US SENATE ELECTION RESULTS by COMMUNITY .....	40
US SENATE ELECTION RESULTS by COUNTY .....	41
US CONGRESS DISTRICT 1 ELECTION RESULTS by COMMUNITY .....	43
US CONGRESS DISTRICT 1 ELECTION RESULTS by COUNTY .....	44
US CONGRESS DISTRICT 2 ELECTION RESULTS by COMMUNITY .....	45
US CONGRESS DISTRICT 2 ELECTION RESULTS by COUNTY .....	46
<b>TOTAL VOTES CAST FOR STATE OFFICES .....</b>	<b>47</b>
STATE SENATE CANDIDATES VOTE TOTALS .....	47
STATE REPRESENTATIVE CANDIDATES VOTE TOTALS .....	49
STATE REFERENDA RESULTS: Questions 1-3 .....	53
STATE REFERENDA RESULTS: Questions 4-6 .....	54
<b>VOTER TURNOUT BY COMMUNITY .....</b>	<b>55</b>
<b>TOTAL VOTES CAST FOR FEDERAL &amp; STATE OFFICES BY PRECINCT .....</b>	<b>56</b>
PRESIDENTIAL ELECTORS .....	57
US SENATOR .....	109
US CONGRESS DISTRICT 1 .....	161
US CONGRESS DISTRICT 2 .....	173
STATE SENATE .....	205
STATE REPRESENTATIVES .....	243
<b>WRITE-IN VOTES FOR FEDERAL AND STATE CANDIDATES .....</b>	<b>295</b>
<b>POLLING PLACE LOCATIONS .....</b>	<b>349</b>
<b>SUMMARY OF VOTER TURNOUT 1982-2000 .....</b>	<b>365</b>



**RHODE ISLAND  
PRESIDENTIAL PREFERENCE  
PRIMARY**  
March 7, 2000



RI PRESIDENTIAL PREFERENCE PRIMARY  
March 7, 2000

**VOTE TOTALS FOR PRESIDENTIAL CANDIDATES**  
**1<sup>st</sup> Congressional District by Community**

COMMUNITY	DEMOCRATIC PRIMARY				REPUBLICAN PRIMARY						
	LAROUCHE	GORE	UNCOMMIT	BRADLEY	HATCH	McCAIN	KEYES	UNCOMMIT	BAUER	BUSH	FORBES
BARRINGTON	2	365	8	669	0	874	18	1	1	564	1
BRISTOL	0	464	10	321	4	535	17	2	0	315	1
BURRILLVILLE	5	289	10	157	0	249	13	0	0	181	2
CENTRAL FALLS	8	645	24	156	0	70	5	0	0	49	1
CUMBERLAND	7	1072	50	879	0	701	35	1	1	412	1
EAST PROVIDENCE	13	1426	46	825	1	711	41	1	3	474	2
JAMESTOWN	4	189	4	261	1	390	10	3	0	156	0
LINCOLN	5	453	10	272	0	591	20	4	1	350	3
LITTLE COMPTON	2	92	1	125	0	217	10	0	0	153	1
MIDDLETOWN	4	287	7	227	1	542	15	2	1	315	1
NEWPORT	3	653	22	605	3	737	22	3	2	415	4
NORTH PROVIDENCE	8	1133	27	613	1	352	23	0	0	213	0
NORTH SMITHFIELD	4	304	17	173	1	358	5	1	1	194	3
PAWTUCKET	20	2530	88	1244	2	672	45	6	4	439	3
PORTSMOUTH	2	379	10	359	1	794	24	3	1	481	2
PROVIDENCE*	10	1687	36	2070	1	762	45	3	1	319	6
SMITHFIELD	2	345	13	283	1	455	20	1	0	270	2
TIVERTON	2	442	10	252	1	422	14	3	1	293	1
WARREN	1	244	9	164	1	257	11	2	1	126	1
WOONSOCKET	6	1026	40	383	3	455	26	4	0	291	4
Machine Total	108	14,025	442	10,038	22	10,144	419	40	18	6,010	39
Mail Ballots	9	455	21	209	2	145	9	3	1	147	0
<b>District Total</b>	<b>117</b>	<b>14,480</b>	<b>463</b>	<b>10,247</b>	<b>24</b>	<b>10,289</b>	<b>428</b>	<b>43</b>	<b>19</b>	<b>6,157</b>	<b>39</b>

\*Providence is split between Congressional Dist. #1 and Congressional Dist. #2



**RI PRESIDENTIAL PREFERENCE PRIMARY**  
**March 7, 2000**

**VOTE TOTALS FOR PRESIDENTIAL CANDIDATES**  
**2<sup>nd</sup> Congressional District by Community**

COMMUNITY	DEMOCRATIC PRIMARY				REPUBLICAN PRIMARY						
	LAROCHE	GORE	UNCOMMIT	BRADLEY	HATCH	McCAIN	KEYES	UNCOMMIT	BAUER	BUSH	FORBES
CHARLESTOWN	0	102	5	128	2	342	3	2	0	196	2
COVENTRY	3	625	18	390	0	808	37	5	2	431	5
CRANSTON	10	1907	46	1129	2	1446	59	14	0	1025	9
EAST GREENWICH	1	191	11	330	1	723	20	0	0	337	1
EXETER	0	85	4	63	0	186	5	0	0	126	0
FOSTER	0	41	1	65	0	154	2	4	0	89	0
GLOCESTER	0	141	6	124	0	278	30	2	1	148	1
HOPKINTON	0	84	4	81	0	200	7	2	0	101	4
JOHNSTON	6	782	29	387	0	212	11	1	1	173	2
NARRAGANSETT	4	440	7	502	2	483	20	2	0	262	1
NEW SHOREHAM	0	50	2	98	0	90	1	0	0	39	1
NORTH KINGSTOWN	4	482	15	654	2	1206	40	5	3	659	2
PROVIDENCE*	14	2572	68	1,117	0	320	40	6	1	271	5
RICHMOND	1	91	3	71	0	223	12	1	2	121	1
SCITUATE	2	101	2	121	0	377	23	2	2	268	1
SOUTH KINGSTOWN	3	497	17	724	1	858	32	7	0	461	2
WARWICK	21	3000	105	2045	0	2196	76	10	2	1412	9
WESTERLY	1	364	9	273	0	591	49	2	0	337	1
WEST GREENWICH	0	62	0	53	1	200	4	1	1	118	0
WEST WARWICK	3	468	15	253	0	429	21	2	0	311	3
Machine Total	73	12,085	367	8,608	11	11,322	492	68	15	6,885	50
Mail Ballots	9	236	14	145	0	143	3	3	1	128	0
<b>District Total</b>	<b>82</b>	<b>12,321</b>	<b>381</b>	<b>8,753</b>	<b>11</b>	<b>11,465</b>	<b>495</b>	<b>71</b>	<b>16</b>	<b>7,013</b>	<b>50</b>

\*Providence is split between Congressional Dist. #1 and Congressional Dist. #2

RI PRESIDENTIAL PREFERENCE PRIMARY  
March 7, 2000

SUMMARY ELECTION RESULTS BY CONGRESSIONAL DISTRICT

REPUBLICAN PRESIDENTIAL CANDIDATES

<i>Candidate</i>	<i>1st District</i>	<i>2nd District</i>	<i>State Total</i>
John McCain	10,289	11,465	21,754
George W. BUSH	6,157	7,013	13,170
Alan L. KEYES	428	495	923
UNCOMMITTED	43	71	114
Steve FORBES	39	50	89
Orrin G. HATCH	24	11	35
Gary BAUER	19	16	35

REPUBLICAN PRESIDENTIAL WRITE-IN CANDIDATES

<i>Candidate</i>	<i>State Total</i>
Al Gore	7
Kenneth Capalbo	3
Bill Bradley	2
Pat Buchanan	2
William Bradley	1
Williard C. Brinegar	1
Someone for Constitution	1

RI PRESIDENTIAL PREFERENCE PRIMARY  
March 7, 2000

DEMOCRAT PRESIDENTIAL CANDIDATES

<i>Candidate</i>	<i>1st District</i>	<i>2nd District</i>	<i>State Total</i>
Al GORE	14,480	12,321	26,801
Bill BRADLEY	10,247	8,753	19,000
UNCOMMITTED	463	381	844
Lyndon H. LaROUCHE, Jr.	117	82	199

DEMOCRAT PRESIDENTIAL WRITE-IN CANDIDATES

<i>Candidate</i>	<i>State Total</i>
John McCain	162
George BUSH	53
Alan KEYES	4
Ralph NADER	2
Hillary CLINTON	1
Colin POWELL	1
Lee MATHIEWS	1
Sen. Edward KENNEDY	1
Steve FORBES	1
John McCain-BUSH	1
Bret SMITH	1
Todd S. REILLY	1
J. VENTURA	1
Robert PLANT	1
Frank J. LEGENS	1
Steve MULLINS	1
Seguin	1
Martin SHEEHAN	1
William WALASKA	1
Matthew SMITH	1
Gill GATES	1
William CLINTON	1
Bill CLINTON	1

RI PRESIDENTIAL PREFERENCE PRIMARY  
March 7, 2000

Republican Delegates Vote Totals in Congressional District #1

Delegates for BUSH

<i>Delegate</i>	<i>Total Votes</i>
Sharon K BRINKWORTH	1,645
Susan A STORY	1,999
John A HOLMES, JR	3,193
Joan B QUICK	2,053
Patrick A GUIDA	896
Stephen C WALUK	665
Steven FRIAS	611
Ernest J CABRAL	1,010
Eduardo J LOPEZ	885
Eileen G SLOCUM	2,588
William SIMPSON	1,345

Delegates for FORBES

<i>Delegate</i>	<i>Total Votes</i>
Cynthia R BRUNEAUX	152
Ronald F IACOBBO	90
Donovan J LEWIS	95
George W HADLEY	145

Delegates for McCain

<i>Delegate</i>	<i>Total Votes</i>
Christine CALLAHAN	9,355
Paul G. GRIMES	9,178
Christopher STANLEY	8,956

Delegates for HATCH

<i>Delegate</i>	<i>Total Votes</i>
No Delegates	0

Delegates for KEYES

<i>Delegate</i>	<i>Total Votes</i>
No Delegates	0

Delegates for BAUER

<i>Delegate</i>	<i>Total Votes</i>
No Delegates	0

**RI PRESIDENTIAL PREFERENCE PRIMARY**  
**March 7, 2000**

Republican Delegates Vote Totals in Congressional District #1 continued:

**Delegates for UNCOMMITTED**

<i>Delegate</i>	<i>Total Votes</i>
No Delegates	0

Republican Delegates Vote Totals in Congressional District #2

**Delegates for BUSH**

<i>Delegate</i>	<i>Total Votes</i>
Bernard A JACKVONY	3,658
Michael A TRAFICANTE	3,025
James S BENNETT	2,870
Leona A KELLEY	2,356
Nancy N RICHMOND	1,761
Richard E WILD	1,453
Carol A MUMFORD	1,397
Scott Bill HIRST	1,171
Jennifer L FRANK	1,039
Eugene G BERNARDO II	596
Abel PEREZ	586

**Delegates for FORBES**

<i>Delegate</i>	<i>Total Votes</i>
Martha A STAMP	106
Paul T NEVOLA	77
Neal FRANK	61
Stephen W HUTCHINS	56
Kenneth W MOTT	49
David B TALAN	47
Justine D ALDERMAN	37

**Delegates for McCain**

<i>Delegate</i>	<i>Total Votes</i>
Robert A WATSON	4,986
Robert G TINGLE	4,093
John O MATSON	3,568
David W DUMAS	2,964
Caswell COOKE, JR	2,945
Edward McGIVENY SR	2,765
William K WHITE	2,627
SG PAYNE	2,043
Matthew ULRICKSEN	1,494

**RI PRESIDENTIAL PREFERENCE PRIMARY**  
**March 7, 2000**

Republican Delegates Vote Totals in Congressional District #2 continued:

**Delegates for UNCOMMITTED**

<i>Delegate</i>	<i>Total Votes</i>
Elizabeth S DOLAN	341
Karen A COUGHLIN	240
Barbara POLAND	224
Stephen L WINGARD	218
Daniel E MORRIS	130
Jean T AMITRANO	108
Donald W FIELD	82

**Delegates for HATCH**

<i>Delegate</i>	<i>Total Votes</i>
No Delegates	0

**Delegates for KEYES**

<i>Delegate</i>	<i>Total Votes</i>
No Delegates	0

**Delegates for BAUER**

<i>Delegate</i>	<i>Total Votes</i>
No Delegates	0

RI PRESIDENTIAL PREFERENCE PRIMARY  
March 7, 2000

Democrat Delegates Vote Totals in Congressional District #1

Delegates for BRADLEY

<i>Delegate</i>	<i>Total Votes</i>
Myrth YORK	7,382
Nancy L BENOIT	5,370
Linda J KUSHNER	5,215
Ray RICKMAN	4,461
Donna FISHMAN	4,328
Sara Shea McCONNELL	4,092
David N CICILLINE	3,944
Paul W CROWLEY	3,834
Doree M GOODMAN	3,671
Joseph R BRADY	3,309
Thomas ROBERTS	2,987
John J McCONNELL, JR	2,741
Michael C GERHARDT	2,213
Melvyn M GELCH	1,907
Timothy H McCARTEN	1,555

Delegates for GORE

<i>Delegate</i>	<i>Total Votes</i>
Nancy R REED	6,144
Joseph R PAOLINO, JR	6,050
Susan D MENARD	4,895
Patricia HOULIHAN	4,384
Elaine A CODERRE	4,359
Dennis J ROBERTS, II	4,267
Patrick C LYNCH	4,218
Rene R MENARD	3,864
Barbara A CONNORS	3,663
Marcia B REBACK	2,912
Thomas L PAPA	2,887
Patrick T BRADY	2,867
Raymond Chip HOYAS	2,849
Donna M DeCRISTOFARO	2,500
David M CHMIELEWSKI	2,332
Mary Elizabeth GARRETT	2,167
Carmine N RUGGIERO	1,987
John M O'HARE	1,985
Malinda HOWARD	1,910
Clifford DOLAN	1,701
Andrew J BAYNES	1,630
Joyce P KRABACH	1,136

**RI PRESIDENTIAL PREFERENCE PRIMARY  
March 7, 2000**

Democrat Delegates Vote Totals in Congressional District #1 continued:

**Delegates for LaROUCHE, Jr.**

<i>Delegate</i>	<i>Total Votes</i>
Paul E NELSON	46
Ronald A BOWDEN, JR	42
James H MacINTYRE	47
Alicia H PRICE	42

**Democrat Delegates Vote Totals in Congressional District #2**

**Delegates for BRADLEY**

<i>Delegate</i>	<i>Total Votes</i>
Kevin F McHUGH	4,930
Ruth S MORGENTHAU	5,279
George M TRACY	4,233
James E O'NEIL	5,547
Leonidas P RAPTAKIS	3,946
Joseph R PECKHAM	4,184
Paul J McNEIL, JR	4,535
Christine ROUNDTREE	5,013
Kenneth S RICHMOND	3,424
Mary B SHEKARCHI	4,375



**RI PRESIDENTIAL PREFERENCE PRIMARY**  
**March 7, 2000**

Democrat Delegates Vote Totals in Congressional District #2 continued:

**Delegates for GORE**

<i>Delegate</i>	<i>Total Votes</i>
Charles J FOGARTY	6,656
Paul REED	6,059
Anthony DeLUCA	3,786
Catherine E WEINER	3,785
Vicki A VIRGILIO	3,676
Suzanne M HENSELER	3,151
Michael G PALUMBO	3,011
George S FARRELL	2,990
Peter G PALUMBO	2,978
Gerald P ZARRELLA	2,937
Patrick K BUTLER	2,737
Frank A MONTANARO	2,657
James A PARISI	2,587
Balbina A YOUNG	2,492
Nehru KING	2,319
A Vincent IGLIOZZI	2,289
James A CENERINI	1,818
Daryl J FINIZIO	1,399
Lawrence E PURTILL	1,247
Robert B JACQUARD	1,206
Juan M PICHARDO	1,057
John C DeGENOVA	976


**Delegates for UNCOMMITTED**

<i>Delegate</i>	<i>Total Votes</i>
Kathryn M. JACQUARD	199

**RI PRESIDENTIAL PREFERENCE PRIMARY**  
**March 7, 2000**


**VOTER TURNOUT by COMMUNITY**

<b>COMMUNITY</b>	<b>ELIGIBLE VOTERS</b>	<b>VOTES CAST</b>	<b>% TURNOUT</b>	<b>DEMOCRAT TURNOUT</b>	<b>REPUBLICAN TURNOUT</b>
BARRINGTON	12,727	2,557	20.09%	1,063	1,494
BRISTOL	13,071	1,703	13.03%	808	895
BURRILLVILLE	9,286	921	9.92%	470	451
CENTRAL FALLS	6,245	989	15.84%	861	128
CHARLESTOWN	5,220	795	15.23%	242	553
COVENTRY	20,435	2,358	11.54%	1,063	1,295
CRANSTON	52,593	5,740	10.91%	3,153	2,587
CUMBERLAND	20,703	3,225	15.58%	2,064	1,161
EAST GREENWICH	9,611	1,635	17.01%	547	1,088
EAST PROVIDENCE	28,248	3,638	12.88%	2,374	1,264
EXETER	3,770	477	12.65%	153	324
FOSTER	2,655	357	13.45%	108	249
GLOCESTER	6,184	739	11.95%	278	461
HOPKINTON	4,586	495	10.79%	178	317
JAMESTOWN	4,169	1,040	24.95%	467	573
JOHNSTON	19,796	1,640	8.28%	1,237	403
LINCOLN	14,099	1,749	12.41%	758	991
LITTLE COMPTON	2,655	611	23.01%	224	387
MIDDLETOWN	9,435	1,444	15.30%	543	901
NARRAGANSETT	11,466	1,764	15.38%	976	788
NEWPORT	16,578	2,535	15.29%	1,319	1,216
NEW SHOREHAM	1,417	285	20.11%	151	134
NORTH KINGSTOWN	17,911	3,108	17.35%	1,172	1,936
NORTH PROVIDENCE	24,157	2,404	9.95%	1,810	594
NORTH SMITHFIELD	7,497	1,085	14.47%	512	573
PAWTUCKET	35,254	5,188	14.72%	4,001	1,187
PORTSMOUTH	11,935	2,103	17.62%	769	1,334
PROVIDENCE	83,238	9,609	11.54%	7,790	1,819
RICHMOND	4,678	533	11.39%	168	365
SCITUATE	6,265	913	14.57%	233	680
SMITHFIELD	13,121	1,412	10.76%	656	756
SOUTH KINGSTOWN	16,310	2,641	16.19%	1,264	1,377
TIVERTON	9,068	1,468	16.19%	724	744
WARREN	6,592	834	12.65%	433	401
WARWICK	57,925	8,988	15.52%	5,265	3,723
WESTERLY	14,612	1,651	11.30%	664	987
WEST GREENWICH	3,214	443	13.78%	117	326
WEST WARWICK	17,123	1,540	8.99%	766	774
WOONSOCKET	20,789	2,296	11.04%	1,502	794
Machine Total	624,638	82,913		46,883	36,030
Mail Ballots		1,710		1,123	587
<b>STATE TOTALS</b>	<b>624,638</b>	<b>84,623</b>	<b>13.55%</b>	<b>48,006</b>	<b>36,617</b>



**RHODE ISLAND STATEWIDE  
PRIMARY**

**September 12, 2000**



**RI STATEWIDE PRIMARY  
September 12, 2000**

**STATE and FEDERAL OFFICES SUMMARY**

**US SENATOR IN CONGRESS**

<i>DEMOCRATIC PRIMARY</i>		<i>REPUBLICAN PRIMARY</i>	
Candidate	Total Votes	Candidate	Total Votes
Robert A. WEYGAND	51,769	Lincoln D. CHAFEE	2,221
Richard A. LICHT	38,281		

**US CONGRESS - District 1**

<i>DEMOCRATIC PRIMARY</i>		<i>REPUBLICAN PRIMARY</i>	
Candidate	Total Votes	Candidate	Total Votes
Patrick J. KENNEDY	32,865	Stephen CABRAL	645

**US CONGRESS - District 2**

<i>DEMOCRATIC PRIMARY</i>		<i>REPUBLICAN PRIMARY</i>	
Candidate	Total Votes	Candidate	Total Votes
James R. LANGEVIN	22,955	Robert G. TINGLE	775
Kathleen COYNE-McCOY	14,219		
Angel TAVERAS	5,803		
Kevin J. McALLISTER	5,633		

**RI STATEWIDE PRIMARY  
September 12, 2000**

**US SENATE SUMMARY of RESULTS by COMMUNITY**

COMMUNITY	DEMOCRATIC PRIMARY		REPUBLICAN PRIMARY
	Richard A. <b>LIGHT</b> (DEM)	Robert A. <b>WEYGAND</b> (DEM)	Lincoln D. <b>CHAFEE</b> (REP)
BARRINGTON	555	444	N/A
BRISTOL	625	822	N/A
BURRILLVILLE	247	264	N/A
CENTRAL FALLS	397	455	N/A
CHARLESTOWN	134	188	277
COVENTRY	665	1,381	N/A
CRANSTON	3,024	4,655	N/A
CUMBERLAND	2,461	4,164	N/A
EAST GREENWICH	336	463	642
EAST PROVIDENCE	1,549	2,501	N/A
EXETER	113	166	N/A
FOSTER	81	86	257
GLOCESTER	219	268	N/A
HOPKINTON	89	101	N/A
JAMESTOWN	250	214	N/A
JOHNSTON	2,997	4,734	N/A
LINCOLN	938	1,330	844
LITTLE COMPTON	130	102	N/A
MIDDLETOWN	300	438	N/A
NARRAGANSETT	536	981	N/A
NEW SHOREHAM	585	660	N/A
NEWPORT	54	48	N/A
NORTH KINGSTOWN	750	1,401	N/A
NORTH PROVIDENCE	4,264	4,518	N/A
NORTH SMITHFIELD	195	311	N/A
PAWTUCKET	2,334	2,394	N/A
PORTSMOUTH	416	446	N/A
PROVIDENCE	6,873	6,268	N/A
RICHMOND	114	160	N/A
SCITUATE	201	319	N/A
SMITHFIELD	366	669	171
SOUTH KINGSTOWN	855	1,094	N/A
TIVERTON	259	360	N/A
WARREN	234	369	N/A
WARWICK	3,297	6,207	30
WESTERLY	513	729	N/A
WEST GREENWICH	77	125	N/A
WEST WARWICK	511	1,059	N/A
WOONSOCKET	737	875	N/A
<b>STATE TOTAL</b>	<b>38,281</b>	<b>51,769</b>	<b>2,221</b>

N/A = No Republican primary in these communities

**RI STATEWIDE PRIMARY  
September 12, 2000**

**US SENATE RESULTS by COUNTY**

<i>COMMUNITY</i>	<i>DEMOCRATIC PRIMARY</i>		<i>REPUBLICAN PRIMARY</i>
	<i>Richard A. LIGHT (DEM)</i>	<i>Robert A. WEYGAND (DEM)</i>	<i>Lincoln D. CHAFEE (REP)</i>
<b><u>BRISTOL COUNTY</u></b>			
BARRINGTON	555	444	N/A
BRISTOL	625	822	N/A
WARREN	234	369	N/A
<b>COUNTY TOTALS</b>	<b>2,033</b>	<b>1,635</b>	<b>0</b>
<b><u>KENT COUNTY</u></b>			
COVENTRY	665	1,381	N/A
EAST GREENWICH	336	463	642
WARWICK	3,297	6,207	30
WEST GREENWICH	77	125	N/A
WEST WARWICK	511	1,059	N/A
<b>COUNTY TOTALS</b>	<b>4,886</b>	<b>9,235</b>	<b>672</b>
<b><u>NEWPORT COUNTY</u></b>			
JAMESTOWN	250	214	N/A
LITTLE COMPTON	130	102	N/A
MIDDLETOWN	300	438	N/A
NEWPORT	585	660	N/A
PORTSMOUTH	416	446	N/A
TIVERTON	259	360	N/A
<b>COUNTY TOTALS</b>	<b>1,940</b>	<b>2,220</b>	<b>0</b>
<b><u>PROVIDENCE COUNTY</u></b>			
BURRILLVILLE	247	264	N/A
CENTRAL FALLS	397	455	N/A
CRANSTON	3,024	4,655	N/A
CUMBERLAND	2,461	4,164	N/A
EAST PROVIDENCE	1,549	2,501	N/A
FOSTER	81	86	257
GLOCESTER	219	268	N/A
JOHNSTON	2,997	4,734	N/A
LINCOLN	938	1,330	844
NORTH PROVIDENCE	4,264	4,518	N/A
NORTH SMITHFIELD	195	311	N/A
PAWTUCKET	2,334	2,394	N/A
PROVIDENCE	6,873	6,268	N/A
SCITUATE	201	319	N/A
SMITHFIELD	366	669	171
WOONSOCKET	737	875	N/A
<b>COUNTY TOTALS</b>	<b>26,883</b>	<b>33,811</b>	<b>1,272</b>
<b><u>WASHINGTON COUNTY</u></b>			
CHARLESTOWN	134	188	277
EXETER	113	166	N/A
HOPKINTON	89	101	N/A
NARRAGANSETT	536	981	N/A
NEW SHOREHAM	54	48	N/A
NORTH KINGSTOWN	750	1,401	N/A
RICHMOND	114	160	N/A
SOUTH KINGSTOWN	855	1,094	N/A
WESTERLY	513	729	N/A
<b>COUNTY TOTALS</b>	<b>3,158</b>	<b>4,868</b>	<b>277</b>
<b>STATE TOTALS</b>	<b>38,281</b>	<b>51,769</b>	<b>2,221</b>

N/A = No Republican primary in these communities



**RI STATEWIDE PRIMARY  
September 12, 2000**

**US CONGRESS District 1 SUMMARY of RESULTS by COMMUNITY**

	<i>DEMOCRATIC PRIMARY</i>	<i>REPUBLICAN PRIMARY</i>
<i>COMMUNITY</i>	<i>Patrick J. KENNEDY (DEM)</i>	<i>Stephen CABRAL (REP)</i>
BARRINGTON	737	N/A
BRISTOL	1,103	N/A
BURRILLVILLE	395	N/A
CENTRAL FALLS	708	N/A
CUMBERLAND	5,081	N/A
EAST PROVIDENCE	3,034	N/A
JAMESTOWN	299	N/A
LINCOLN	1,770	508
LITTLE COMPTON	157	N/A
MIDDLETOWN	568	N/A
NEWPORT	946	N/A
N. PROVIDENCE	6,670	N/A
NORTH SMITHFIELD	363	N/A
PAWTUCKET	3,839	N/A
PORTSMOUTH	639	N/A
PROVIDENCE *	3,600	N/A
SMITHFIELD	726	137
TIVERTON	462	N/A
WARREN	443	N/A
WOONSOCKET	1,325	N/A
<b>STATE TOTAL</b>	<b>32,865</b>	<b>645</b>

\*Providence is split between Congressional Dist. #1 and Congressional Dist. #2  
N/A = No Republican primary in these communities

**RI STATEWIDE PRIMARY  
September 12, 2000**

**US CONGRESS District 1 SUMMARY of RESULTS by COUNTY**

	<i>DEMOCRATIC PRIMARY</i>	<i>REPUBLICAN PRIMARY</i>
<i>COMMUNITY</i>	<i>Patrick J. KENNEDY (DEM)</i>	<i>Stephen CABRAL (REP)</i>
<b><u>BRISTOL COUNTY</u></b>		
BARRINGTON	737	N/A
BRISTOL	1,103	N/A
WARREN	443	N/A
<b>COUNTY TOTALS</b>	<b>2,283</b>	<b>0</b>
<b><u>NEWPORT COUNTY</u></b>		
JAMESTOWN	299	N/A
LITTLE COMPTON	157	N/A
MIDDLETOWN	568	N/A
NEWPORT	946	N/A
PORTSMOUTH	639	N/A
TIVERTON	462	N/A
<b>COUNTY TOTALS</b>	<b>3,071</b>	<b>0</b>
<b><u>PROVIDENCE COUNTY</u></b>		
BURRILLVILLE	395	N/A
CENTRAL FALLS	708	N/A
CRANSTON	N/A	508
CUMBERLAND	5,081	N/A
EAST PROVIDENCE	3,034	N/A
FOSTER	N/A	N/A
GLOCESTER	N/A	N/A
JOHNSTON	N/A	N/A
LINCOLN	1,770	N/A
NORTH PROVIDENCE	6,670	N/A
NORTH SMITHFIELD	363	N/A
PAWTUCKET	3,839	N/A
PROVIDENCE *	3,600	N/A
SCITUATE	N/A	N/A
SMITHFIELD	726	137
WOONSOCKET	1,325	N/A
<b>COUNTY TOTALS</b>	<b>27,511</b>	<b>645</b>
<b>STATE TOTALS</b>	<b>32,865</b>	<b>645</b>

\*Providence is split between Congressional Dist. #1 and Congressional Dist. #2  
N/A = No Republican primary in these communities

**RI STATEWIDE PRIMARY  
September 12, 2000**

**US CONGRESS District 2 SUMMARY of RESULTS by COMMUNITY**

COMMUNITY	DEMOCRATIC PRIMARY				REPUBLICAN PRIMARY
	Kevin J. McALLISTER (DEM)	Kathleen COYNE-McCOY (DEM)	James R. LANGEVIN (DEM)	Angel TAVERAS (DEM)	Robert G. TINGLE (REP)
CHARLESTOWN	41	147	124	20	165
COVENTRY	222	602	1,105	135	N/A
CRANSTON	1,658	2,236	3,423	570	N/A
EAST GREENWICH	98	350	336	41	418
EXETER	18	109	134	21	N/A
FOSTER	20	88	53	11	173
GLOCESTER	45	249	175	25	N/A
HOPKINTON	11	98	71	20	N/A
JOHNSTON	795	2,020	4,328	635	N/A
NARRAGANSETT	196	550	710	93	N/A
NEW SHOREHAM	9	59	31	5	N/A
NORTH KINGSTOWN	256	860	916	165	N/A
PROVIDENCE *	568	1,967	3,475	3,018	N/A
RICHMOND	40	104	118	25	N/A
SCITUATE	77	205	208	42	N/A
SOUTH KINGSTOWN	222	1,023	611	140	N/A
WARWICK	1,049	2,651	5,484	634	19
WEST GREENWICH	34	73	80	18	N/A
WEST WARWICK	159	367	974	99	N/A
WESTERLY	115	461	599	86	N/A
<b>STATE TOTALS</b>	<b>5,633</b>	<b>14,219</b>	<b>22,955</b>	<b>5,803</b>	<b>775</b>

\*Providence is split between Congressional Dist. #1 and Congressional Dist. #2  
N/A = No Republican primary in these communities

**RI STATEWIDE PRIMARY  
September 12, 2000**

**US CONGRESS District 2 SUMMARY of RESULTS by COUNTY**

COMMUNITY	DEMOCRATIC PRIMARY				REPUBLICAN PRIMARY
	Kevin J. McALLISTER (DEM)	Kathleen COYNE-McCOY (DEM)	James R. LANGEVIN (DEM)	Angel TAVARES (DEM)	Robert G. TINGLE (REP)
<b><u>KENT COUNTY</u></b>					
COVENTRY	222	602	1,105	135	N/A
EAST GREENWICH	98	350	336	40	418
WARWICK	1,049	2,651	5,484	634	19
WEST GREENWICH	34	73	80	18	N/A
WEST WARWICK	159	367	974	99	N/A
<b>COUNTY TOTAL</b>	<b>1,562</b>	<b>4,043</b>	<b>7,979</b>	<b>927</b>	<b>437</b>
<b><u>PROVIDENCE COUNTY</u></b>					
BURRILLVILLE	N/A	N/A	N/A	N/A	N/A
CENTRAL FALLS	N/A	N/A	N/A	N/A	N/A
CRANSTON	1,658	2,236	3,423	570	N/A
CUMBERLAND	N/A	N/A	N/A	N/A	N/A
EAST PROVIDENCE	N/A	N/A	N/A	N/A	N/A
FOSTER	20	88	53	11	173
GLOCESTER	45	249	175	25	N/A
JOHNSTON	795	2,020	4,328	635	N/A
LINCOLN	N/A	N/A	N/A	N/A	N/A
NORTH PROVIDENCE	N/A	N/A	N/A	N/A	N/A
NORTH SMITHFIELD	N/A	N/A	N/A	N/A	N/A
PAWTUCKET	N/A	N/A	N/A	N/A	N/A
PROVIDENCE *	568	1,967	3,475	3,018	N/A
SCITUATE	77	205	208	42	N/A
SMITHFIELD	N/A	N/A	N/A	N/A	N/A
WOONSOCKET	N/A	N/A	N/A	N/A	N/A
<b>COUNTY TOTAL</b>	<b>3,417</b>	<b>7,624</b>	<b>12,577</b>	<b>4,465</b>	<b>173</b>
<b><u>WASHINGTON COUNTY</u></b>					
CHARLESTOWN	41	147	124	20	165
EXETER	18	109	134	21	N/A
HOPKINTON	11	98	71	20	N/A
NARRAGANSETT	196	550	710	93	N/A
NEW SHOREHAM	9	59	31	5	N/A
NORTH KINGSTOWN	256	860	916	165	N/A
RICHMOND	40	104	118	25	N/A
SOUTH KINGSTOWN	222	1,023	611	140	N/A
WESTERLY	115	461	599	86	N/A
<b>COUNTY TOTAL</b>	<b>652</b>	<b>2,551</b>	<b>2,398</b>	<b>410</b>	<b>165</b>
<b>STATE TOTALS</b>	<b>5,633</b>	<b>14,219</b>	<b>22,955</b>	<b>5,803</b>	<b>775</b>

\* Providence is split between Congressional Dist. #1 and Congressional Dist. #2

**RI STATEWIDE PRIMARY**  
**September 12, 2000**

<b>STATE SENATE ELECTION RESULTS by SENATE DISTRICT</b>				
<i>District Number</i>	<i>Democratic Primary</i>		<i>Republican Primary</i>	
	<b>CANDIDATE</b>	<b>VOTES</b>	<b>CANDIDATE</b>	<b>VOTES</b>
<u>District 1</u>	Maryellen GOODWIN	1,043		
<u>District 2</u>	John M. RONEY	943		
<u>District 3</u>	Rhoda E. PERRY	1,981		
<u>District 4</u>	Dominick J. RUGGERIO	970		
<u>District 5</u>	Catherine E. GRAZIANO	2,781		
<u>District 6</u>	V. Susan SOSNOWSKI	1,140		
<u>District 7</u>	David V. IGLIOZZI	1,579		
<u>District 8</u>	Frank T. CAPRIO	946		
<u>District 9</u>	Charles D. WALTON	1,014		
<u>District 10</u>	Juan M. PICHARDO	1,186		
	Robert T. KELLS	1,280		
<u>District 11</u>	Elizabeth H. ROBERTS	1,331		
<u>District 12</u>	Hanna M. GALLO	1,453		
<u>District 13</u>	Thomas J. IZZO	1,363		
<u>District 14</u>	Aram G. GARABEDIAN	1,560		
	John J. CASEY	747		
<u>District 15</u>	Barbara K. GAUTIERI	716	Edward J. LAWRENCE	5
	James M. DONELAN	1,608		
<u>District 16</u>	Michael J. McCAFFREY	1,786	Saleh SHAHID	13
<u>District 17</u>	William A. WALASKA	1,704		
<u>District 18</u>	John C. REVENS, JR.	1,466		
<u>District 19</u>	Stephen D. ALVES	832		
<u>District 20</u>	Leonidas P. RAPTAKIS	886		
<u>District 21</u>	Frank R. PALIN	549		
	Michael G. REEVES	736		
<u>District 22</u>	J. Michael LENIHAN	1,281	S.G. PAYNE	425
<u>District 23</u>	James C. SHEEHAN	1,103		
<u>District 24</u>	Patrick T. McDONALD	1,421		
<u>District 25</u>	Donna M. WALSH	687	John O. MATSON	166

**RI STATEWIDE PRIMARY  
September 12, 2000**

<b>STATE SENATE ELECTION RESULTS by SENATE DISTRICT</b>				
<i>District Number</i>	<i>Democratic Primary</i>		<i>Republican Primary</i>	
	<b>CANDIDATE</b>	<b>VOTES</b>	<b>CANDIDATE</b>	<b>VOTES</b>
<u>District 27</u>	Paul W. FOGARTY	601		
<u>District 28</u>	Joseph M. POLISENA	3,395		
	William P. TOCCO, JR.	2,742		
<u>District 29</u>	John J. TASSONI, JR.	718	Michael J. FLYNN	162
<u>District 30</u>	Paul S. KELLY	619		
<u>District 31</u>	Marc A. COTE	531		
<u>District 32</u>	Roger BADEAU	758		
<u>District 33</u>	Daniel P. CONNORS	3,422		
<u>District 34</u>	Brian M. HUNTER	1,661	Arthur H. FLETCHER	638
	James B. SPOONER	331		
	Robert D. OSTER	1,048		
<u>District 35</u>	Daniel J. ISSA	832		
<u>District 36</u>	John A. CELONA	4,856		
<u>District 37</u>	Joseph A. MONTALBANO	1,672		
<u>District 38</u>	John F. McBURNEY, III	865		
<u>District 39</u>	William V. IRONS	1,073		
<u>District 40</u>	Thomas R. CODERRE	881		
<u>District 41</u>			Kevin A. BREENE	217
<u>District 42</u>	Daniel DaPONTE	1,196		
<u>District 43</u>	Michael J. DAMIANI	948		
<u>District 45</u>	Thomas E. SKUBA	733		
<u>District 46</u>	Walter S. FELAG, JR.	747		
<u>District 47</u>	William ENOS	738		
<u>District 48</u>	Steven C. ATEN	516		
<u>District 49</u>	M. Teresa PAIVA-WEED	565		
<u>District 50</u>	J. Clement CICILLINE	667		

**RI STATEWIDE PRIMARY  
September 12, 2000**

**STATE REPRESENTATIVE ELECTION RESULTS by  
REPRESENTATIVE DISTRICT**

<i>District Number</i>	<i>Democratic Primary</i>		<i>Republican Primary</i>	
	<b>CANDIDATE</b>	<b>VOTES</b>	<b>CANDIDATE</b>	<b>VOTES</b>
<u>District 1</u>	John J. McCAULEY, JR.	403		
<u>District 2</u>	Paul E. MOURA	483		
<u>District 3</u>	Edith H. AJELLO	380		
<u>District 4</u>	David N. CICILLINE	1236		
<u>District 5</u>	Gordon D. FOX	794		
	Shannon M. DONAHUE	230		
<u>District 6</u>	John J. DeSIMONE	786		
<u>District 7</u>	Joanne M. GIANNINI	996		
<u>District 8</u>	Thomas A. PALANGIO	529		
<u>District 9</u>	Anastasia P. WILLIAMS	459		
	Barbara THURMAN	219		
<u>District 10</u>	Peter N. WASYLYK	1044		
<u>District 11</u>	Bambilyn Breece CAMBIO	1707		
<u>District 12</u>	Steven F. SMITH	722		
<u>District 13</u>	Charlene LIMA	652		
<u>District 14</u>	Steven M. COSTANTINO	509		
<u>District 15</u>	Mary Ann F. CARROLL	373		
<u>District 16</u>	Brian Patrick KENNEDY	226	Marjorie N. REKOWSKI	21
<u>District 17</u>	Thomas C. SLATER	862		
<u>District 18</u>	Leon F. TEJADA	644		
	Marsha E. CARPENTER	555		
<u>District 19</u>	Aisha W. ABDULLAH-ODIASE	320		
	Allene R. MAYNARD	303		
<u>District 20</u>	Gonzalo CUERVO	404		
<u>District 21</u>	Joseph S. ALMEIDA	430		
	Michael S. PISATURO	541		
<u>District 22</u>	Beatrice A. LANZI	721		

**RI STATEWIDE PRIMARY**  
**September 12, 2000**

**STATE REPRESENTATIVE ELECTION RESULTS by**  
**REPRESENTATIVE DISTRICT**

<i>District Number</i>	<i>Democratic Primary</i>		<i>Republican Primary</i>	
	<b>CANDIDATE</b>	<b>VOTES</b>	<b>CANDIDATE</b>	<b>VOTES</b>
<u>District 24</u>	Frank A. MONTANARO	715		
<u>District 25</u>	Jerry BLAU	154		
	Peter G. PALUMBO	626		
<u>District 26</u>	Robert B. JACQUARD	815		
<u>District 27</u>	John S. SIMONIAN	703		
<u>District 28</u>	Nancy HETHERINGTON	912		
<u>District 29</u>	Joseph McNAMARA	1095		
<u>District 30</u>	Paul V. SHERLOCK	843		
<u>District 31</u>	Myrna GEORGE	527		
<u>District 32</u>	Eileen Slattery NAUGHTON	871	Philip J. DePAOLO	6
<u>District 33</u>	Peter T. GINAITT	820		
<u>District 34</u>	Robert E. FLAHERTY	939		
<u>District 35</u>	Denise C. AIKEN	626		
<u>District 36</u>	Russell BRAMLEY	716		
<u>District 37</u>	H. Norman KNICKLE	705		
<u>District 38</u>	Timothy A. WILLIAMSON	271		
<u>District 39</u>	William J. MURPHY	486		
<u>District 40</u>	Robert E. RAINVILLE	433		
	Thomas K. JONES	125		
<u>District 41</u>	Edward S. INMAN, III	615		
	Vincent J. DuBREUIL	119		
<u>District 42</u>	Stephen J. ANDERSON	447		
<u>District 43</u>			Robert A. WATSON	415
<u>District 44</u>	Suzanne M. HENSELER	576		
<u>District 45</u>	Louis F. WARD	210		
	Melvoid J. BENSON	715		
<u>District 46</u>	Kenneth CARTER	416		
<u>District 47</u>	David A. CAPRIO	730		



**RI STATEWIDE PRIMARY  
September 12, 2000**

**STATE REPRESENTATIVE ELECTION RESULTS by  
REPRESENTATIVE DISTRICT**

<i>District Number</i>	<i>Democratic Primary</i>		<i>Republican Primary</i>	
	<b>CANDIDATE</b>	<b>VOTES</b>	<b>CANDIDATE</b>	<b>VOTES</b>
<u>District 48</u>	Donald J. LALLY, JR.	695		
<u>District 49</u>	John Patrick SHANLEY, JR.	616		
<u>District 50</u>	John J. THOMPSON	417		
<u>District 51</u>	Peter L. LEWISS	507		
<u>District 52</u>	Kenneth L. FERNSTROM	340		
<u>District 53</u>	Earl BAGLEY, III	358	Nicholas GORHAM	212
<u>District 54</u>	Carol A. COSTA	391		
<u>District 55</u>	Edward T. CARDILLO, JR.	697		
	Joseph ACCIARDO	949		
	Mary CERRA	1503		
<u>District 56</u>	Joseph J. VOCCOLA	1899		
	Katherine C. LISI	830		
<u>District 57</u>	Gary M. HOGAN	441	Philip G. HIRONS, JR.	75
			Timothy V. BUONO	32
<u>District 58</u>	Rene R. MENARD	1450		
<u>District 59</u>	Edward J. SLATTERY	487	Danielle D. FOSTER	371
	John Douglas BARR, II	726		
<u>District 60</u>	Kevin J. MITCHELL	215		
<u>District 61</u>	Robert B. LOWE	256		
<u>District 62</u>	Barbara C. BURLINGAME	268		
<u>District 63</u>	Gerard M. MARTINEAU	339		
<u>District 64</u>	Todd R. BRIEN	336		
<u>District 65</u>	Ronald C. MUNSCHY	166		
<u>District 66</u>	Roger A. PICARD	253		
<u>District 67</u>	Charles D. WILK	937		
	Donald O. REILLY, JR.	1544		
<u>District 68</u>	David S. IWUC	1898		
<u>District 69</u>	Thomas J. WINFIELD	408	Richard J. MANDEVILLE	97

**RI STATEWIDE PRIMARY  
September 12, 2000**

**STATE REPRESENTATIVE ELECTION RESULTS by  
REPRESENTATIVE DISTRICT**

<i>District Number</i>	<i>Democratic Primary</i>		<i>Republican Primary</i>	
	<b>CANDIDATE</b>	<b>VOTES</b>	<b>CANDIDATE</b>	<b>VOTES</b>
<u>District 70</u>	Gregory J. SCHADONE	1943		
<u>District 71</u>	Arthur J. CORVESE	2209		
<u>District 72</u>	Joseph L. FARIA	250		
	Maurice M. CASTO, JR.	88		
<u>District 73</u>	Joseph P. MORAN, III	539		
<u>District 74</u>	William D. VIEIRA, SR.	641		
<u>District 75</u>	William SAN BENTO, JR.	323		
<u>District 76</u>	John B. HARWOOD	455		
<u>District 77</u>	Mabel M. ANDERSON	638		
<u>District 78</u>	Elaine A. CODERRE	361		
<u>District 79</u>	Antonio J. PIRES	525		
<u>District 80</u>	Peter F. KILMARTIN	569		
<u>District 81</u>	Eugene F. GARVEY	645	Martha A. STAMP	134
<u>District 82</u>	Elizabeth M. DENNIGAN	611		
<u>District 83</u>	Brian G. COOGAN	602		
	Maria J. LOPES	560		
<u>District 84</u>	Henry C. ROSE	560		
<u>District 85</u>	Raymond C. COELHO	418		
<u>District 86</u>	Robert D. SULLIVAN	435		
<u>District 87</u>	Mary A. GASBARRO	417		
<u>District 88</u>	May C. GRANT	427		
<u>District 89</u>	Jan MALIK	398		
<u>District 90</u>	Fausto C. ANGUILLA	605		
	Stephen W. ROBINSON	502		
<u>District 91</u>	Raymond E. GALLISON, JR.	282		
<u>District 92</u>	Robert Thomas OLIVEIRA	302		
<u>District 93</u>	Charles J. LEVESQUE	279		
<u>District 94</u>	Michael B. FORTE, JR.	332		

**RI STATEWIDE PRIMARY**  
**September 12, 2000**

**STATE REPRESENTATIVE ELECTION RESULTS by**  
**REPRESENTATIVE DISTRICT**

<i>District Number</i>	<i>Democratic Primary</i>		<i>Republican Primary</i>	
	<b>CANDIDATE</b>	<b>VOTES</b>	<b>CANDIDATE</b>	<b>VOTES</b>
<u>District 95</u>	John W. GRISHAM	170		
<u>District 96</u>	John H. MAHER	235		
<u>District 97</u>	Maxine B. SHAVERS	249		
<u>District 98</u>	George R. LEVESQUE	413		
<u>District 100</u>	Paul W. CROWLEY	326		

**RI STATEWIDE PRIMARY**  
**September 12, 2000**

**SENATE DISTRICT COMMITTEES - DEMOCRAT**

<i><b>DISTRICT</b></i>	<i><b>CANDIDATE</b></i>	<i><b>VOTES</b></i>
<b>9</b>	Robin LOPES	716
	Stephanie M. CRUZ	713
	Pedro J. ESPINAL	641
	Jean WIGGINS	564
	Ingrid M. HINOJOSA	520
	Philip N. MILLER	472
	John A. MONK	391
<b>10</b>	Kathleen KELLS	1,327
	Wilbur W. JENNINGS, JR.	1,102
	Scott A. SLATER	1,060
	Marilyn CEPEDA	1,054
	Thomas A. FOLEY	1,003
	Wilma HOLLAND	933
	Carlos D. MATOS	872
<b>14</b>	Norma E. DeCESARE	1,245
	Louis A. SASSO	1,235
	Karen A. McQUADE	1,100
	Eleanor A. JACKSON	1,092
	Frank GAGLIONE	1,006
	Francis R. STONE	931
	Martin DITTELMAN	854
	Robert M. ZARCARO	733
	Robert W. McCLANAGHAN	649
	Charlotte A. BECHER	606
	Donald W. DEVANEY	576
	Ross FEINBERG	533
Frank X. PINHEIRO	461	
<b>15</b>	Barbara E. TURBITT	1,381
	Pauline E. COLE	1,304
	Alana BURKE	1,238
	Edward T. JOHNSON	1,209
	Patrick PAOLOZZI	1,152
	Richard H. GAUTIERI	989
<b>28</b>	Peggy Sue VENDITELLI	2,804
	Giovanni D. CONTI, II	2,526
	Joseph C. CASALI	2,519
	Gregory DIPAULO	2,352
	John C. GIARRUSSO	2,346

**RI STATEWIDE PRIMARY**  
**September 12, 2000**

**SENATE DISTRICT COMMITTEES - DEMOCRAT**

<i><b>DISTRICT</b></i>	<i><b>CANDIDATE</b></i>	<i><b>VOTES</b></i>
<b>28</b> <b>(cont'd)</b>	Milan T. AZAR	2,186
	Peter SUSI	2,053
<b>34</b>	Edward J. SLATTERY	1,579
	James B. SPOONER	1,575
	Robert J. CONNELLY, JR.	1,503
	Louis E. AZAR	1,360
	John A. LUCAS	1,356
	William A. LEWIS	1,288
	Christine M. BACKNER	1,322
	Leo J. WAGNER	1,300
<b>35</b>	Daniel J. ISSA	823
	Elizabeth A. CROWLEY	593
	Lee M. MATTHEWS	550
	Louis PAQUETTE, JR.	435
	Robert A. FERRI	419
	Rita ZACHARIE	404
	Anthony GOES	376
	Joseph M. TRAVERS, JR.	354
	Donald J. HOULE	337
	Rene E. ALLARD	311
	Leo LECLERC	306
	Ronald A. ROBICHAUD, JR.	272
	Colleen P. ALLARD-BEAULIEU	225
	Elaine PARTRIDGE	217
	Casey ANDRADE	210
Simone A. BARZYKOWSKI	198	
Daniel J. BARZYKOWSKI	187	

**RI STATEWIDE PRIMARY  
September 12, 2000**

**REPRESENTATIVE DISTRICT COMMITTEES - DEMOCRAT**

<i><b>DISTRICT</b></i>	<i><b>CANDIDATE</b></i>	<i><b>VOTES</b></i>
<b>45</b>	Meivoid J. BENSON	699
	Sanford H. TULLY	426
	Jeffrey E. DelGIGANTE	365
	Louis F. WARD	324
	Mary Ellen WARD	284
<b>55</b>	Richard J. DELFINO, JR.	1,606
	Derek R. LaFAZIA	1,293
	Peggy Sue VENDITELLI	1,281
	Janice D. MELE	1,278
<b>68</b>	Timothy S. IWUC	1,365
	Robert J. GARON	1,177
	Michael L. KINCH	1,153
	Rosa M. IWUC	1,106
	Matthew J. GANNON	996
<b>72</b>	Joseph L. FARIA	225
	Lee M. MATTHEWS	190
	Thomas LAZIEH	151
	Barbara J. GAGNE	108
	Donald J. HOULE	102
	Joseph M. TRAVERS, JR.	83
	Daniel J. BARZYKOWSKI	63
	Simone A. BARZYKOWSKI	59
	Elaine PARTRIDGE	53
Dennis PARTRIDGE	21	

**RI STATEWIDE PRIMARY**  
**September 12, 2000**

**REPRESENTATIVE DISTRICT COMMITTEES - DEMOCRAT**

<b><i>DISTRICT</i></b>	<b><i>CANDIDATE</i></b>	<b><i>VOTES</i></b>
<b>73</b>	Joseph P. MORAN, III.	404
	Bruce M. CORRIGAN	303
	Elizabeth A. CROWLEY	278
	Rita T. MANLEY	272
	Robert E. BRADLEY, JR.	266
	James V. GILLAN	258
	Jason R. LEGER	241
	Rene E. ALLARD	220
	Ronald A. ROBICHAUD, JR.	198
	Leo LECLERC	180
	Casey ANDRADE	140
	Colleen P. ALLARD-BEAULIEU	127
<b>90</b>	Kathleen D. BAZINET	605
	Stephen W. ROBINSON	605
	Jerome A. SQUATRITO, JR.	563
	Joseph M. CORTELLESSA	527
	Elizabeth C. ROBINSON	505
	John E. FARIA	499
	Frank R. CAMERA	484
	Raymond FARIA	369


**RI STATEWIDE PRIMARY  
September 12, 2000**

**VOTER TURNOUT by COMMUNITY**

<i>COMMUNITY</i>	<i>ELIGIBLE VOTERS</i>	<i>VOTES CAST</i>	<i>% TURNOUT</i>	<i>DEMOCRAT VOTES CAST</i>	<i>REPUBLICAN VOTES CAST</i>
BARRINGTON	12,970	1,010	7.79%	1,010	N/A
BRISTOL	13,286	1,544	11.62%	1,544	N/A
BURRILLVILLE	9,427	527	5.59%	527	N/A
CENTRAL FALLS	6,429	1,006	15.65%	1,006	N/A
CHARLESTOWN	5,435	669	12.31%	335	334
COVENTRY	20,799	2,082	10.01%	2,082	N/A
CRANSTON	50,893	8,072	15.86%	8,072	N/A
CUMBERLAND	19,575	7,247	37.02%	7,247	N/A
EAST GREENWICH	9,483	1,594	16.81%	831	763
EAST PROVIDENCE	28,710	4,179	14.56%	4,179	N/A
EXETER	3,852	283	7.35%	283	N/A
FOSTER	2,571	499	19.41%	172	327
GLOCESTER	6,385	496	7.77%	496	N/A
HOPKINTON	4,755	200	4.21%	200	N/A
JAMESTOWN	4,229	470	11.11%	470	N/A
JOHNSTON	20,711	8,350	40.32%	8,350	N/A
LINCOLN	14,635	3,434	23.46%	2,405	1,029
LITTLE COMPTON	2,724	234	8.59%	234	N/A
MIDDLETOWN	9,377	775	8.26%	775	N/A
NARRAGANSETT	11,705	1,557	13.30%	1,557	N/A
NEW SHOREHAM	1,434	105	7.32%	105	N/A
NEWPORT	16,870	1,272	7.54%	1,272	N/A
NORTH KINGSTOWN	18,391	2,214	12.04%	2,214	N/A
NORTH PROVIDENCE	25,406	9,392	36.97%	9,392	N/A
NORTH SMITHFIELD	7,634	512	6.71%	512	N/A
PAWTUCKET	36,077	4,850	13.44%	4,850	N/A
PORTSMOUTH	12,299	873	7.10%	873	N/A
PROVIDENCE	86,302	14,127	16.37%	14,127	N/A
RICHMOND	4,346	288	6.63%	288	N/A
SCITUATE	6,767	533	7.88%	533	N/A
SMITHFIELD	13,414	1,266	9.44%	1,052	214
SOUTH KINGSTOWN	16,726	2,007	12.00%	2,007	N/A
TIVERTON	9,312	634	6.81%	634	N/A
WARREN	6,747	617	9.14%	617	N/A
WARWICK	59,598	9,948	16.69%	9,913	35
WEST GREENWICH	3,263	206	6.31%	206	N/A
WEST WARWICK	16,662	1,619	9.72%	1,619	N/A
WESTERLY	15,083	1,349	8.94%	1,349	N/A
WOONSOCKET	20,018	1,649	8.24%	1,649	N/A
<b>STATE TOTALS</b>	<b>634,300</b>	<b>97,689</b>	<b>15.40%</b>	<b>94,987</b>	<b>2,702</b>


N/A=No Republican primary in these communities





# **RHODE ISLAND GENERAL ELECTION**

**November 7, 2000**



**RI GENERAL ELECTION  
November 7, 2000**

**Total Votes Cast for Presidential Electors**

**BUSH / CHENEY (REPUBLICAN)**

<i>ELECTORS</i>	<i>TOTAL VOTES</i>
James S. Bennett M'liss Crotty Chapman Leona Kelley Eileen Slocum	130,555

**GORE / LIEBERMAN (DEMOCRAT)**

<i>ELECTORS</i>	<i>TOTAL VOTES</i>
Joyce E. Caprio Donald R. Sweitzer Mark S. Weiner Susan Weiner	249,508

**BUCHANAN / FOSTER (REFORM)**

<i>ELECTORS</i>	<i>TOTAL VOTES</i>
George Robert Bedford Mark Steven Berardo Timothy L. Miller Victor G. Moffitt	2,273

**HAGELIN / GOLDHABER (NATURAL LAW)**

<i>ELECTORS</i>	<i>TOTAL VOTES</i>
Craig W. Kasparck Donald W. Lovejoy Stephanie Rivera Cynthia R. Studley	271

**MOOREHEAD / LA RIVA (WORKERS WORLD)**

<i>ELECTORS</i>	<i>TOTAL VOTES</i>
William J. Bateman Michael L. Shaw	199

**BROWNE / OLIVIER (LIBERTARIAN)**

<i>ELECTORS</i>	<i>TOTAL VOTES</i>
David B. Bibeault Elizabeth Cavanaugh Daniel S. Harrop, III	742

**RI GENERAL ELECTION  
November 7, 2000**

Total Votes Cast for Presidential Electors continued:

**NADER / LaDUKE (GREEN)**

<i>ELECTORS</i>	<i>TOTAL VOTES</i>
Greg Gerritt Alicia G. Karpick Timothy L. McKee Richard J. Walton	25,052

**McREYNOLDS / HOLLIS (SOCIALIST)**

<i>ELECTORS</i>	<i>TOTAL VOTES</i>
John P. Gallagher Norma J. Goldberg Stacey M. Gottlieb Richard P. VanWie	52

**HARRIS / TROWE (SOCIALIST WORKERS)**

<i>ELECTORS</i>	<i>TOTAL VOTES</i>
Paul Hubbard	34

**PHILLIPS / FRAZIER (CONSTITUTION)**

<i>ELECTORS</i>	<i>TOTAL VOTES</i>
Joseph J. Dalesio Clinton T. Day Patricia M. Manning Argentina M. Morra	97

This page intentionally left blank.

**RI GENERAL ELECTION  
November 7, 2000**

**PRESIDENTIAL ELECTION RESULTS by COMMUNITY**

<b>COMMUNITY</b>	<b>George W. BUSH (REP)</b>	<b>Al GORE (DEM)</b>	<b>Pat BUCHANAN (REF)</b>	<b>John HAGELIN (NLP)</b>	<b>Monica MOOREHEAD (WWP)</b>	<b>Harry BROWNE (LIB)</b>	<b>Ralph NADER (GP)</b>	<b>David McREYNOLDS (SOC)</b>	<b>James HARRIS (SWP)</b>	<b>Howard PHILLIPS (CON)</b>
Barrington	3,864	4,585	39	8	1	16	556	0	0	2
Bristol	3,065	5,914	54	6	4	15	459	0	0	2
Burrillville	2,228	3,211	48	6	5	16	354	1	0	1
Central Falls	611	2,750	16	3	4	2	91	0	1	0
Charlestown	1,456	1,780	14	4	1	9	359	1	0	1
Coventry	5,111	8,415	113	7	3	29	807	3	0	0
Cranston	10,420	21,204	182	20	15	49	1,701	6	3	8
Cumberland	5,129	8,521	78	4	6	21	776	1	1	1
East Greenwich	3,039	2,961	27	1	3	21	414	0	0	2
East Providence	5,072	13,033	100	13	11	21	1,011	1	3	3
Exeter	1,097	1,298	15	3	4	6	235	0	0	0
Foster	827	1,049	8	3	1	5	188	0	0	0
Glocester	1,765	2,167	35	4	2	4	317	0	0	3
Hopkinton	1,274	1,575	23	5	5	12	237	0	0	2
Jamestown	1,224	1,789	13	4	0	11	304	0	0	2
Johnston	4,054	9,013	81	4	3	15	493	1	1	1
Lincoln	3,850	5,733	58	2	1	11	572	0	0	2
Little Compton	930	987	16	3	3	5	174	0	0	0
Middletown	2,794	3,825	29	2	6	16	405	1	1	0
Narragansett	2,753	4,447	25	3	1	18	758	0	0	2
New Shoreham	320	594	4	3	3	3	107	1	1	0
Newport	3,312	5,833	33	6	5	27	673	1	0	2
North Kingstown	5,385	6,461	65	15	6	30	953	1	0	6
North Providence	4,015	10,190	89	6	9	17	631	1	1	2
North Smithfield	2,054	2,956	29	0	2	8	329	0	1	4
Pawtucket	4,598	15,429	160	16	17	31	1,142	0	1	3
Portsmouth	3,703	4,549	31	8	5	20	509	0	0	1
Providence	7,669	31,979	211	38	28	88	3,364	12	11	10
Richmond	1,125	1,591	13	4	1	15	274	0	0	2

Presidential Election Results Continued:

**RI GENERAL ELECTION  
November 7, 2000**

<b>COMMUNITY</b>	<b>George W. BUSH (REP)</b>	<b>Al GORE (DEM)</b>	<b>Pat BUCHANAN (REF)</b>	<b>John HAGELIN (NLP)</b>	<b>Monica MOOREHEAD (WWP)</b>	<b>Harry BROWNE (LIB)</b>	<b>Ralph NADER (GP)</b>	<b>David McREYNOLDS (SOC)</b>	<b>James HARRIS (SWP)</b>	<b>Howard PHILLIPS (CON)</b>
Scituate	2,346	2,340	34	3	1	10	336	1	0	2
Smithfield	3,433	5,000	50	3	4	17	552	0	0	2
South Kingstown	4,050	6,290	38	10	0	23	1,404	3	1	3
Tiverton	2,295	3,807	36	8	2	17	362	2	2	3
Warren	1,446	2,925	14	2	1	5	268	1	0	0
Warwick	12,741	23,948	263	28	15	61	2,283	11	0	8
West Greenwich	1,035	1,140	8	1	2	4	171	0	0	2
West Warwick	3,365	6,801	69	3	7	20	465	0	2	5
Westerly	3,793	5,524	60	4	3	20	523	1	1	4
Woonsocket	3,307	7,894	92	8	9	24	495	2	3	6
<b>STATE TOTALS</b>	<b>130,555</b>	<b>249,508</b>	<b>2,273</b>	<b>271</b>	<b>199</b>	<b>742</b>	<b>25,052</b>	<b>52</b>	<b>34</b>	<b>97</b>



**RI GENERAL ELECTION  
November 7, 2000**

**PRESIDENTIAL ELECTION RESULTS by COUNTY**

<b>COMMUNITY</b>	<b>George W. BUSH (REP)</b>	<b>Al GORE (DEM)</b>	<b>Pat BUCHANAN (REF)</b>	<b>John HAGELIN (NLP)</b>	<b>Monica MOOREHEAD (WWP)</b>	<b>Harry BROWNE (LIB)</b>	<b>Ralph NADER (GP)</b>	<b>David McREYNOLDS (SOC)</b>	<b>James HARRIS (SWP)</b>	<b>Howard PHILLIPS (CON)</b>
<b>BRISTOL COUNTY</b>										
BARRINGTON	3,864	4,585	39	8	1	16	556	0	0	2
BRISTOL	3,065	5,914	54	6	4	15	459	0	0	2
WARREN	1,446	2,925	14	2	1	5	268	1	0	0
<b>COUNTY TOTAL</b>	<b>8,375</b>	<b>13,424</b>	<b>107</b>	<b>16</b>	<b>6</b>	<b>36</b>	<b>1,283</b>	<b>1</b>	<b>0</b>	<b>4</b>
<b>KENT COUNTY</b>										
COVENTRY	5,111	8,415	113	7	3	29	807	3	0	0
EAST GREENWICH	3,039	2,961	27	1	3	21	414	0	0	2
WARWICK	12,741	23,948	263	28	15	61	2,283	11	0	8
WEST GREENWICH	1,035	1,140	8	1	2	4	171	0	0	2
WEST WARWICK	3,365	6,801	69	3	7	20	465	0	2	5
<b>COUNTY TOTAL</b>	<b>25,291</b>	<b>43,265</b>	<b>480</b>	<b>40</b>	<b>30</b>	<b>135</b>	<b>4,140</b>	<b>14</b>	<b>2</b>	<b>17</b>
<b>NEWPORT COUNTY</b>										
JAMESTOWN	1,224	1,789	13	4	0	11	304	0	0	2
LITTLE COMPTON	930	987	16	3	3	5	174	0	0	0
MIDDLETOWN	2,794	3,825	29	2	6	16	405	1	1	0
NEWPORT	3,312	5,833	33	6	5	27	673	1	0	2
PORTSMOUTH	3,703	4,549	31	8	5	20	509	0	0	1
TIVERTON	2,295	3,807	36	8	2	17	362	2	2	3
<b>COUNTY TOTAL</b>	<b>14,258</b>	<b>20,790</b>	<b>158</b>	<b>31</b>	<b>21</b>	<b>96</b>	<b>2,427</b>	<b>4</b>	<b>3</b>	<b>8</b>
<b>PROVIDENCE COUNTY</b>										
BURRILLVILLE	2,228	3,211	48	6	5	16	354	1	0	1
CENTRAL FALLS	611	2,750	16	3	4	2	91	-	1	0
CRANSTON	10,420	21,204	182	20	15	49	1,701	6	3	8
CUMBERLAND	5,129	8,521	78	4	6	21	776	1	1	1
EAST PROVIDENCE	5,072	13,033	100	13	11	21	1,011	1	3	3
FOSTER	827	1,049	8	3	1	5	188	0	0	0
GLOCESTER	1,765	2,167	35	4	2	4	317	0	0	3
JOHNSTON	4,054	9,013	81	4	3	15	493	1	1	1
LINCOLN	3,850	5,733	58	2	1	11	572	0	0	2
NORTH PROVIDENCE	4,015	10,190	89	6	9	17	631	1	1	2
NORTH SMITHFIELD	2,054	2,956	29	0	2	8	329	0	1	4

**RI GENERAL ELECTION  
November 7, 2000**

<b>COMMUNITY</b>	<b>George W. BUSH (REP)</b>	<b>Al GORE (DEM)</b>	<b>Pat BUCHANAN (REF)</b>	<b>John HAGELIN (NLP)</b>	<b>Monica MOOREHEAD (WWP)</b>	<b>Harry BROWNE (LIB)</b>	<b>Ralph NADER (GP)</b>	<b>David McREYNOLDS (SOC)</b>	<b>James HARRIS (SWP)</b>	<b>Howard PHILLIPS (CON)</b>
<b>(PROV. COUNTY CONT'D)</b>										
PAWTUCKET	4,598	15,429	160	16	17	31	1,142	0	1	3
PROVIDENCE	7,669	31,979	211	38	28	88	3,364	12	11	10
SCITUATE	2,346	2,340	34	3	1	10	336	1	0	2
SMITHFIELD	3,433	5,000	50	3	4	17	552	0	0	2
WOONSOCKET	3,307	7,894	92	8	9	24	495	2	3	6
<b>COUNTY TOTAL</b>	<b>61,378</b>	<b>142,469</b>	<b>1,271</b>	<b>133</b>	<b>118</b>	<b>339</b>	<b>12,352</b>	<b>26</b>	<b>26</b>	<b>48</b>
<b>WASHINGTON COUNTY</b>										
CHARLESTOWN	1,456	1,780	14	4	1	9	359	1	0	1
EXETER	1,097	1,298	15	3	4	6	235	0	0	0
HOPKINTON	1,274	1,575	23	5	5	12	237	0	0	2
NARRAGANSETT	2,753	4,447	25	3	1	18	758	0	0	2
NEW SHOREHAM	320	594	4	3	3	3	107	1	1	0
NORTH KINGSTOWN	5,385	6,461	65	15	6	30	953	1	0	6
RICHMOND	1,125	1,591	13	4	1	15	274	0	0	2
SOUTH KINGSTOWN	4,050	6,290	38	10	0	23	1,404	3	1	3
WESTERLY	3,793	5,524	60	4	3	20	523	1	1	4
<b>COUNTY TOTAL</b>	<b>21,253</b>	<b>29,560</b>	<b>257</b>	<b>51</b>	<b>24</b>	<b>136</b>	<b>4,850</b>	<b>7</b>	<b>3</b>	<b>20</b>
<b>STATE TOTALS</b>	<b>130,555</b>	<b>249,508</b>	<b>2,273</b>	<b>271</b>	<b>199</b>	<b>742</b>	<b>25,052</b>	<b>52</b>	<b>34</b>	<b>97</b>

**RI GENERAL ELECTION  
November 7, 2000**

**TOTAL VOTES CAST for FEDERAL OFFICES**

**US SENATE ELECTION RESULTS by COMMUNITY**

<b>COMMUNITY</b>	<b>Lincoln D. CHAFEE (REP)</b>	<b>Robert A. WEYGAND (DEM)</b>	<b>Christopher YOUNG (REF)</b>	<b>Kenneth P. PROULX (IND)</b>
Barrington	5,984	2,543	74	60
Bristol	5,068	3,764	67	102
Burrillville	3,469	2,023	79	84
Central Falls	1,231	1,875	23	28
Charlestown	2,275	1,130	47	42
Coventry	8,281	5,461	190	145
Cranston	18,227	13,952	329	245
Cumberland	8,107	5,803	134	116
East Greenwich	4,437	1,699	42	32
East Providence	8,787	9,450	168	149
Exeter	1,741	780	39	26
Foster	1,377	570	31	39
Glocester	2,595	1,453	57	63
Hopkinton	1,965	979	61	56
Jamestown	2,179	953	40	27
Johnston	6,828	6,280	144	104
Lincoln	6,243	3,577	98	74
Little Compton	1,417	607	27	14
Middletown	4,208	2,234	75	65
Narragansett	4,435	3,009	85	65
New Shoreham	692	287	18	8
Newport	5,511	3,435	81	92
North Kingstown	7,797	4,459	117	82
North Providence	7,488	6,857	129	118
North Smithfield	3,278	1,829	55	47
Pawtucket	9,963	9,812	247	204
Portsmouth	5,631	2,694	65	91
Providence	17,140	21,267	481	402
Richmond	1,798	999	38	34
Scituate	3,331	1,528	70	42
Smithfield	5,118	3,523	77	72
South Kingstown	6,867	4,090	126	120
Tiverton	3,727	2,384	61	98
Warren	2,485	1,856	42	68
Warwick	24,875	13,156	341	238
West Greenwich	1,554	667	34	22
West Warwick	5,567	4,610	112	118
Westerly	5,190	4,034	94	112
Woonsocket	5,722	5,394	109	131
<b>STATE TOTAL</b>	<b>222,588</b>	<b>161,023</b>	<b>4,107</b>	<b>3,635</b>

**RI GENERAL ELECTION  
November 7, 2000**

**US SENATE ELECTION RESULTS by COUNTY**

<i>COMMUNITY</i>	<i>Lincoln D. CHAFEE (REP)</i>	<i>Robert A. WEYGAND (DEM)</i>	<i>Christopher YOUNG (REF)</i>	<i>Kenneth P. PROULX (IND)</i>
<b>BRISTOL COUNTY</b>				
BARRINGTON	5,984	2,543	74	60
BRISTOL	5,068	3,764	67	102
WARREN	2,485	1,856	42	68
<b>COUNTY TOTAL</b>	<b>13,537</b>	<b>8,163</b>	<b>183</b>	<b>230</b>
<b>KENT COUNTY</b>				
COVENTRY	8,281	5,461	190	145
EAST GREENWICH	4,437	1,699	42	32
WARWICK	24,875	13,156	341	238
WEST GREENWICH	1,554	667	34	22
WEST WARWICK	5,567	4,610	112	118
<b>COUNTY TOTAL</b>	<b>44,714</b>	<b>25,593</b>	<b>719</b>	<b>555</b>
<b>NEWPORT COUNTY</b>				
JAMESTOWN	2,179	953	40	27
LITTLE COMPTON	1,417	607	27	14
MIDDLETOWN	4,208	2,234	75	65
NEWPORT	5,511	3,435	81	92
PORTSMOUTH	5,631	2,694	65	91
TIVERTON	3,727	2,384	61	98
<b>COUNTY TOTAL</b>	<b>22,673</b>	<b>12,307</b>	<b>349</b>	<b>387</b>
<b>PROVIDENCE COUNTY</b>				
BURRILLVILLE	3,469	2,023	79	84
CENTRAL FALLS	1,231	1,875	23	28
CRANSTON	18,227	13,952	329	245
CUMBERLAND	8,107	5,803	134	116
EAST PROVIDENCE	8,787	9,450	168	149
FOSTER	1,377	570	31	39
GLOCESTER	2,595	1,453	57	63
JOHNSTON	6,828	6,280	144	104
LINCOLN	6,243	3,577	98	74
NORTH PROVIDENCE	7,488	6,857	129	118
NORTH SMITHFIELD	3,278	1,829	55	47
PAWTUCKET	9,963	9,812	247	204
PROVIDENCE	17,140	21,267	481	402
SCITUATE	3,331	1,528	70	42
SMITHFIELD	5,118	3,523	77	72
WOONSOCKET	5,722	5,394	109	131
<b>COUNTY TOTAL</b>	<b>108,904</b>	<b>95,193</b>	<b>2,231</b>	<b>1,918</b>

**RI GENERAL ELECTION**

November 7, 2000

**US SENATE ELECTION RESULTS by COUNTY (continued)**

<i>COMMUNITY</i>	<i>Lincoln D. CHAFEE (REP)</i>	<i>Robert A. WEYGAND (DEM)</i>	<i>Christopher YOUNG (REF)</i>	<i>Kenneth P. PROULX (IND)</i>
<b>WASHINGTON COUNTY</b>				
CHARLESTOWN	2,275	1,130	47	42
EXETER	1,741	780	39	26
HOPKINTON	1,965	979	61	56
NARRAGANSETT	4,435	3,009	85	65
NEW SHOREHAM	692	287	18	8
NORTH KINGSTOWN	7,797	4,459	117	82
RICHMOND	1,798	999	38	34
SOUTH KINGSTOWN	6,867	4,090	126	120
WESTERLY	5,190	4,034	94	112
<b>COUNTY TOTAL</b>	<b>32,760</b>	<b>19,767</b>	<b>625</b>	<b>545</b>
<b>STATE TOTALS</b>	<b>222,588</b>	<b>161,023</b>	<b>4,107</b>	<b>3,635</b>

**This page intentionally left blank.**

**RI GENERAL ELECTION  
November 7, 2000**

**US CONGRESS DISTRICT 1 ELECTION RESULTS by COMMUNITY**

<i>COMMUNITY</i>	<i>Patrick J. KENNEDY (DEM)</i>	<i>Stephen CABRAL (REP)</i>
BARRINGTON	4,560	3,986
BRISTOL	5,882	3,039
BURRILLVILLE	3,698	1,924
CENTRAL FALLS	2,592	524
CUMBERLAND	8,910	5,044
EAST PROVIDENCE	12,755	5,554
JAMESTOWN	1,703	1,436
LINCOLN	6,036	3,817
LITTLE COMPTON	1,024	991
MIDDLETOWN	3,983	2,529
NEWPORT	5,885	3,128
NORTH PROVIDENCE	10,026	4,317
NORTH SMITHFIELD	3,420	1,725
PAWTUCKET	14,940	5,134
PORTSMOUTH	4,910	3,502
PROVIDENCE *	13,007	4,490
SMITHFIELD	4,968	3,714
TIVERTON	3,641	2,549
WARREN	2,813	1,551
WOONSOCKET	8,689	2,568
<b>DISTRICT TOTAL</b>	<b>123,442</b>	<b>61,522</b>

\* Providence is split between Congressional Dist. #1 and Congressional Dist. #2

**RI GENERAL ELECTION**  
**November 7, 2000**

**US CONGRESS DISTRICT 1 ELECTION RESULTS by COUNTY**

<i>COMMUNITY</i>	<i>Patrick J. KENNEDY (DEM)</i>	<i>Stephen CABRAL (REP)</i>
<b><u>BRISTOL COUNTY</u></b>		
BARRINGTON	4,560	3,986
BRISTOL	5,882	3,039
WARREN	2,813	1,551
<b>COUNTY TOTAL</b>	<b>13,255</b>	<b>8,576</b>
<b><u>NEWPORT COUNTY</u></b>		
JAMESTOWN	1,703	1,436
LITTLE COMPTON	1,024	991
MIDDLETOWN	3,983	2,529
NEWPORT	5,885	3,128
PORTSMOUTH	4,910	3,502
TIVERTON	3,641	2,549
<b>COUNTY TOTAL</b>	<b>21,146</b>	<b>14,135</b>
<b><u>PROVIDENCE COUNTY</u></b>		
BURRILLVILLE	3,698	1,924
CENTRAL FALLS	2,592	524
CRANSTON	N/A	N/A
CUMBERLAND	8,910	5,044
EAST PROVIDENCE	12,755	5,554
FOSTER	N/A	N/A
GLOCESTER	N/A	N/A
JOHNSTON	N/A	N/A
LINCOLN	6,036	3,817
NORTH PROVIDENCE	10,026	4,317
NORTH SMITHFIELD	3,420	1,725
PAWTUCKET	14,940	5,134
PROVIDENCE *	13,007	4,490
SCITUATE	N/A	N/A
SMITHFIELD	4,968	3,714
WOONSOCKET	8,689	2,568
<b>COUNTY TOTAL</b>	<b>89,041</b>	<b>38,811</b>
<b>STATE TOTAL</b>	<b>123,442</b>	<b>61,522</b>

\* Providence is split between Congressional Dist. #1 and Congressional Dist. #2



**RI GENERAL ELECTION  
November 7, 2000**

**US CONGRESS DISTRICT 2 ELECTION RESULTS by COMMUNITY**

<i>COMMUNITY</i>	<i>Robert G. TINGLE (REP)</i>	<i>James R. LANGEVIN (DEM)</i>	<i>Dorman J. HAYES, JR (GP)</i>	<i>Rodney D. DRIVER (CEF)</i>
CHARLESTOWN	761	1,474	98	1,095
COVENTRY	2,072	8,539	305	2,871
CRANSTON	3,943	21,384	550	5,978
EAST GREENWICH	1,366	3,141	116	1,434
EXETER	482	1,155	53	844
FOSTER	414	1,005	78	468
GLOCESTER	787	2,225	111	953
HOPKINTON	672	1,353	101	860
JOHNSTON	1,205	9,214	174	2,259
NARRAGANSETT	984	4,086	251	2,042
NEW SHOREHAM	198	571	52	149
NORTH KINGSTOWN	2,099	6,320	364	3,416
PROVIDENCE *	1,375	16,575	570	2,453
RICHMOND	456	1,138	58	1,169
SCITUATE	1,197	2,509	109	1,059
SOUTH KINGSTOWN	1,646	4,983	485	3,815
WARWICK	4,811	25,003	612	7,398
WEST GREENWICH	414	1,052	41	720
WEST WARWICK	1,212	6,954	174	1,835
WESTERLY	1,838	5,124	234	1,807
<b>DISTRICT TOTAL</b>	<b>27,932</b>	<b>123,805</b>	<b>4,536</b>	<b>42,625</b>

\*Providence is split between Congressional Dist. #1 and Congressional Dist. #2

**RI GENERAL ELECTION**  
**November 7, 2000**

**US CONGRESS DISTRICT 2 ELECTION RESULTS by COUNTY**

<i>COMMUNITY</i>	<i>Robert G. TINGLE (REP)</i>	<i>James R. LANGEVIN (DEM)</i>	<i>Dorman J. HAYES, JR (GP)</i>	<i>Rodney D. DRIVER (CEF)</i>
<b>KENT COUNTY</b>				
COVENTRY	2,072	8,539	305	2,871
EAST GREENWICH	1,366	3,141	116	1,434
WARWICK	4,811	25,003	612	7,398
WEST GREENWICH	414	1,052	41	720
WEST WARWICK	1,212	6,954	174	1,835
<b>COUNTY TOTAL</b>	<b>9,875</b>	<b>44,689</b>	<b>1,248</b>	<b>14,258</b>
<b>PROVIDENCE COUNTY</b>				
BURRILLVILLE	N/A	N/A	N/A	N/A
CENTRAL FALLS	N/A	N/A	N/A	N/A
CRANSTON	3,943	21,384	550	5,978
CUMBERLAND	N/A	N/A	N/A	N/A
EAST PROVIDENCE	N/A	N/A	N/A	N/A
FOSTER	414	1,005	78	468
GLOCESTER	787	2,225	111	953
JOHNSTON	1,205	9,214	174	2,259
LINCOLN	N/A	N/A	N/A	N/A
NORTH PROVIDENCE	N/A	N/A	N/A	N/A
NORTH SMITHFIELD	N/A	N/A	N/A	N/A
PAWTUCKET	N/A	N/A	N/A	N/A
PROVIDENCE *	1,375	16,575	570	2,453
SCITUATE	1,197	2,509	109	1,059
SMITHFIELD	N/A	N/A	N/A	N/A
WOONSOCKET	N/A	N/A	N/A	N/A
<b>COUNTY TOTAL</b>	<b>8,921</b>	<b>52,912</b>	<b>1,592</b>	<b>13,170</b>
<b>WASHINGTON COUNTY</b>				
CHARLESTOWN	761	1,474	98	1,095
EXETER	482	1,155	53	844
HOPKINTON	672	1,353	101	860
NARRAGANSETT	984	4,086	251	2,042
NEW SHOREHAM	198	571	52	149
NORTH KINGSTOWN	2,099	6,320	364	3,416
RICHMOND	456	1,138	58	1,169
SOUTH KINGSTOWN	1,646	4,983	485	3,815
WESTERLY	1,838	5,124	234	1,807
<b>COUNTY TOTAL</b>	<b>9,136</b>	<b>26,204</b>	<b>1,696</b>	<b>15,197</b>
<b>STATE TOTAL</b>	<b>27,932</b>	<b>123,805</b>	<b>4,536</b>	<b>42,625</b>

\* Providence is split between Congressional Dist. #1 and Congressional Dist. #2

**RI GENERAL ELECTION  
November 7, 2000**

**TOTAL VOTES CAST for STATE OFFICES**

**STATE SENATE CANDIDATES VOTE TOTALS**

District	<i>Democrat</i>		<i>Republican</i>		<i>Other</i>	
	Candidate	Total Votes	Candidate	Total Votes	Candidate	Total Votes
1	Maryellen Goodwin	3,069			Daniel J. Grzych (IND)	880
2	John M. Roney	4,153				
3	Rhoda E. Perry	6,602				
4	Dominick J. Ruggiero	4,385				
5	Catherine E. Graziano	5,993				
6	V. Susan Sosnowski	6,987				
7	David V. Igliazzi	4,458				
8	Frank T. Caprio	2,982				
9	Charles D. Walton	2,850				
10	Robert T. Kells	3,310	Sonya Zecchin O'Hara	341		
11	Elizabeth H. Roberts	5,109			Marion J. McGair (IND)	1,553
12	Hanna M. Gallo	5,109			Edward V. Marrapese (IND)	2,189
13	Thomas J. Izzo	6,886				
14	Aram G. Garabedian	6,297	Kimberly J. Manchester	2,101		
15	James M. Donelan	5,767	Edward J. Lawrence	2,398		
16	Michael J. McCaffrey	6,476	Saleh Shahid	1,984		
17	William A. Walaska	6,373				
18	John C. Revens, Jr.	7,116				
19	Stephen D. Alves	4,440	Alan G. Palazzo	2,393		
20	Leonidas P. Raptakis	5,838				
21	Michael G. Reeves	3,652	Leo R. Blais	4,223	Victor G. Moffitt (REF)	1,791
22	J. Michael Lenihan	6,907	S.G. Payne	3,855		
23	James C. Sheehan	5,431	John A. Patterson	4,235		
24	Patrick T. McDonald	5,940	Lawrence L. Goldberg	3,881		
25	Donna M. Walsh	5,424	John O. Matson	4,093		
26			Dennis L. Algieri	7,474		
27	Paul W. Fogarty	5,488	Jeffrey H. Bowie	1,999		
28	Joseph M. Polisena	7,958				
29	John J. Tassoni, Jr.	4,580	Michael J. Flynn	4,430		
30	Paul S. Kelly	4,968	Suzanne E. Pouliot	3,205		
31	Marc A. Cote	3,638				
32	Roger Badeau	4,894				
33	Daniel P. Connors	6,309	Faith P. Walsh	3,059		
34	Brian M. Hunter	6,909	Arthur H. Fletcher	4,047		
35	Daniel J. Issa	3,320				

**RI GENERAL ELECTION  
November 7, 2000**

	<i>Democrat</i>		<i>Republican</i>		<i>Other</i>	
<b>District</b>	<b>Candidate</b>	<b>Total Votes</b>	<b>Candidate</b>	<b>Total Votes</b>	<b>Candidate</b>	<b>Total Votes</b>
36	John A. Celona	8,167				
37	Joseph A. Montalbano	4,506				
38	John F. McBurney, III	3,805				
39	William V. Irons	5,816	Paul A. Dinsmore	1,426		
40	Thomas R. Coderre	3,265			Sandra J. Mellen (IND)	2,004
41			Kevin A. Breene	7,137		
42	Daniel DaPonte	4,664				
43	Michael J. Damiani	5,867				
44			David E. Bates	7,263		
45	Thomas E. Skuba	2,428	Mary A. Parella	5,299		
46	Walter S. Felag, Jr.	6,486				
47	William Enos	6,427	Karen F. Carroll	2,734		
48	Steven C. Aten	2,622	June N. Gibbs	6,027		
49	M. Teresa Paiva-Weed	4,665				
50	J. Clement Cicilline	5,101				

**RI GENERAL ELECTION**  
**November 7, 2000**

**STATE REPRESENTATIVE CANDIDATES VOTE TOTALS**

District Number	<i>Democrat</i>		<i>Republican</i>		<i>Other</i>	
	Candidate	Total Votes	Candidate	Total Votes	Candidate	Total Votes
1	John J. McCauley, Jr.	1,240			Daniel J. Grzych (IND)	296
2	Paul E. Moura	1,880				
3	Edith H. Ajello	1,980				
4	David N. Cicilline	3,785				
5	Gordon D. Fox	2,831	Charles L. Smith, Jr.	420		
6	John J. DeSimone	2,435				
7	Joanne M. Giannini	2,926				
8	Thomas A. Palangio	2,225				
9	Anastasia P. Williams	1,275				
10	Peter N. Wasyluk	2,616				
11	Bambilyn Breece Cambio	3,358				
12	Steven F. Smith	1,798				
13	Charlene Lima	2,104	Donald L. Keith	374		
14	Steven M. Costantino	1,662				
15	Mary Ann F. Carroll	2,234	Peter A. Ruggieri	2,034		
16	Brian Patrick Kennedy	2,761	Marjorie N. Rekowski	1,285		
17	Thomas C. Slater	1,678	Harry J. Kazianis	174		
18	Leon F. Tejada	1,473	Ian O'Hara	353		
19	Aisha W. Abdullah-Odiase	970			Paul J. Degaitas (GP)	515
20	Joseph S. Almeida	1,571				
21	Michael S. Pisaturo	1,984			Paul H. Archetto (IND)	1,316
22	Beatrice A. Lanzi	2,902				
23			Brock D. Bierman	3,704		
24	Frank A. Montanaro	3,697				
25	Peter G. Palumbo	1,948				
26	Robert B. Jacquard	3,480				
27	John S. Simonian	3,305				
28	Nancy Hetherington	2,952				
29	Joseph McNamara	3,321	Paul J. Cannistra	1,407		
30	Paul V. Sherlock	3,170				
31	Myrna George	3,691				
32	Eileen Slattery Naughton	3,105	Phillip J. DePaolo	1,160		

**RI GENERAL ELECTION  
November 7, 2000**

District Number	<i>Democrat</i>		<i>Republican</i>		<i>Other</i>	
	Candidate	Total Votes	Candidate	Total Votes	Candidate	Total Votes
33	Peter T. Ginaitt	3,163				
34	Robert E. Flaherty	3,192				
35	Denise C. Aiken	3,139				
36	Russell Bramley	2,531	Joseph A. Trillo	2,725		
37	H. Norman Knickle	2,731	Alfred H. Liddle, III	1,615		
38	Timothy A. Williamson	2,115				
39	William J. Murphy	2,846				
40	Robert E. Rainville	1,911	Richard E. Fleury	2,287		
41	Edward S. Inman, III	3,594	Richard K. Duckworth, Jr.	963		
42	Stephen J. Anderson	2,999				
43			Robert A. Watson	3,255	Timothy L. Miller (REF)	877
44	Suzanne M. Henseler	3,285				
45	Melvoid J. Benson	3,441			Gregg R. Stevens (GP)	1,004
46	Kenneth Carter	2,134	Ruth A. Zaccaria	1,277		
47	David A. Caprio	3,522				
48	Donald J. Lally, Jr.	3,206			Jeffrey C. Johnson (GP)	1,366
49	John Patrick Shanley, Jr.	3,310	Robert B. Votava	1,523		
50	John J. Thompson	2,607	Raymond R. Lueder	998		
51	Peter L. Lewiss	3,796				
52	Kenneth L. Fernstrom	1,841	Joseph H. Scott	2,881	John M. Carlevale (REF)	387
53	Earl Bagley, III	1,888	Nicholas Gorham	2,932		
54	Carol A. Costa	1,447	Carol A. Mumford	3,297		
55	Mary Cerra	3,424				
56	Joseph J. Voccola	3,584				
57	Gary M. Hogan	3,267	Philip G. Hiron, Jr.	1,536		
58	Rene R. Menard	4,129				
59	John Douglas Barr, III	3,411	Danielle D. Foster	1,977	Robert K. Leahy, Jr. (REF)	264
60	Kevin J. Mitchell	1,355	Scott P. Rabideau	1,832		
61	Robert B. Lowe	3,225				
62	Barbara C. Burlingame	2,467				
63	Gerard M. Martineau	1,745			Michael E. Moniz (IND)	388
64	Todd R. Brien	2,732				

**RI GENERAL ELECTION**  
**November 7, 2000**

District Number	Democrat		Republican		Other	
	Candidate	Total Votes	Candidate	Total Votes	Candidate	Total Votes
65	Ronald C. Munsch	1,420			Lucien N. Pratt (IND)	670
66	Roger A. Picard	2,344				
67	Donald O. Reilly, Jr.	4,087				
68	David S. Iwuc	3,293			Robert Whitcomb Sumner-Mack (IND)	1,262
69	Thomas J. Winfield	2,816	Richard J. Mandeville	1,501		
70	Gregory J. Schadone	3,488				
71	Arthur J. Corvese	3,756				
72	Joseph L. Faria	1,356				
73	Joseph P. Moran, III	1,736	Wilfred R. Demeule	359		
74	William D. Vieira, Sr.	2,249				
75	William San Bento, Jr.	1,626				
76	John B. Harwood	1,866				
77	Mabel M. Anderson	2,052			Jean P. Barros (IND)	1,157
78	Elaine A. Coderre	1,592				
79	Antonio J. Pires	2,780				
80	Peter F. Kilmartin	3,066				
81	Eugene F. Garvey	3,425	Martha A. Stamp	2,545		
82	Elizabeth M. Dennigan	3,534				
83	Brian G. Coogan	2,333				
84	Henry C. Rose	2,897				
85	Raymond C. Coelho	1,917			Frank Duarte (IND)	483
86	Robert D. Sullivan	2,600			Jay P. Lonergan (IND)	933
87	Mary A. Gasbarro	1,960	John A. Savage	2,891		
88	May C. Grant	2,111	Susan A. Story	3,134		
89	Jan Malik	3,082				
90	Fausto C. Anguilla	2,886	Jeffrey Luiz	2,226		
91	Raymond E. Gallison, Jr.	2,156	Joyce M. Bryant	1,126		
92	Robert Thomas Oliveira	1,304	Joseph N. Amaral	2,981		
93	Charles J. Levesque	2,050	William L. Douglas, Jr.	1,442	James E. Leary, Jr. (IND)	466
94	Michael B. Forte, Jr.	2,304	Joan B. Quick	2,739		
95	John W. Grisham	1,020	Bruce J. Long	1,705		
96	John H. Maher	2,595				
97	Maxine B. Shavers	1,845				

**RI GENERAL ELECTION  
November 7, 2000**

District Number	<i>Democrat</i>		<i>Republican</i>		<i>Other</i>	
	Candidate	Total Votes	Candidate	Total Votes	Candidate	Total Votes
98	George R. Levesque	2,351	William H. Murphy	2,454	George E. Bunnewith (COO)	770
99			Christine H. Callahan	3,267		
100	Paul W. Crowley	2,427				



**RI GENERAL ELECTION  
November 7, 2000**

**STATE REFERENDA RESULTS: Questions 1-3**

COMMUNITY	QUESTION 1		QUESTION 2		QUESTION 3	
	Environmental Management Bonds		Water Quality Management Bonds		Transportation Bonds	
	APPROVE	REJECT	APPROVE	REJECT	APPROVE	REJECT
BARRINGTON	6,260	1,767	6,534	1,505	5,874	2,033
BRISTOL	5,845	2,070	6,092	1,877	5,456	2,331
BURRILLVILLE	3,544	1,352	3,470	1,426	3,167	1,662
CENTRAL FALLS	1,611	573	1,730	449	1,619	570
CHARLESTOWN	2,559	737	2,387	869	2,180	1,071
COVENTRY	9,007	3,758	8,903	3,866	8,027	4,597
CRANSTON	19,872	9,148	22,046	7,264	19,175	9,544
CUMBERLAND	9,152	3,382	9,275	3,281	8,208	4,128
EAST GREENWICH	4,462	1,346	4,432	1,352	3,975	1,736
EAST PROVIDENCE	11,747	4,098	12,740	3,312	11,402	4,343
EXETER	1,758	658	1,619	776	1,490	905
FOSTER	1,334	613	1,250	680	1,181	758
GLOCESTER	2,776	1,146	2,650	1,229	2,483	1,429
HOPKINTON	1,983	764	1,836	883	1,791	928
JAMESTOWN	2,445	606	2,384	667	1,841	1,158
JOHNSTON	7,709	3,098	8,249	2,694	7,345	3,333
LINCOLN	6,904	2,094	6,901	2,129	6,129	2,756
LITTLE COMPTON	1,454	449	1,370	523	1,285	565
MIDDLETOWN	3,985	1,957	3,921	1,987	3,363	2,463
NARRAGANSETT	5,388	1,488	5,346	1,510	4,750	1,973
NEW SHOREHAM	790	159	772	171	638	283
NEWPORT	6,506	1,971	6,426	2,066	5,483	2,878
N. KINGSTOWN	8,975	2,543	8,875	2,626	7,762	3,581
N.PROVIDENCE	8,218	3,450	8,834	2,952	7,986	3,606
N. SMITHFIELD	3,106	1,553	3,156	1,509	2,850	1,767
PAWTUCKET	12,546	5,648	13,877	4,528	12,300	5,841
PORTSMOUTH	5,555	2,363	5,448	2,473	4,941	2,894
PROVIDENCE	25,307	6,371	26,041	6,069	23,702	7,857
RICHMOND	2,017	580	1,797	774	1,684	873
SCITUATE	3,365	1,340	3,298	1,393	3,024	1,613
SMITHFIELD	5,784	2,163	5,975	1,983	5,276	2,603
S.KINGSTOWN	8,244	2,037	8,015	2,205	6,942	3,112
TIVERTON	3,763	1,590	3,863	1,500	3,586	1,714
WARREN	2,855	948	2,944	949	2,752	1,098
WARWICK	25,416	9,260	26,640	8,225	22,990	11,356
W.GREENWICH	1,558	555	1,387	694	1,278	788
W.WARWICK	6,138	2,895	6,771	2,327	5,857	3,104
WESTERLY	5,748	2,162	5,834	2,053	5,235	2,483
WOONSOCKET	6,678	2,874	7,274	2,381	6,718	2,802
<b>STATE TOTAL</b>	<b>252,364</b>	<b>91,566</b>	<b>260,362</b>	<b>85,157</b>	<b>231,745</b>	<b>108,536</b>

**RI GENERAL ELECTION  
November 7, 2000**

**STATE REFERENDA RESULTS: Questions 4-6**

COMMUNITY	QUESTION 4		QUESTION 5		QUESTION 6	
	Higher Education Bonds		Heritage Harbor Museum Bonds		Proposed By the Governor	
	APPROVE	REJECT	APPROVE	REJECT	APPROVE	REJECT
BARRINGTON	5,291	2,678	4,474	3,514	6,053	1,747
BRISTOL	5,008	2,842	4,070	3,732	4,946	2,521
BURRILLVILLE	3,031	1,832	1,961	2,922	2,937	1,799
CENTRAL FALLS	1,607	562	1,241	943	1,374	670
CHARLESTOWN	2,216	1,022	1,276	1,931	2,213	910
COVENTRY	7,821	4,893	5,547	7,229	7,758	4,724
CRANSTON	19,922	9,121	15,745	13,619	18,010	10,225
CUMBERLAND	7,987	4,505	5,415	6,761	7,814	3,811
EAST GREENWICH	4,027	1,770	2,796	2,926	4,171	1,324
EAST PROVIDENCE	10,842	5,029	9,858	6,406	10,106	5,321
EXETER	1,579	835	923	1,456	1,541	791
FOSTER	1,159	760	820	1,096	1,215	675
GLOCESTER	2,391	1,528	1,721	2,185	2,463	1,344
HOPKINTON	1,759	1,003	964	1,729	1,684	934
JAMESTOWN	2,119	914	1,235	1,763	2,101	850
JOHNSTON	7,447	3,451	5,779	5,143	6,435	3,948
LINCOLN	6,055	2,911	4,381	4,422	5,951	2,521
LITTLE COMPTON	1,196	670	878	1,002	1,275	538
MIDDLETOWN	3,696	2,184	1,430	4,396	3,626	1,983
NARRAGANSETT	5,100	1,762	3,552	3,259	4,610	1,951
NEW SHOREHAM	698	244	399	516	684	216
NEWPORT	6,128	2,403	2,566	5,848	5,815	2,337
N. KINGSTOWN	8,105	3,383	5,189	6,192	8,052	3,032
N. PROVIDENCE	8,149	3,615	6,538	5,331	6,982	4,328
N. SMITHFIELD	2,664	2,001	1,887	2,761	2,740	1,751
PAWTUCKET	11,820	6,365	9,025	9,010	10,485	6,705
PORTSMOUTH	4,681	3,231	2,351	5,470	5,233	2,444
PROVIDENCE	24,259	7,857	21,245	10,871	20,881	9,387
RICHMOND	1,752	849	997	1,543	1,657	814
SCITUATE	3,026	1,648	2,178	2,494	2,972	1,606
SMITHFIELD	5,359	2,584	3,890	4,037	5,042	2,684
S. KINGSTOWN	7,802	2,521	4,629	5,420	6,962	2,651
TIVERTON	3,149	2,171	2,072	3,238	3,355	1,763
WARREN	2,471	1,385	2,010	1,858	2,583	1,180
WARWICK	23,199	11,346	17,449	16,422	21,044	11,411
W. GREENWICH	1,280	794	889	1,192	1,287	725
W. WARWICK	5,522	3,486	4,059	4,988	5,260	3,592
WESTERLY	5,449	2,444	2,833	4,923	5,033	2,532
WOONSOCKET	6,300	3,331	4,536	5,109	5,789	3,547
<b>STATE TOTAL</b>	<b>232,066</b>	<b>111,930</b>	<b>168,808</b>	<b>173,657</b>	<b>218,139</b>	<b>111,292</b>

**RI GENERAL ELECTION  
November 7, 2000**


**VOTER TURNOUT by COMMUNITY**

Community	(1) <i>Eligible Voters As of October 7, 2000 (registered by 10/7/00)</i>			(2) <i>Eligible Voters President/Vice Pres. Only (registered 10/8/00 - 11/7/00)</i>			<i>Total Eligible voters (for Nov 7, 2000 Election)</i>		
	Eligible Vote	Voter Turnout	% of Turnout	Eligible Vote	Voter Turnout	% of Turnout	Eligible Vote	Voter Turnout	% of Turnout
Barrington	13,355	8,823	66.07%	300	293	97.67%	13,655	9,116	66.76%
Bristol	14,380	9,216	64.09%	440	400	90.91%	14,820	9,616	64.89%
Burrillville	9,691	5,737	59.20%	176	163	92.61%	9,867	5,900	59.80%
Central Falls	6,598	3,269	49.55%	259	255	98.46%	6,857	3,524	51.39%
Charlestown	5,557	3,553	63.94%	161	109	67.70%	5,718	3,662	64.04%
Coventry	21,419	14,267	66.61%	418	385	92.11%	21,837	14,652	67.10%
Cranston	51,719	32,208	64.21%	807	729	90.33%	52,526	33,937	64.61%
Cumberland	21,712	14,371	66.19%	315	281	89.21%	22,027	14,652	66.52%
Ea. Greenwich	10,606	6,274	59.16%	247	227	91.90%	10,853	6,501	59.90%
Ea. Providence	29,268	18,877	64.50%	594	549	92.42%	29,862	19,426	65.05%
Exeter	3,984	2,620	65.76%	80	60	75.00%	4,064	2,680	65.94%
Foster	2,701	2,042	75.60%	53	53	100.00%	2,754	2,095	76.07%
Glocester	6,509	4,214	64.74%	126	110	87.30%	6,635	4,324	65.17%
Hopkinton	4,857	3,122	64.28%	113	30	26.55%	4,970	3,152	63.42%
Jamestown	4,365	3,254	74.55%	116	116	100.00%	4,481	3,370	75.21%
Johnston	20,956	13,597	64.88%	237	203	85.65%	21,193	13,800	65.12%
Lincoln	15,061	10,112	67.14%	237	222	93.67%	15,298	10,334	67.55%
Little Compton	2,779	2,158	77.65%	44	2	4.55%	2,823	2,160	76.51%
Middletown	10,090	6707	66.47%	493	435	88.24%	10,583	7,142	67.49%
Narragansett	12,337	7,704	62.45%	401	357	89.03%	12,738	8,061	63.28%
Newport	17,320	9,299	53.69%	767	676	88.14%	18,087	9,975	55.15%
New Shoreham	1,491	1,029	69.01%	29	25	86.21%	1,520	1,054	69.34%
No. Kingstown	18,965	12,624	66.56%	409	379	92.67%	19,374	13,003	67.12%
No. Providence	26,141	14,886	56.95%	390	189	48.46%	26,531	15,075	56.82%
No. Smithfield	7,770	5,285	68.02%	129	128	99.22%	7,899	5,413	68.53%
Pawtucket	36,858	20,808	56.45%	1,286	773	60.11%	38,144	21,581	56.58%
Portsmouth	12,663	8,611	68.00%	293	281	95.56%	12,956	8,891	68.62%
Providence	89,942	40,525	45.06%	3,594	3,210	89.32%	93,536	43,735	46.76%
Richmond	4,474	2,919	65.24%	154	121	78.57%	4,628	3,040	65.69%
Scituate	6,980	5,072	72.66%	126	45	35.71%	7,106	5,117	72.01%
Smithfield	13,780	8,905	64.62%	283	239	84.45%	14,063	9,144	65.02%
So. Kingstown	17,967	11,427	63.60%	545	473	86.79%	18,512	11,900	64.28%
Tiverton	9,566	6,416	67.07%	244	193	79.10%	9,810	6,609	67.37%
Warren	6,934	4,521	65.20%	179	178	99.44%	7,113	4,699	66.06%
Warwick	59,237	38,953	65.76%	1,289	739	57.33%	60,526	39,962	65.58%
Westerly	15,387	9,691	62.98%	329	307	93.31%	15,716	9,998	63.62%
West Greenwich	3,246	2,304	70.98%	80	68	85.00%	3,326	2,372	71.32%
West Warwick	16,835	10,531	62.55%	372	310	83.33%	17,207	10,841	63.00%
Woonsocket	21,607	11,601	53.59%	390	322	82.56%	21,997	11,923	54.20%
<b>STATE TOTAL</b>	<b>655,107</b>	<b>398,440</b>	<b>60.82%</b>	<b>16,505</b>	<b>13,634</b>	<b>82.61%</b>	<b>671,612</b>	<b>412,074</b>	<b>61.36%</b>

- (1) The Eligible Vote shown includes the total number of registered voters through October 7, 2000. These voters are eligible to vote a "full" ballot.
- (2) The Eligible Vote shown includes those persons who registered to vote from October 8, 2000 up to and including election day, November 7, 2000 and who are eligible to vote for President/Vice President only.
- (3) The Eligible Vote shown is the total number of voters eligible to cast ballots in the November 7, 2000 election and includes all persons registered before October 7, 2000 as well as those persons who registered to vote from October 8 up to and including November 7, 2000, election day.

**RI GENERAL ELECTION  
November 7, 2000**

**TOTAL VOTES CAST for FEDERAL & STATE OFFICES by PRECINCT**



RI GENERAL ELECTION  
November 7, 2000

PRESIDENTIAL ELECTORS

George W. BUSH

PRESIDENTIAL ELECTORS

Community	Senate District	Rep District	Vote District	Ward	Ward District	Precinct Votes	Mail Ballots	Total Votes			
<b>BARRINGTON</b>	44	087	01			260	15	275			
			02			591	21	612			
			03			479	27	506			
		088	01			484	26	510			
			02			338	28	366			
				03			464	46	510		
				04			475	33	508		
				05			419	21	440		
							127	10	137		
				<b>Total Votes</b>					<b>3,637</b>	<b>227</b>	<b>3,864</b>
<b>BRISTOL</b>	45	090	01			211	19	230			
			02			374	18	392			
			03			443	25	468			
			04			290	13	303			
			091	01			293	7	300		
				02			235	6	241		
				04			153	7	160		
	46		090	05			306	12	318		
				091	03			254	18	272	
					093	01		255	13	268	
							112	1	113		
				<b>Total Votes</b>					<b>2,926</b>	<b>139</b>	<b>3,065</b>
				<b>BURRILLVILLE</b>	27	015	04			102	1
01			318				28	346			
060	02					398	13	411			
	05					403	22	425			
	061	03					317	5	322		
04					311	5	316				
30	061	3A				227	12	239			
						59	7	66			
		<b>Total Votes</b>						<b>2,135</b>	<b>93</b>	<b>2,228</b>	
		<b>CENTRAL FALLS</b>	35		072	01	01	01	44	4	48
				03		02	01	27	0	27	
05	03			01		64	3	67			
07	04			01		31	0	31			
09	05			01		140	1	141			
35	073		02	01	02	52	2	54			
			04	02	02	91	7	98			
			06	03	02	13	0	13			
			08	04	02	104	4	108			
						23	1	24			
<b>Total Votes</b>					<b>589</b>	<b>22</b>	<b>611</b>				
<b>CHARLESTOWN</b>	25	016	01			246	14	260			
			081	01		195	2	197			
				02			377	32	409		
				03			246	23	269		
				04			275	11	286		
							34	1	35		
<b>Total Votes</b>					<b>1,373</b>	<b>83</b>	<b>1,456</b>				

NOTE: The last line in each community, before "Total Votes", represents the votes cast on limited ballots.

**RI GENERAL ELECTION**  
November 7, 2000

**PRESIDENTIAL ELECTORS**

**George W. BUSH**

<b>Community</b>	<b>Senate District</b>	<b>Rep District</b>	<b>Vote District</b>	<b>Ward</b>	<b>Ward District</b>	<b>Precinct Votes</b>	<b>Mail Ballots</b>	<b>Total Votes</b>	
<b>COVENTRY</b>	20	031	02	5C		273	16	289	
		041	04	3C		254	7	261	
		042	02	4C		265	15	280	
			03	5A		194	2	196	
			04	5B		159	8	167	
			05	4B		210	3	213	
	21		06	4D		249	6	255	
		024	01	2C		172	10	182	
		031	01	5D		397	23	420	
		039	01	3A		97	1	98	
		041	01	2D		362	13	375	
			02	2B		190	3	193	
			03	3B		185	8	193	
			05	3D		294	9	303	
			06	2A		230	7	237	
			042	01	4A		114	3	117
			053	02	1B		386	17	403
				03	1C		426	18	444
		41	053	01	1A		332	13	345
							132	8	140
<b>Total Votes</b>					<b>4,921</b>	<b>190</b>	<b>5,111</b>		
<b>CRANSTON</b>	07	013	01	3	8	153	2	155	
		021	02	3	1	107	3	110	
	11	021	01	2	7	42	1	43	
			03	3	2	112	4	116	
			05	3	4	154	4	158	
			06	3	6	241	7	248	
			07	3	9	38	4	42	
			026	02	2	5	86	5	91
	12	027	02	1	7	205	3	208	
			05	2	3	269	12	281	
			06	2	8	106	2	108	
		028	01	1	1	165	4	169	
			02	1	2	214	10	224	
			05	1	5	233	35	268	
			021	04	3	3	220	9	229
			022	01	3	5	15	0	15
			07	5	7	28	4	32	
			025	01	6	5	377	20	397
				03	6	7	35	1	36
			026	01	2	4	371	11	382
				03	2	6	234	9	243
				05	5	2	229	3	232
			027	07	6	2	24	6	30
		13		01	1	6	206	4	210
			03	2	1	61	1	62	
			04	2	2	229	10	239	
	028		03	1	3	166	8	174	
			04	1	4	172	2	174	
			022	02	3	7	85	3	88
				03	5	1	217	7	224
				05	5	4	246	6	252

NOTE: The last line in each community, before "Total Votes", represents the votes cast on limited ballots.

**RI GENERAL ELECTION**  
November 7, 2000

**PRESIDENTIAL ELECTORS**

**George W. BUSH**

<b>Community</b>	<b>Senate District</b>	<b>Rep District</b>	<b>Vote District</b>	<b>Ward</b>	<b>Ward District</b>	<b>Precinct Votes</b>	<b>Mail Ballots</b>	<b>Total Votes</b>	
<b>CRANSTON (cont'd)</b>	14	023	06	5	5	366	15	381	
			01	4	2	525	18	543	
			03	4	5	315	11	326	
			04	4	8	143	4	147	
			05	4	9	245	2	247	
		06	5	6	102	4	106		
		07	5	8	64	3	67		
		024	5	9	275	8	283		
		023	4	1	529	12	541		
		024	4	3	396	18	414		
				02	4	4	342	4	346
				03	4	7	217	9	226
				04	6	3	263	9	272
				025	6	4	291	12	303
				026	6	8	167	35	202
		04	4	6	33	3	36		
		06	6	1	302	16	318		
		08	6	9	197	12	209		
					179	6	185		
		<b>Total Votes</b>					<b>10,016</b>	<b>404</b>	<b>10,420</b>
<b>CUMBERLAND</b>	32	058	15	5		109	1	110	
			16	5		451	9	460	
	33	067	13	4		113	1	114	
			04	2		251	9	260	
			08	3		394	4	398	
			10	4		392	17	409	
			11	4		432	21	453	
			12	4		478	18	496	
			068	02	1	90	9	99	
			03	1		175	3	178	
	34	058	05	2		232	4	236	
			06	2		365	16	381	
			07	3		317	11	328	
			09	3		413	6	419	
			35	058	14	5	527	18	545
			073	01	1	146	0	146	
						97	0	97	
	<b>Total Votes</b>					<b>4,982</b>	<b>147</b>	<b>5,129</b>	
	<b>EAST GREENWICH</b>	22	031	06			477	25	502
				07			356	16	372
043				01		324	16	340	
				02			459	19	478
				03			394	20	414
				04			425	26	451
				05			361	15	376
							104	2	106
									2,900
<b>Total Votes</b>									
<b>EAST PROVIDENCE</b>	39	82	01	1		364	18	382	
			02	1		258	21	279	
			1A	1		109	5	114	
	42	82	03	1		317	11	328	
						113	4	117	

NOTE: The last line in each community, before "Total Votes", represents the votes cast on limited ballots.



**RI GENERAL ELECTION  
November 7, 2000**

**PRESIDENTIAL ELECTORS**

**George W. BUSH**

<b>Community</b>	<b>Senate District</b>	<b>Rep District</b>	<b>Vote District</b>	<b>Ward</b>	<b>Ward District</b>	<b>Precinct Votes</b>	<b>Mail Ballots</b>	<b>Total Votes</b>	
<b>E. PROVIDENCE (cont'd)</b>	42	83	04	1		281	19	300	
		83	05	1		113	4	117	
		83	07	2		126	5	131	
		83	08	2		134	6	140	
		85	06	2		164	5	169	
		85	10	2		95	2	97	
		85	11	2		57	6	63	
		85	12	3		22	3	25	
		43	84	09	2		310	41	351
			84	14	3		249	9	258
	84		15	3		238	13	251	
	84		16	3		168	11	179	
	84		19	4		62	3	65	
	85		13	3		151	5	156	
	86		17	3		321	12	333	
	86		18	4		280	6	286	
	86		20	4		249	18	267	
	86		21	4		389	14	403	
	44	87	22	4		144	4	148	
		87	23	4		108	5	113	
<b>Total Votes</b>					<b>4,822</b>	<b>250</b>	<b>5,072</b>		
<b>EXETER</b>	22	31	03			532	28	560	
		46	01			40	2	42	
		52	04			275	18	293	
	41	52	02			176	7	183	
						19	0	19	
<b>Total Votes</b>					<b>1,042</b>	<b>55</b>	<b>1,097</b>		
<b>FOSTER</b>	41	53	01			389	11	400	
			02			386	21	407	
					20	0	20		
	<b>Total Votes</b>					<b>795</b>	<b>32</b>	<b>827</b>	
<b>GLOCESTER</b>	27	15	01			351	16	367	
			02			384	17	401	
			03			269	17	286	
	29	15	04			180	3	183	
		41	15	05			474	18	492
							35	1	36
<b>Total Votes</b>					<b>1,693</b>	<b>72</b>	<b>1,765</b>		
<b>HOPKINTON</b>	25	16	01			307	9	316	
			02			427	18	445	
			03			451	14	465	
						44	4	48	
		<b>Total Votes</b>					<b>1,229</b>	<b>45</b>	<b>1,274</b>
<b>JAMESTOWN</b>	49	98	01			536	54	590	
			02			558	40	598	
						36	0	36	
		<b>Total Votes</b>					<b>1,130</b>	<b>94</b>	<b>1,224</b>
<b>JOHNSTON</b>	05	12	3B	3		39	0	39	
		55	2D	2		18	3	21	
			3D	3		46	0	46	
		56	3A	3		166	2	168	
			3C	3		366	6	372	

NOTE: The last line in each community, before "Total Votes", represents the votes cast on limited ballots.

**RI GENERAL ELECTION**  
November 7, 2000

**PRESIDENTIAL ELECTORS**

**George W. BUSH**

<b>Community</b>	<b>Senate District</b>	<b>Rep District</b>	<b>Vote District</b>	<b>Ward</b>	<b>Ward District</b>	<b>Precinct Votes</b>	<b>Mail Ballots</b>	<b>Total Votes</b>
<b>JOHNSTON (cont'd)</b>	07 28	12 11  55  56	4D	4		45	1	46
			2C	2		136	2	138
			4A	4		179	1	180
			5B	5		327	10	337
			5C	5		474	10	484
			1A	1		268	12	280
			1B	1		371	14	385
			2A	2		296	10	306
			2B	2		362	20	382
			4B	4		353	10	363
			4C	4		118	7	125
			5A	5		300	9	309
			<b>Total Votes</b>					<b>3,934</b>
<b>LINCOLN</b>	34	58  59  69 74	01	5		372	9	381
			03	4		536	23	559
			04	1		363	8	371
			05	1		262	12	274
			06	2		385	12	397
			07	2		251	2	253
			08	4		390	14	404
			09	3		489	17	506
			10	3		263	6	269
			11	4		108	3	111
			12	3		146	1	147
			13	1		91	3	94
			<b>Total Votes</b>					<b>3,732</b>
<b>LITTLE COMPTON</b>	47	94	01		822	92	914	
<b>Total Votes</b>					<b>838</b>	<b>92</b>	<b>930</b>	
<b>MIDDLETOWN</b>	48	95 96 99	03			344	23	367
			04			296	22	318
			09			158	5	163
			05			328	40	368
			06			219	30	249
			07			379	22	401
			08			330	28	358
			01			216	23	239
			02			136	13	149
						177	5	182
<b>Total Votes</b>					<b>2,583</b>	<b>211</b>	<b>2,794</b>	
<b>NARRAGANSETT</b>	24	47  48	01			356	26	382
			02			311	21	332
			03			439	39	478
			04			307	39	346
			05			310	12	322
			06			341	24	365
			07			114	2	116
			08			305	20	325
						84	3	87
<b>Total Votes</b>					<b>2,567</b>	<b>186</b>	<b>2,753</b>	

NOTE: The last line in each community, before "Total Votes", represents the votes cast on limited ballots.

**RI GENERAL ELECTION**  
November 7, 2000

**PRESIDENTIAL ELECTORS**

**George W. BUSH**

<b>Community</b>	<b>Senate District</b>	<b>Rep District</b>	<b>Vote District</b>	<b>Ward</b>	<b>Ward District</b>	<b>Precinct Votes</b>	<b>Mail Ballots</b>	<b>Total Votes</b>
<b>NEW SHOREHAM</b>	06	81	01			247	70	317
						2	1	3
<b>Total Votes</b>						<b>249</b>	<b>71</b>	<b>320</b>
<b>NEWPORT</b>	49	97	01	2	4	27	0	27
			02	1	4	35	10	45
		98	01	1	1	278	28	306
			02	1	2	234	20	254
	50	97	03	2	3	118	7	125
			04	1	3	38	3	41
			05	2	2	272	21	293
			06	2	1	176	13	189
		99	01	3	2	234	15	249
			02	3	3	242	18	260
		100	01	3	1	85	13	98
			02	3	4	157	19	176
			03	4	1	199	14	213
			04	4	2	344	38	382
			05	4	3	398	35	433
						216	5	221
<b>Total Votes</b>						<b>3,053</b>	<b>259</b>	<b>3,312</b>
<b>NORTH KINGSTOWN</b>	22	45	08			412	31	443
		46	07			562	35	597
	23	44	01			532	23	555
			02			531	38	569
			03			314	9	323
			04			374	28	402
		45	06			331	22	353
			09			374	40	414
			10			325	27	352
			11			414	40	454
		46	05			725	46	771
						143	9	152
<b>Total Votes</b>						<b>5,037</b>	<b>348</b>	<b>5,385</b>
<b>NORTH PROVIDENCE</b>	05	10	3D	3	3D	190	12	202
			3E	3	3E	169	5	174
		11	3C	3	3C	28	0	28
		70	3F	3	3F	253	8	261
	36	11	1A	1	1A	152	3	155
			3A	3	3A	244	2	246
		70	1B	1	1B	281	8	289
			1C	1	1C	334	9	343
			1D	1	1D	255	13	268
			3B	3	3B	124	6	130
		71	1E	1	1E	221	4	225
			2A	2	2A	501	15	516
			2B	2	2B	224	5	229
			3G	3	3G	186	2	188
	37	6	2E	2	2E	210	2	212
		71	2C	2	2C	271	7	278
		74	2D	2	2D	196	1	197
						73	1	74
<b>Total Votes</b>						<b>3,912</b>	<b>103</b>	<b>4,015</b>

NOTE: The last line in each community, before "Total Votes", represents the votes cast on limited ballots.

**RI GENERAL ELECTION**  
November 7, 2000

**PRESIDENTIAL ELECTORS**

**George W. BUSH**

<b>Community</b>	<b>Senate District</b>	<b>Rep District</b>	<b>Vote District</b>	<b>Ward</b>	<b>Ward District</b>	<b>Precinct Votes</b>	<b>Mail Ballots</b>	<b>Total Votes</b>			
<b>NORTH SMITHFIELD</b>	30	061	01			450	15	465			
			05			425	16	441			
		62	02			353	25	378			
			03			221	9	230			
		064	04			471	19	490			
						44	6	50			
<b>Total Votes</b>					<b>1,964</b>	<b>90</b>	<b>2,054</b>				
<b>PAWTUCKET</b>	03	4	01	4	6	113	9	122			
			02	4	5	66	6	72			
			03	5	3	87	2	89			
	37	74	01	6	2	43	3	46			
			02	6	4	272	11	283			
			02	6	5	245	10	255			
	38	75	03	5	1	73	2	75			
				01	5	2	114	5	119		
			76	01	4	1	83	2	85		
				04	5	4	110	9	119		
				06	6	6	12	0	12		
				01	4	3	128	5	133		
	77		02	4	4	121	10	131			
			03	3	1	118	4	122			
			04	3	5	129	2	131			
			05	3	6	193	7	200			
			39	79	05	2	3	41	1	42	
					01	2	6	180	18	198	
	02	2			5	244	3	247			
	40	82	03	2	4	214	7	221			
				04	3	2	220	4	224		
				01	3	3	333	19	352		
			76	05	6	3	33	2	35		
				01	6	1	22	3	25		
			78		02	1	2	119	8	127	
					03	4	2	129	7	136	
					04	2	1	78	0	78	
					05	3	4	40	0	40	
					79	01	1	3	223	12	235
						02	1	4	140	6	146
						03	1	5	236	9	245
	Total Votes			04	1	1	78	2	80		
				06	2	2	35	2	37		
						133	3	136			
<b>Total Votes</b>					<b>4,405</b>	<b>193</b>	<b>4,598</b>				
<b>PORTSMOUTH</b>	46	93	01			239	14	253			
			02			227	18	245			
			03			361	29	390			
			04			358	38	396			
			05			39	4	43			
	94	06			299	25	324				
		07			281	19	300				
		08			329	30	359				
	48	96	09			405	47	452			
			10			359	38	397			

NOTE: The last line in each community, before "Total Votes", represents the votes cast on limited ballots.

**RI GENERAL ELECTION**  
November 7, 2000

**PRESIDENTIAL ELECTORS**

**George W. BUSH**

Community	Senate District	Rep District	Vote District	Ward	Ward District	Precinct Votes	Mail Ballots	Total Votes
<b>PORTSMOUTH (cont'd)</b>			11			382	38	420
						112	12	124
<b>Total Votes</b>						<b>3,391</b>	<b>312</b>	<b>3,703</b>
<b>PROVIDENCE</b>	01	1	01	5	7	62	0	62
			03	12	2	7	0	7
			04	12	6	72	2	74
			08	12	3	111	0	111
		7	04	5	5	63	1	64
			05	5	9	243	18	261
			06	12	10	75	1	76
			07	15	3	0	0	0
			08	6	5	9	1	10
		8	04	14	6	138	2	140
			08	5	4	104	6	110
		10	03	6	2	136	1	137
		14	07	15	2	1	0	1
	02		08	12	8	40	2	42
		1	12	12	4	4	0	4
		2	01	13	2	69	5	74
			02	11	1	58	3	61
			04	1	5	127	6	133
			05	1	4	97	18	115
		3	05	12	7	130	13	143
			06	2	8	140	8	148
			08	1	3	82	5	87
			09	1	2	64	2	66
		4	05	2	6	73	4	77
			06	1	1	52	11	63
			07	2	9	29	1	30
	03	3	03	3	7	35	0	35
		4	01	3	1	36	2	38
			02	2	1	210	11	221
			03	2	3	253	19	272
			04	2	7	95	4	99
			10	2	4	84	7	91
		5	01	3	2	105	7	112
			02	3	3	71	11	82
			03	3	5	66	1	67
			05	3	4	35	1	36
			06	2	2	29	0	29
	04	1	02	4	6	42	2	44
			11	14	7	38	1	39
			13	12	1	0	0	0
		5	07	4	5	16	9	25
		6	01	4	2	190	4	194
			02	4	3	132	1	133
			04	4	1	169	6	175
			05	14	1	9	0	9
		7	01	5	2	172	3	175
		8	01	14	4	141	5	146
			02	14	8	18	1	19
			03	14	5	236	4	240
			05	5	1	23	0	23

NOTE: The last line in each community, before "Total Votes", represents the votes cast on limited ballots.

**RI GENERAL ELECTION**  
November 7, 2000

**PRESIDENTIAL ELECTORS**

**George W. BUSH**

Community	Senate District	Rep District	Vote District	Ward	Ward District	Precinct Votes	Mail Ballots	Total Votes
PROVIDENCE (cont'd)	05	7	06	14	2	74	1	75
			07	14	3	135	3	138
			02	5	3	163	4	167
			03	5	8	184	2	186
			01	6	1	156	4	160
			02	5	6	84	2	86
	07	10	05	6	4	89	0	89
			04	6	3	16	1	17
			01	7	3	5	0	5
			02	15	8	0	0	0
			01	7	2	53	3	56
			02	7	4	151	4	155
			03	15	10	9	0	9
			05	6	9	38	2	40
			01	7	6	132	2	134
			02	7	5	100	3	103
	08	13	03	15	12	144	1	145
			09	6	7	34	0	34
			03	6	10	9	0	9
			04	15	11	37	2	39
			05	15	7	18	0	18
			07	13	8	73	9	82
			08	11	3	10	15	25
			11	8	2	7	0	7
			07	6	11	1	0	1
			01	15	9	9	0	9
			02	13	7	65	2	67
			03	13	4	65	0	65
			04	13	3	49	10	59
			05	13	5	69	5	74
	09	17	09	15	5	22	0	22
			06	8	5	7	0	7
			07	15	13	2	0	2
			08	8	1	12	0	12
			01	11	4	9	0	9
			03	11	2	22	9	31
			03	9	4	21	0	21
			02	11	6	34	2	36
			03	10	1	32	1	33
			04	11	5	13	0	13
	10	20	01	10	2	22	1	23
			02	10	3	41	2	43
			03	10	4	67	0	67
			04	9	3	56	0	56
			01	8	8	49	0	49
			03	8	9	198	1	199
			04	8	10	16	1	17
			05	8	7	11	0	11
			01	11	8	8	0	8
			02	9	2	87	12	99
	18	18	04	8	11	37	1	38
			06	9	1	23	0	23
05			11	7	24	1	25	

NOTE: The last line in each community, before "Total Votes", represents the votes cast on limited ballots.

**RI GENERAL ELECTION**  
November 7, 2000

**PRESIDENTIAL ELECTORS**

**George W. BUSH**

<b>Community</b>	<b>Senate District</b>	<b>Rep District</b>	<b>Vote District</b>	<b>Ward</b>	<b>Ward District</b>	<b>Precinct Votes</b>	<b>Mail Ballots</b>	<b>Total Votes</b>
<b>PROVIDENCE (cont'd)</b>						358	10	368
						0	3	3
<b>Total Votes</b>						<b>7,341</b>	<b>328</b>	<b>7,669</b>
<b>RICHMOND</b>	25	52	01			463	12	475
			02			277	11	288
			03			307	9	316
						44	2	46
<b>Total Votes</b>						<b>1,091</b>	<b>34</b>	<b>1,125</b>
<b>SCITUATE</b>	21	54	02			331	14	345
			05			390	15	405
	41	54	01			463	25	488
			03			554	32	586
			04			468	23	491
						30	1	31
<b>Total Votes</b>						<b>2,236</b>	<b>110</b>	<b>2,346</b>
<b>SMITHFIELD</b>	29	57	01			417	20	437
			02			307	7	314
			03			371	10	381
			04			535	41	576
			07			167	10	177
		69	05			306	47	353
			06			449	11	460
			08			56	2	58
			09			358	35	393
			10			179	10	189
						95	0	95
<b>Total Votes</b>						<b>3,240</b>	<b>193</b>	<b>3,433</b>
<b>SOUTH KINGSTOWN</b>	06	46	09			124	2	126
		49	01			474	26	500
			03			564	35	599
			06			211	15	226
			07			295	17	312
		81	05			544	45	589
			08			469	28	497
	24	47	02			254	21	275
		48	04			415	23	438
			11			201	8	209
		49	10			143	5	148
						126	5	131
<b>Total Votes</b>						<b>3,820</b>	<b>230</b>	<b>4,050</b>
<b>TIVERTON</b>	47	92	01			370	22	392
			03			298	8	306
			04			313	14	327
			05			241	17	258
			06			158	4	162
		94	02			391	18	409
			07			358	11	369
						65	7	72
<b>Total Votes</b>						<b>2,194</b>	<b>101</b>	<b>2,295</b>
<b>WARREN</b>	45	89	01			140	6	146
			02			81	4	85

NOTE: The last line in each community, before "Total Votes", represents the votes cast on limited ballots.

**RI GENERAL ELECTION**  
November 7, 2000

**PRESIDENTIAL ELECTORS**

**George W. BUSH**

<b>Community</b>	<b>Senate District</b>	<b>Rep District</b>	<b>Vote District</b>	<b>Ward</b>	<b>Ward District</b>	<b>Precinct Votes</b>	<b>Mail Ballots</b>	<b>Total Votes</b>	
<b>WARREN (cont'd)</b>	46	90	03			118	3	121	
			01			135	10	145	
			89	04			185	10	195
			06				152	6	158
			5A				69	6	75
			1A				62	0	62
			90	05			376	34	410
47	89			<b>1,367</b>	<b>79</b>	<b>1,446</b>			
<b>Total Votes</b>									
<b>WARWICK</b>	14	37	02	8	3	89	2	91	
			04	8	5	259	10	269	
			05	8	6	191	13	204	
			01	2	5	46	0	46	
	15	25		02	3	2	76	10	86
				04	8	1	56	0	56
				01	1	1	100	2	102
				01	1	2	282	5	287
	16	29		02	1	3	315	12	327
				04	2	6	29	0	29
				07	1	5	394	17	411
				01	2	1	210	5	215
				02	2	2	260	4	264
				03	2	3	187	9	196
				04	2	4	240	6	246
				05	3	1	227	5	232
				03	1	4	384	18	402
				05	2	7	21	0	21
	17	32		06	4	5	168	6	174
				01	3	3	254	11	265
				02	4	1	291	1	292
				03	4	2	253	11	264
				04	4	3	188	2	190
				05	4	4	270	11	281
				06	5	6	34	0	34
				01	4	6	16	0	16
				02	5	1	241	6	247
				01	3	4	138	6	144
	18	33		01	3	5	195	4	199
				02	3	6	101	0	101
				03	5	2	244	4	248
				04	5	3	237	4	241
				05	5	4	500	19	519
				06	6	6	88	1	89
				02	6	1	204	1	205
				03	6	2	181	10	191
				04	6	3	263	4	267
				05	6	5	337	15	352
	18	35		06	5	5	70	2	72
				03	6	4	97	0	97
				06	7	4	446	21	467
				05	8	2	35	1	36
04				7	2	412	11	423	
			05	7	3	129	5	134	

NOTE: The last line in each community, before "Total Votes", represents the votes cast on limited ballots.



**RI GENERAL ELECTION**  
November 7, 2000

**PRESIDENTIAL ELECTORS**

**George W. BUSH**

<b>Community</b>	<b>Senate District</b>	<b>Rep District</b>	<b>Vote District</b>	<b>Ward</b>	<b>Ward District</b>	<b>Precinct Votes</b>	<b>Mail Ballots</b>	<b>Total Votes</b>	
<b>WARWICK (cont'd)</b>			07	8	8	1	0	1	
		36	01	9	1	318	7	325	
			02	9	2	646	40	686	
			03	9	3	265	6	271	
			04	9	4	439	33	472	
			05	9	6	193	8	201	
		37	01	7	1	367	10	377	
			03	8	4	358	22	380	
			06	8	7	39	0	39	
			07	8	9	234	7	241	
		43	01	9	5	194	7	201	
		22	36	06	9	7	246	12	258
							250	7	257
<b>Total Votes</b>						<b>12,308</b>	<b>433</b>	<b>12,741</b>	
<b>WESTERLY</b>	25	16	05			151	4	155	
	26	50	01			230	4	234	
			02			212	9	221	
			03			143	13	156	
			04			309	10	319	
			05			359	30	389	
		51	01			285	32	317	
			02			315	19	334	
			03			406	34	440	
			04			408	47	455	
			05			263	27	290	
			06			340	23	363	
						114	6	120	
<b>Total Votes</b>					<b>3,535</b>	<b>258</b>	<b>3,793</b>		
<b>WEST GREENWICH</b>	41	31	02			248	7	255	
		52	01			396	7	403	
			03			342	6	348	
						29	0	29	
<b>Total Votes</b>					<b>1,015</b>	<b>20</b>	<b>1,035</b>		
<b>WEST WARWICK</b>	14	39	01	1		202	10	212	
	19	38	01	2		270	5	275	
			04	3		49	4	53	
			06	4		144	5	149	
		39	02	1		247	10	257	
			03	1		232	11	243	
			04	2		186	8	194	
			05	3		71	1	72	
		40	01	4		202	6	208	
			02	4		185	10	195	
			04	5		276	5	281	
			05	5		243	2	245	
	20	38	02	2		52	1	53	
			03	3		174	8	182	
			05	3		127	9	136	
		40	03	4		75	2	77	
		06	5		416	14	430		
					101	2	103		
<b>Total Votes</b>					<b>3,252</b>	<b>113</b>	<b>3,365</b>		

NOTE: The last line in each community, before "Total Votes", represents the votes cast on limited ballots.


**RI GENERAL ELECTION**  
November 7, 2000

**PRESIDENTIAL ELECTORS**

**George W. BUSH**

<b>Community</b>	<b>Senate District</b>	<b>Rep District</b>	<b>Vote District</b>	<b>Ward</b>	<b>Ward District</b>	<b>Precinct Votes</b>	<b>Mail Ballots</b>	<b>Total Votes</b>		
<b>WOONSOCKET</b>	30	63	05			32	0	32		
			01			246	11	257		
			02			259	11	270		
			03			193	5	198		
			01	31	62			104	3	107
	02					108	3	111		
	03					164	1	165		
	01					72	3	75		
	02					127	0	127		
	03			164	4	168				
	04			233	10	243				
	04		65			50	1	51		
	01		66			150	3	153		
	01	32	65			176	6	182		
	02					229	5	234		
	03					177	3	180		
	02				66			163	6	169
	03							261	5	266
	04					223	5	228		
						77	14	91		
<b>Total Votes</b>						<b>3,208</b>	<b>99</b>	<b>3,307</b>		
<b>State Wide Total</b>						<b>124,462</b>	<b>6,093</b>	<b>130,555</b>		

NOTE: The last line in each community, before "Total Votes", represents the votes cast on limited ballots.



**RI GENERAL ELECTION  
November 7, 2000**

**PRESIDENTIAL ELECTORS**

**AI GORE**

<b>Community</b>	<b>Senate District</b>	<b>Rep District</b>	<b>Vote District</b>	<b>Ward</b>	<b>Ward District</b>	<b>Precinct Votes</b>	<b>Mail Ballots</b>	<b>Total Votes</b>			
<b>BARRINGTON</b>	44	087	01			419	12	431			
			02			624	26	650			
			03			565	28	593			
		088	01			649	35	684			
			02			614	21	635			
			03			468	37	505			
			04			387	28	415			
			05			515	21	536			
		<b>Total Votes</b>					<b>4,367</b>	<b>218</b>	<b>4,585</b>		
		<b>BRISTOL</b>	45	090	01			478	11	489	
02						493	29	522			
03						522	38	560			
04						676	53	729			
091	01					715	15	730			
	02					787	30	817			
	04					319	9	328			
46	090			05			485	11	496		
				091			519	30	549		
				093			415	20	435		
							256	3	259		
				<b>Total Votes</b>					<b>5,665</b>	<b>249</b>	<b>5,914</b>
<b>BURRILLVILLE</b>	27			015	04			142	2	144	
		01				579	42	621			
		060	02			612	33	645			
			05			513	41	554			
			03			376	10	386			
		061	04			466	15	481			
			3A			287	5	292			
		30	061				85	3	88		
				<b>Total Votes</b>					<b>3,060</b>	<b>151</b>	<b>3,211</b>
				<b>CENTRAL FALLS</b>	35	072	01	01	01	186	4
03	02	01	93				6	99			
05	03	01	399				4	403			
07	04	01	167				2	169			
09	05	01	464				9	473			
073	02	01	02			182	4	186			
	04	02	02			411	34	445			
	06	03	02			132	2	134			
	08	04	02			417	7	424			
						222	5	227			
<b>Total Votes</b>					<b>2,673</b>	<b>77</b>	<b>2,750</b>				
<b>CHARLESTOWN</b>	25	016	01			425	4	429			
			01			242	6	248			
		081	02			321	11	332			
			03			303	18	321			
			04			378	13	391			
						57	2	59			
<b>Total Votes</b>					<b>1,726</b>	<b>54</b>	<b>1,780</b>				
<b>COVENTRY</b>	20	031	02	5C		377	34	411			
		041	04	3C		532	7	539			

NOTE: The last line in each community, before "Total Votes", represents the votes cast on limited ballots.

**RI GENERAL ELECTION**  
November 7, 2000

**PRESIDENTIAL ELECTORS**

**AI GORE**

<b>Community</b>	<b>Senate District</b>	<b>Rep District</b>	<b>Vote District</b>	<b>Ward</b>	<b>Ward District</b>	<b>Precinct Votes</b>	<b>Mail Ballots</b>	<b>Total Votes</b>	
<b>COVENTRY (cont'd)</b>	21	042	02	4C		483	24	507	
			03	5A		385	7	392	
			04	5B		325	14	339	
			05	4B		379	6	385	
			06	4D		508	10	518	
			01	2C		290	31	321	
	41	024	01	5D		474	15	489	
			031	01	3A	196	6	202	
			039	01	2D	585	14	599	
			041	02	2B	335	4	339	
				03	3B	322	10	332	
				05	3D	534	13	547	
				06	2A	544	12	556	
				042	01	4A	171	2	173
				053	02	1B	580	16	596
					03	1C	546	11	557
				053	01	1A	378	7	385
							220	8	228
							8,164	251	8,415
			<b>Total Votes</b>						
	<b>CRANSTON</b>	07	013	01	3	8	393	12	405
	11	021	021	02	3	1	348	7	355
			01	2	7	104	11	115	
			03	3	2	365	14	379	
			05	3	4	381	8	389	
			06	3	6	609	5	614	
			07	3	9	149	2	151	
			026	02	2	5	259	9	268
			027	02	1	7	490	16	506
				05	2	3	636	20	656
				06	2	8	299	11	310
12	028	01	1	1	1	496	12	508	
		02	1	2	2	534	27	561	
		05	1	5	5	541	21	562	
		021	04	3	3	446	9	455	
		022	01	3	5	32	0	32	
			07	5	7	81	3	84	
			025	01	6	5	571	23	594
				03	6	7	59	1	60
			026	01	2	4	661	26	687
				03	2	6	523	21	544
13	027		05	5	2	512	7	519	
			07	6	2	56	3	59	
		01	1	6	6	501	16	517	
		03	2	1	1	232	7	239	
		04	2	2	2	554	18	572	
		028	03	1	3	307	11	318	
			04	1	4	388	8	396	
		022	02	3	7	338	8	346	
			03	5	1	103	2	105	
			04	5	3	642	21	663	
13	022	05	5	4	659	14	673		
		06	5	5	814	20	834		
		023	01	4	2	804	23	827	

NOTE: The last line in each community, before "Total Votes", represents the votes cast on limited ballots.

**RI GENERAL ELECTION**  
November 7, 2000

**PRESIDENTIAL ELECTORS**

**AI GORE**

<b>Community</b>	<b>Senate District</b>	<b>Rep District</b>	<b>Vote District</b>	<b>Ward</b>	<b>Ward District</b>	<b>Precinct Votes</b>	<b>Mail Ballots</b>	<b>Total Votes</b>			
<b>CRANSTON (cont'd)</b>	14		03	4	5	596	15	611			
			04	4	8	136	6	142			
			05	4	9	259	5	264			
			06	5	6	275	12	287			
			07	5	8	212	10	222			
			08	5	9	297	12	309			
			01	4	1	700	28	728			
			023	02	4	3	606	40	646		
			024	02	4	4	570	16	586		
				03	4	7	334	11	345		
				04	6	3	507	18	525		
				05	6	4	525	28	553		
				025	04	6	8	310	64	374	
				026	04	4	6	63	8	71	
					06	6	1	406	14	420	
					08	6	9	302	12	314	
								487	17	504	
<b>Total Votes</b>					<b>20,472</b>	<b>732</b>	<b>21,204</b>				
<b>CUMBERLAND</b>	32	058	15	5		245	8	253			
			16	5		642	12	654			
			13	4		165	4	169			
			33	067	04	2		714	20	734	
					08	3		708	10	718	
					10	4		501	17	518	
					11	4		337	13	350	
					12	4		491	55	546	
					068	02	1		326	2	328
						03	1		538	8	546
					05	2		534	15	549	
					06	2		557	16	573	
					07	3		337	10	347	
					09	3		629	15	644	
			34	058	14	5		720	49	769	
			35	073	01	1		635	9	644	
								179	0	179	
<b>Total Votes</b>					<b>8,258</b>	<b>263</b>	<b>8,521</b>				
<b>EAST GREENWICH</b>	22	031	06			427	16	443			
			07			285	13	298			
			043	01			496	22	518		
				02			366	12	378		
				03			457	25	482		
				04			385	22	407		
				05			308	19	327		
							103	5	108		
<b>Total Votes</b>					<b>2,827</b>	<b>134</b>	<b>2,961</b>				
<b>EAST PROVIDENCE</b>	39	82	01	1		649	24	673			
			02	1		626	22	648			
			1A	1		332	6	338			
			42	82	03	1		360	20	380	
				83	04	1		490	21	511	
				83	05	1		762	44	806	
				83	07	2		549	28	577	

NOTE: The last line in each community, before "Total Votes", represents the votes cast on limited ballots.

**RI GENERAL ELECTION  
November 7, 2000**

**PRESIDENTIAL ELECTORS**

**AI GORE**

<b>Community</b>	<b>Senate District</b>	<b>Rep District</b>	<b>Vote District</b>	<b>Ward</b>	<b>Ward District</b>	<b>Precinct Votes</b>	<b>Mail Ballots</b>	<b>Total Votes</b>	
<b>E. PROVIDENCE (cont'd)</b>	43	83	08	2		498	13	511	
		85	06	2		579	16	595	
		85	10	2		589	24	613	
		85	11	2		346	11	357	
		85	12	3		238	5	243	
		84	09	2		110	1	111	
		84	14	3		673	65	738	
		84	15	3		743	16	759	
		84	16	3		515	41	556	
		84	19	4		297	14	311	
		85	13	3		276	7	283	
		86	17	3		436	12	448	
	86	18	4		653	16	669		
	86	20	4		637	21	658		
	86	21	4		692	18	710		
	44	87	22	4		700	33	733	
			87	23	4		384	15	399
	<b>Total Votes</b>						<b>12,521</b>	<b>512</b>	<b>13,033</b>
	<b>EXETER</b>	22	31	03			715	27	742
46			01			71	4	75	
52			04			236	16	252	
41		52	02			196	4	200	
<b>Total Votes</b>						<b>1,247</b>	<b>51</b>	<b>1,298</b>	
<b>FOSTER</b>	41	53	01			556	15	571	
			02			429	19	448	
						30	0	30	
<b>Total Votes</b>					<b>1,015</b>	<b>34</b>	<b>1,049</b>		
<b>GLOCESTER</b>	27	15	01			416	11	427	
			02			532	11	543	
			03			364	13	377	
	29	15	04			210	3	213	
	41	15	05			526	17	543	
	<b>Total Votes</b>					<b>2,108</b>	<b>59</b>	<b>2,167</b>	
<b>HOPKINTON</b>	25	16	01			399	10	409	
			02			560	15	575	
			03			515	12	527	
						62	2	64	
<b>Total Votes</b>					<b>1,536</b>	<b>39</b>	<b>1,575</b>		
<b>JAMESTOWN</b>	49	98	01			780	53	833	
			02			828	56	884	
						70	2	72	
<b>Total Votes</b>					<b>1,678</b>	<b>111</b>	<b>1,789</b>		
<b>JOHNSTON</b>	05	12	3B	3		147	3	150	
		55	2D	2		80	2	82	
			3D	3		120	5	125	
		56	3A	3		498	14	512	
			3C	3		886	23	909	
			4D	4		103	3	106	
	07	12	2C	2		369	10	379	

NOTE: The last line in each community, before "Total Votes", represents the votes cast on limited ballots.

**RI GENERAL ELECTION**  
November 7, 2000

**PRESIDENTIAL ELECTORS**

**AI GORE**

<b>Community</b>	<b>Senate District</b>	<b>Rep District</b>	<b>Vote District</b>	<b>Ward</b>	<b>Ward District</b>	<b>Precinct Votes</b>	<b>Mail Ballots</b>	<b>Total Votes</b>	
<b>JOHNSTON (cont'd)</b>	28	11	4A	4		348	9	357	
			5B	5		657	13	670	
			5C	5		684	22	706	
		55	1A	1		689	65	754	
			1B	1		910	44	954	
			2A	2		613	34	647	
			2B	2		705	44	749	
			4B	4		834	13	847	
		56	4C	4		317	25	342	
			5A	5		583	17	600	
						121	3	124	
<b>Total Votes</b>						<b>8,664</b>	<b>349</b>	<b>9,013</b>	
<b>LINCOLN</b>	34	58	01	5		729	34	763	
			03	4		679	26	705	
			04	1		497	15	512	
		59	05	1		406	9	415	
			06	2		655	17	672	
			07	2		454	20	474	
			08	4		545	19	564	
			09	3		616	11	627	
			10	3		272	10	282	
			11	4		155	8	163	
		74	12	3		307	7	314	
			13	1		121	2	123	
						110	9	119	
<b>Total Votes</b>					<b>5,546</b>	<b>187</b>	<b>5,733</b>		
<b>LITTLE COMPTON</b>	47	94	01			893	77	970	
						16	1	17	
<b>Total Votes</b>						<b>909</b>	<b>78</b>	<b>987</b>	
<b>MIDDLETOWN</b>	48	95	03			501	32	533	
			04			429	17	446	
			09			188	2	190	
			05			473	35	508	
			06			324	49	373	
		49	95	07			491	30	521
				08			403	15	418
				01			335	21	356
				02			227	17	244
							232	4	236
<b>Total Votes</b>						<b>3,603</b>	<b>222</b>	<b>3,825</b>	
<b>NARRAGANSETT</b>	24	47	01			502	40	542	
			02			480	27	507	
			03			680	44	724	
			04			502	29	531	
			48	05			468	20	488
				06			629	30	659
				07			284	6	290
				08			473	14	487
					213	6	219		
<b>Total Votes</b>						<b>4,231</b>	<b>216</b>	<b>4,447</b>	

NOTE: The last line in each community, before "Total Votes", represents the votes cast on limited ballots.



**RI GENERAL ELECTION**  
November 7, 2000

**PRESIDENTIAL ELECTORS**

**AI GORE**

<b>Community</b>	<b>Senate District</b>	<b>Rep District</b>	<b>Vote District</b>	<b>Ward</b>	<b>Ward District</b>	<b>Precinct Votes</b>	<b>Mail Ballots</b>	<b>Total Votes</b>
<b>NEW SHOREHAM</b>	06	81	01			471	104	575
						19	0	19
<b>Total Votes</b>						<b>490</b>	<b>104</b>	<b>594</b>
<b>NEWPORT</b>	49	97	01	2	4	97	2	99
			02	1	4	97	5	102
		98	01	1	1	518	23	541
			02	1	2	484	17	501
	50	97	03	2	3	214	11	225
			04	1	3	113	4	117
			05	2	2	578	32	610
			06	2	1	528	31	559
		99	01	3	2	345	27	372
			02	3	3	399	21	420
		100	01	3	1	157	12	169
			02	3	4	253	34	287
			03	4	1	489	29	518
			04	4	2	340	37	377
			05	4	3	498	30	528
						399	9	408
<b>Total Votes</b>						<b>5,509</b>	<b>324</b>	<b>5,833</b>
<b>NORTH KINGSTOWN</b>	22	45	08			432	30	462
		46	07			614	35	649
	23	44	01			562	26	588
			02			522	39	561
			03			539	16	555
			04			546	15	561
		45	06			445	29	474
			09			547	43	590
			10			405	12	417
			11			562	19	581
		46	05			781	34	815
						205	3	208
<b>Total Votes</b>						<b>6,160</b>	<b>301</b>	<b>6,461</b>
<b>NORTH PROVIDENCE</b>	05	10	3D	3	3D	473	16	489
			3E	3	3E	388	9	397
		11	3C	3	3C	82	0	82
		70	3F	3	3F	537	37	574
	36	11	1A	1	1A	500	20	520
			3A	3	3A	752	12	764
		70	1B	1	1B	733	22	755
			1C	1	1C	809	12	821
			1D	1	1D	710	30	740
			3B	3	3B	376	17	393
		71	1E	1	1E	604	10	614
			2A	2	2A	776	40	816
			2B	2	2B	654	17	671
			3G	3	3G	536	12	548
	37	6	2E	2	2E	640	10	650
		71	2C	2	2C	661	15	676
		74	2D	2	2D	469	9	478
						199	3	202
<b>Total Votes</b>						<b>9,899</b>	<b>291</b>	<b>10,190</b>

NOTE: The last line in each community, before "Total Votes", represents the votes cast on limited ballots.

**RI GENERAL ELECTION**  
November 7, 2000

**PRESIDENTIAL ELECTORS**

**AI GORE**

<b>Community</b>	<b>Senate District</b>	<b>Rep District</b>	<b>Vote District</b>	<b>Ward</b>	<b>Ward District</b>	<b>Precinct Votes</b>	<b>Mail Ballots</b>	<b>Total Votes</b>
<b>NORTH SMITHFIELD</b>	30	061	01			661	19	680
			05			573	10	583
		62	02			511	59	570
			03			395	14	409
		064	04			635	10	645
			04			67	2	69
<b>Total Votes</b>					<b>2,842</b>	<b>114</b>	<b>2,956</b>	
<b>PAWTUCKET</b>	03	4	01	4	6	401	21	422
			02	4	5	288	17	305
		03	5	3	414	15	429	
	37	74	01	6	2	317	11	328
			02	6	4	877	14	891
		75	02	6	5	685	20	705
	38	75	03	5	1	440	3	443
			01	5	2	393	16	409
		76	01	4	1	342	5	347
			04	5	4	526	11	537
		77	06	6	6	29	0	29
			01	4	3	412	15	427
	39	79	02	4	4	446	31	477
			03	3	1	409	27	436
		80	04	3	5	439	13	452
			05	3	6	574	20	594
		82	05	2	3	153	3	156
			01	2	6	561	13	574
			02	2	5	646	20	666
			03	2	4	655	14	669
			04	3	2	655	19	674
			01	3	3	663	49	712
	40	76	05	6	3	250	13	263
			01	6	1	119	13	132
		78	02	1	2	423	5	428
			03	4	2	384	10	394
		79	04	2	1	358	7	365
			05	3	4	126	1	127
		79	01	1	3	629	17	646
			02	1	4	494	25	519
			03	1	5	642	12	654
			04	1	1	285	2	287
	<b>Total Votes</b>			06	2	2	142	5
						778	7	785
<b>Total Votes</b>					<b>14,955</b>	<b>474</b>	<b>15,429</b>	
<b>PORTSMOUTH</b>	46	93	01			418	20	438
			02			495	26	521
			03			421	27	448
			04			477	38	515
			05			61	0	61
	48	94	06			308	28	336
			07			331	38	369
		96	08			396	27	423
			09			476	33	509
			10			376	35	411

NOTE: The last line in each community, before "Total Votes", represents the votes cast on limited ballots.

**RI GENERAL ELECTION**  
November 7, 2000

**PRESIDENTIAL ELECTORS**

**AI GORE**

Community	Senate District	Rep District	Vote District	Ward	Ward District	Precinct Votes	Mail Ballots	Total Votes	
<b>PORTSMOUTH (cont'd)</b>			11			344	24	368	
						138	12	150	
	<b>Total Votes</b>					<b>4,241</b>	<b>308</b>	<b>4,549</b>	
<b>PROVIDENCE</b>	01	1	01	5	7	205	5	210	
			03	12	2	37	0	37	
			04	12	6	250	1	251	
		7	08	12	3	361	5	366	
			04	5	5	160	2	162	
			05	5	9	606	67	673	
			06	12	10	205	3	208	
		8	07	15	3	0	0	0	
			08	6	5	65	0	65	
			04	14	6	178	3	181	
	08		5	4	136	6	142		
	10		03	6	2	438	4	442	
			14	07	15	2	7	8	
	02	1	08	12	8	194	5	199	
			12	12	4	5	1	6	
		2	01	13	2	210	19	229	
			02	11	1	175	7	182	
		3	04	1	5	479	9	488	
			05	1	4	676	54	730	
			05	12	7	304	26	330	
			06	2	8	523	29	552	
		4	08	1	3	340	11	351	
			09	1	2	248	5	253	
	05		2	6	275	10	285		
	06		1	1	224	9	233		
	07		2	9	102	4	106		
	03		3	03	3	7	221	6	227
		01		3	1	236	9	245	
		4	02	2	1	607	44	651	
			03	2	3	801	54	855	
			04	2	7	330	20	350	
			10	2	4	288	15	303	
		5	01	3	2	600	37	637	
			02	3	3	642	45	687	
			03	3	5	687	14	701	
			05	3	4	278	20	298	
	04	1	06	2	2	145	8	153	
			02	4	6	200	22	222	
			11	14	7	106	2	108	
		5	13	12	1	8	0	8	
			07	4	5	134	31	165	
			6	01	4	2	605	12	617
				02	4	3	506	8	514
		7	04	4	1	541	24	565	
			05	14	1	23	1	24	
			01	5	2	287	10	297	
	8		01	14	4	293	12	305	
02			14	8	39	0	39		
		03	14	5	472	9	481		
		05	5	1	39	0	39		

NOTE: The last line in each community, before "Total Votes", represents the votes cast on limited ballots.

**RI GENERAL ELECTION**  
November 7, 2000

**PRESIDENTIAL ELECTORS**

**AI GORE**

Community	Senate District	Rep District	Vote District	Ward	Ward District	Precinct Votes	Mail Ballots	Total Votes
PROVIDENCE (cont'd)	05	7	06	14	2	319	2	321
			07	14	3	422	8	430
			02	5	3	307	7	314
			03	5	8	523	9	532
			01	6	1	481	8	489
			02	5	6	226	4	230
	07	10	05	6	4	321	4	325
			04	6	3	66	1	67
			01	7	3	110	0	110
			02	15	8	7	0	7
			01	7	2	292	5	297
			02	7	4	525	20	545
			03	15	10	21	23	44
			05	6	9	178	33	211
			01	7	6	501	32	533
			02	7	5	426	21	447
	08	13	03	15	12	584	19	603
			09	6	7	111	0	111
			03	6	10	39	1	40
			04	15	11	242	7	249
			05	15	7	107	1	108
			07	13	8	544	14	558
			08	11	3	113	6	119
			11	8	2	53	0	53
			07	6	11	6	0	6
			01	15	9	45	0	45
			02	13	7	293	2	295
			03	13	4	279	19	298
			04	13	3	233	32	265
			05	13	5	297	4	301
	09	17	09	15	5	119	1	120
			06	8	5	53	0	53
			07	15	13	19	0	19
			08	8	1	76	0	76
			01	11	4	72	0	72
			03	11	2	129	14	143
			03	9	4	104	1	105
			02	11	6	511	21	532
	10	19	03	10	1	522	8	530
			04	11	5	55	1	56
			01	10	2	328	2	330
			02	10	3	374	2	376
			03	10	4	422	3	425
			04	9	3	446	2	448
			01	8	8	467	11	478
			03	8	9	643	10	653
			04	8	10	134	1	135
			05	8	7	163	2	165
	18	18	01	11	8	87	0	87
			02	9	2	1,005	30	1,035
			04	8	11	151	0	151
			06	9	1	282	4	286
05			11	7	171	7	178	
05			19	05	11	7	171	7

NOTE: The last line in each community, before "Total Votes", represents the votes cast on limited ballots.

**RI GENERAL ELECTION**  
November 7, 2000

**PRESIDENTIAL ELECTORS**

**AI GORE**

<b>Community</b>	<b>Senate District</b>	<b>Rep District</b>	<b>Vote District</b>	<b>Ward</b>	<b>Ward District</b>	<b>Precinct Votes</b>	<b>Mail Ballots</b>	<b>Total Votes</b>
<b>PROVIDENCE (cont'd)</b>						2,350	30	2,380
						0	13	13
<b>Total Votes</b>						<b>30,845</b>	<b>1,134</b>	<b>31,979</b>
<b>RICHMOND</b>	25	52	01			579	14	593
			02			364	13	377
			03			534	9	543
						77	1	78
<b>Total Votes</b>						<b>1,554</b>	<b>37</b>	<b>1,591</b>
<b>SCITUATE</b>	21	54	02			390	12	402
			05			426	7	433
	41	54	01			453	23	476
			03			412	7	419
			04			516	24	540
						65	5	70
<b>Total Votes</b>						<b>2,262</b>	<b>78</b>	<b>2,340</b>
<b>SMITHFIELD</b>	29	57	01			588	26	614
			02			539	18	557
			03			564	15	579
			04			913	40	953
			07			217	3	220
		69	05			416	53	469
			06			617	30	647
			08			67	2	69
			09			511	43	554
			10			199	9	208
						128	2	130
<b>Total Votes</b>						<b>4,759</b>	<b>241</b>	<b>5,000</b>
<b>SOUTH KINGSTOWN</b>	06	46	09			373	7	380
		49	01			842	31	873
			03			741	41	782
			06			493	33	526
			07			391	16	407
		81	05			613	50	663
			08			673	44	717
	24	47	02			428	33	461
		48	04			670	30	700
			11			248	12	260
		49	10			228	9	237
						280	4	284
<b>Total Votes</b>						<b>5,980</b>	<b>310</b>	<b>6,290</b>
<b>TIVERTON</b>	47	92	01			460	21	481
			03			723	8	731
			04			550	24	574
			05			549	21	570
			06			382	8	390
		94	02			472	25	497
			07			441	16	457
						105	2	107
<b>Total Votes</b>						<b>3,682</b>	<b>125</b>	<b>3,807</b>
<b>WARREN</b>	45	89	01			275	5	280
			02			189	8	197

NOTE: The last line in each community, before "Total Votes", represents the votes cast on limited ballots.

**RI GENERAL ELECTION**  
November 7, 2000

**PRESIDENTIAL ELECTORS**

**AI GORE**

<b>Community</b>	<b>Senate District</b>	<b>Rep District</b>	<b>Vote District</b>	<b>Ward</b>	<b>Ward District</b>	<b>Precinct Votes</b>	<b>Mail Ballots</b>	<b>Total Votes</b>			
<b>WARREN (cont'd)</b>	46	90	03			245	14	259			
			01			178	14	192			
			04			405	28	433			
			06			340	10	350			
			5A			250	17	267			
	47	90	1A			136	26	162			
			89	05			640	24	664		
							121	0	121		
							<b>2,779</b>	<b>146</b>	<b>2,925</b>		
<b>Total Votes</b>											
<b>WARWICK</b>	14	37	02	8	3	103	1	104			
			04	8	5	379	13	392			
	15	25	05	8	6	402	24	426			
			01	2	5	114	0	114			
			02	3	2	156	14	170			
			04	8	1	161	5	166			
			28	01	1	1	243	6	249		
				29	01	1	2	553	6	559	
			16	29	02	1	3	702	31	733	
					04	2	6	87	3	90	
					07	1	5	618	15	633	
					30	01	2	1	520	10	530
	02	2				2	585	21	606		
	17	33			03	2	3	465	12	477	
					04	2	4	583	7	590	
					05	3	1	600	5	605	
					16	03	1	4	561	16	577
						05	2	7	59	0	59
			18	25	06	4	5	326	9	335	
					32	01	3	3	586	14	600
						02	4	1	595	14	609
					33	03	4	2	572	23	595
						04	4	3	348	7	355
	05	4				4	629	17	646		
	06	5				6	100	1	101		
	34	01				4	6	38	1	39	
		02				5	1	628	25	653	
	35	01				3	4	295	14	309	
		01	3	5		419	11	430			
		17	02	3	6	300	6	306			
			03	5	2	433	13	446			
		34	04	5	3	542	8	550			
			05	5	4	633	20	653			
			06	6	6	189	2	191			
			35	02	6	1	546	7	553		
				03	6	2	498	10	508		
			18	04	6	3	514	11	525		
	05			6	5	558	22	580			
	35		06	5	5	193	9	202			
		03	6	4	182	4	186				
		06	7	4	764	20	784				
		25	05	8	2	122	7	129			
			35	04	7	2	914	33	947		
				05	7	3	226	6	232		

NOTE: The last line in each community, before "Total Votes", represents the votes cast on limited ballots.

**RI GENERAL ELECTION  
November 7, 2000**

**PRESIDENTIAL ELECTORS**

**AI GORE**

<b>Community</b>	<b>Senate District</b>	<b>Rep District</b>	<b>Vote District</b>	<b>Ward</b>	<b>Ward District</b>	<b>Precinct Votes</b>	<b>Mail Ballots</b>	<b>Total Votes</b>	
<b>WARWICK (cont'd)</b>			07	8	8	4	0	4	
		36	01	9	1	537	16	553	
			02	9	2	674	45	719	
			03	9	3	477	16	493	
			04	9	4	492	32	524	
			05	9	6	303	5	308	
		37	01	7	1	556	14	570	
			03	8	4	617	40	657	
			06	8	7	64	2	66	
			07	8	9	480	24	504	
			01	9	5	192	11	203	
		22	36	06	9	7	350	16	366
							428	9	437
	<b>Total Votes</b>						<b>23,215</b>	<b>733</b>	<b>23,948</b>
<b>WEST GREENWICH</b>	41	31	02			365	14	379	
			52			427	7	434	
						283	10	293	
						34	0	34	
<b>Total Votes</b>					<b>1,109</b>	<b>31</b>	<b>1,140</b>		
<b>WEST WARWICK</b>	14	39	01	1		500	32	532	
			19	38	01	2	553	18	571
				04	3	112	0	112	
				06	4	280	9	289	
		39	02	1	1	579	23	602	
			03	1	1	457	22	479	
			04	2	2	404	12	416	
			05	3	3	186	9	195	
		40	01	4	4	415	24	439	
			02	4	4	319	9	328	
			04	5	5	478	29	507	
			05	5	5	465	27	492	
		20	38	02	2	72	3	75	
				03	3	380	8	388	
				05	3	288	5	293	
			40	03	4	190	6	196	
			06	5	654	22	676		
<b>Total Votes</b>					<b>6,541</b>	<b>260</b>	<b>6,801</b>		
<b>WESTERLY</b>	25	16	05			235	4	239	
			26	50	01		429	24	453
				02		490	14	504	
				03		278	16	294	
				04		440	16	456	
				05		632	27	659	
		51	01			432	33	465	
			02			512	25	537	
			03			496	28	524	
			04			400	33	433	
			05			337	19	356	
			06		422	19	441		
					145	18	163		
<b>Total Votes</b>					<b>5,248</b>	<b>276</b>	<b>5,524</b>		

NOTE: The last line in each community, before "Total Votes", represents the votes cast on limited ballots.

**RI GENERAL ELECTION**  
November 7, 2000


**PRESIDENTIAL ELECTORS**

**AI GORE**

<b>Community</b>	<b>Senate District</b>	<b>Rep District</b>	<b>Vote District</b>	<b>Ward</b>	<b>Ward District</b>	<b>Precinct Votes</b>	<b>Mail Ballots</b>	<b>Total Votes</b>
<b>WOONSOCKET</b>	30	63	05			129	2	131
		64	01			534	37	571
			02			558	9	567
	31	62	03			411	11	422
			01			307	16	323
			02			334	2	336
			03			401	2	403
		63	01			312	7	319
			02			272	4	276
			03			517	6	523
	32	65	04			342	17	359
			04			121	1	122
		66	01			344	6	350
			01			393	15	408
		66	02			509	13	522
			03			453	4	457
			02			469	27	496
			03			443	7	450
			04			629	9	638
						199	22	221
	<b>Total Votes</b>					<b>7,677</b>	<b>217</b>	<b>7,894</b>
	<b>State Wide Total</b>					<b>240,017</b>	<b>9,491</b>	<b>249,508</b>

NOTE: The last line in each community, before "Total Votes", represents the votes cast on limited ballots.





**RI GENERAL ELECTION**  
November 7, 2000

**PRESIDENTIAL ELECTORS**

**Pat BUCHANAN**

<b>Community</b>	<b>Senate District</b>	<b>Rep District</b>	<b>Vote District</b>	<b>Ward</b>	<b>Ward District</b>	<b>Precinct Votes</b>	<b>Mail Ballots</b>	<b>Total Votes</b>		
<b>BARRINGTON</b>	44	087	01			5	0	5		
			02			6	1	7		
			03			3	0	3		
		088	01			3	0	3		
			02			3	0	3		
			03			8	0	8		
			04			3	0	3		
			05			7	0	7		
		<b>Total Votes</b>					<b>38</b>	<b>1</b>	<b>39</b>	
		<b>BRISTOL</b>	45	090	01			10	0	10
02						2	0	2		
03						6	0	6		
04						6	0	6		
091	01					8	0	8		
	02					10	0	10		
	04					2	0	2		
46	090			05			4	0	4	
				091			3	0	3	
				093			0	0	0	
						3	0	3		
	<b>Total Votes</b>							<b>54</b>	<b>0</b>	<b>54</b>
	<b>BURRILLVILLE</b>			27	015	04			0	0
01						8	0	8		
060		02				10	0	10		
		05				11	1	12		
061		03				4	0	4		
		04				6	0	6		
30		061	3A				4	0	4	
							4	0	4	
<b>Total Votes</b>					<b>47</b>	<b>1</b>	<b>48</b>			
<b>CENTRAL FALLS</b>	35	072	01	01	01	2	1	3		
			03	02	01	0	0	0		
			05	03	01	2	0	2		
			07	04	01	2	0	2		
			09	05	01	4	0	4		
		073	02	01	02	3	0	3		
			04	02	02	0	0	0		
			06	03	02	2	0	2		
			08	04	02	0	0	0		
						0	0	0		
<b>Total Votes</b>					<b>15</b>	<b>1</b>	<b>16</b>			
<b>CHARLESTOWN</b>	25	016	01			1	0	1		
			01			1	0	1		
		081	02			5	0	5		
			03			2	1	3		
			04			4	0	4		
<b>Total Votes</b>					<b>13</b>	<b>1</b>	<b>14</b>			
<b>COVENTRY</b>	20	031	02	5C		8	0	8		
			04	3C		15	0	15		
			02	4C		3	0	3		

NOTE: The last line in each community, before "Total Votes", represents the votes cast on limited ballots.

**RI GENERAL ELECTION**  
November 7, 2000

**PRESIDENTIAL ELECTORS**

**Pat BUCHANAN**

Community	Senate District	Rep District	Vote District	Ward	Ward District	Precinct Votes	Mail Ballots	Total Votes		
<b>COVENTRY ( cont'd)</b>	21	024	03	5A		8	0	8		
			04	5B		1	0	1		
			05	4B		6	0	6		
			06	4D		13	1	14		
			01	2C		4	0	4		
			031	5D		2	0	2		
			039	3A		4	0	4		
			041	2D		9	0	9		
			02	2B		6	0	6		
			03	3B		4	2	6		
			05	3D		4	0	4		
			06	2A		4	0	4		
			042	4A		0	0	0		
			053	1B		5	0	5		
			03	1C		5	0	5		
			41	053	01	1A		8	0	8
								1	0	1
			<b>Total Votes</b>					<b>110</b>	<b>3</b>	<b>113</b>
			<b>CRANSTON</b>	07	013	01	3	8	4	0
11		021		02	3	1	4	0	4	
		021		01	2	7	6	0	6	
		03		3	2	4	0	4		
		05		3	4	5	0	5		
		06		3	6	4	0	4		
		07		3	9	1	0	1		
		026		02	2	5	2	0	2	
		027		02	1	7	5	0	5	
		05		2	3	2	0	2		
		06		2	8	1	0	1		
		028		01	1	1	4	0	4	
12				02	1	2	6	0	6	
				05	1	5	5	0	5	
				021	04	3	3	3	0	3
				022	01	3	5	0	0	
				07	5	7	1	0	1	
				025	01	6	5	7	0	7
				03	6	7	1	0	1	
				026	01	2	4	6	0	6
				03	2	6	5	1	6	
				05	5	2	2	0	2	
07	6	2		0	0	0				
027	01	1		6	5	0	5			
03	2	1		3	0	3				
04	2	2		1	0	1				
028	03	1		3	1	0	1			
04	1	4		2	0	2				
13				022	02	3	7	2	0	2
				03	5	1	5	0	5	
				04	5	3	7	0	7	
			05	5	4	2	0	2		
			06	5	5	10	0	10		
			023	01	4	2	6	0	6	
			03	4	5	3	0	3		

NOTE: The last line in each community, before "Total Votes", represents the votes cast on limited ballots.

**RI GENERAL ELECTION**  
November 7, 2000

**PRESIDENTIAL ELECTORS**

Pat BUCHANAN

Community	Senate District	Rep District	Vote District	Ward	Ward District	Precinct Votes	Mail Ballots	Total Votes
<b>CRANSTON (cont'd)</b>	14		04	4	8	3	0	3
			05	4	9	1	0	1
			06	5	6	0	0	0
			07	5	8	3	0	3
			08	5	9	3	0	3
			024	4	1	6	0	6
			023	4	3	5	0	5
			024	4	4	7	0	7
		025	03	4	7	4	0	4
			04	6	3	3	1	4
			05	6	4	3	0	3
			026	4	6	8	0	8
			04	4	6	0	0	0
			06	6	1	1	0	1
08	6	9	5	0	5			
<b>Total Votes</b>						<b>180</b>	<b>2</b>	<b>182</b>
<b>CUMBERLAND</b>	32	058	15	5	0	0	0	
		058	16	5	8	0	8	
		067	13	4	0	0	0	
	33	067	04	2	4	0	4	
		08	3	9	0	9		
		10	4	5	0	5		
		11	4	4	0	4		
		12	4	5	0	5		
		068	02	1	6	0	6	
	34	03	1	2	1	3		
		05	2	5	0	5		
		06	2	4	0	4		
		07	3	5	1	6		
		09	3	10	0	10		
		35	058	14	5	1	1	
		073	01	1	8	0	8	
	<b>Total Votes</b>						<b>76</b>	<b>2</b>
<b>EAST GREENWICH</b>	22	031	06		4	0	4	
			07		2	0	2	
		043	01		4	0	4	
			02		5	0	5	
			03		5	0	5	
			04		2	0	2	
			05		5	0	5	
<b>Total Votes</b>						<b>27</b>	<b>0</b>	<b>27</b>
<b>EAST PROVIDENCE</b>	39	82	01	1	6	0	6	
		82	02	1	6	0	6	
		82	1A	1	6	0	6	
	42	82	03	1	1	0	1	
		83	04	1	1	0	1	
		83	05	1	7	1	8	
		83	07	2	4	0	4	
		83	08	2	2	0	2	
		85	06	2	3	0	3	

NOTE: The last line in each community, before "Total Votes", represents the votes cast on limited ballots.

**RI GENERAL ELECTION**  
November 7, 2000

**PRESIDENTIAL ELECTORS**

**Pat BUCHANAN**

<b>Community</b>	<b>Senate District</b>	<b>Rep District</b>	<b>Vote District</b>	<b>Ward</b>	<b>Ward District</b>	<b>Precinct Votes</b>	<b>Mail Ballots</b>	<b>Total Votes</b>
<b>EAST PROVIDENCE (cont'd)</b>	43	85	10	2		2	0	2
		85	11	2		1	0	1
		85	12	3		1	0	1
		84	09	2		0	0	0
		84	14	3		6	0	6
		84	15	3		5	0	5
		84	16	3		6	0	6
		84	19	4		3	0	3
		85	13	3		3	0	3
		86	17	3		2	0	2
	86	18	4		8	0	8	
	44	86	20	4		3	0	3
		86	21	4		7	0	7
		87	22	4		10	0	10
		87	23	4		3	0	3
					3	0	3	
<b>Total Votes</b>					<b>99</b>	<b>1</b>	<b>100</b>	
<b>EXETER</b>	22	31	03			7	1	8
		46	01			1	0	1
		52	04			3	0	3
	41	52	02			1	0	1
						2	0	2
<b>Total Votes</b>					<b>14</b>	<b>1</b>	<b>15</b>	
<b>FOSTER</b>	41	53	01			5	0	5
			02			3	0	3
						0	0	0
<b>Total Votes</b>					<b>8</b>	<b>0</b>	<b>8</b>	
<b>GLOCESTER</b>	27	15	01			13	0	13
			02			10	0	10
			03			3	0	3
	29	15	04			2	0	2
			05			7	0	7
						0	0	0
<b>Total Votes</b>					<b>35</b>	<b>0</b>	<b>35</b>	
<b>HOPKINTON</b>	25	16	01			9	1	10
			02			5	1	6
			03			4	1	5
						1	1	2
						19	4	23
<b>Total Votes</b>					<b>19</b>	<b>4</b>	<b>23</b>	
<b>JAMESTOWN</b>	49	98	01			7	0	7
			02			3	2	5
						1	0	1
						11	2	13
<b>Total Votes</b>					<b>11</b>	<b>2</b>	<b>13</b>	
<b>JOHNSTON</b>	05	12	3B	3		2	0	2
		55	2D	2		0	0	0
			3D	3		2	0	2
		56	3A	3		8	0	8
			3C	3		8	0	8
	07	12	4D	4		2	0	2
		28	2C	2		1	0	1
			4A	4		9	0	9
			5B	5		6	0	6

NOTE: The last line in each community, before "Total Votes", represents the votes cast on limited ballots.

**RI GENERAL ELECTION**  
November 7, 2000

**PRESIDENTIAL ELECTORS**

Pat BUCHANAN

<b>Community</b>	<b>Senate District</b>	<b>Rep District</b>	<b>Vote District</b>	<b>Ward</b>	<b>Ward District</b>	<b>Precinct Votes</b>	<b>Mail Ballots</b>	<b>Total Votes</b>
<b>JOHNSTON (cont'd)</b>		55	5C	5		7	0	7
			1A	1		7	1	8
			1B	1		7	0	7
		56	2A	2		6	0	6
			2B	2		7	0	7
			4B	4		6	0	6
			4C	4		0	0	0
			5A	5		2	0	2
	<b>Total Votes</b>					<b>80</b>	<b>1</b>	<b>81</b>
	<b>LINCOLN</b>	34	58	01	5		9	1
03				4		2	0	2
59				04	1		7	0
		69	05	1		10	1	11
06			2		7	0	7	
07			2		5	0	5	
08			4		7	0	7	
09			3		5	0	5	
		74	10	3		1	0	1
11			4		0	0	0	
12			3		1	0	1	
13			1		1	0	1	
<b>Total Votes</b>						<b>56</b>	<b>2</b>	<b>58</b>
<b>LITTLE COMPTON</b>	47	94	01			15	1	16
<b>Total Votes</b>					<b>0</b>	<b>0</b>	<b>0</b>	
<b>Total Votes</b>					<b>15</b>	<b>1</b>	<b>16</b>	
<b>MIDDLETOWN</b>	48	95	03			5	0	5
			04			1	0	1
			96	09		0	0	0
			99	05		5	0	5
			06			1	0	1
	49	95	07			7	0	7
			08			3	0	3
			01			5	0	5
			02			2	0	2
			0			0	0	0
<b>Total Votes</b>					<b>29</b>	<b>0</b>	<b>29</b>	
<b>NARRAGANSETT</b>	24	47	01			1	0	1
			02			4	0	4
			03			3	0	3
		48	04			1	1	2
	05				5	0	5	
	06				1	0	1	
	07				2	0	2	
	08				6	1	7	
	0				0	0	0	
<b>Total Votes</b>					<b>23</b>	<b>2</b>	<b>25</b>	
<b>NEW SHOREHAM</b>	06	81	01			4	0	4
<b>Total Votes</b>					<b>0</b>	<b>0</b>	<b>0</b>	
<b>Total Votes</b>					<b>4</b>	<b>0</b>	<b>4</b>	

NOTE: The last line in each community, before "Total Votes", represents the votes cast on limited ballots.

**RI GENERAL ELECTION**  
November 7, 2000

**PRESIDENTIAL ELECTORS**

Pat BUCHANAN

Community	Senate District	Rep District	Vote District	Ward	Ward District	Precinct Votes	Mail Ballots	Total Votes		
NEWPORT	49	97	01	2	4	1	0	1		
			02	1	4	0	0	0		
	50	98	01	1	1	0	0	0	0	
			02	1	2	0	0	0	0	
			03	2	3	1	0	1	1	
			04	1	3	0	0	0	0	
			05	2	2	4	0	4	4	
			06	2	1	6	0	6	6	
			99	01	3	2	4	0	4	4
				02	3	3	1	0	1	1
			100	01	3	1	1	0	1	1
				02	3	4	2	0	2	2
				03	4	1	0	0	0	0
				04	4	2	8	1	9	9
				05	4	3	2	0	2	2
<b>Total Votes</b>						<b>32</b>	<b>1</b>	<b>33</b>		
NORTH KINGSTOWN	22	45	08			7	0	7		
			07			1	0	1		
	23	44	01			1	1	2		
			02			10	0	10		
			03			9	0	9		
	45	04				10	0	10		
		06				3	0	3		
		09				3	0	3		
		10				3	1	4		
	46	05	11			6	0	6		
			05			8	0	8		
					2	0	2			
<b>Total Votes</b>						<b>63</b>	<b>2</b>	<b>65</b>		
NORTH PROVIDENCE	05	10	3D	3	3D	9	2	11		
			3E	3	3E	3	0	3		
	36	11	3C	3	3C	2	0	2		
			70	3	3F	9	0	9		
			11	1	1A	8	0	8		
			3A	3	3A	4	0	4		
			70	1B	1	1B	8	0	8	
				1C	1	1C	6	0	6	
				1D	1	1D	2	0	2	
			71	3B	3	3B	4	0	4	
				1E	1	1E	5	0	5	
				2A	2	2A	7	1	8	
	2B	2		2B	1	0	1			
	3G	3		3G	5	0	5			
	37	6	2E	2	2E	5	0	5		
71			2	2C	5	0	5			
74			2	2D	1	0	1			
					2	0	2			
<b>Total Votes</b>						<b>86</b>	<b>3</b>	<b>89</b>		
NORTH SMITHFIELD	30	061	01			8	0	8		
			05			7	0	7		
			62			4	0	4		
			03			4	0	4		

NOTE: The last line in each community, before "Total Votes", represents the votes cast on limited ballots.

**RI GENERAL ELECTION**  
November 7, 2000

**PRESIDENTIAL ELECTORS**

Pat BUCHANAN

Community	Senate District	Rep District	Vote District	Ward	Ward District	Precinct Votes	Mail Ballots	Total Votes	
<b>NO. SMITHFIELD (cont'd)</b>		064	04			6	0	6	
						0	0	0	
	<b>Total Votes</b>					<b>29</b>	<b>0</b>	<b>29</b>	
<b>PAWTUCKET</b>	03	4	01	4	6	0	0	0	
		76	02	4	5	1	0	1	
			03	5	3	1	0	1	
	37	74	01	6	2	3	3	0	3
			02	6	4	13	1	14	
			02	6	5	5	0	5	
	38	75	03	5	1	4	0	4	
			01	5	2	6	0	6	
			01	4	1	4	0	4	
			04	5	4	5	0	5	
			06	6	6	0	0	0	
			01	4	3	2	0	2	
	39	79	02	4	4	7	0	7	
			03	3	1	5	0	5	
			04	3	5	2	0	2	
			05	3	6	10	0	10	
			05	2	3	3	0	3	
			01	2	6	7	0	7	
	40	80	02	2	5	8	0	8	
			03	2	4	8	0	8	
			04	3	2	8	0	8	
			01	3	3	3	1	4	
			05	6	3	3	0	3	
			01	6	1	2	0	2	
			02	1	2	8	0	8	
			03	4	2	8	0	8	
			04	2	1	4	0	4	
			05	3	4	2	0	2	
	79	79	01	1	3	12	0	12	
			02	1	4	3	0	3	
			03	1	5	1	0	1	
			04	1	1	5	0	5	
			06	2	2	1	1	2	
					3	0	3		
<b>Total Votes</b>					<b>157</b>	<b>3</b>	<b>160</b>		
<b>PORTSMOUTH</b>	46	93	01			3	0	3	
			02			2	0	2	
			03			8	0	8	
			04			1	0	1	
			05			0	0	0	
	48	94	06			0	0	0	
			07			3	0	3	
			08			6	0	6	
	48	96	09			2	0	2	
			10			4	0	4	
			11			1	0	1	
						1	0	1	
<b>Total Votes</b>					<b>31</b>	<b>0</b>	<b>31</b>		

NOTE: The last line in each community, before "Total Votes", represents the votes cast on limited ballots.



**RI GENERAL ELECTION  
November 7, 2000**

**PRESIDENTIAL ELECTORS**

**Pat BUCHANAN**

Community	Senate District	Rep District	Vote District	Ward	Ward District	Precinct Votes	Mail Ballots	Total Votes				
PROVIDENCE	01	1	01	5	7	1	0	1				
			03	12	2	0	0	0				
			04	12	6	2	0	2				
			08	12	3	3	1	4				
			7	04	5	5	2	0	2			
				05	5	9	10	0	10			
				06	12	10	1	0	1			
				07	15	3	0	0	0			
				08	6	5	1	1	2			
				8	04	14	6	2	0	2		
			08		5	4	2	0	2			
			10		03	6	2	3	0	3		
					14	07	15	2	0	0		
			02	1		08	12	8	1	0	1	
	12	12			4	0	1	1				
	2	01			13	2	1	1	1			
		02			11	1	4	0	4			
	3	3			04	1	5	0	1	1		
					05	1	4	2	1	3		
					05	12	7	0	0	0		
					06	2	8	2	0	2		
					08	1	3	1	0	1		
					4	4	09	1	2	1	0	1
	05	2					6	0	0	0		
	06	1					1	2	0	2		
	07	2					9	0	0	0		
	03	3			3	03	3	7	2	0	2	
			01	3		1	0	0	0			
			4	4	02	2	1	2	0	2		
					03	2	3	1	0	1		
					04	2	7	0	0	0		
					10	02	2	4	2	0	2	
						01	3	2	5	1	6	
					5	5	02	3	3	0	0	0
			03	3			5	0	0	0		
			05	3			4	1	0	1		
			06	2			2	0	0	0		
			04	1			02	4	6	0	0	0
							11	14	7	0	0	0
			04	1	5	13	12	1	0	0	0	
	07	4				5	0	0	0			
	01	4				2	7	0	7			
	6	6			02	4	3	2	0	2		
					04	4	1	5	0	5		
	7	7			8	05	14	1	0	0	0	
						01	5	2	6	0	6	
						01	14	4	4	0	4	
						02	14	8	1	0	1	
						03	14	5	7	0	7	
						05	5	1	1	0	1	
						06	14	2	1	0	1	
						07	14	3	5	0	5	
05	7	02			5	3	8	0	8			

NOTE: The last line in each community, before "Total Votes", represents the votes cast on limited ballots.

**RI GENERAL ELECTION**  
November 7, 2000

**PRESIDENTIAL ELECTORS**

**Pat BUCHANAN**

Community	Senate District	Rep District	Vote District	Ward	Ward District	Precinct Votes	Mail Ballots	Total Votes			
PROVIDENCE (cont'd)	07	10	03	5	8	13	0	13			
			01	6	1	4	0	4			
			02	5	6	4	0	4			
		012	05	6	4	5	0	5			
			04	6	3	0	0	0			
			9	01	7	3	0	0			
			12	02	15	8	0	0	0		
				01	7	2	2	0	2		
				02	7	4	11	0	11		
		08	13	03	15	10	1	0	1		
				05	6	9	0	0	0		
				01	7	6	3	0	3		
				02	7	5	1	0	1		
	03			15	12	8	0	8			
	7			09	6	7	2	0	2		
				9	03	6	10	0	0		
	09		19	04	15	11	1	0	1		
				05	15	7	1	0	1		
				07	13	8	3	0	3		
				08	11	3	0	0	0		
				11	8	2	0	0	0		
				12	07	6	11	0	0	0	
					14	01	15	9	0	0	0
						02	13	7	4	0	4
				10	17	03	13	4	4	0	4
						04	13	3	4	0	4
	05	13	5			3	0	3			
	09	15	5			0	0	0			
	17	06	8			5	0	0	0		
		07	15			13	0	0	0		
		08	8			1	0	0	0		
		19	01			11	4	0	0		
	10	18	2			03	11	2	0	2	
			18			03	9	4	0	0	
			19			02	11	6	1	0	1
			03	10	1	2	0	2			
			04	11	5	0	0	0			
			20	01	10	2	0	0	0		
				02	10	3	2	0	2		
				03	10	4	1	0	1		
			10	17	04	9	3	1	0	1	
					01	8	8	0	0	0	
	03	8			9	6	0	6			
	04	8			10	0	0	0			
	05	8			7	0	0	0			
	18	01			11	8	0	0	0		
		02			9	2	2	0	2		
		04			8	11	4	0	4		
		06			9	1	0	0	0		
	19	19			05	11	7	0	0	0	
			07			7	0	7			
	<b>Total Votes</b>						<b>205</b>	<b>6</b>	<b>211</b>		

NOTE: The last line in each community, before "Total Votes", represents the votes cast on limited ballots.

**RI GENERAL ELECTION**  
November 7, 2000

**PRESIDENTIAL ELECTORS**

**Pat BUCHANAN**

<b>Community</b>	<b>Senate District</b>	<b>Rep District</b>	<b>Vote District</b>	<b>Ward</b>	<b>Ward District</b>	<b>Precinct Votes</b>	<b>Mail Ballots</b>	<b>Total Votes</b>
<b>RICHMOND</b>	25	52	01			4	0	4
			02			6	0	6
			03			2	0	2
						0	1	1
			<b>Total Votes</b>					<b>12</b>
<b>SCITUATE</b>	21 41	54 54	02			9	0	9
			05			1	1	2
			01			8	0	8
			03			10	1	11
			04			4	0	4
			<b>Total Votes</b>					<b>32</b>
<b>SMITHFIELD</b>	29	57 69	01			10	0	10
			02			3	0	3
			03			6	2	8
			04			7	0	7
			07			3	0	3
			05			5	0	5
			06			7	0	7
			08			0	0	0
			09			4	1	5
			10			1	0	1
			<b>Total Votes</b>					<b>47</b>
<b>SOUTH KINGSTOWN</b>	06 24	46 49 81 47 48 49	09			1	0	1
			01			6	1	7
			03			4	0	4
			06			4	0	4
			07			3	0	3
			05			1	0	1
			08			3	1	4
			02			2	0	2
			04			2	0	2
			11			6	0	6
			10			4	0	4
<b>Total Votes</b>					<b>36</b>	<b>2</b>	<b>38</b>	
<b>TIVERTON</b>	47	92	01			6	0	6
			03			11	0	11
			04			5	0	5
			05			4	0	4
			06			3	0	3
			02			5	0	5
			07			2	0	2
<b>Total Votes</b>					<b>36</b>	<b>0</b>	<b>36</b>	
<b>WARREN</b>	45 46	89 90 89	01			0	0	0
			02			3	0	3
			03			1	0	1
			01			1	0	1
			04			4	0	4
			06			0	0	0

NOTE: The last line in each community, before "Total Votes", represents the votes cast on limited ballots.

**RI GENERAL ELECTION**  
November 7, 2000

**PRESIDENTIAL ELECTORS**

Pat BUCHANAN

Community	Senate District	Rep District	Vote District	Ward	Ward District	Precinct Votes	Mail Ballots	Total Votes	
WARREN (cont'd)	47	90 89	5A			0	0	0	
			1A			1	0	1	
			05			4	0	4	
						0	0	0	
<b>Total Votes</b>					<b>14</b>	<b>0</b>	<b>14</b>		
WARWICK	14	37	02	8	3	4	0	4	
			04	8	5	3	0	3	
			05	8	6	1	0	1	
			01	2	5	2	0	2	
	15	25	02	3	2	1	0	1	
			04	8	1	3	0	3	
			01	1	1	6	0	6	
			29	01	1	2	5	0	5
			02	1	3	11	0	11	
			04	2	6	0	0	0	
			07	1	5	5	1	6	
			01	2	1	5	0	5	
			02	2	2	3	0	3	
			03	2	3	4	0	4	
	16	29	04	2	4	4	0	4	
			05	3	1	9	0	9	
			03	1	4	5	0	5	
			05	2	7	1	0	1	
			06	4	5	8	0	8	
			32	01	3	3	4	0	4
			02	4	1	7	0	7	
			03	4	2	4	0	4	
			04	4	3	1	0	1	
			05	4	4	11	0	11	
	33	33	06	5	6	1	0	1	
			01	4	6	0	0	0	
			02	5	1	3	0	3	
			34	01	3	4	4	0	4
			35	01	3	5	5	0	5
			02	3	6	4	0	4	
			03	5	2	5	0	5	
			04	5	3	6	0	6	
			05	5	4	5	0	5	
			06	6	6	0	0	0	
	34	34	02	6	1	11	0	11	
			03	6	2	6	0	6	
			04	6	3	10	0	10	
			05	6	5	7	0	7	
			06	5	5	0	0	0	
			35	03	6	4	2	0	2
			06	7	4	11	0	11	
			05	8	2	1	0	1	
35			04	7	2	10	1	11	
05			7	3	2	0	2		
17	33	07	8	8	0	0	0		
		01	9	1	6	0	6		
		02	9	2	5	0	5		
		03	9	3	4	0	4		
		03	9	3	4	0	4		
18	25 35	03	9	3	4	0	4		
		04	7	2	10	1	11		
		05	7	3	2	0	2		
		07	8	8	0	0	0		
		01	9	1	6	0	6		
		02	9	2	5	0	5		
		03	9	3	4	0	4		
		04	7	2	10	1	11		
		05	7	3	2	0	2		
		07	8	8	0	0	0		

NOTE: The last line in each community, before "Total Votes", represents the votes cast on limited ballots.

**RI GENERAL ELECTION  
November 7, 2000**

**PRESIDENTIAL ELECTORS**

**Pat BUCHANAN**

<b>Community</b>	<b>Senate District</b>	<b>Rep District</b>	<b>Vote District</b>	<b>Ward</b>	<b>Ward District</b>	<b>Precinct Votes</b>	<b>Mail Ballots</b>	<b>Total Votes</b>	
<b>WARWICK (cont'd)</b>			04	9	4	6	0	6	
			05	9	6	2	0	2	
		37	01	7	1	12	1	13	
			03	8	4	11	1	12	
			06	8	7	1	0	1	
			07	8	9	4	1	5	
		43	01	9	5	2	0	2	
		22	36	06	9	7	2	0	2
							3	0	3
	<b>Total Votes</b>						<b>258</b>	<b>5</b>	<b>263</b>
<b>WEST GREENWICH</b>	41	31	02			2	0	2	
			52	01			2	0	2
				03			3	0	3
<b>Total Votes</b>						<b>8</b>	<b>0</b>	<b>8</b>	
<b>WEST WARWICK</b>	14	39	01	1		2	0	2	
			19	38	01	2			4
				04	3		1	0	1
				06	4		7	0	7
		39		02	1		10	0	10
				03	1		3	0	3
				04	2		7	1	8
				05	3		3	0	3
		40		01	4		2	0	2
				02	4		3	0	3
				04	5		4	0	4
				05	5		2	0	2
		20	38	02	2		3	0	3
				03	3		4	0	4
			05	3		1	0	1	
		40	03	4		3	0	3	
			06	5		8	0	8	
<b>Total Votes</b>						<b>68</b>	<b>1</b>	<b>69</b>	
<b>WESTERLY</b>	25	16	05			3	0	3	
			26	50	01			10	0
				02			6	1	7
				03			3	0	3
				04			9	0	9
				05			7	1	8
		51		01			5	0	5
				02			4	0	4
				03			4	1	5
				04			2	1	3
				05			0	0	0
			06			2	0	2	
<b>Total Votes</b>						<b>56</b>	<b>4</b>	<b>60</b>	
<b>WOONSOCKET</b>	30	63	05			4	0	4	
			64	01			13	1	14
				02			8	0	8
				03			0	0	0
	31	62	01			3	0	3	

NOTE: The last line in each community, before "Total Votes", represents the votes cast on limited ballots.

**RI GENERAL ELECTION  
November 7, 2000**

**PRESIDENTIAL ELECTORS**

**Pat BUCHANAN**

<b>Community</b>	<b>Senate District</b>	<b>Rep District</b>	<b>Vote District</b>	<b>Ward</b>	<b>Ward District</b>	<b>Precinct Votes</b>	<b>Mail Ballots</b>	<b>Total Votes</b>		
<b>WOONSOCKET (cont'd)</b>			02			6	0	6		
			03			10	0	10		
			63			01	1	0	1	
			02			6	0	6		
			03			3	0	3		
			04			0	0	0		
			65			04	1	1	2	
			66			01	12	0	12	
			32			65	01	5	0	5
			02			4	0	4		
			03			3	0	3		
			66			02	1	0	1	
			03			6	0	6		
			04			4	0	4		
			0			0	0	0		
			<b>Total Votes</b>							
<b>State Wide Total</b>						<b>2,213</b>	<b>60</b>	<b>2,273</b>		

NOTE: The last line in each community, before "Total Votes", represents the votes cast on limited ballots.



**RI GENERAL ELECTION**  
November 7, 2000

**PRESIDENTIAL ELECTORS**

Ralph NADER

Community	Senate District	Rep District	Vote District	Ward	Ward District	Precinct Votes	Mail Ballots	Total Votes	
<b>BARRINGTON</b>	44	087	01			47	4	51	
			02			65	1	66	
			03			61	1	62	
		088	01			98	3	101	
			02			53	2	55	
	Total Votes			03			71	8	79
				04			51	7	58
				05			60	2	62
							20	2	22
							<b>526</b>	<b>30</b>	<b>556</b>
<b>BRISTOL</b>	45	090	01			51	0	51	
			02			53	3	56	
			03			43	1	44	
			04			39	1	40	
			091	01			58	0	58
	02				46	3	49		
	46	090	04			24	0	24	
			05			34	2	36	
			091			21	0	21	
			093			44	4	48	
					32	0	32		
Total Votes			01			44	4	48	
						<b>445</b>	<b>14</b>	<b>459</b>	
<b>BURRILLVILLE</b>	27	015	04			11	0	11	
			060			52	1	53	
		061	02			71	2	73	
			05			82	0	82	
			03			41	2	43	
	30	061	04			50	0	50	
			3A			32	0	32	
	Total Votes					10	0	10	
						<b>349</b>	<b>5</b>	<b>354</b>	
	<b>CENTRAL FALLS</b>	35	072	01	01	01	8	0	8
03				02	01	9	1	10	
05				03	01	12	0	12	
07				04	01	3	0	3	
09				05	01	18	0	18	
35		073	02	01	02	3	0	3	
			04	02	02	14	1	15	
			06	03	02	2	0	2	
			08	04	02	15	0	15	
						5	0	5	
Total Votes					<b>89</b>	<b>2</b>	<b>91</b>		
<b>CHARLESTOWN</b>	25	016	01			67	1	68	
			081			61	0	61	
		081	02			80	3	83	
			03			71	0	71	
			04			59	3	62	
						14	0	14	
Total Votes					<b>352</b>	<b>7</b>	<b>359</b>		
<b>COVENTRY</b>	20	031	02	5C		32	1	33	
		041	04	3C		37	0	37	
		042	02	4C		43	1	44	

NOTE: The last line in each community, before "Total Votes", represents the votes cast on limited ballots.



**RI GENERAL ELECTION  
November 7, 2000**

**PRESIDENTIAL ELECTORS**

**Ralph NADER**

<b>Community</b>	<b>Senate District</b>	<b>Rep District</b>	<b>Vote District</b>	<b>Ward</b>	<b>Ward District</b>	<b>Precinct Votes</b>	<b>Mail Ballots</b>	<b>Total Votes</b>	
<b>COVENTRY ( cont'd)</b>	21	024	03	5A		26	0	26	
			04	5B		28	0	28	
			05	4B		28	1	29	
			06	4D		52	3	55	
			01	2C		28	0	28	
			031	01	5D		47	1	48
			039	01	3A		16	0	16
			041	01	2D		74	0	74
			02	2B		26	0	26	
			03	3B		32	0	32	
			05	3D		41	1	42	
			06	2A		41	0	41	
			042	01	4A		21	1	22
			053	02	1B		70	0	70
			03	1C		78	1	79	
	41	053	01	1A		53	0	53	
						24	0	24	
	<b>Total Votes</b>					<b>797</b>	<b>10</b>	<b>807</b>	
	<b>CRANSTON</b>	07	013	01	3	8	25	0	25
		11		021	02	3	1	30	0
021				01	2	7	11	0	11
03				3	2	22	2	24	
05				3	4	28	0	28	
06				3	6	35	0	35	
07				3	9	4	0	4	
026				02	2	5	21	0	21
027				02	1	7	36	0	36
05				2	3	48	1	49	
06				2	8	42	2	44	
12			028	01	1	1	67	3	70
			02	1	2	80	4	84	
			05	1	5	61	3	64	
			021	04	3	3	36	0	36
			022	01	3	5	0	0	0
			07	5	7	4	0	4	
			025	01	6	5	50	3	53
			03	6	7	3	0	3	
			026	01	2	4	72	5	77
			03	2	6	60	1	61	
13			05	5	2	29	2	31	
			07	6	2	2	0	2	
			027	01	1	6	27	3	30
			03	2	1	8	0	8	
			04	2	2	48	1	49	
			028	03	1	3	60	3	63
			04	1	4	60	2	62	
			022	02	3	7	14	0	14
			03	5	1	3	0	3	
	04		5	3	27	1	28		
05	5	4	27	0	27				
06	5	5	42	0	42				
023	01	4	2	58	3	61			
			03	4	5	43	0	43	

NOTE: The last line in each community, before "Total Votes", represents the votes cast on limited ballots.

**RI GENERAL ELECTION**  
November 7, 2000

**PRESIDENTIAL ELECTORS**

Ralph NADER

Community	Senate District	Rep District	Vote District	Ward	Ward District	Precinct Votes	Mail Ballots	Total Votes
<b>CRANSTON (cont'd)</b>	14		04	4	8	21	0	21
			05	4	9	31	0	31
			06	5	6	22	2	24
			07	5	8	6	0	6
			08	5	9	10	1	11
			024	4	1	52	0	52
			023	4	3	39	1	40
			024	4	4	36	0	36
		025	03	4	7	24	0	24
			04	6	3	31	1	32
			05	6	4	62	0	62
			026	4	6	19	1	20
			04	4	6	9	0	9
			06	6	1	45	2	47
			08	6	9	34	0	34
<b>Total Votes</b>						<b>1,654</b>	<b>47</b>	<b>1,701</b>
<b>CUMBERLAND</b>	32	058	15	5		14	1	15
			16	5		58	4	62
			13	4		15	0	15
	33	067	04	2		56	1	57
			08	3		71	1	72
			10	4		57	2	59
			11	4		49	1	50
			12	4		71	2	73
			068	02	1	26	2	28
			03	1		34	0	34
	34	058	05	2		32	0	32
			06	2		66	3	69
			07	3		54	0	54
			09	3		57	0	57
			14	5		49	5	54
	35	073	01	1		36	0	36
			<b>Total Votes</b>					
<b>EAST GREENWICH</b>	22	031	06			65	2	67
			07			38	1	39
		043	01			70	3	73
			02			57	5	62
			03			58	0	58
			04			49	1	50
			05			48	2	50
			15			15	0	15
<b>Total Votes</b>						<b>400</b>	<b>14</b>	<b>414</b>
<b>EAST PROVIDENCE</b>	39	82	01	1		74	4	78
			02	1		42	0	42
	42	82	1A	1		39	0	39
			03	1		51	2	53
			04	1		23	0	23
			05	1		52	0	52
			07	2		27	0	27
			08	2		28	0	28

NOTE: The last line in each community, before "Total Votes", represents the votes cast on limited ballots.

**RI GENERAL ELECTION**  
November 7, 2000

**PRESIDENTIAL ELECTORS**

Ralph NADER

Community	Senate District	Rep District	Vote District	Ward	Ward District	Precinct Votes	Mail Ballots	Total Votes	
<b>EAST PROVIDENCE (cont'd)</b>	43	85	06	2		30	0	30	
		85	10	2		32	0	32	
		85	11	2		22	0	22	
		85	12	3		4	0	4	
		84	09	2		4	0	4	
		84	14	3		45	0	45	
		84	15	3		55	0	55	
		84	16	3		52	0	52	
		84	19	4		24	0	24	
		85	13	3		15	1	16	
	86	17	3		58	3	61		
	86	18	4		68	0	68		
	86	20	4		67	1	68		
	86	21	4		59	1	60		
	44	87	22	4		53	1	54	
			87	23	4		51	0	51
	<b>Total Votes</b>						<b>998</b>	<b>13</b>	<b>1,011</b>
<b>EXETER</b>	22	31	03			118	5	123	
		46	01			7	0	7	
	41	52	04			54	1	55	
		52	02			38	2	40	
						10	0	10	
<b>Total Votes</b>					<b>227</b>	<b>8</b>	<b>235</b>		
<b>FOSTER</b>	41	53	01			103	4	107	
			02			76	3	79	
					2	0	2		
<b>Total Votes</b>					<b>181</b>	<b>7</b>	<b>188</b>		
<b>GLOCESTER</b>	27	15	01			68	0	68	
			02			84	5	89	
	29	15	03			47	2	49	
			04			29	0	29	
	41	15	05			70	1	71	
						11	0	11	
<b>Total Votes</b>					<b>309</b>	<b>8</b>	<b>317</b>		
<b>HOPKINTON</b>	25	16	01			45	0	45	
			02			103	0	103	
			03			80	1	81	
					7	1	8		
<b>Total Votes</b>					<b>235</b>	<b>2</b>	<b>237</b>		
<b>JAMESTOWN</b>	49	98	01			144	6	150	
			02			144	3	147	
						7	0	7	
<b>Total Votes</b>					<b>295</b>	<b>9</b>	<b>304</b>		
<b>JOHNSTON</b>	05	12	3B	3		13	0	13	
		55	2D	2		4	0	4	
			3D	3		6	0	6	
	56	3A	3			29	0	29	
		3C	3			39	0	39	
	07	12	4D	4			4	0	4
			2C	2			18	2	20

NOTE: The last line in each community, before "Total Votes", represents the votes cast on limited ballots.

**RI GENERAL ELECTION  
November 7, 2000**

**PRESIDENTIAL ELECTORS**

**Ralph NADER**

<b>Community</b>	<b>Senate District</b>	<b>Rep District</b>	<b>Vote District</b>	<b>Ward</b>	<b>Ward District</b>	<b>Precinct Votes</b>	<b>Mail Ballots</b>	<b>Total Votes</b>	
<b>JOHNSTON (cont'd)</b>	28	11	4A	4		29	0	29	
			5B	5		46	2	48	
			5C	5		46	1	47	
		55	1A	1		28	5	33	
			1B	1		38	2	40	
			2A	2		28	1	29	
			2B	2		40	1	41	
		56	4B	4		58	0	58	
			4C	4		15	0	15	
			5A	5		32	0	32	
						6	0	6	
<b>Total Votes</b>					<b>479</b>	<b>14</b>	<b>493</b>		
<b>LINCOLN</b>	34	58	01	5		66	1	67	
			03	4		67	4	71	
			04	1		58	1	59	
		59	05	1		53	0	53	
			06	2		70	2	72	
			07	2		29	2	31	
			08	4		62	1	63	
		69	09	3		46	1	47	
			10	3		31	1	32	
			11	4		24	1	25	
		74	12	3		26	0	26	
			13	1		10	0	10	
						16	0	16	
<b>Total Votes</b>					<b>558</b>	<b>14</b>	<b>572</b>		
<b>LITTLE COMPTON</b>	47	94	01			152	12	164	
						9	1	10	
<b>Total Votes</b>					<b>161</b>	<b>13</b>	<b>174</b>		
<b>MIDDLETOWN</b>	48	95	03			53	2	55	
			04			48	5	53	
			09			20	1	21	
			05			50	3	53	
			06			43	4	47	
		49	95	07			39	1	40
				08			54	2	56
				01			35	3	38
				02			18	0	18
							22	2	24
<b>Total Votes</b>					<b>382</b>	<b>23</b>	<b>405</b>		
<b>NARRAGANSETT</b>	24	47	01			76	3	79	
			02			85	4	89	
			03			115	6	121	
			04			99	5	104	
		48	05			80	4	84	
			06			104	2	106	
			07			52	1	53	
			08			70	3	73	
						22	2	24	
								729	29

NOTE: The last line in each community, before "Total Votes", represents the votes cast on limited ballots.

**RI GENERAL ELECTION**  
November 7, 2000

**PRESIDENTIAL ELECTORS**

Ralph NADER

Community	Senate District	Rep District	Vote District	Ward	Ward District	Precinct Votes	Mail Ballots	Total Votes	
<b>NEW SHOREHAM</b>	06	81	01			96	6	102	
						5	0	5	
<b>Total Votes</b>						<b>101</b>	<b>6</b>	<b>107</b>	
<b>NEWPORT</b>	49	97	01	2	4	2	0	2	
			02	1	4	7	0	7	
	50	97	01	1	1	67	8	75	
			02	1	2	51	2	53	
			03	2	3	16	1	17	
			04	1	3	7	1	8	
			05	2	2	62	2	64	
			06	2	1	62	3	65	
			01	3	2	59	3	62	
			02	3	3	36	4	40	
			01	3	1	28	1	29	
			02	3	4	16	2	18	
			03	4	1	58	0	58	
			04	4	2	37	4	41	
			05	4	3	70	4	74	
<b>Total Votes</b>					<b>60</b>	<b>0</b>	<b>60</b>		
					<b>638</b>	<b>35</b>	<b>673</b>		
<b>NORTH KINGSTOWN</b>	22	45	08			90	3	93	
			07			86	3	89	
	23	44	01			66	1	67	
			02			77	3	80	
	45	45	03			60	1	61	
			04			58	4	62	
			06			87	3	90	
			09			84	8	92	
			10			95	0	95	
			11			93	7	100	
			05			98	6	104	
			18			18	2	20	
<b>Total Votes</b>							<b>912</b>	<b>41</b>	<b>953</b>
<b>NORTH PROVIDENCE</b>			05	10	3D	3	3D	47	0
	3E	3			3E	32	0	32	
	36	70	11	3	3C	10	0	10	
			3F	3	3F	35	0	35	
			1A	1	1A	31	2	33	
			3A	3	3A	44	2	46	
			1B	1	1B	66	1	67	
			1C	1	1C	34	3	37	
			1D	1	1D	38	0	38	
			3B	3	3B	14	0	14	
			1E	1	1E	37	2	39	
			2A	2	2A	57	3	60	
			2B	2	2B	25	1	26	
			3G	3	3G	33	0	33	
			37	6	2E	2	2E	28	0
2C	2	2C			47	0	47		
2D	2	2D			30	1	31		
<b>Total Votes</b>					<b>8</b>	<b>0</b>	<b>8</b>		
					<b>616</b>	<b>15</b>	<b>631</b>		

NOTE: The last line in each community, before "Total Votes", represents the votes cast on limited ballots.

**RI GENERAL ELECTION**  
November 7, 2000

**PRESIDENTIAL ELECTORS**

**Ralph NADER**

<b>Community</b>	<b>Senate District</b>	<b>Rep District</b>	<b>Vote District</b>	<b>Ward</b>	<b>Ward District</b>	<b>Precinct Votes</b>	<b>Mail Ballots</b>	<b>Total Votes</b>	
<b>NORTH SMITHFIELD</b>	30	061	01			75	1	76	
			05			70	0	70	
		62	02			50	0	50	
			03			30	1	31	
		064	04			86	2	88	
						11	3	14	
<b>Total Votes</b>						<b>322</b>	<b>7</b>	<b>329</b>	
<b>PAWTUCKET</b>	03	4	01	4	6	48	2	50	
		76	02	4	5	17	1	18	
			03	5	3	40	2	42	
	37	74	01	6	2	8	0	8	
			02	6	4	69	2	71	
		75	02	6	5	57	0	57	
	38	75	03	5	1	17	0	17	
			01	5	2	15	0	15	
			76	01	4	1	24	0	24
		77	04	5	4	36	1	37	
			06	6	6	0	0	0	
			01	4	3	39	1	40	
	39	79	02	4	4	44	1	45	
			03	3	1	22	0	22	
			04	3	5	36	3	39	
		80	05	3	6	49	2	51	
			05	2	3	11	0	11	
			01	2	6	39	0	39	
			02	2	5	48	4	52	
			03	2	4	50	1	51	
			04	3	2	51	0	51	
			01	3	3	60	0	60	
	40	76	05	6	3	11	0	11	
			78	01	6	1	7	0	7
			02	1	2	41	1	42	
		79	03	4	2	46	2	48	
			04	2	1	18	1	19	
			05	3	4	11	0	11	
			01	1	3	50	1	51	
			02	1	4	39	0	39	
			03	1	5	48	1	49	
			04	1	1	16	0	16	
	06	2	2	15	0	15			
<b>Total Votes</b>						<b>1,116</b>	<b>26</b>	<b>1,142</b>	
<b>PORTSMOUTH</b>	46	93	01			47	2	49	
			02			44	4	48	
			03			41	4	45	
			04			52	1	53	
			05			11	0	11	
	48	94	06			42	0	42	
			07			34	6	40	
			08			48	3	51	
	48	96	09			42	5	47	
			10			52	1	53	

NOTE: The last line in each community, before "Total Votes", represents the votes cast on limited ballots.

**RI GENERAL ELECTION**  
November 7, 2000

**PRESIDENTIAL ELECTORS**

Ralph NADER

Community	Senate District	Rep District	Vote District	Ward	Ward District	Precinct Votes	Mail Ballots	Total Votes	
<b>PORTSMOUTH (cont'd)</b>			11			48	3	51	
						15	4	19	
	<b>Total Votes</b>					<b>476</b>	<b>33</b>	<b>509</b>	
<b>PROVIDENCE</b>	01	1	01	5	7	26	0	26	
			03	12	2	6	0	6	
			04	12	6	38	1	39	
		7	08	12	3	24	1	25	
			04	5	5	17	0	17	
			05	5	9	56	2	58	
			06	12	10	12	0	12	
	8	07	15	3	0	0	0		
		08	6	5	6	0	6		
		04	14	6	56	0	56		
		08	5	4	27	0	27		
		10	03	6	2	32	0	32	
			14	07	15	2	0	2	
	02	1	08	12	8	11	0	11	
			12	12	4	0	0		
		2	01	13	2	28	1	29	
			02	11	1	14	0	14	
		3	04	1	5	110	3	113	
			05	1	4	169	2	171	
			05	12	7	76	1	77	
			06	2	8	138	3	141	
			08	1	3	86	1	87	
			09	1	2	96	0	96	
	4	05	2	6	60	2	62		
		06	1	1	61	1	62		
		07	2	9	15	0	15		
	03	3	03	3	7	19	1	20	
			01	3	1	31	0	31	
		4	02	2	1	51	1	52	
			03	2	3	114	1	115	
			04	2	7	57	0	57	
			10	2	4	43	0	43	
			5	01	3	2	106	1	107
				02	3	3	130	2	132
		04	3	03	3	5	84	2	86
				05	3	4	52	0	52
	06			2	2	29	2	31	
	1		02	4	6	7	1	8	
			11	14	7	8	0	8	
			13	12	1	0	0	0	
			5	07	4	5	5	0	5
				6	01	4	2	24	0
			7	02	4	3	20	1	21
				04	4	1	38	0	38
				05	14	1	1	0	1
	01			5	2	31	1	32	
	8			01	14	4	23	0	23
02		14		8	3	0	3		
03		14		5	41	0	41		

NOTE: The last line in each community, before "Total Votes", represents the votes cast on limited ballots.

**RI GENERAL ELECTION**  
November 7, 2000

**PRESIDENTIAL ELECTORS**

Ralph NADER

Community	Senate District	Rep District	Vote District	Ward	Ward District	Precinct Votes	Mail Ballots	Total Votes	
PROVIDENCE (cont'd)	05	7	05	5	1	1	0	1	
			06	14	2	16	1	17	
			07	14	3	30	0	30	
			02	5	3	38	1	39	
			03	5	8	43	2	45	
			01	6	1	31	0	31	
		10	02	5	6	23	1	24	
			05	6	4	17	0	17	
			04	6	3	0	0	0	
			07	9	01	7	3	2	2
				02	15	8	0	0	0
				12	01	7	2	18	0
		08	13	02	7	4	32	0	32
				03	15	10	2	0	2
				05	6	9	2	0	2
				01	7	6	16	0	16
				02	7	5	17	0	17
				03	15	12	35	1	36
	7		09	6	7	2	0	2	
			9	03	6	10	2	0	2
				04	15	11	32	0	32
				05	15	7	3	0	3
			12	07	13	8	80	4	84
				08	11	3	0	0	0
	11			8	2	0	0	0	
	14			07	6	11	0	0	0
				01	15	9	5	0	5
				02	13	7	38	0	38
	09		17	03	13	4	15	0	15
				04	13	3	29	0	29
		05		13	5	17	2	19	
		09		15	5	19	0	19	
		06		8	5	0	0	0	
		07		15	13	1	0	1	
		19	08	8	1	2	0	2	
			01	11	4	1	0	1	
			2	03	11	2	7	0	7
			18	03	9	4	4	0	4
			19	02	11	6	20	0	20
				03	10	1	8	0	8
		04		11	5	5	0	5	
		10	20	01	10	2	5	0	5
				02	10	3	9	0	9
				03	10	4	16	0	16
				04	9	3	19	0	19
				17	01	8	8	6	0
	03				8	9	35	1	36
	04		8		10	10	0	10	
	05		8		7	2	0	2	
	18		01		11	8	6	0	6
			02		9	2	39	2	41
			04	8	11	13	0	13	
	06		9	1	1	0	1		

NOTE: The last line in each community, before "Total Votes", represents the votes cast on limited ballots.



**RI GENERAL ELECTION**  
November 7, 2000

**PRESIDENTIAL ELECTORS**

Ralph NADER

Community	Senate District	Rep District	Vote District	Ward	Ward District	Precinct Votes	Mail Ballots	Total Votes
<b>PROVIDENCE (cont'd)</b>		19	05	11	7	22	0	22
						436	3	439
<b>Total Votes</b>						<b>3,315</b>	<b>49</b>	<b>3,364</b>
<b>RICHMOND</b>	25	52	01			98	1	99
			02			62	1	63
			03			98	1	99
						13	0	13
<b>Total Votes</b>						<b>271</b>	<b>3</b>	<b>274</b>
<b>SCITUATE</b>	21	54	02			46	0	46
			05			70	1	71
	41	54	01			60	0	60
			03			63	2	65
			04			85	2	87
						7	0	7
<b>Total Votes</b>						<b>331</b>	<b>5</b>	<b>336</b>
<b>SMITHFIELD</b>	29	57	01			56	3	59
			02			71	0	71
			03			64	1	65
			04			87	2	89
			07			19	0	19
		69	05			58	2	60
			06			82	3	85
			08			9	0	9
			09			52	2	54
			10			30	2	32
						30	2	32
<b>Total Votes</b>						<b>537</b>	<b>15</b>	<b>552</b>
<b>SOUTH KINGSTOWN</b>	06	46	09			102	1	103
		49	01			178	8	186
			03			170	12	182
			06			124	3	127
			07			105	8	113
		81	05			130	9	139
			08			119	7	126
	24	47	02			106	6	112
		48	04			142	2	144
			11			51	2	53
		49	10			57	3	60
						59	0	59
<b>Total Votes</b>						<b>1,343</b>	<b>61</b>	<b>1,404</b>
<b>TIVERTON</b>	47	92	01			54	3	57
			03			68	1	69
			04			40	1	41
			05			41	0	41
			06			23	0	23
		94	02			75	1	76
			07			39	3	42
						11	2	13
<b>Total Votes</b>						<b>351</b>	<b>11</b>	<b>362</b>
<b>WARREN</b>	45	89	01			21	1	22
			02			17	0	17
			03			47	1	48

NOTE: The last line in each community, before "Total Votes", represents the votes cast on limited ballots.

**RI GENERAL ELECTION**  
November 7, 2000

**PRESIDENTIAL ELECTORS**

Ralph NADER

Community	Senate District	Rep District	Vote District	Ward	Ward District	Precinct Votes	Mail Ballots	Total Votes
<b>WARREN (cont'd)</b>	46	90	01			6	0	6
		89	04			37	2	39
			06			31	1	32
	47		5A			19	0	19
		90	1A			8	1	9
		89	05			66	3	69
						7	0	7
<b>Total Votes</b>					<b>259</b>	<b>9</b>	<b>268</b>	
<b>WARWICK</b>	14	37	02	8	3	14	0	14
			04	8	5	39	0	39
			05	8	6	26	1	27
	15	25	01	2	5	6	0	6
			02	3	2	13	0	13
			04	8	1	8	0	8
		28	01	1	1	41	1	42
		29	01	1	2	60	2	62
			02	1	3	73	2	75
			04	2	6	9	0	9
			07	1	5	82	2	84
		30	01	2	1	43	1	44
			02	2	2	43	2	45
			03	2	3	35	0	35
			04	2	4	46	1	47
			05	3	1	51	0	51
	16	29	03	1	4	57	3	60
			05	2	7	2	0	2
			06	4	5	33	0	33
		32	01	3	3	33	1	34
			02	4	1	62	1	63
			03	4	2	44	3	47
			04	4	3	29	1	30
			05	4	4	78	1	79
			06	5	6	10	0	10
		33	01	4	6	7	1	8
			02	5	1	48	2	50
		34	01	3	4	34	2	36
		35	01	3	5	37	0	37
			02	3	6	23	0	23
	17	33	03	5	2	38	0	38
			04	5	3	68	0	68
			05	5	4	78	4	82
			06	6	6	25	0	25
		34	02	6	1	50	0	50
			03	6	2	51	0	51
			04	6	3	54	0	54
			05	6	5	62	1	63
			06	5	5	14	0	14
		35	03	6	4	15	0	15
			06	7	4	77	3	80
	18	25	05	8	2	4	0	4
		35	04	7	2	63	2	65
			05	7	3	30	0	30
			07	8	8	0	0	0

NOTE: The last line in each community, before "Total Votes", represents the votes cast on limited ballots.

**RI GENERAL ELECTION**  
November 7, 2000

**PRESIDENTIAL ELECTORS**

Ralph NADER

Community	Senate District	Rep District	Vote District	Ward	Ward District	Precinct Votes	Mail Ballots	Total Votes		
<b>WARWICK (cont'd)</b>		36	01	9	1	61	1	62		
			02	9	2	64	5	69		
			03	9	3	22	1	23		
			04	9	4	51	3	54		
			05	9	6	49	0	49		
			37	01	7	1	63	0	63	
		03		8	4	56	4	60		
		07		8	9	34	3	37		
		22	36	43	01	9	5	32	4	36
					06	9	7	35	2	37
								35	3	38
								3	0	3
		<b>Total Votes</b>					<b>2,220</b>	<b>63</b>	<b>2,283</b>	
<b>WEST GREENWICH</b>	41	31	02			56	0	56		
			01			58	2	60		
			03			46	6	52		
						3	0	3		
<b>Total Votes</b>					<b>163</b>	<b>8</b>	<b>171</b>			
<b>WEST WARWICK</b>	14	39	01	1		22	1	23		
			01	2		25	0	25		
			04	3		12	0	12		
	19	38	06	4		18	0	18		
			02	1		39	2	41		
			03	1		37	1	38		
	20	38	04	2		30	1	31		
			05	3		14	0	14		
			01	4		30	1	31		
			02	4		20	2	22		
			04	5		35	0	35		
			05	5		43	1	44		
	40	38	02	2		13	0	13		
			03	3		24	0	24		
			05	3		17	1	18		
03			4		12	0	12			
06			5		49	2	51			
					13	0	13			
<b>Total Votes</b>					<b>453</b>	<b>12</b>	<b>465</b>			
<b>WESTERLY</b>	25	16	05			19	0	19		
			01			18	1	19		
	26	50	02			42	1	43		
			03			29	2	31		
	51	50	04			35	2	37		
			05			66	2	68		
			01			36	0	36		
			02			42	2	44		
			03			54	1	55		
			04			39	6	45		
			05			34	0	34		
			06			64	5	69		
						21	2	23		
<b>Total Votes</b>					<b>499</b>	<b>24</b>	<b>523</b>			

NOTE: The last line in each community, before "Total Votes", represents the votes cast on limited ballots.


**RI GENERAL ELECTION  
November 7, 2000**

**PRESIDENTIAL ELECTORS**

**Ralph NADER**

<b>Community</b>	<b>Senate District</b>	<b>Rep District</b>	<b>Vote District</b>	<b>Ward</b>	<b>Ward District</b>	<b>Precinct Votes</b>	<b>Mail Ballots</b>	<b>Total Votes</b>	
<b>WOONSOCKET</b>	30	63	05			6	0	6	
		64	01			46	1	47	
	31			02			33	0	33
				03			19	0	19
				01			14	0	14
				02			18	1	19
				03			30	3	33
				01			10	0	10
				02			33	0	33
				03			26	0	26
	32			04			38	1	39
				04			5	0	5
				01			22	0	22
				01			27	2	29
				02			35	0	35
				03			21	1	22
				02			26	1	27
				03			31	3	34
				04			32	0	32
						9	1	10	
<b>Total Votes</b>					<b>481</b>	<b>14</b>	<b>495</b>		
<b>State Wide Total</b>					<b>24,324</b>	<b>728</b>	<b>25,052</b>		

NOTE: The last line in each community, before "Total Votes", represents the votes cast on limited ballots.



RI GENERAL ELECTION  
November 7, 2000

US SENATOR

Lincoln D. CHAFEE

US SENATOR

Community	Senate District	Rep District	Vote District	Ward	Ward District	Precinct Votes	Mail Votes	Total Votes	
BARRINGTON	44	087	01			475	24	499	
			02			879	32	911	
			03			753	37	790	
		088	01			848	44	892	
			02			590	34	624	
			03			735	68	803	
			04			694	51	745	
			05			687	33	720	
							0	0	0
		<b>Total Votes</b>					<b>5,661</b>	<b>323</b>	<b>5,984</b>
BRISTOL	45	090	01			426	20	446	
			02			539	28	567	
			03			721	37	758	
			04			559	30	589	
		091	01			538	11	549	
			02			482	15	497	
			04			292	12	304	
		46	090	05			474	13	487
				091			407	25	432
				093			410	25	435
							3	1	4
		<b>Total Votes</b>					<b>4,851</b>	<b>217</b>	<b>5,068</b>
		BURRILLVILLE	27	015	04			180	2
060						535	36	571	
02						659	30	689	
05						637	36	673	
061						462	9	471	
30	061			03			525	8	533
				04			331	15	346
				3A			4	0	4
<b>Total Votes</b>							<b>3,333</b>	<b>136</b>	<b>3,469</b>
CENTRAL FALLS	35			072	01	01	01	100	7
		03	02		01	70	2	72	
		05	03		01	178	6	184	
		07	04		01	79	0	79	
		09	05		01	242	6	248	
		35	073	02	01	02	91	2	93
				04	02	02	201	15	216
				06	03	02	43	0	43
				08	04	02	186	2	188
							1	0	1
<b>Total Votes</b>					<b>1,191</b>	<b>40</b>	<b>1,231</b>		
CHARLESTOWN	25	016	01			456	18	474	
			081			314	5	319	
			02			523	34	557	
			03			416	26	442	
			04			468	15	483	
						0	0	0	
<b>Total Votes</b>					<b>2,177</b>	<b>98</b>	<b>2,275</b>		

NOTE: The last line in each community, before "Total Votes", represents the votes cast on limited ballots.

**RI GENERAL ELECTION  
November 7, 2000**

**US SENATOR**

**Lincoln D. CHAFEE**

<b>Community</b>	<b>Senate District</b>	<b>Rep District</b>	<b>Vote District</b>	<b>Ward</b>	<b>Ward District</b>	<b>Precinct Votes</b>	<b>Mail Votes</b>	<b>Total Votes</b>		
<b>COVENTRY</b>	20	031	02	5C		423	29	452		
			04	3C		434	8	442		
			042	4C		434	24	458		
			03	5A		333	5	338		
			04	5B		267	8	275		
			05	4B		362	3	365		
	21	024	01	2C		444	9	453		
			01	5D		276	22	298		
			01	3A		609	26	635		
			01	2D		183	5	188		
			01	2D		621	20	641		
			02	2B		336	3	339		
			03	3B		310	10	320		
			05	3D		477	14	491		
			06	2A		484	10	494		
			042	4A		194	4	198		
			053	1B		624	22	646		
			03	1C		666	20	686		
			41	053	01	1A		542	13	555
								2	5	7
<b>Total Votes</b>					<b>8,021</b>	<b>260</b>	<b>8,281</b>			
<b>CRANSTON</b>	07	013	01	3	8	264	4	268		
	11	021	02	3	1	211	5	216		
			01	2	7	91	3	94		
			03	3	2	230	6	236		
			05	3	4	290	7	297		
			06	3	6	462	6	468		
			07	3	9	81	4	85		
	12	026	02	2	5	182	7	189		
			027	02	1	7	404	6	410	
			05	2	3	495	15	510		
			06	2	8	229	8	237		
			028	01	1	1	351	7	358	
				02	1	2	499	23	522	
			13	022	05	1	5	459	42	501
					04	3	3	382	9	391
					01	3	5	19	0	19
					07	5	7	59	2	61
	025	01			6	5	571	20	591	
		03			6	7	58	2	60	
	026	01			2	4	627	25	652	
		03			2	6	470	15	485	
		05			5	2	411	5	416	
		07			6	2	48	7	55	
	027	01	1	6	394	12	406			
		03	2	1	137	2	139			
		04	2	2	446	19	465			
		028	03	1	3	339	11	350		
			04	1	4	403	9	412		
		022	02	3	7	190	6	196		
	03		5	1	64	1	65			
	04		5	3	414	15	429			
	05		5	4	456	8	464			
	06		5	5	658	21	679			

NOTE: The last line in each community, before "Total Votes", represents the votes cast on limited ballots.

**RI GENERAL ELECTION**  
November 7, 2000

**US SENATOR**

**Lincoln D. CHAFEE**

<b>Community</b>	<b>Senate District</b>	<b>Rep District</b>	<b>Vote District</b>	<b>Ward</b>	<b>Ward District</b>	<b>Precinct Votes</b>	<b>Mail Votes</b>	<b>Total Votes</b>			
<b>CRANSTON (cont'd)</b>		023	01	4	2	890	28	918			
			03	4	5	561	19	580			
			04	4	8	217	7	224			
			05	4	9	332	6	338			
			06	5	6	216	8	224			
			07	5	8	123	7	130			
			08	5	9	379	12	391			
			01	4	1	815	25	840			
		14		023	02	4	3	679	37	716	
					02	4	4	542	10	552	
				024	03	4	7	368	11	379	
					04	6	3	441	20	461	
					05	6	4	504	21	525	
					04	6	8	266	47	313	
				025		04	6	8	266	47	313
						04	4	6	57	3	60
		026		06	6	1	504	21	525		
				08	6	9	309	16	325		
								0	0	0	
<b>Total Votes</b>						<b>17,597</b>	<b>630</b>	<b>18,227</b>			
<b>CUMBERLAND</b>	32	058	15	5		220	5	225			
			16	5		667	7	674			
	33		067	13	4		195	3	198		
				04	2		492	10	502		
			08		04	2		492	10	502	
					08	3		660	8	668	
					10	4		568	26	594	
					11	4		560	18	578	
			12		068	02	1		701	27	728
						02	1		211	10	221
	03			03	1		391	6	397		
				05	2		405	6	411		
	06			06	2		581	23	604		
				07	3		450	16	466		
	09			09	3		640	10	650		
				14	5		776	34	810		
	34	058	14	5		776	34	810			
	35		073	01	1		375	4	379		
							2	0	2		
	<b>Total Votes</b>						<b>7,894</b>	<b>213</b>	<b>8,107</b>		
<b>EAST GREENWICH</b>	22	031	06			698	28	726			
			07			498	26	524			
		043	01			646	26	672			
			02			633	26	659			
			03			592	29	621			
			04			637	33	670			
			05			535	29	564			
					0	1	1				
<b>Total Votes</b>						<b>4,239</b>	<b>198</b>	<b>4,437</b>			
<b>EAST PROVIDENCE</b>	39	82	01	1		605	25	630			
			02	1		448	28	476			
	42		82	1A	1		262	6	268		
			82	03	1		476	21	497		
			83	04	1		261	6	267		
			83	05	1		517	29	546		

NOTE: The last line in each community, before "Total Votes", represents the votes cast on limited ballots.



**RI GENERAL ELECTION**  
November 7, 2000

**US SENATOR**

**Lincoln D. CHAFEE**

<b>Community</b>	<b>Senate District</b>	<b>Rep District</b>	<b>Vote District</b>	<b>Ward</b>	<b>Ward District</b>	<b>Precinct Votes</b>	<b>Mail Votes</b>	<b>Total Votes</b>	
<b>E.PROVIDENCE (cont'd)</b>	43	83	07	2		249	12	261	
		83	08	2		209	9	218	
		85	06	2		283	7	290	
		85	10	2		282	14	296	
		85	11	2		195	4	199	
		85	12	3		131	8	139	
		84	09	2		43	4	47	
		84	14	3		456	51	507	
		84	15	3		468	13	481	
		84	16	3		391	16	407	
		84	19	4		275	13	288	
		85	13	3		111	5	116	
	86	17	3		307	11	318		
	86	18	4		499	11	510		
	86	20	4		558	14	572		
	86	21	4		486	19	505		
	44	87	22	4		601	24	625	
			87	23	4		316	8	324
							0	0	0
<b>Total Votes</b>						<b>8,429</b>	<b>358</b>	<b>8,787</b>	
<b>EXETER</b>	22	31	03			907	40	947	
		46	01			75	2	77	
	41	52	04			410	24	434	
		52	02			274	9	283	
					0	0	0		
<b>Total Votes</b>					<b>1,666</b>	<b>75</b>	<b>1,741</b>		
<b>FOSTER</b>	41	53	01			701	13	714	
			02			633	30	663	
						0	0	0	
<b>Total Votes</b>					<b>1,334</b>	<b>43</b>	<b>1,377</b>		
<b>GLOCESTER</b>	27	15	01			513	22	535	
			02			639	18	657	
	29	15	03			447	20	467	
			04			261	5	266	
	41	15	05			647	23	670	
					0	0	0		
<b>Total Votes</b>					<b>2,507</b>	<b>88</b>	<b>2,595</b>		
<b>HOPKINTON</b>	25	16	01			457	12	469	
			02			744	16	760	
			03			679	18	697	
					39	0	39		
<b>Total Votes</b>					<b>1,919</b>	<b>46</b>	<b>1,965</b>		
<b>JAMESTOWN</b>	49	98	01			1,024	66	1,090	
			02			1,025	63	1,088	
						1	0	1	
<b>Total Votes</b>					<b>2,050</b>	<b>129</b>	<b>2,179</b>		
<b>JOHNSTON</b>	05	12	3B	3		91	0	91	
		55	2D	2		44	0	44	
	56		3D	3		83	1	84	
			3A	3		317	8	325	
			3C	3		652	10	662	

NOTE: The last line in each community, before "Total Votes", represents the votes cast on limited ballots.

**RI GENERAL ELECTION**  
November 7, 2000

**US SENATOR**

**Lincoln D. CHAFEE**

<b>Community</b>	<b>Senate District</b>	<b>Rep District</b>	<b>Vote District</b>	<b>Ward</b>	<b>Ward District</b>	<b>Precinct Votes</b>	<b>Mail Votes</b>	<b>Total Votes</b>	
<b>JOHNSTON (cont'd)</b>	07 28	12 11	4D	4		68	2	70	
			2C	2		241	1	242	
			4A	4		294	3	297	
	55	55	5B	5		613	13	626	
			5C	5		684	19	703	
			1A	1		460	26	486	
			1B	1		662	27	689	
			2A	2		482	17	499	
			2B	2		591	27	618	
	56	56	4B	4		654	11	665	
			4C	4		216	16	232	
			5A	5		483	12	495	
						0	0	0	
<b>Total Votes</b>					<b>6,635</b>	<b>193</b>	<b>6,828</b>		
<b>LINCOLN</b>	34	58	01	5		645	27	672	
			03	4		781	36	817	
			59	04	1		614	17	631
				05	1		458	15	473
				06	2		687	20	707
				07	2		437	16	453
			69	08	4		678	20	698
				09	3		738	20	758
				10	3		404	10	414
				11	4		173	6	179
			74	12	3		285	6	291
				13	1		147	3	150
			<b>Total Votes</b>					<b>6,047</b>	<b>196</b>
<b>LITTLE COMPTON</b>	47	94	01			1,279	132	1,411	
						6	0	6	
<b>Total Votes</b>					<b>1,285</b>	<b>132</b>	<b>1,417</b>		
<b>MIDDLETOWN</b>	48	95	03			575	33	608	
			04			475	27	502	
			96	09			217	6	223
				05			558	52	610
			99	06			382	58	440
				07			592	28	620
				08			542	34	576
				49	95	01		349	28
			02				227	20	247
			<b>Total Votes</b>					<b>3,922</b>	<b>286</b>
<b>NARRAGANSETT</b>	24	47	01			564	40	604	
			02			476	23	499	
			03			731	58	789	
			48	04			532	46	578
				05			485	21	506
				06			616	27	643
				07			264	3	267
			08			523	26	549	
			<b>Total Votes</b>					<b>4,1910</b>	<b>244</b>

NOTE: The last line in each community, before "Total Votes", represents the votes cast on limited ballots.

**RI GENERAL ELECTION**  
November 7, 2000

**US SENATOR**

**Lincoln D. CHAFEE**

<b>Community</b>	<b>Senate District</b>	<b>Rep District</b>	<b>Vote District</b>	<b>Ward</b>	<b>Ward District</b>	<b>Precinct Votes</b>	<b>Mail Votes</b>	<b>Total Votes</b>
<b>NEW SHOREHAM</b>	06	81	01			567	125	692
						0	0	0
<b>Total Votes</b>						<b>567</b>	<b>125</b>	<b>692</b>
<b>NEWPORT</b>	49	97	01	2	4	47	0	47
			02	1	4	69	7	76
		98	01	1	1	563	50	613
			02	1	2	441	23	464
	50	97	03	2	3	214	13	227
			04	1	3	84	4	88
			05	2	2	546	30	576
			06	2	1	417	26	443
		99	01	3	2	399	32	431
			02	3	3	424	27	451
		100	01	3	1	170	18	188
			02	3	4	238	27	265
			03	4	1	444	24	468
			04	4	2	456	57	513
			05	4	3	608	39	647
						14	0	14
<b>Total Votes</b>						<b>5,134</b>	<b>377</b>	<b>5,511</b>
<b>NORTH KINGSTOWN</b>	22	45	08			665	46	711
		46	07			730	41	771
	23	44	01			724	33	757
			02			788	51	839
			03			513	13	526
			04			578	29	607
		45	06			554	34	588
			09			629	57	686
			10			491	24	515
			11			704	45	749
		46	05			999	46	1,045
						2	1	3
<b>Total Votes</b>						<b>7,377</b>	<b>420</b>	<b>7,797</b>
<b>NORTH PROVIDENCE</b>	05	10	3D	3	3D	359	14	373
			3E	3	3E	297	8	305
		11	3C	3	3C	70	0	70
		70	3F	3	3F	405	14	419
	36	11	1A	1	1A	326	10	336
			3A	3	3A	523	7	530
		70	1B	1	1B	563	15	578
			1C	1	1C	601	14	615
			1D	1	1D	493	14	507
			3B	3	3B	262	12	274
		71	1E	1	1E	433	9	442
			2A	2	2A	782	33	815
			2B	2	2B	449	10	459
			3G	3	3G	375	5	380
	37	6	2E	2	2E	418	5	423
		71	2C	2	2C	560	9	569
		74	2D	2	2D	353	5	358
						35	0	35
<b>Total Votes</b>						<b>7,304</b>	<b>184</b>	<b>7,488</b>

NOTE: The last line in each community, before "Total Votes", represents the votes cast on limited ballots.

**RI GENERAL ELECTION**  
November 7, 2000

**US SENATOR**

**Lincoln D. CHAFEE**

<b>Community</b>	<b>Senate District</b>	<b>Rep District</b>	<b>Vote District</b>	<b>Ward</b>	<b>Ward District</b>	<b>Precinct Votes</b>	<b>Mail Votes</b>	<b>Total Votes</b>
<b>NORTH SMITHFIELD</b>	30	061	01			739	19	758
			05			700	18	718
		62	02			567	43	610
			03			415	14	429
		064	04			735	24	759
						4	0	4
<b>Total Votes</b>					<b>3,160</b>	<b>118</b>	<b>3,278</b>	
<b>PAWTUCKET</b>	03	4	01	4	6	352	21	373
			02	4	5	194	9	203
			03	5	3	302	9	311
	37	74	01	6	2	122	4	126
			02	6	4	624	16	640
			02	6	5	539	17	556
	38	75	03	5	1	173	2	175
			01	5	2	189	7	196
			01	4	1	199	4	203
	77		04	5	4	276	10	286
			06	6	6	19	0	19
			01	4	3	274	9	283
			02	4	4	261	15	276
			03	3	1	246	7	253
			04	3	5	328	7	335
	39	79	05	3	6	416	12	428
			05	2	3	106	4	110
			01	2	6	401	19	420
	40	80	02	2	5	501	11	512
			03	2	4	481	10	491
			04	3	2	452	13	465
			01	3	3	594	33	627
			05	6	3	117	5	122
			01	6	1	58	8	66
	79		02	1	2	276	7	283
			03	4	2	260	9	269
			04	2	1	173	3	176
			05	3	4	91	0	91
			01	1	3	457	17	474
			02	1	4	347	18	365
	48	96	03	1	5	538	14	552
			04	1	1	178	1	179
			06	2	2	82	0	82
<b>Total Votes</b>					<b>9,642</b>	<b>321</b>	<b>9,963</b>	
<b>PORTSMOUTH</b>	46	93	01			451	24	475
			02			456	23	479
			03			550	41	591
			04			549	52	601
			05			79	4	83
			06			461	41	502
			07			432	36	468
			08			496	41	537
			09			629	64	693
			10			553	47	600

NOTE: The last line in each community, before "Total Votes", represents the votes cast on limited ballots.

**RI GENERAL ELECTION**  
November 7, 2000

**US SENATOR**

**Lincoln D. CHAFEE**

Community	Senate District	Rep District	Vote District	Ward	Ward District	Precinct Votes	Mail Votes	Total Votes
<b>PORTSMOUTH (cont'd)</b>			11			545	47	592
						9	1	10
<b>Total Votes</b>						<b>5,210</b>	<b>421</b>	<b>5,631</b>
<b>PROVIDENCE</b>	01	1	01	5	7	141	2	143
			03	12	2	20	0	20
			04	12	6	123	2	125
			08	12	3	183	3	186
		7	04	5	5	120	1	121
			05	5	9	408	41	449
			06	12	10	117	0	117
			07	15	3	0	0	0
			08	6	5	27	2	29
		8	04	14	6	124	0	124
			08	5	4	123	8	131
		10	03	6	2	248	4	252
		14	07	15	2	3	1	4
			08	12	8	81	2	83
	02	1	12	12	4	6	0	6
		2	01	13	2	149	12	161
			02	11	1	92	4	96
			04	1	5	368	13	381
			05	1	4	433	33	466
		3	05	12	7	362	23	385
			06	2	8	476	27	503
			08	1	3	232	11	243
			09	1	2	191	4	195
		4	05	2	6	247	9	256
			06	1	1	202	12	214
			07	2	9	99	4	103
	03	3	03	3	7	113	4	117
		4	01	3	1	164	8	172
			02	2	1	582	35	617
			03	2	3	787	52	839
			04	2	7	298	14	312
			10	2	4	286	16	302
		5	01	3	2	422	16	438
			02	3	3	411	29	440
			03	3	5	351	12	363
			05	3	4	193	10	203
			06	2	2	110	8	118
	04	1	02	4	6	72	6	78
			11	14	7	78	2	80
			13	12	1	3	0	3
		5	07	4	5	61	20	81
		6	01	4	2	406	12	418
			02	4	3	302	8	310
			04	4	1	349	15	364
			05	14	1	16	1	17
		7	01	5	2	231	7	238
		8	01	14	4	249	8	257
			02	14	8	28	1	29
			03	14	5	352	6	358
			05	5	1	36	0	36

NOTE: The last line in each community, before "Total Votes", represents the votes cast on limited ballots.

**RI GENERAL ELECTION**  
November 7, 2000

**US SENATOR**

**Lincoln D. CHAFEE**

Community	Senate District	Rep District	Vote District	Ward	Ward District	Precinct Votes	Mail Votes	Total Votes	
PROVIDENCE (cont'd)	05	7	06	14	2	173	3	176	
			07	14	3	267	5	272	
			02	5	3	221	7	228	
			03	5	8	371	6	377	
			01	6	1	283	5	288	
			02	5	6	158	1	159	
		07	10	05	6	4	165	2	167
				04	6	3	35	1	36
				01	7	3	16	0	16
				02	15	8	2	0	2
			12	01	7	2	131	3	134
				02	7	4	272	5	277
	03			15	10	12	2	14	
	05			6	9	58	2	60	
	13			01	7	6	273	10	283
				02	7	5	192	8	200
				03	15	12	249	7	256
				08	7	09	6	7	48
	03		6			10	15	0	15
	9		04		15	11	91	2	93
			05		15	7	35	0	35
			07		13	8	252	16	268
		08	11		3	21	16	37	
		11	8		2	10	0	10	
		12	07		6	11	2	0	2
			14		01	15	9	14	0
		02			13	7	167	3	170
		03			13	4	166	9	175
		04			13	3	144	12	156
	05	13		5	172	7	179		
	09	15		5	55	1	56		
	09	17	06	8	5	12	0	12	
			07	15	13	2	0	2	
			08	8	1	24	0	24	
		19	01	11	4	14	0	14	
			2	03	11	2	53	9	62
			18	03	9	4	50	0	50
			19	02	11	6	144	9	153
				03	10	1	106	2	108
				04	11	5	19	0	19
			10	20	01	10	2	95	1
	02	10			3	124	3	127	
	03	10			4	151	0	151	
	17	04		9	3	159	0	159	
		01		8	8	90	4	94	
		03		8	9	321	3	324	
		04		8	10	47	1	48	
		05		8	7	37	0	37	
		18		01	11	8	23	0	23
				02	9	2	236	18	254
				04	8	11	73	1	74
		19		06	9	1	49	0	49
05	11		7	68	4	72			

NOTE: The last line in each community, before "Total Votes", represents the votes cast on limited ballots.

**RI GENERAL ELECTION**  
November 7, 2000

**US SENATOR**

**Lincoln D. CHAFEE**

<b>Community</b>	<b>Senate District</b>	<b>Rep District</b>	<b>Vote District</b>	<b>Ward</b>	<b>Ward District</b>	<b>Precinct Votes</b>	<b>Mail Votes</b>	<b>Total Votes</b>
<b>PROVIDENCE (cont'd)</b>						0	2	2
<b>Total Votes</b>						<b>16,442</b>	<b>698</b>	<b>17,140</b>
<b>RICHMOND</b>	25	52	01			722	17	739
			02			464	9	473
			03			572	13	585
<b>Total Votes</b>						<b>1,759</b>	<b>39</b>	<b>1,798</b>
<b>SCITUATE</b>	21	54	02			511	18	529
			05			582	14	596
	41	54	01			686	33	719
			03			703	33	736
			04			713	32	745
<b>Total Votes</b>						<b>3,199</b>	<b>132</b>	<b>3,331</b>
<b>SMITHFIELD</b>	29	57	01			620	30	650
			02			469	11	480
			03			571	17	588
			04			891	51	942
			07			245	11	256
		69	05			481	63	544
			06			665	16	681
			08			82	3	85
			09			550	40	590
			10			289	13	302
<b>Total Votes</b>						<b>4,863</b>	<b>255</b>	<b>5,118</b>
<b>SOUTH KINGSTOWN</b>	06	46	09			239	4	243
			01			915	43	958
			03			909	51	960
			06			471	25	496
			07			506	26	532
		81	05			857	69	926
			08			806	48	854
	24	47	02			475	37	512
			04			724	43	767
			11			320	12	332
		49	10			277	10	287
<b>Total Votes</b>						<b>6,499</b>	<b>368</b>	<b>6,867</b>
<b>TIVERTON</b>	47	92	01			579	28	607
			03			602	11	613
			04			507	22	529
			05			469	18	487
			06			278	6	284
		94	02			627	29	656
			07			531	20	551
<b>Total Votes</b>						<b>3,593</b>	<b>134</b>	<b>3,727</b>
<b>WARREN</b>	45	89	01			229	5	234
			02			165	7	172
			03			241	6	247
		90	01			201	17	218

NOTE: The last line in each community, before "Total Votes", represents the votes cast on limited ballots.

**RI GENERAL ELECTION**  
November 7, 2000

**US SENATOR**

**Lincoln D. CHAFEE**

<b>Community</b>	<b>Senate District</b>	<b>Rep District</b>	<b>Vote District</b>	<b>Ward</b>	<b>Ward District</b>	<b>Precinct Votes</b>	<b>Mail Votes</b>	<b>Total Votes</b>
<b>WARREN (cont'd)</b>	46	89	04			351	17	368
			06			268	10	278
			5A			129	8	137
	47	89	1A			129	4	133
			05			654	43	697
<b>Total Votes</b>						<b>2,368</b>	<b>117</b>	<b>2,485</b>
<b>WARWICK</b>	14	37	02	8	3	134	2	136
			04	8	5	447	14	461
			05	8	6	377	24	401
	15	25	01	2	5	83	0	83
			02	3	2	162	18	180
			04	8	1	135	1	136
			01	1	1	265	6	271
			01	1	2	583	11	594
			02	1	3	700	19	719
			04	2	6	76	1	77
			07	1	5	743	25	768
			01	2	1	478	8	486
			02	2	2	540	17	557
	16	29	03	2	3	404	17	421
			04	2	4	538	8	546
			05	3	1	576	6	582
			03	1	4	651	28	679
			05	2	7	49	0	49
			06	4	5	344	9	353
			01	3	3	578	11	589
			02	4	1	567	9	576
			03	4	2	567	24	591
			04	4	3	358	2	360
	17	33	05	4	4	629	21	650
			06	5	6	77	1	78
			01	4	6	37	1	38
			02	5	1	571	21	592
			01	3	4	298	12	310
			01	3	5	409	11	420
			02	3	6	244	2	246
			03	5	2	486	9	495
			04	5	3	551	5	556
			05	5	4	891	27	918
	18	35	06	6	6	211	1	212
			02	6	1	506	3	509
			03	6	2	449	14	463
			04	6	3	557	8	565
			05	6	5	618	24	642
			06	5	5	178	8	186
			03	6	4	197	4	201
			06	7	4	852	33	885
			05	8	2	67	1	68
			04	7	2	816	28	844
	18	35	05	7	3	273	5	278
			07	8	8	2	0	2
			01	9	1	617	16	633

NOTE: The last line in each community, before "Total Votes", represents the votes cast on limited ballots.



**RI GENERAL ELECTION  
November 7, 2000**

**US SENATOR**

**Lincoln D. CHAFEE**

<b>Community</b>	<b>Senate District</b>	<b>Rep District</b>	<b>Vote District</b>	<b>Ward</b>	<b>Ward District</b>	<b>Precinct Votes</b>	<b>Mail Votes</b>	<b>Total Votes</b>
<b>WARWICK (cont'd)</b>			02	9	2	963	66	1,029
			03	9	3	431	14	445
			04	9	4	717	48	765
			05	9	6	459	12	471
		37	01	7	1	672	18	690
			03	8	4	665	41	706
			06	8	7	70	1	71
			07	8	9	497	25	522
		43	01	9	5	291	13	304
		22	36	06	9	445	21	466
						0	0	0
<b>Total Votes</b>					<b>24,101</b>	<b>774</b>	<b>24,875</b>	
<b>WEST GREENWICH</b>	41	31	02			416	19	435
		52	01			620	8	628
			03			475	16	491
						0	0	0
<b>Total Votes</b>					<b>1,511</b>	<b>43</b>	<b>1,554</b>	
<b>WEST WARWICK</b>	14	39	01	1		336	13	349
	19	38	01	2		423	11	434
			04	3		80	3	83
			06	4		268	8	276
		39	02	1		463	22	485
			03	1		409	17	426
			04	2		300	6	306
			05	3		148	4	152
		40	01	4		379	18	397
			02	4		247	14	261
			04	5		490	24	514
			05	5		432	15	447
	20	38	02	2		68	3	71
			03	3		307	9	316
			05	3		231	6	237
	40	03	4		144	5	149	
		06	5		633	24	657	
					6	1	7	
<b>Total Votes</b>					<b>5,364</b>	<b>203</b>	<b>5,567</b>	
<b>WESTERLY</b>	25	16	05			209	2	211
	26	50	01			300	5	305
			02			334	12	346
			03			238	16	254
			04			438	12	450
			05			548	32	580
		51	01			383	32	415
			02			440	17	457
			03			580	39	619
			04			513	58	571
			05			410	32	442
			06			514	25	539
					0	1	1	
<b>Total Votes</b>					<b>4,907</b>	<b>283</b>	<b>5,190</b>	

NOTE: The last line in each community, before "Total Votes", represents the votes cast on limited ballots.


**RI GENERAL ELECTION  
November 7, 2000**

**US SENATOR**

**Lincoln D. CHAFEE**

<b>Community</b>	<b>Senate District</b>	<b>Rep District</b>	<b>Vote District</b>	<b>Ward</b>	<b>Ward District</b>	<b>Precinct Votes</b>	<b>Mail Votes</b>	<b>Total Votes</b>	
<b>WOONSOCKET</b>	30	63	05			80	0	80	
		64	01			367	24	391	
			02			432	12	444	
			03			323	9	332	
	31	62	01				225	9	234
			02				198	4	202
			03				321	0	321
			01				146	4	150
		63	02				223	1	224
	03					306	9	315	
	04					346	13	359	
	04					98	2	100	
		65	01				318	6	324
	01					347	12	359	
	32	65	02				393	6	399
			03				317	3	320
			02				292	9	301
			03				392	9	401
			04				458	8	466
		66					0	0	0
						0	0	0	
<b>Total Votes</b>						<b>5,582</b>	<b>140</b>	<b>5,722</b>	
<b>State Wide Total</b>						<b>213,531</b>	<b>9,057</b>	<b>222,588</b>	

NOTE: The last line in each community, before "Total Votes", represents the votes cast on limited ballots.



**RI GENERAL ELECTION**  
November 7, 2000

**US SENATOR**

**Robert A. WEYGAND**

<b>Community</b>	<b>Senate District</b>	<b>Rep District</b>	<b>Vote District</b>	<b>Ward</b>	<b>Ward District</b>	<b>Precinct Votes</b>	<b>Mail Votes</b>	<b>Total Votes</b>		
<b>BARRINGTON</b>	44	087	01			237	8	245		
			02			363	17	380		
			03			331	18	349		
		088	01			359	15	374		
			02			387	15	402		
			03			245	21	266		
			04			203	16	219		
			05			297	9	306		
							2	0	2	
		<b>Total Votes</b>					<b>2,424</b>	<b>119</b>	<b>2,543</b>	
<b>BRISTOL</b>	45	090	01			305	9	314		
			02			367	21	388		
			03			291	24	315		
			04			421	36	457		
		091	01			491	12	503		
			02			558	23	581		
			04			197	3	200		
		46	090	05			331	11	342	
				091	03			368	23	391
					093	01			259	11
					1	2	3			
<b>Total Votes</b>					<b>3,589</b>	<b>175</b>	<b>3,764</b>			
<b>BURRILLVILLE</b>	27	015	04			70	1	71		
			060	01			389	34	423	
			02			407	17	424		
		061	05			328	29	357		
			03			251	8	259		
			04			280	10	290		
		30	061	3A			195	2	197	
							2	0	2	
		<b>Total Votes</b>					<b>1,922</b>	<b>101</b>	<b>2,023</b>	
<b>CENTRAL FALLS</b>	35	072	01	01	01	128	2	130		
			03	02	01	57	6	63		
			05	03	01	281	1	282		
			07	04	01	121	2	123		
			09	05	01	363	4	367		
		073	02	01	02	132	4	136		
			04	02	02	294	26	320		
			06	03	02	103	2	105		
			08	04	02	340	9	349		
						0	0	0		
<b>Total Votes</b>					<b>1,819</b>	<b>56</b>	<b>1,875</b>			
<b>CHARLESTOWN</b>	25	016	01			257	3	260		
			081	01			168	2	170	
		081	02			238	11	249		
			03			198	16	214		
			04			226	11	237		
						0	0	0		
<b>Total Votes</b>					<b>1,087</b>	<b>43</b>	<b>1,130</b>			
<b>COVENTRY</b>	20	031	02	5C		254	20	274		
		041	04	3C		376	5	381		
		042	02	4C		346	15	361		

NOTE: The last line in each community, before "Total Votes", represents the votes cast on limited ballots.

**RI GENERAL ELECTION  
November 7, 2000**

**US SENATOR**

**Robert A. WEYGAND**

<b>Community</b>	<b>Senate District</b>	<b>Rep District</b>	<b>Vote District</b>	<b>Ward</b>	<b>Ward District</b>	<b>Precinct Votes</b>	<b>Mail Votes</b>	<b>Total Votes</b>		
<b>COVENTRY ( Cont'd)</b>	21	024	03	5A		274	4	278		
			04	5B		235	13	248		
			05	4B		243	7	250		
			06	4D		355	9	364		
			01	2C		216	18	234		
			031	01	5D		299	13	312	
			039	01	3A		118	2	120	
			041	01	2D		387	7	394	
			02	01	2B		200	3	203	
			03	01	3B		229	10	239	
			05	01	3D		371	10	381	
			06	01	2A		324	9	333	
			042	01	4A		102	2	104	
			053	02	1B		383	11	394	
			03	01	1C		362	9	371	
			41	053	01	1A		209	7	216
								2	2	4
<b>Total Votes</b>					<b>5,285</b>	<b>176</b>	<b>5,461</b>			
<b>CRANSTON</b>	07	013	01	3	8	305	10	315		
		021	02	3	1	262	4	266		
	11	021	01	2	7	69	9	78		
			03	3	2	258	13	271		
			05	3	4	271	5	276		
			06	3	6	413	4	417		
			07	3	9	109	2	111		
		026	02	2	5	177	6	183		
		027	02	1	7	314	13	327		
			05	2	3	437	16	453		
			06	2	8	211	6	217		
		028	01	1	1	350	12	362		
			02	1	2	309	14	323		
			05	1	5	366	17	383		
	12	021	04	3	3	315	10	325		
		022	01	3	5	20	0	20		
			07	5	7	57	5	62		
		025	01	6	5	409	22	431		
			03	6	7	40	0	40		
		026	01	2	4	442	16	458		
			03	2	6	342	17	359		
			05	5	2	352	6	358		
			07	6	2	33	2	35		
		027	01	1	6	323	11	334		
			03	2	1	164	6	170		
			04	2	2	372	10	382		
		028	03	1	3	188	11	199		
			04	1	4	205	3	208		
	13	022	02	3	7	236	5	241		
			03	5	1	68	4	72		
			04	5	3	469	14	483		
		05	5	4	453	12	465			
		06	5	5	550	13	563			
	023	01	4	2	489	15	504			
		03	4	5	381	7	388			

NOTE: The last line in each community, before "Total Votes", represents the votes cast on limited ballots.

**RI GENERAL ELECTION**  
November 7, 2000

**US SENATOR**

**Robert A. WEYGAND**

<b>Community</b>	<b>Senate District</b>	<b>Rep District</b>	<b>Vote District</b>	<b>Ward</b>	<b>Ward District</b>	<b>Precinct Votes</b>	<b>Mail Votes</b>	<b>Total Votes</b>	
<b>CRANSTON (cont'd)</b>	14		04	4	8	83	3	86	
			05	4	9	194	1	195	
			06	5	6	171	10	181	
			07	5	8	159	5	164	
			08	5	9	194	8	202	
			024	01	4	1	454	16	470
			023	02	4	3	364	20	384
			024	02	4	4	396	10	406
				03	4	7	212	8	220
				04	6	3	344	8	352
				05	6	4	373	16	389
			025	04	6	8	233	51	284
			026	04	4	6	46	7	53
				06	6	1	246	10	256
				08	6	9	224	7	231
							0	0	0
		<b>Total Votes</b>						<b>13,452</b>	<b>500</b>
<b>CUMBERLAND</b>	32	058	15	5		142	4	146	
		058	16	5		463	16	479	
		067	13	4		86	2	88	
	33	067	04	2		496	19	515	
			08	3		488	7	495	
			10	4		366	12	378	
			11	4		252	15	267	
			12	4		331	47	378	
			068	02	1		221	3	224
	34		03	1		337	6	343	
			05	2		379	13	392	
			06	2		398	11	409	
			07	3		252	6	258	
			09	3		452	11	463	
			058	14	5		516	39	555
		35	073	01	1		407	5	412
						1	0	1	
<b>Total Votes</b>						<b>5,587</b>	<b>216</b>	<b>5,803</b>	
<b>EAST GREENWICH</b>	22	031	06			265	12	277	
			07			174	5	179	
		043	01			239	14	253	
			02			238	8	246	
			03			306	16	322	
			04			222	16	238	
			05			177	7	184	
						0	0	0	
<b>Total Votes</b>						<b>1,621</b>	<b>78</b>	<b>1,699</b>	
<b>EAST PROVIDENCE</b>	39	82	01	1		463	21	484	
			02	1		475	16	491	
			1A	1		215	5	220	
	42	82	03	1		238	9	247	
			04	1		344	18	362	
			05	1		554	36	590	
			07	2		414	19	433	
			83	08	2		416	7	423

NOTE: The last line in each community, before "Total Votes", represents the votes cast on limited ballots.

**RI GENERAL ELECTION**  
November 7, 2000

**US SENATOR**

**Robert A. WEYGAND**

<b>Community</b>	<b>Senate District</b>	<b>Rep District</b>	<b>Vote District</b>	<b>Ward</b>	<b>Ward District</b>	<b>Precinct Votes</b>	<b>Mail Votes</b>	<b>Total Votes</b>		
<b>E. PROVIDENCE (cont'd)</b>	43	84	85	06	2	438	15	453		
			10	2	480	13	493			
			11	2	258	9	267			
			12	3	160	3	163			
			09	2	88	0	88			
			14	3	550	55	605			
			15	3	557	13	570			
			16	3	397	38	435			
			19	4	211	12	223			
			85	3	238	5	243			
	44	86	86	17	3	327	9	336		
			18	4	536	15	551			
			20	4	411	15	426			
			86	21	499	19	518			
			87	22	538	24	562			
			23	4	256	11	267			
			0	0	0	0	0			
			<b>Total Votes</b>					<b>9,063</b>	<b>387</b>	<b>9,450</b>
	<b>EXETER</b>	22	31	03			428	21	449	
				46	01		44	4	48	
52				04		145	11	156		
41		52	02			123	4	127		
			0	0	0					
<b>Total Votes</b>					<b>740</b>	<b>40</b>	<b>780</b>			
<b>FOSTER</b>	41	53	01			313	16	329		
			02			228	13	241		
			0	0	0					
<b>Total Votes</b>					<b>541</b>	<b>29</b>	<b>570</b>			
<b>GLOUCESTER</b>	27	15	01			307	6	313		
			02			336	13	349		
			03			214	11	225		
	29	15	04			146	1	147		
			41	15	05			404	14	418
					1	0	1			
<b>Total Votes</b>					<b>1,408</b>	<b>45</b>	<b>1,453</b>			
<b>HOPKINTON</b>	25	16	01			272	6	278		
			02			317	17	334		
			03			327	9	336		
			31	0	31					
			<b>Total Votes</b>					<b>947</b>	<b>32</b>	<b>979</b>
<b>JAMESTOWN</b>	49	98	01			398	46	444		
			02			474	35	509		
			0	0	0					
<b>Total Votes</b>					<b>872</b>	<b>81</b>	<b>953</b>			
<b>JOHNSTON</b>	05	12	3B	3		104	3	107		
			55	2D	2		56	5	61	
			3D	3		83	4	87		
			56	3A	3		362	8	370	
	07	12	3C	3		604	20	624		
			4D	4		82	2	84		
			2C	2		261	12	273		

NOTE: The last line in each community, before "Total Votes", represents the votes cast on limited ballots.

**RI GENERAL ELECTION**  
**November 7, 2000**

**US SENATOR**

**Robert A. WEYGAND**

<b>Community</b>	<b>Senate District</b>	<b>Rep District</b>	<b>Vote District</b>	<b>Ward</b>	<b>Ward District</b>	<b>Precinct Votes</b>	<b>Mail Votes</b>	<b>Total Votes</b>	
<b>JOHNSTON (cont'd)</b>	28	11	4A	4		265	6	271	
			5B	5		397	11	408	
			5C	5		496	14	510	
		55	1A	1		512	57	569	
			1B	1		628	33	661	
			2A	2		446	29	475	
			2B	2		496	39	535	
		56	4B	4		577	12	589	
			4C	4		214	13	227	
			5A	5		415	14	429	
0				0	0	0			
<b>Total Votes</b>					<b>5,998</b>	<b>282</b>	<b>6,280</b>		
<b>LINCOLN</b>	34	58	01	5		510	19	529	
			03	4		470	14	484	
			04	1		295	7	302	
		59	05	1		261	7	268	
			06	2		418	11	429	
			07	2		281	8	289	
			08	4		317	13	330	
		69	09	3		396	9	405	
			10	3		156	7	163	
			11	4		108	5	113	
		74	12	3		187	2	189	
			13	1		74	2	76	
			0			0	0	0	
<b>Total Votes</b>					<b>3,473</b>	<b>104</b>	<b>3,577</b>		
<b>LITTLE COMPTON</b>	47	94	01			562	44	606	
			1			1	0	1	
<b>Total Votes</b>					<b>563</b>	<b>44</b>	<b>607</b>		
<b>MIDDLETOWN</b>	48	95	03			307	24	331	
			04			279	16	295	
			09			131	2	133	
			05			273	23	296	
		49	95	06			181	24	205
				07			304	24	328
				08			233	12	245
				01			223	15	238
				02			151	10	161
				2			2	0	2
<b>Total Votes</b>					<b>2,084</b>	<b>150</b>	<b>2,234</b>		
<b>NARRAGANSETT</b>	24	47	01			348	28	376	
			02			372	29	401	
			03			483	28	511	
			04			343	30	373	
			48	05			356	14	370
				06			434	25	459
				07			180	5	185
				08			321	13	334
<b>Total Votes</b>					<b>2,837</b>	<b>172</b>	<b>3,009</b>		
<b>NEW SHOREHAM</b>	06	81	01			229	56	285	
			2			2	0	2	
<b>Total Votes</b>					<b>231</b>	<b>56</b>	<b>287</b>		

NOTE: The last line in each community, before "Total Votes", represents the votes cast on limited ballots.



**RI GENERAL ELECTION**  
November 7, 2000

**US SENATOR**

**Robert A. WEYGAND**

Community	Senate District	Rep District	Vote District	Ward	Ward District	Precinct Votes	Mail Votes	Total Votes	
NEWPORT	49	97	01	2	4	77	2	79	
			02	1	4	61	7	68	
	50	98	01	1	1	283	11	294	
			02	1	2	313	15	328	
			03	2	3	127	6	133	
		97	04	1	3	70	6	76	
			05	2	2	345	20	365	
			06	2	1	323	19	342	
			99	01	3	2	228	10	238
				02	3	3	246	15	261
		100	01	3	1	86	8	94	
			02	3	4	180	26	206	
			03	4	1	276	18	294	
			04	4	2	260	25	285	
			05	4	3	340	27	367	
						4	1	5	
<b>Total Votes</b>						<b>3,219</b>	<b>216</b>	<b>3,435</b>	
NORTH KINGSTOWN	22	45	08			255	17	272	
			07			516	34	550	
	23	44	01			429	17	446	
			02			329	27	356	
			03			395	14	409	
	45	04			384	15	399		
		06			290	17	307		
		09			360	35	395		
		10			317	16	333		
		11			341	20	361		
	46	05			591	37	628		
					3	0	3		
<b>Total Votes</b>						<b>4,210</b>	<b>249</b>	<b>4,459</b>	
NORTH PROVIDENCE	05	10	3D	3	3D	335	15	350	
			3E	3	3E	281	6	287	
	36	11	3C	3	3C	50	1	51	
			3F	3	3F	406	31	437	
		70	1A	1	1A	350	16	366	
			3A	3	3A	497	6	503	
		70	1B	1	1B	494	18	512	
			1C	1	1C	559	9	568	
			1D	1	1D	490	30	520	
		71	3B	3	3B	248	10	258	
			1E	1	1E	421	7	428	
			2A	2	2A	524	25	549	
	2B		2	2B	436	10	446		
	3G		3	3G	357	8	365		
	37	6	2E	2	2E	438	8	446	
			2C	2	2C	403	12	415	
		74	2D	2	2D	317	5	322	
					34	0	34		
<b>Total Votes</b>						<b>6,640</b>	<b>217</b>	<b>6,857</b>	
NORTH SMITHFIELD	30	061	01			417	13	430	
			05			346	7	353	
		62	02			332	39	371	

NOTE: The last line in each community, before "Total Votes", represents the votes cast on limited ballots.

**RI GENERAL ELECTION**  
November 7, 2000

**US SENATOR**

**Robert A. WEYGAND**

<b>Community</b>	<b>Senate District</b>	<b>Rep District</b>	<b>Vote District</b>	<b>Ward</b>	<b>Ward District</b>	<b>Precinct Votes</b>	<b>Mail Votes</b>	<b>Total Votes</b>	
<b>NO. SMITHFIELD (cont'd)</b>			03			221	9	230	
		064	04			437	7	444	
						1	0	1	
	<b>Total Votes</b>					<b>1,754</b>	<b>75</b>	<b>1,829</b>	
<b>PAWTUCKET</b>	03	4	01	4	6	190	10	200	
		76	02	4	5	172	14	186	
			03	5	3	217	7	224	
	37	74	01	6	2	219	10	229	
			02	6	4	576	11	587	
		75	02	6	5	431	13	444	
	38	75	03	5	1	326	2	328	
		76	01	5	2	305	14	319	
			01	4	1	240	2	242	
			04	5	4	371	8	379	
			06	6	6	19	0	19	
		77	01	4	3	286	13	299	
	39		02	4	4	330	26	356	
			03	3	1	288	21	309	
			04	3	5	257	10	267	
			05	3	6	395	16	411	
		79	05	2	3	99	0	99	
		80	01	2	6	375	12	387	
			02	2	5	419	14	433	
			03	2	4	413	12	425	
			04	3	2	468	10	478	
		40	82	01	3	3	452	36	488
			76	05	6	3	167	10	177
			78	01	6	1	83	8	91
			02	1	2	283	6	289	
			03	4	2	287	9	296	
			04	2	1	265	4	269	
			05	3	4	79	1	80	
	79		01	1	3	430	13	443	
			02	1	4	313	13	326	
			03	1	5	382	8	390	
		04	1	1	201	3	204		
		06	2	2	102	8	110		
<b>Total Votes</b>					<b>28</b>	<b>0</b>	<b>28</b>		
					<b>9,468</b>	<b>344</b>	<b>9,812</b>		
<b>PORTSMOUTH</b>	46	93	01			234	12	246	
			02			284	24	308	
			03			256	19	275	
	48		04			319	23	342	
			05			28	0	28	
		94	06			176	14	190	
			07			207	26	233	
		96	08			268	19	287	
			09			272	21	293	
		10			223	25	248		
		11			219	18	237		
					4	3	7		
<b>Total Votes</b>					<b>2,490</b>	<b>204</b>	<b>2,694</b>		

NOTE: The last line in each community, before "Total Votes", represents the votes cast on limited ballots.

**RI GENERAL ELECTION**  
November 7, 2000

**US SENATOR**

**Robert A. WEYGAND**

Community	Senate District	Rep District	Vote District	Ward	Ward District	Precinct Votes	Mail Votes	Total Votes			
PROVIDENCE	01	1	01	5	7	136	2	138			
			03	12	2	25	0	25			
			04	12	6	223	2	225			
			08	12	3	295	4	299			
		7	04	5	5	116	2	118			
			05	5	9	494	45	539			
			06	12	10	163	4	167			
			07	15	3	0	0	0			
		8	08	6	5	52	0	52			
			04	14	6	163	4	167			
			08	5	4	139	4	143			
			03	6	2	348	1	349			
		10	14	07	15	2	6	0	6		
					12	8	154	4	158		
	12				4	2	1	3			
	01				13	2	145	11	156		
	02	2	02	11	1	144	5	149			
				04	1	5	313	5	318		
				05	1	4	460	34	494		
				05	12	7	124	16	140		
				06	2	8	271	9	280		
				08	1	3	225	6	231		
				09	1	2	177	3	180		
				05	2	6	146	8	154		
				06	1	1	111	7	118		
				07	2	9	44	0	44		
	03	3	03	3	7	150	3	153			
				01	3	1	129	3	132		
				02	2	1	280	19	299		
				03	2	3	361	16	377		
				04	2	7	157	10	167		
				10	2	4	119	6	125		
				01	3	2	354	27	381		
				02	3	3	393	27	420		
				03	3	5	447	3	450		
				05	3	4	153	8	161		
	04	1	06	2	2	78	2	80			
				02	4	6	169	17	186		
				11	14	7	67	1	68		
				13	12	1	5	0	5		
				07	4	5	90	19	109		
				5	6	01	4	2	395	3	398
							02	4	3	338	2
				7	8	04	4	1	382	14	396
							14	1	18	0	18
				01	5	2	254	7	261		
				01	14	4	201	9	210		
				02	14	8	32	0	32		
				03	14	5	388	6	394		
				05	5	1	26	0	26		
	06	14	2	225	1	226					
	07	14	3	307	6	313					
	05	7	02	5	3	284	5	289			

NOTE: The last line in each community, before "Total Votes", represents the votes cast on limited ballots.

**RI GENERAL ELECTION**  
November 7, 2000

**US SENATOR**

**Robert A. WEYGAND**

Community	Senate District	Rep District	Vote District	Ward	Ward District	Precinct Votes	Mail Votes	Total Votes	
PROVIDENCE (cont'd)	07	10	03	5	8	382	6	388	
			01	6	1	365	6	371	
			02	5	6	173	6	179	
			05	6	4	255	2	257	
			04	6	3	45	1	46	
		012	9	01	7	3	96	0	96
			02	15	8	5	5	0	5
			12	01	7	2	217	4	221
			02	7	4	421	20	441	
			03	15	10	19	22	41	
08	13	05	6	9	147	32	179		
		01	7	6	364	24	388		
		02	7	5	325	16	341		
		03	15	12	506	15	521		
		09	6	7	98	0	98		
	7	9	03	6	10	33	1	34	
		04	15	11	199	7	206		
		05	15	7	93	1	94		
		07	13	8	417	11	428		
		08	11	3	101	5	106		
09	12	11	8	2	43	0	43		
		07	6	11	6	0	6		
		14	01	15	9	43	0	43	
		02	13	7	220	1	221		
		03	13	4	180	10	190		
	17	04	13	3	152	28	180		
		05	13	5	201	4	205		
		09	15	5	90	0	90		
		06	8	5	45	0	45		
		07	15	13	18	0	18		
20	08	8	1	62	0	62			
	19	01	11	4	67	0	67		
	2	03	11	2	83	13	96		
	18	03	9	4	78	1	79		
	19	02	11	6	388	13	401		
10	19	03	10	1	439	6	445		
		04	11	5	48	1	49		
		01	10	2	241	2	243		
		02	10	3	287	1	288		
		03	10	4	332	2	334		
	17	04	9	3	346	2	348		
		01	8	8	414	9	423		
		03	8	9	527	9	536		
		04	8	10	113	1	114		
		05	8	7	136	2	138		
18	01	11	8	76	0	76			
	02	9	2	867	26	893			
	04	8	11	123	0	123			
	06	9	1	248	3	251			
	19	05	11	7	136	4	140		
<b>Total Votes</b>									
						<b>20,548</b>	<b>719</b>	<b>21,267</b>	

NOTE: The last line in each community, before "Total Votes", represents the votes cast on limited ballots.

**RI GENERAL ELECTION**  
November 7, 2000

**US SENATOR**

**Robert A. WEYGAND**

<b>Community</b>	<b>Senate District</b>	<b>Rep District</b>	<b>Vote District</b>	<b>Ward</b>	<b>Ward District</b>	<b>Precinct Votes</b>	<b>Mail Votes</b>	<b>Total Votes</b>
<b>RICHMOND</b>	25	52	01			401	9	410
			02			224	11	235
			03			348	5	353
						1	0	1
			<b>Total Votes</b>					<b>974</b>
<b>SCITUATE</b>	21	54	02			256	9	265
			05			293	10	303
	41	54	01			269	15	284
			03			307	11	318
			04			333	15	348
						8	2	10
			<b>Total Votes</b>					<b>1,466</b>
<b>SMITHFIELD</b>	29	57	01			433	16	449
			02			427	14	441
			03			417	10	427
			04			618	30	648
			07			154	2	156
			05	69		291	41	332
			06			471	24	495
			08			50	1	51
			09			367	35	402
			10			114	8	122
						0	0	0
<b>Total Votes</b>					<b>3,342</b>	<b>181</b>	<b>3,523</b>	
<b>SOUTH KINGSTOWN</b>	06	46	09			275	6	281
			01			539	23	562
			03			528	32	560
			06			334	22	356
			07			255	13	268
			05	81		413	32	445
			08			420	30	450
			02	24	47	305	22	327
			04		48	483	15	498
			11			177	8	185
			10		49	148	7	155
						1	2	3
			<b>Total Votes</b>					<b>3,878</b>
<b>TIVERTON</b>	47	92	01			286	20	306
			03			453	5	458
			04			381	15	396
			05			335	20	355
			06			265	4	269
			02	94		293	14	307
			07			284	9	293
						0	0	0
<b>Total Votes</b>					<b>2,297</b>	<b>87</b>	<b>2,384</b>	
<b>WARREN</b>	45	89	01			187	6	193
			02			114	5	119
			03			153	13	166
			01	90		112	7	119
			04	46	89	264	23	287
			06			235	7	242

NOTE: The last line in each community, before "Total Votes", represents the votes cast on limited ballots.

**RI GENERAL ELECTION**  
November 7, 2000

**US SENATOR**

**Robert A. WEYGAND**

Community	Senate District	Rep District	Vote District	Ward	Ward District	Precinct Votes	Mail Votes	Total Votes		
<b>WARREN (cont'd)</b>	47	90	5A			197	15	212		
		89	1A			77	22	99		
			05			401	18	419		
						0	0	0		
<b>Total Votes</b>					<b>1,740</b>	<b>116</b>	<b>1,856</b>			
<b>WARWICK</b>	14	37	02	8	3	71	1	72		
			04	8	5	224	9	233		
			05	8	6	237	14	251		
	15	25	01	2	5	83	0	83		
			02	3	2	79	7	86		
			04	8	1	89	4	93		
			28	01	1	1	125	3	128	
			29	01	1	2	316	2	318	
				02	1	3	388	23	411	
				04	2	6	44	2	46	
				07	1	5	353	9	362	
				30	01	2	1	293	7	300
					02	2	2	337	10	347
	16	29	03	2	3	270	4	274		
			04	2	4	320	6	326		
			05	3	1	294	4	298		
			03	1	4	338	9	347		
			05	2	7	32	0	32		
			06	4	5	182	6	188		
			32	01	3	3	292	14	306	
				02	4	1	378	6	384	
				03	4	2	295	13	308	
				04	4	3	197	8	205	
				05	4	4	335	8	343	
				06	5	6	64	0	64	
			33	01	4	6	21	1	22	
				02	5	1	341	11	352	
			17	33	34	01	3	4	170	10
	35	01			3	5	247	4	251	
		02			3	6	177	4	181	
		03			5	2	232	8	240	
		04			5	3	289	6	295	
		05			5	4	310	16	326	
		06			6	6	87	2	89	
	34	02			6	1	288	5	293	
		03			6	2	275	6	281	
		04			6	3	287	7	294	
		05			6	5	331	12	343	
	18	25			35	06	5	5	95	3
				03	6	4	97	0	97	
				06	7	4	426	11	437	
				05	8	2	93	6	99	
35			04	7	2	565	20	585		
			05	7	3	109	4	113		
			07	8	8	2	0	2		
36			01	9	1	296	7	303		
	02	9	2	408	23	431				
	03	9	3	330	9	339				

NOTE: The last line in each community, before "Total Votes", represents the votes cast on limited ballots.

**RI GENERAL ELECTION  
November 7, 2000**

**US SENATOR**

**Robert A. WEYGAND**

<b>Community</b>	<b>Senate District</b>	<b>Rep District</b>	<b>Vote District</b>	<b>Ward</b>	<b>Ward District</b>	<b>Precinct Votes</b>	<b>Mail Votes</b>	<b>Total Votes</b>
<b>WARWICK (cont'd)</b>			04	9	4	260	19	279
			05	9	6	88	1	89
		37	01	7	1	314	6	320
			03	8	4	367	20	387
			06	8	7	37	1	38
			07	8	9	255	10	265
		43	01	9	5	117	8	125
		22	36	06	9	188	9	197
						0	0	0
	<b>Total Votes</b>					<b>12,738</b>	<b>418</b>	<b>13,156</b>
<b>WEST GREENWICH</b>	41	31	02			230	3	233
			01			244	7	251
			03			179	4	183
						0	0	0
<b>Total Votes</b>					<b>653</b>	<b>14</b>	<b>667</b>	
<b>WEST WARWICK</b>	14	39	01	1		387	28	415
	19	38	01	2		397	12	409
			04	3		87	1	88
			06	4		163	6	169
		39	02	1		401	12	413
			03	1		314	17	331
			04	2		308	16	324
			05	3		123	6	129
		40	01	4		262	13	275
			02	4		269	6	275
			04	5		296	9	305
		20	38	05	5	300	15	315
				02	2	67	1	68
				03	3	261	7	268
			40	05	3	190	9	199
			03	4	134	3	137	
			06	5	474	14	488	
					2	0	2	
<b>Total Votes</b>					<b>4,435</b>	<b>175</b>	<b>4,610</b>	
<b>WESTERLY</b>	25	16	05			173	6	179
	26	50	01			360	23	383
			02			374	10	384
			03			199	15	214
			04			335	15	350
			05			477	28	505
		51	01			342	32	374
			02			399	29	428
			03			343	24	367
			04			307	21	328
			05			211	13	224
			06		281	17	298	
					0	0	0	
<b>Total Votes</b>					<b>3,801</b>	<b>233</b>	<b>4,034</b>	
<b>WOONSOCKET</b>	30	63	05			83	2	85
		64	01			450	26	476
			02			398	10	408
			03			285	7	292

NOTE: The last line in each community, before "Total Votes", represents the votes cast on limited ballots.

**RI GENERAL ELECTION  
November 7, 2000**


**US SENATOR**

**Robert A. WEYGAND**

<b>Community</b>	<b>Senate District</b>	<b>Rep District</b>	<b>Vote District</b>	<b>Ward</b>	<b>Ward District</b>	<b>Precinct Votes</b>	<b>Mail Votes</b>	<b>Total Votes</b>	
<b>WOONSOCKET (cont'd)</b>	31	62	01			187	9	196	
			02			255	2	257	
			03			256	6	262	
	31	63	01			239	6	245	
			02			198	3	201	
			03			366	1	367	
			04			253	14	267	
	32	65	04			72	1	73	
			01			195	2	197	
		66	65	01			246	12	258
			66	02			359	10	369
				03			318	5	323
				02			352	21	373
			03			329	8	337	
	04			401	6	407			
				0			1	1	
	<b>Total Votes</b>					<b>5,242</b>	<b>152</b>	<b>5,394</b>	
<b>State Wide Total</b>					<b>154,438</b>	<b>6,585</b>	<b>161,023</b>		

NOTE: The last line in each community, before "Total Votes", represents the votes cast on limited ballots.





**RI GENERAL ELECTION**  
November 7, 2000

**US SENATOR**

**Christopher YOUNG**

<b>Community</b>	<b>Senate District</b>	<b>Rep District</b>	<b>Vote District</b>	<b>Ward</b>	<b>Ward District</b>	<b>Precinct Votes</b>	<b>Mall Votes</b>	<b>Total Votes</b>	
<b>BARRINGTON</b>	44	087	01			5	0	5	
			02			11	0	11	
			03			7	0	7	
		088	01			17	0	17	
			02			4	0	4	
			03			12	0	12	
			04			11	0	11	
			05			7	0	7	
							0	0	0
		<b>Total Votes</b>					<b>74</b>	<b>0</b>	<b>74</b>
<b>BRISTOL</b>	45	090	01			10	0	10	
			02			5	0	5	
			03			4	0	4	
			04			11	0	11	
		091	01			5	0	5	
			02			10	0	10	
			04			3	0	3	
		46	090	05			8	0	8
				091	03		7	0	7
				093	01		4	0	4
							0	0	0
							0	0	0
		<b>Total Votes</b>					<b>67</b>	<b>0</b>	<b>67</b>
<b>BURRILLVILLE</b>	27	015	04			3	0	3	
			060	01		13	0	13	
			02			8	0	8	
		061	05			25	0	25	
			03			10	0	10	
			04			13	0	13	
			30	061	3A		7	0	7
					0	0	0		
		<b>Total Votes</b>						<b>79</b>	<b>0</b>
		<b>CENTRAL FALLS</b>	35	072	01	01	01	6	0
03	02				01	1	0	1	
05	03				01	1	0	1	
07	04				01	0	0	0	
09	05				01	4	0	4	
073	02			01	02	3	0	3	
	04			02	02	2	1	3	
	06			03	02	1	0	1	
	08			04	02	4	0	4	
						0	0	0	
<b>Total Votes</b>					<b>22</b>	<b>1</b>	<b>23</b>		
<b>CHARLESTOWN</b>	25	016	01			15	0	15	
			081	01		9	0	9	
			02			6	0	6	
			03			4	0	4	
			04			13	0	13	
						0	0	0	
<b>Total Votes</b>					<b>47</b>	<b>0</b>	<b>47</b>		
<b>COVENTRY</b>	20	031	02	5C		9	1	10	
		041	04	3C		15		15	
		042	02	4C		8	2	10	

NOTE: The last line in each community, before "Total Votes", represents the votes cast on limited ballots.

**RI GENERAL ELECTION**  
November 7, 2000

**US SENATOR**

**Christopher YOUNG**

Community	Senate District	Rep District	Vote District	Ward	Ward District	Precinct Votes	Mail Votes	Total Votes		
<b>COVENTRY (cont'd)</b>	21	024	03	5A		2	0	2		
			04	5B		2	1	3		
			05	4B		11	0	11		
			06	4D		14	1	15		
			01	2C		6	0	6		
			031	5D		11	0	11		
			039	3A		8	0	8		
			041	2D		12	0	12		
			02	2B		9	0	9		
			03	3B		3	0	3		
			05	3D		13	0	13		
			06	2A		6	0	6		
			042	4A		6	0	6		
			053	1B		21	0	21		
			03	1C		17	0	17		
			41	053	01	1A		12	0	12
								0	0	0
			<b>Total Votes</b>					<b>185</b>	<b>5</b>	<b>190</b>
			<b>CRANSTON</b>	07	013	01	3	8	4	0
11	021	02		3	1	4	0	4		
		01		2	7	3	0	3		
		03		3	2	9	0	9		
		05		3	4	5	0	5		
		06		3	6	12	0	12		
		07		3	9	1	0	1		
		026		02	2	5	6	0	6	
		027		02	1	7	12	0	12	
		05		2	3	16	0	16		
		06		2	8	6	0	6		
		028		01	1	1	14	0	14	
12	021	02		1	2	14	0	14		
		05		1	5	9	0	9		
		04		3	3	6	0	6		
		01		3	5	4	0	4		
		07		5	7	0	0	0		
		01		6	5	11	0	11		
		03		6	7	1	0	1		
		01		2	4	20	0	20		
		03		2	6	7	0	7		
		05		5	2	7	0	7		
		07		6	2	1	0	1		
027	01	1		6	13	0	13			
13	028	03		2	1	4	0	4		
		04		2	2	8	0	8		
		03		1	3	3	0	3		
		04		1	4	5	0	5		
		022		02	3	7	11	0	11	
		03		5	1	3	0	3		
		04		5	3	7	0	7		
		05	5	4	9	0	9			
		06	5	5	9	1	10			
		023	01	4	2	11	0	11		
			03	4	5	10	0	10		

NOTE: The last line in each community, before "Total Votes", represents the votes cast on limited ballots.

**RI GENERAL ELECTION**  
November 7, 2000

**US SENATOR**

**Christopher YOUNG**

<b>Community</b>	<b>Senate District</b>	<b>Rep District</b>	<b>Vote District</b>	<b>Ward</b>	<b>Ward District</b>	<b>Precinct Votes</b>	<b>Mail Votes</b>	<b>Total Votes</b>
<b>CRANSTON (cont'd)</b>	14	024	04	4	8	1	0	1
			05	4	9	4	0	4
			06	5	6	3	0	3
			07	5	8	5	0	5
			08	5	9	3	1	4
			01	4	1	6	0	6
			02	4	3	4	0	4
			02	4	4	8	0	8
			03	4	7	5	0	5
			04	6	3	6	1	7
			05	6	4	3	0	3
			04	6	8	4	1	5
			04	4	6	0	0	0
			06	6	1	7	0	7
			08	6	9	1	0	1
<b>Total Votes</b>					<b>325</b>	<b>4</b>	<b>329</b>	
<b>CUMBERLAND</b>	32	058	15	5		6	1	7
			16	5		10	1	11
			13	4		7	0	7
	33	067	04	2		14	0	14
			08	3		14	0	14
			10	4		8	0	8
			11	4		4	2	6
			12	4		12	0	12
	068	02	1		2	0	2	
		03	1		9	0	9	
		05	2		4	0	4	
		06	2		9	0	9	
		07	3		4	0	4	
	34	058	14	5		7	0	7
			01	1		4	0	4
	35	073	01	1		16	0	16
	<b>Total Votes</b>					<b>130</b>	<b>4</b>	<b>134</b>
<b>EAST GREENWICH</b>	22	031	06			2	1	3
			07			8	0	8
			01			4	0	4
			02			10	1	11
			03			11	0	11
			04			2	0	2
			05			3	0	3
<b>Total Votes</b>					<b>40</b>	<b>2</b>	<b>42</b>	
<b>EAST PROVIDENCE</b>	39	82	01	1		9	0	9
			02	1		7	0	7
	42	82	1A	1		4	0	4
			03	1		4	0	4
			04	1		7	0	7
			05	1		7	0	7
			07	2		11	0	11
			08	2		10	0	10

NOTE: The last line in each community, before "Total Votes", represents the votes cast on limited ballots.

**RI GENERAL ELECTION**  
**November 7, 2000**

**US SENATOR**

**Christopher YOUNG**

<b>Community</b>	<b>Senate District</b>	<b>Rep District</b>	<b>Vote District</b>	<b>Ward</b>	<b>Ward District</b>	<b>Precinct Votes</b>	<b>Mail Votes</b>	<b>Total Votes</b>	
<b>E. PROVIDENCE (cont'd)</b>	43	85	06	2		5	1	6	
		85	10	2		6	1	7	
		85	11	2		1	0	1	
		85	12	3		2	0	2	
		84	09	2		0	0	0	
		84	14	3		5	0	5	
		84	15	3		11	1	12	
		84	16	3		7	0	7	
		84	19	4		5	0	5	
		85	13	3		3	0	3	
	86	17	3		8	0	8		
	86	18	4		8	0	8		
	86	20	4		15	0	15		
	86	21	4		13	0	13		
	44	87	22	4		7	0	7	
			87	23	4		10	0	10
	<b>Total Votes</b>						<b>165</b>	<b>3</b>	<b>168</b>
<b>EXETER</b>	22	31	03			0	0	0	
		46	01			18	0	18	
		52	04			0	0	0	
	41	52	02			11	0	11	
						10	0	10	
<b>Total Votes</b>					<b>39</b>	<b>0</b>	<b>39</b>		
<b>FOSTER</b>	41	53	01			20	1	21	
			02			10	0	10	
						0	0	0	
<b>Total Votes</b>					<b>30</b>	<b>1</b>	<b>31</b>		
<b>GLOCESTER</b>	27	15	01			13	1	14	
			02			14	0	14	
			03			12	0	12	
	29	15	04			4	0	4	
	41	15	05			13	0	13	
						0	0	0	
<b>Total Votes</b>					<b>56</b>	<b>1</b>	<b>57</b>		
<b>HOPKINTON</b>	25	16	01			15	1	16	
			02			18	0	18	
			03			21	0	21	
						6	0	6	
		<b>Total Votes</b>					<b>60</b>	<b>1</b>	<b>61</b>
<b>JAMESTOWN</b>	49	98	01			19	2	21	
			02			18	1	19	
						0	0	0	
<b>Total Votes</b>					<b>37</b>	<b>3</b>	<b>40</b>		
<b>JOHNSTON</b>	05	12	3B	3		5	0	5	
		55	2D	2		0	0	0	
			3D	3		4	0	4	
		56	3A	3		14	0	14	
			3C	3		15	0	15	
			4D	4		3	0	3	
	07	12	2C	2		10	0	10	

NOTE: The last line in each community, before "Total Votes", represents the votes cast on limited ballots.

**RI GENERAL ELECTION**  
November 7, 2000

**US SENATOR**

**Christopher YOUNG**

<b>Community</b>	<b>Senate District</b>	<b>Rep District</b>	<b>Vote District</b>	<b>Ward</b>	<b>Ward District</b>	<b>Precinct Votes</b>	<b>Mail Votes</b>	<b>Total Votes</b>	
<b>JOHNSTON (cont'd)</b>	28	11	4A	4		1	0	1	
			5B	5		10	0	10	
			5C	5		16	1	17	
		55	1A	1		9	1	10	
			1B	1		17	0	17	
			2A	2		6	0	6	
			2B	2		16	0	16	
		56	4B	4		9	0	9	
			4C	4		3	0	3	
			5A	5		4	0	4	
						0	0	0	
<b>Total Votes</b>					<b>142</b>	<b>2</b>	<b>144</b>		
<b>LINCOLN</b>	34	58	01	5		10	0	10	
			03	4		18	1	19	
			04	1		8	0	8	
		59	05	1		11	0	11	
			06	2		6	0	6	
			07	2		11	0	11	
			08	4		11	1	12	
		69	09	3		9	0	9	
			10	3		4	0	4	
			11	4		4	1	5	
		74	12	3		3	0	3	
			13	1		0	0	0	
						0	0	0	
<b>Total Votes</b>					<b>95</b>	<b>3</b>	<b>98</b>		
<b>LITTLE COMPTON</b>	47	94	01			25	1	26	
						1	0	1	
<b>Total Votes</b>					<b>26</b>	<b>1</b>	<b>27</b>		
<b>MIDDLETOWN</b>	48	95	03			9	1	10	
			04			4	0	4	
			09			4	0	4	
			05			18	0	18	
			06			8	0	8	
		49	95	07			8	0	8
				08			6	0	6
				01			12	1	13
				02			4	0	4
							0	0	0
<b>Total Votes</b>					<b>73</b>	<b>2</b>	<b>75</b>		
<b>NARRAGANSETT</b>	24	47	01			14	0	14	
			02			15	0	15	
			03			11	0	11	
			04			11	0	11	
			48	05			6	1	7
				06			13	2	15
				07			5	0	5
				08			7	0	7
		<b>Total Votes</b>					<b>82</b>	<b>3</b>	<b>85</b>
<b>NEW SHOREHAM</b>	06	81	01			15	3	18	
<b>Total Votes</b>						<b>15</b>	<b>3</b>	<b>18</b>	

NOTE: The last line in each community, before "Total Votes", represents the votes cast on limited ballots.

**RI GENERAL ELECTION  
November 7, 2000**

**US SENATOR**

**Christopher YOUNG**

<b>Community</b>	<b>Senate District</b>	<b>Rep District</b>	<b>Vote District</b>	<b>Ward</b>	<b>Ward District</b>	<b>Precinct Votes</b>	<b>Mail Votes</b>	<b>Total Votes</b>	
<b>NEWPORT</b>	49	97	01	2	4	0	0	0	
			02	1	4	1	0	1	
	50	98	97	01	1	1	7	0	7
				02	1	2	6	0	6
		99	97	03	2	3	3	0	3
				04	1	3	2	0	2
		99	97	05	2	2	8	0	8
				06	2	1	9	0	9
		100	97	01	3	2	6	0	6
				02	3	3	6	0	6
		100	97	01	3	1	2	0	2
				02	3	4	3	1	4
		100	97	03	4	1	10	0	10
				04	4	2	5	0	5
		100	97	05	4	3	11	1	12
				00			0	0	0
<b>Total Votes</b>						<b>79</b>	<b>2</b>	<b>81</b>	
<b>NORTH KINGSTOWN</b>	22	45	08			10	1	11	
			07			10	0	10	
	23	44	01			9	0	9	
			02			10	2	12	
	45	44	03			7	0	7	
			04			11	1	12	
	45	44	06			9	2	11	
			09			10	0	10	
	46	44	10			9	0	9	
			11			17	1	18	
	46	44	05			8	0	8	
00					0	0	0		
<b>Total Votes</b>						<b>110</b>	<b>7</b>	<b>117</b>	
<b>NORTH PROVIDENCE</b>	05	10	3D	3	3D	13	0	13	
			3E	3	3E	6	0	6	
	36	10	11	3	3C	1	0	1	
			70	3	3F	9	0	9	
	36	10	11	1	1A	3	0	3	
			70	3	3A	10	1	11	
	70	10	1B	1	1B	11	1	12	
			1C	1	1C	6	0	6	
	70	10	1D	1	1D	9	0	9	
			3B	3	3B	2	0	2	
	71	10	1E	1	1E	6	0	6	
			2A	2	2A	15	0	15	
	37	10	2B	2	2B	6	1	7	
			3G	3	3G	11	0	11	
	37	10	2E	2	2E	8	0	8	
			71	2	2C	5	0	5	
37	10	74	2	2D	5	0	5		
		00			0	0	0		
<b>Total Votes</b>						<b>126</b>	<b>3</b>	<b>129</b>	
<b>NORTH SMITHFIELD</b>	30	061	01			16	1	17	
			05			14	0	14	
	30	061	02			6	1	7	

NOTE: The last line in each community, before "Total Votes", represents the votes cast on limited ballots.

**RI GENERAL ELECTION**  
November 7, 2000

**US SENATOR**

**Christopher YOUNG**

<b>Community</b>	<b>Senate District</b>	<b>Rep District</b>	<b>Vote District</b>	<b>Ward</b>	<b>Ward District</b>	<b>Precinct Votes</b>	<b>Mail Votes</b>	<b>Total Votes</b>	
<b>NO. SMITHFIELD (cont'd)</b>			03			4	0	4	
		064	04			13	0	13	
						0	0	0	
	<b>Total Votes</b>					<b>53</b>	<b>2</b>	<b>55</b>	
<b>PAWTUCKET</b>	03	4	01	4	6	4	0	4	
		76	02	4	5	3	0	3	
	37	74	03	5	3	6	2	8	
			01	6	2	9	0	9	
		75	02	6	4	10	1	11	
			02	6	5	13	0	13	
	38	75	03	5	1	8	0	8	
			01	5	2	7	0	7	
		76	01	4	1	7	0	7	
			04	5	4	16	0	16	
	77	06	6	6	6	0	0	0	
			01	4	3	9	0	9	
			02	4	4	11	0	11	
			03	3	1	4	0	4	
		04	3	5	9	0	9		
			05	3	6	14	0	14	
			05	2	3	2	0	2	
			01	2	6	10	1	11	
	39	80	02	2	5	10	0	10	
			03	2	4	10	1	11	
			04	3	2	5	0	5	
			01	3	3	7	0	7	
		82	76	05	6	3	4	0	4
			78	01	6	1	1	0	1
			02	1	2	14	1	15	
			03	4	2	6	0	6	
	40	04	2	1	5	0	5		
			05	3	4	3	0	3	
			01	1	3	12	0	12	
			02	1	4	8	0	8	
		79	03	1	5	10	0	10	
			04	1	1	3	0	3	
06			2	2	1	0	1		
0							0	0	
<b>Total Votes</b>					<b>241</b>	<b>6</b>	<b>247</b>		
<b>PORTSMOUTH</b>	46	93	01			12	0	12	
			02			4	1	5	
			03			10	0	10	
			04			4	0	4	
			05			1	0	1	
	48	96	94	06			3	1	4
			07			1	0	1	
			08			5	0	5	
			09			14	0	14	
			10			5	2	7	
			11			2	0	2	
<b>Total Votes</b>					<b>61</b>	<b>4</b>	<b>65</b>		

NOTE: The last line in each community, before "Total Votes", represents the votes cast on limited ballots.



**RI GENERAL ELECTION**  
November 7, 2000

**US SENATOR**

**Christopher YOUNG**

Community	Senate District	Rep District	Vote District	Ward	Ward District	Precinct Votes	Mail Votes	Total Votes	
PROVIDENCE	01	1	01	5	7	4	0	4	
			03	12	2	2	0	2	
			04	12	6	2	0	2	
			08	12	3	9	0	9	
		7	04	5	5	3	0	3	
			05	5	9	6	0	6	
			06	12	10	4	0	4	
			07	15	3	0	0	0	
		8	08	6	5	2	0	2	
			04	14	6	4	0	4	
			08	5	4	4	0	4	
			03	6	2	5	0	5	
		10	07	15	2	0	0	0	
			14	08	12	8	3	0	3
	01			12	4	0	1	1	
	02		2	01	13	2	3	0	3
		02		11	1	2	0	2	
		3	04	1	5	6	0	6	
			05	1	4	19	2	21	
			05	12	7	7	0	7	
			06	2	8	11	0	11	
		4	08	1	3	6	0	6	
			09	1	2	4	0	4	
			05	2	6	4	0	4	
			06	1	1	5	0	5	
		03	3	07	2	9	0	0	0
				03	3	7	7	0	7
			4	01	3	1	6	0	6
				02	2	1	2	0	2
	03			2	3	9	1	10	
	04			2	7	1	0	1	
	5		10	2	4	1	0	1	
			01	3	2	8	1	9	
			02	3	3	11	2	13	
			03	3	5	11	0	11	
	04		1	05	3	4	6	1	7
				06	2	2	3	0	3
				02	4	6	1	0	1
				11	14	7	3	0	3
		5	13	12	1	0	0	0	
			07	4	5	1	0	1	
			6	01	4	2	9	0	9
				02	4	3	10	0	10
		7	04	4	1	5	0	5	
			05	14	1	0	0	0	
			01	5	2	6	0	6	
			8	01	14	4	4	0	4
		02		14	8	0	0	0	
		03		14	5	12	0	12	
	05	5		1	1	0	1		
	06	14	2	5	0	0	0		
		07	14	3	9	0	9		
05	7	02	5	3	5	0	5		

NOTE: The last line in each community, before "Total Votes", represents the votes cast on limited ballots.

**RI GENERAL ELECTION**  
November 7, 2000

**US SENATOR**

**Christopher YOUNG**

<b>Community</b>	<b>Senate District</b>	<b>Rep District</b>	<b>Vote District</b>	<b>Ward</b>	<b>Ward District</b>	<b>Precinct Votes</b>	<b>Mail Votes</b>	<b>Total Votes</b>
<b>PROVIDENCE (cont'd)</b>	07	10	03	5	8	3	0	3
			01	6	1	13	0	13
			02	5	6	5	0	5
		012	05	6	4	9	0	9
			04	6	3	1	0	1
		9	01	7	3	2	0	2
			02	15	8	0	0	0
		12	01	7	2	4	0	4
			02	7	4	10	0	10
			03	15	10	2	0	2
	13	05	06	9	6	0	6	
			01	7	6	5	0	5
		02	07	5	5	12	0	12
			03	15	12	8	0	8
		7	09	6	7	0	0	0
			9	03	6	10	1	1
		08	04	15	11	8	0	8
				05	15	7	0	0
			07	13	8	9	1	10
				08	11	3	2	0
	11		08	11	3	2	0	2
			11	8	2	2	0	2
	12		07	6	11	0	0	0
			14	01	15	9	1	1
	09		02	13	7	8	0	8
				03	13	4	7	0
		04	13	3	6	0	6	
			05	13	5	4	0	4
		09	15	5	4	0	4	
			17	06	8	5	0	0
		07	15	13	1	0	1	
			08	8	1	0	0	0
		19	01	11	4	1	0	1
			2	03	11	2	3	0
	18	03	9	4	0	0	0	
		19	02	11	6	11	1	12
	03	10	1	9	1	10		
		04	11	5	0	0	0	
	20	01	10	2	6	0	6	
		02	10	3	4	0	4	
	03	10	4	3	0	3		
		04	9	3	8	0	8	
	17	01	8	8	3	0	3	
		03	8	9	17	1	18	
	04	8	10	1	0	1		
		05	8	7	0	0	0	
	18	01	11	8	0	0	0	
		02	9	2	7	0	7	
	04	8	11	7	0	7		
		06	9	1	3	0	3	
	19	05	11	7	2	0	2	
						0	0	
	<b>Total Votes</b>						<b>469</b>	<b>12</b>

NOTE: The last line in each community, before "Total Votes", represents the votes cast on limited ballots.

**RI GENERAL ELECTION**  
November 7, 2000

**US SENATOR**

**Christopher YOUNG**

<b>Community</b>	<b>Senate District</b>	<b>Rep District</b>	<b>Vote District</b>	<b>Ward</b>	<b>Ward District</b>	<b>Precinct Votes</b>	<b>Mail Votes</b>	<b>Total Votes</b>		
<b>RICHMOND</b>	25	52	01			13	0	13		
			02			14	0	14		
			03			10	1	11		
						0	0	0		
			<b>Total Votes</b>			<b>37</b>	<b>1</b>	<b>38</b>		
<b>SCITUATE</b>	21	54	02			14	0	14		
			05			9	0	9		
	41	54	01			13	0	13		
			03			16	0	16		
			04			18	0	18		
						0	0	0		
			<b>Total Votes</b>			<b>70</b>	<b>0</b>	<b>70</b>		
<b>SMITHFIELD</b>	29	57	01			5	0	5		
			02			18	0	18		
			03			13	1	14		
			04			12	0	12		
			07			3	0	3		
			69	05		6	0	6		
				06		11	1	12		
				08		1	0	1		
			09		1	2	3			
			10		3	0	3			
			<b>Total Votes</b>			<b>73</b>	<b>4</b>	<b>77</b>		
<b>SOUTH KINGSTOWN</b>	06	46	09			6	0	6		
			01			12	0	12		
			03			17	2	19		
			06			13	1	14		
			07			15	1	16		
			81	05		9	0	9		
				08		18	1	19		
			24	47		02		4	0	4
				48		04		14	0	14
						11		7	0	7
				49		10		6	0	6
<b>Total Votes</b>					<b>121</b>	<b>5</b>	<b>126</b>			
<b>TIVERTON</b>	47	92	01			4	0	4		
			03			11	1	12		
			04			8	0	8		
			05			9	1	10		
			06			7	1	8		
			94	02		9	0	9		
				07		10	0	10		
<b>Total Votes</b>			<b>58</b>	<b>3</b>	<b>61</b>					
<b>WARREN</b>	45	89	01			6	1	7		
			02			3	0	3		
			03			3	0	3		
	46	89	01			3	0	3		
			04			5	0	5		
			06			5	0	5		

NOTE: The last line in each community, before "Total Votes", represents the votes cast on limited ballots.

**RI GENERAL ELECTION**  
November 7, 2000

**US SENATOR**

**Christopher YOUNG**

Community	Senate District	Rep District	Vote District	Ward	Ward District	Precinct Votes	Mail Votes	Total Votes				
<b>WARREN (cont'd)</b>	47	90	5A			4	0	4				
		89	1A			2	0	2				
			05			10	0	10				
						0	0	0				
<b>Total Votes</b>					<b>41</b>	<b>1</b>	<b>42</b>					
<b>WARWICK</b>	14	37	02	8	3	6	0	6				
			04	8	5	8	0	8				
			05	8	6	4	0	4				
	15	25	01	2	5	3	0	3				
			02	3	2	3	0	3				
			04	8	1	3	0	3				
			01	1	1	4	0	4				
			01	1	2	7	0	7				
			02	1	3	7	1	8				
	16	29	30	04	2	6	1	0	1			
				07	1	5	6	0	6			
			30	01	2	1	7	0	7			
				02	2	2	14	0	14			
			30	03	2	3	6	0	6			
				04	2	4	6	0	6			
			16	29	29	05	3	1	12	0	12	
						03	1	4	6	0	6	
					32	05	2	7	1	0	1	
						06	4	5	7	0	7	
	32	32			01	3	3	8	1	9		
					02	4	1	9	0	9		
					03	4	2	4	0	4		
					04	4	3	6	0	6		
					05	4	4	11	0	11		
					06	5	6	3	0	3		
			33	01	4	6	0	0	0			
				02	5	1	8	1	9			
	17	33	34	01	3	4	3	0	3			
				01	3	5	4	0	4			
			35	35	02	3	6	8	0	8		
					03	5	2	4	0	4		
					04	5	3	7	1	8		
					05	5	4	10	0	10		
					06	6	6	4	0	4		
					34	34	02	6	1	9	0	9
							03	6	2	8	0	8
							04	6	3	7	0	7
	05	6	5	6			0	6				
	18	25	35	06	5	5	4	0	4			
				03	6	4	2	0	2			
			36	36	06	7	4	15	0	15		
					05	8	2	0	0	0		
04					7	2	10	0	10			
05					7	3	6	0	6			
07					8	8	1	0	1			
01					9	1	9	1	10			
02					9	2	9	0	9			
03					9	3	5	0	5			

NOTE: The last line in each community, before "Total Votes", represents the votes cast on limited ballots.

**RI GENERAL ELECTION  
November 7, 2000**

**US SENATOR**

**Christopher YOUNG**

<b>Community</b>	<b>Senate District</b>	<b>Rep District</b>	<b>Vote District</b>	<b>Ward</b>	<b>Ward District</b>	<b>Precinct Votes</b>	<b>Mail Votes</b>	<b>Total Votes</b>		
<b>WARWICK (cont'd)</b>		37	04	9	4	7	0	7		
			05	9	6	4	0	4		
			01	7	1	11	1	12		
			03	8	4	7	1	8		
			06	8	7	1	0	1		
			07	8	9	7	0	7		
			01	9	5	2	0	2		
			06	9	7	4	0	4		
						0		0	0	
						0		0	0	
<b>Total Votes</b>	22	36				334	7	341		
<b>WEST GREENWICH</b>	41	31	02			13	0	13		
			52	01		10	1	11		
				03		9	1	10		
						0	0	0		
<b>Total Votes</b>						32	2	34		
<b>WEST WARWICK</b>	14	39	01	1		6	0	6		
			19	38	01	2		17	0	17
				04	3		5	0	5	
				06	4		8	0	8	
		39	02	1		9	1	10		
			03	1		4	0	4		
			04	2		6	0	6		
			05	3		5	0	5		
		40	01	4		7	0	7		
			02	4		3	2	5		
			04	5		3	0	3		
			05	5		7	0	7		
		20	38	02	2		2	0	2	
				03	3		11	0	11	
				05	3		4	0	4	
			40	03	4		3	0	3	
			06	5		8	0	8		
<b>Total Votes</b>						108	4	112		
<b>WESTERLY</b>	25	16	05			8	0	8		
			26	50	01			3	1	4
				02			8	0	8	
				03			1	0	1	
				04			4	0	4	
				05			14	1	15	
		51	01				8	1	9	
			02				11	0	11	
			03				9	0	9	
			04				6	2	8	
		05				6	0	6		
		06				10	1	11		
<b>Total Votes</b>						88	6	94		
<b>WOONSOCKET</b>	30	63	05			1	0	1		
			64	01				9	0	9
				02				9	0	9
				03				6	0	6

NOTE: The last line in each community, before "Total Votes", represents the votes cast on limited ballots.


**RI GENERAL ELECTION**  
**November 7, 2000**

**US SENATOR**

**Christopher YOUNG**

<b>Community</b>	<b>Senate District</b>	<b>Rep District</b>	<b>Vote District</b>	<b>Ward</b>	<b>Ward District</b>	<b>Precinct Votes</b>	<b>Mail Votes</b>	<b>Total Votes</b>	
<b>WOONSOCKET (cont'd)</b>	31	62	01			3	0	3	
			02			6	1	7	
			03			10	0	10	
		63	01			4	0	4	
			02			4	0	4	
			03			6	0	6	
	32	65	04			5	0	5	
			04			3	0	3	
			01			11	0	11	
		66	01			3	0	3	
			02			6	0	6	
			03			1	0	1	
			66	02			6	1	7
				03			4	0	4
				04			10	0	10
	<b>Total Votes</b>						<b>107</b>	<b>2</b>	<b>109</b>
<b>State Wide Total</b>						<b>3,997</b>	<b>110</b>	<b>4,107</b>	

NOTE: The last line in each community, before "Total Votes", represents the votes cast on limited ballots.



**RI GENERAL ELECTION**  
November 7, 2000

**US SENATOR**

**Kenneth P. PROULX**

<b>Community</b>	<b>Senate District</b>	<b>Rep District</b>	<b>Vote District</b>	<b>Ward</b>	<b>Ward District</b>	<b>Precinct Votes</b>	<b>Mail Votes</b>	<b>Total Votes</b>		
<b>BARRINGTON</b>	44	087	01			5	0	5		
			02			8	0	8		
			03			6	0	6		
		088	01				11	1	12	
			02				13	0	13	
			03				8	0	8	
			04				2	1	3	
			05				5	0	5	
		<b>Total Votes</b>					<b>58</b>	<b>2</b>	<b>60</b>	
		<b>BRISTOL</b>	45	090	01			8	0	8
02						13	0	13		
03						4	1	5		
04						10	1	11		
091	01						17	0	17	
	02						14	0	14	
	04						7	1	8	
46	090			05			11	1	12	
				091	03			7	0	7
				093	01			6	0	6
								1	0	1
				<b>Total Votes</b>					<b>98</b>	<b>4</b>
<b>BURRILLVILLE</b>	27			015	04			2	0	2
		060	01				14	2	16	
			02				16	0	16	
		061		05			16	1	17	
				03			6	0	6	
				04			13	1	14	
		30	061	3A			13	0	13	
							0	0	0	
				<b>Total Votes</b>					<b>80</b>	<b>4</b>
<b>CENTRAL FALLS</b>	35	072	01	01	01	2	0	2		
			03	02	01	1	0	1		
			05	03	01	4	0	4		
			07	04	01	1	0	1		
			09	05	01	7	0	7		
		073	02	01	02	1	0	1		
			04	02	02	5	0	5		
			06	03	02	1	0	1		
			08	04	02	6	0	6		
			<b>Total Votes</b>					<b>28</b>	<b>0</b>	<b>28</b>
<b>CHARLESTOWN</b>	25	016	01			12	0	12		
			081	01			5	1	6	
			02				11	0	11	
			03				5	0	5	
			04				7	1	8	
			<b>Total Votes</b>					<b>40</b>	<b>2</b>	<b>42</b>
<b>COVENTRY</b>	20	031	02	5C		6	0	6		
		041	04	3C		14	0	14		
		042	02	4C		7	0	7		

NOTE: The last line in each community, before "Total Votes", represents the votes cast on limited ballots.



**RI GENERAL ELECTION**  
November 7, 2000

**US SENATOR**

**Kenneth P. PROULX**

Community	Senate District	Rep District	Vote District	Ward	Ward District	Precinct Votes	Mail Votes	Total Votes		
<b>COVENTRY ( Cont'd)</b>	21	024	03	5A		3	0	3		
			04	5B		4	0	4		
			05	4B		7	0	7		
			06	4D		11	0	11		
			01	2C		2	1	3		
			031	5D		4	0	4		
			039	3A		5	0	5		
			041	2D		9	0	9		
			02	2B		6	0	6		
			03	3B		4	0	4		
			05	3D		11	0	11		
			06	2A		9	0	9		
			042	4A		6	0	6		
			053	1B		13	0	13		
			03	1C		15	0	15		
			01	1A		8	0	8		
			41	053		0	0	0		
			<b>Total Votes</b>					<b>144</b>	<b>1</b>	<b>145</b>
			<b>CRANSTON</b>	07	013	01	3	8	6	0
02	3	1				7	0	7		
11	021	01		2	7	0	0	0		
		03		3	2	5	0	5		
		05		3	4	2	0	2		
		06		3	6	9	0	9		
		07		3	9	1	0	1		
		02		2	5	3	0	3		
		027		02	1	7	6	0	6	
		05		2	3	12	0	12		
		06		2	8	5	0	5		
		028		01	1	1	13	0	13	
12	021	02		1	2	6	1	7		
		05		1	5	5	0	5		
		04		3	3	6	0	6		
		01		3	5	2	0	2		
		07		5	7	0	0	0		
		01		6	5	7	0	7		
		03		6	7	0	0	0		
		01		2	4	13	1	14		
		03		2	6	5	0	5		
		05		5	2	4	1	5		
13	022	07		6	2	0	0	0		
		01		1	6	4	1	5		
		03		2	1	3	0	3		
		04		2	2	10	0	10		
		03		1	3	5	0	5		
		04		1	4	10	0	10		
		02		3	7	4	0	4		
		03		5	1	1	0	1		
		04		5	3	8	0	8		
		05		5	4	7	0	7		
06	5	5	7	0	7					
023	01	4	2	2	0	2				

NOTE: The last line in each community, before "Total Votes", represents the votes cast on limited ballots.

**RI GENERAL ELECTION  
November 7, 2000**

**US SENATOR**

**Kenneth P. PROULX**

<b>Community</b>	<b>Senate District</b>	<b>Rep District</b>	<b>Vote District</b>	<b>Ward</b>	<b>Ward District</b>	<b>Precinct Votes</b>	<b>Mail Votes</b>	<b>Total Votes</b>	
<b>CRANSTON (cont'd)</b>	14		03	4	5	6	0	6	
			04	4	8	2	0	2	
			05	4	9	4	0	4	
			06	5	6	4	0	4	
			07	5	8	2	0	2	
			08	5	9	2	0	2	
			01	4	1	9	0	9	
			02	4	3	5	0	5	
		024	02	4	4	6	0	6	
			03	4	7	2	0	2	
			04	6	3	10	0	10	
			05	6	4	3	2	5	
			025	04	6	8	1	0	1
				04	4	6	0	0	0
			026	06	6	1	3	0	3
				08	6	9	1	1	2
<b>Total Votes</b>						<b>238</b>	<b>7</b>	<b>245</b>	
<b>CUMBERLAND</b>	32	058	15	5		1	0	1	
		058	16	5		13	0	13	
	33	067	067	13	4		4	0	4
			04	2		10	1	11	
			08	3		14	0	14	
			10	4		7	0	7	
			11	4		7	0	7	
			12	4		5	0	5	
	068	02	1		8	0	8		
		03	1		8	0	8		
		05	2		7	0	7		
		06	2		5	0	5		
		07	3		4	0	4		
	34	058	09	3		13	0	13	
			14	5		4	0	4	
	35	073	01	1		5	0	5	
<b>Total Votes</b>						<b>115</b>	<b>1</b>	<b>116</b>	
<b>EAST GREENWICH</b>	22	031	06			4	0	4	
			07			4	0	4	
		043	01			5	0	5	
			02			3	1	4	
			03			9	0	9	
			04			2	0	2	
			05			4	0	4	
<b>Total Votes</b>						<b>31</b>	<b>1</b>	<b>32</b>	
<b>EAST PROVIDENCE</b>	39	82	01	1		13	0	13	
		82	02	1		2	0	2	
		82	1A	1		2	0	2	
	42	82	03	1		7	2	9	
		83	04	1		4	0	4	
		83	05	1		8	0	8	
		83	07	2		8	0	8	

NOTE: The last line in each community, before "Total Votes", represents the votes cast on limited ballots.

**RI GENERAL ELECTION**  
November 7, 2000

**US SENATOR**

**Kenneth P. PROULX**

<b>Community</b>	<b>Senate District</b>	<b>Rep District</b>	<b>Vote District</b>	<b>Ward</b>	<b>Ward District</b>	<b>Precinct Votes</b>	<b>Mail Votes</b>	<b>Total Votes</b>	
<b>E. PROVIDENCE (cont'd)</b>	43	83	08	2		10	0	10	
		85	06	2		9	0	9	
		85	10	2		2	0	2	
		85	11	2		2	0	2	
		85	12	3		2	0	2	
		84	09	2		0	0	0	
		84	14	3		10	1	11	
		84	15	3		6	0	6	
		84	16	3		5	0	5	
		84	19	4		2	0	2	
		85	13	3		6	0	6	
		86	17	3		10	1	11	
		86	18	4		9	1	10	
		86	20	4		6	0	6	
		86	21	4		7	0	7	
		44	87	22	4	4	9	0	9
				87	23	4	5	0	5
<b>Total Votes</b>						<b>144</b>	<b>5</b>	<b>149</b>	
<b>EXETER</b>	22	31	03			15	0	15	
		46	01			0	0	0	
		52	04			5	0	5	
		41	52	02		6	0	6	
<b>Total Votes</b>					<b>26</b>	<b>0</b>	<b>26</b>		
<b>FOSTER</b>	41	53	01			22	0	22	
			02			17	0	17	
						0	0	0	
<b>Total Votes</b>					<b>39</b>	<b>0</b>	<b>39</b>		
<b>GLOCESTER</b>	27	15	01			17	0	17	
			02			18	1	19	
			03			12	0	12	
		29	15	04		4	0	4	
		41	15	05		11	0	11	
<b>Total Votes</b>					<b>62</b>	<b>1</b>	<b>63</b>		
<b>HOPKINTON</b>	25	16	01			15	1	16	
			02			17	1	18	
			03			20	0	20	
						2	0	2	
<b>Total Votes</b>					<b>54</b>	<b>2</b>	<b>56</b>		
<b>JAMESTOWN</b>	49	98	01			16	1	17	
			02			8	2	10	
						0	0	0	
<b>Total Votes</b>					<b>24</b>	<b>3</b>	<b>27</b>		
<b>JOHNSTON</b>	05	12	3B	3		0	0	0	
		55	2D	2		1	0	1	
			3D	3		1	0	1	
		56	3A	3		7	0	7	
			3C	3		15	0	15	
		4D	4		2	0	2		

NOTE: The last line in each community, before "Total Votes", represents the votes cast on limited ballots.

**RI GENERAL ELECTION**  
November 7, 2000

**US SENATOR**

**Kenneth P. PROULX**

<b>Community</b>	<b>Senate District</b>	<b>Rep District</b>	<b>Vote District</b>	<b>Ward</b>	<b>Ward District</b>	<b>Precinct Votes</b>	<b>Mail Votes</b>	<b>Total Votes</b>
<b>JOHNSTON (cont'd)</b>	07 28	12 11	2C	2		9	1	10
			4A	4		3	0	3
			5B	5		13	0	13
	55		5C	5		8	0	8
			1A	1		5	0	5
			1B	1		10	0	10
			2A	2		10	0	10
			2B	2		4	0	4
	56		4B	4		3	0	3
			4C	4		7	0	7
			5A	5		5	0	5
						0	0	0
	<b>Total Votes</b>					<b>103</b>	<b>1</b>	<b>104</b>
<b>LINCOLN</b>	34	58	01	5		11	0	11
			03	4		7	2	9
			04	1		7	0	7
			05	1		5	0	5
			06	2		9	1	10
			07	2		11	0	11
			08	4		0	0	0
			09	3		8	0	8
			10	3		3	0	3
			11	4		3	0	3
			12	3		5	0	5
			13	1		2	0	2
						0	0	0
<b>Total Votes</b>					<b>71</b>	<b>3</b>	<b>74</b>	
<b>LITTLE COMPTON</b>	47	94	01			11	3	14
						0	0	0
<b>Total Votes</b>						<b>11</b>	<b>3</b>	<b>14</b>
<b>MIDDLETOWN</b>	48	95	03			15	0	15
			04			10	1	11
			09			4	0	4
			05			5	3	8
			06			7	0	7
			07			8	0	8
			08			6	0	6
			01			2	1	3
			02			2	0	2
						1	0	1
<b>Total Votes</b>					<b>60</b>	<b>5</b>	<b>65</b>	
<b>NARRAGANSETT</b>	24	47	01			7	0	7
			02			9	1	10
			03			10	2	12
			04			8	0	8
			05			8	1	9
			06			11	1	12
			07			1	0	1
			08			6	0	6
						0	0	0
<b>Total Votes</b>					<b>60</b>	<b>5</b>	<b>65</b>	

NOTE: The last line in each community, before "Total Votes", represents the votes cast on limited ballots.

**RI GENERAL ELECTION**  
November 7, 2000

**US SENATOR**

**Kenneth P. PROULX**

<b>Community</b>	<b>Senate District</b>	<b>Rep District</b>	<b>Vote District</b>	<b>Ward</b>	<b>Ward District</b>	<b>Precinct Votes</b>	<b>Mail Votes</b>	<b>Total Votes</b>
<b>NEW SHOREHAM</b>	06	81	01			8	0	8
						0	0	0
<b>Total Votes</b>						<b>8</b>	<b>0</b>	<b>8</b>
<b>NEWPORT</b>	49	97	01	2	4	0	0	0
			02	1	4	2	1	3
		98	01	1	1	7	0	7
			02	1	2	7	0	7
	50	97	03	2	3	2	0	2
			04	1	3	0	0	0
			05	2	2	9	1	10
			06	2	1	15	0	15
		99	01	3	2	12	0	12
			02	3	3	6	1	7
		100	01	3	1	4	0	4
			02	3	4	0	0	0
			03	4	1	9	1	10
			04	4	2	5	0	5
			05	4	3	9	1	10
						0	0	0
<b>Total Votes</b>						<b>87</b>	<b>5</b>	<b>92</b>
<b>NORTH KINGSTOWN</b>	22	45	08			9	1	10
		46	07			4	0	4
	23	44	01			2	0	2
			02			7	0	7
			03			6	0	6
			04			10	0	10
		45	06			8	1	9
			09			7	0	7
			10			7	0	7
			11			9	0	9
		46	05			11	0	11
						0	0	0
<b>Total Votes</b>						<b>80</b>	<b>2</b>	<b>82</b>
<b>NORTH PROVIDENCE</b>	05	10	3D	3	3D	6	0	6
			3E	3	3E	6	0	6
		11	3C	3	3C	1	0	1
		70	3F	3	3F	10	0	10
	36	11	1A	1	1A	7	0	7
			3A	3	3A	15	2	17
		70	1B	1	1B	11	0	11
			1C	1	1C	4	0	4
			1D	1	1D	8	0	8
			3B	3	3B	2	0	2
		71	1E	1	1E	5	0	5
			2A	2	2A	6	0	6
			2B	2	2B	5	0	5
			3G	3	3G	6	0	6
	37	6	2E	2	2E	6	0	6
		71	2C	2	2C	9	1	10
		74	2D	2	2D	6	1	7
						1	0	1
<b>Total Votes</b>						<b>114</b>	<b>4</b>	<b>118</b>

NOTE: The last line in each community, before "Total Votes", represents the votes cast on limited ballots.

**RI GENERAL ELECTION**  
November 7, 2000

**US SENATOR**

**Kenneth P. PROULX**

<b>Community</b>	<b>Senate District</b>	<b>Rep District</b>	<b>Vote District</b>	<b>Ward</b>	<b>Ward District</b>	<b>Precinct Votes</b>	<b>Mail Votes</b>	<b>Total Votes</b>	
<b>NORTH SMITHFIELD</b>	30	061	01			15	1	16	
			05			8	0	8	
		62	02			4	0	4	
			03			8	0	8	
		064	04			11	0	11	
						0	0	0	
<b>Total Votes</b>						<b>46</b>	<b>1</b>	<b>47</b>	
<b>PAWTUCKET</b>	03	4	01	4	6	3	0	3	
		76	02	4	5	2	0	2	
			03	5	3	5	0	5	
	37	74	01	6	2	2	0	2	
			02	6	4	11	0	11	
		75	02	6	5	10	0	10	
	38	75	03	5	1	4	0	4	
			01	5	2	15	0	15	
		76	01	4	1	4	0	4	
			04	5	4	3	0	3	
		77	06	06	6	6	0	0	0
				01	4	3	6	0	6
	02		02	4	4	8	0	8	
			03	3	1	4	0	4	
	04		03	3	5	7	0	7	
			05	3	6	2	0	2	
	39	79	05	2	3	1	0	1	
			01	2	6	8	0	8	
		80	02	2	5	8	2	10	
			03	2	4	16	0	16	
		04	03	3	2	9	0	9	
			01	3	3	5	0	5	
	40	76	05	6	3	1	0	1	
			78	01	6	1	4	0	4
		02	02	1	2	8	0	8	
			03	4	2	8	1	9	
		04	02	2	1	4	1	5	
			05	3	4	4	0	4	
	79	01	01	1	3	4	0	4	
			02	1	4	4	1	13	
03		03	1	5	9	0	9		
		04	1	1	5	0	5		
06	06	2	2	6	0	6			
					1	0	1		
<b>Total Votes</b>						<b>199</b>	<b>5</b>	<b>204</b>	
<b>PORTSMOUTH</b>	46	93	01			7	0	7	
			02			12	0	12	
			03			17	0	17	
			04			11	1	12	
			05			2	0	2	
	94	06			5	0	5		
		07			5	0	5		
	48	96	08			10	0	10	
			09			8	0	8	
			10			6	0	6	

NOTE: The last line in each community, before "Total Votes", represents the votes cast on limited ballots.

**RI GENERAL ELECTION  
November 7, 2000**

**US SENATOR**

**Kenneth P. PROULX**

<b>Community</b>	<b>Senate District</b>	<b>Rep District</b>	<b>Vote District</b>	<b>Ward</b>	<b>Ward District</b>	<b>Precinct Votes</b>	<b>Mail Votes</b>	<b>Total Votes</b>
<b>PORTSMOUTH (cont'd)</b>			11			7	0	7
						0	0	0
<b>Total Votes</b>						<b>90</b>	<b>1</b>	<b>91</b>
<b>PROVIDENCE</b>	01	1	01	5	7	6	0	6
			03	12	2	0	0	0
			04	12	6	7	0	7
			08	12	3	4	0	4
		7	04	5	5	3	0	3
			05	5	9	9	0	9
			06	12	10	5	0	5
			07	15	3	0	0	0
			08	6	5	0	0	0
		8	04	14	6	8	0	8
			08	5	4	3	0	3
		10	03	6	2	5	0	5
		14	07	15	2	0	0	0
			08	12	8	3	0	3
	02	1	12	12	4	1	0	1
		2	01	13	2	6	0	6
			02	11	1	4	1	5
			04	1	5	12	0	12
		3	05	1	4	15	3	18
			05	12	7	5	0	5
			06	2	8	7	0	7
			08	1	3	5	0	5
		4	09	1	2	5	0	5
			05	2	6	5	0	5
			06	1	1	8	0	8
			07	2	9	2	0	2
	03	3	03	3	7	3	0	3
		4	01	3	1	1	0	1
			02	2	1	3	1	4
			03	2	3	7	2	9
			04	2	7	5	0	5
			10	2	4	1	0	1
		5	01	3	2	13	0	13
			02	3	3	11	1	12
			03	3	5	13	0	13
			05	3	4	6	0	6
			06	2	2	4	0	4
	04	1	02	4	6	3	0	3
			11	14	7	1	0	1
			13	12	1	0	0	0
		5	07	4	5	2	0	2
		6	01	4	2	8	1	9
			02	4	3	6	0	6
			04	4	1	4	0	4
			05	14	1	0	0	0
		7	01	5	2	5	0	5
		8	01	14	4	7	0	7
			02	14	8	0	0	0
			03	14	5	4	0	4

NOTE: The last line in each community, before "Total Votes", represents the votes cast on limited ballots.

**RI GENERAL ELECTION  
November 7, 2000**

**US SENATOR**

**Kenneth P. PROULX**

<b>Community</b>	<b>Senate District</b>	<b>Rep District</b>	<b>Vote District</b>	<b>Ward</b>	<b>Ward District</b>	<b>Precinct Votes</b>	<b>Mail Votes</b>	<b>Total Votes</b>	
<b>PROVIDENCE (cont'd)</b>	05	7	05	5	1	1	0	1	
			06	14	2	4	0	4	
			07	14	3	8	0	8	
			02	5	3	5	0	5	
			03	5	8	3	0	3	
			01	6	1	5	0	5	
		10	02	5	6	3	0	3	
			05	6	4	2	0	2	
			04	6	3	0	0	0	
			07	09	7	3	1	0	1
				02	15	8	0	0	0
				01	7	2	3	0	3
	08	12	02	7	4	9	0	9	
			03	15	10	0	0	0	
			05	6	9	2	0	2	
			01	7	6	2	0	2	
			02	7	5	3	0	3	
			03	15	12	9	0	9	
		7	09	6	7	1	0	1	
			9	03	6	10	0	0	0
				04	15	11	5	0	5
				05	15	7	0	0	0
			12	07	13	8	7	0	7
				08	11	3	0	0	0
	11	8		2	0	0	0		
	14	07		6	11	0	0	0	
		01		15	9	0	0	0	
		02		13	7	4	0	4	
	09	17	03	13	4	3	0	3	
			04	13	3	7	1	8	
			05	13	5	5	0	5	
			09	15	5	9	0	9	
			06	8	5	2	0	2	
			07	15	13	0	0	0	
		19	08	8	1	0	0	0	
			01	11	4	1	0	1	
			2	03	11	2	2	0	2
				03	9	4	0	0	0
				02	11	6	11	0	11
			20	03	10	1	2	0	2
	04	11		5	0	0	0		
	01	10		2	2	0	2		
	02	10		3	2	0	2		
	03	10		4	8	0	8		
	04	9		3	5	0	5		
	10	17	01	8	8	3	0	3	
			03	8	9	5	0	5	
			04	8	10	1	0	1	
		18	05	8	7	1	0	1	
			01	11	8	0	0	0	
			02	9	2	7	0	7	
	04	8	11	0	0	0			
06	9	1	1	1	1				

NOTE: The last line in each community, before "Total Votes", represents the votes cast on limited ballots.



**RI GENERAL ELECTION**  
November 7, 2000

**US SENATOR**

**Kenneth P. PROULX**

<b>Community</b>	<b>Senate District</b>	<b>Rep District</b>	<b>Vote District</b>	<b>Ward</b>	<b>Ward District</b>	<b>Precinct Votes</b>	<b>Mail Votes</b>	<b>Total Votes</b>
<b>PROVIDENCE (cont'd)</b>		19	05	11	7	2	0	2
<b>Total Votes</b>						<b>391</b>	<b>11</b>	<b>402</b>
<b>RICHMOND</b>	25	52	01			18	0	18
			02			9	0	9
			03			7	0	7
						0	0	0
<b>Total Votes</b>						<b>34</b>	<b>0</b>	<b>34</b>
<b>SCITUATE</b>	21	54	02			4	0	4
			05			5	0	5
	41	54	01			15	0	15
			03			8	0	8
			04			8	1	9
						1	0	1
<b>Total Votes</b>						<b>41</b>	<b>1</b>	<b>42</b>
<b>SMITHFIELD</b>	29	57	01			10	1	11
			02			8	0	8
			03			6	0	6
			04			16	1	17
			07			3	0	3
		69	05			5	0	5
			06			11	0	11
			08			0	0	0
			09			6	1	7
			10			4	0	4
						0	0	0
<b>Total Votes</b>						<b>69</b>	<b>3</b>	<b>72</b>
<b>SOUTH KINGSTOWN</b>	06	46	09			11	0	11
		49	01			17	1	18
			03			14	0	14
			06			10	0	10
			07			12	1	13
		81	05			9	1	10
			08			12	2	14
	24	47	02			7	0	7
		48	04			13	0	13
			11			8	0	8
		49	10			2	0	2
						0	0	0
<b>Total Votes</b>						<b>115</b>	<b>5</b>	<b>120</b>
<b>TIVERTON</b>	47	92	01			14	0	14
			03			14	0	14
			04			11	0	11
			05			15	1	16
			06			10	1	11
		94	02			18	0	18
			07			14	0	14
						0	0	0
<b>Total Votes</b>						<b>96</b>	<b>2</b>	<b>98</b>
<b>WARREN</b>	45	89	01			12	0	12
			02			7	0	7
			03			9	0	9
		90	01			1	0	1

NOTE: The last line in each community, before "Total Votes", represents the votes cast on limited ballots.

**RI GENERAL ELECTION  
November 7, 2000**

**US SENATOR**

**Kenneth P. PROULX**

<b>Community</b>	<b>Senate District</b>	<b>Rep District</b>	<b>Vote District</b>	<b>Ward</b>	<b>Ward District</b>	<b>Precinct Votes</b>	<b>Mail Votes</b>	<b>Total Votes</b>			
<b>WARREN (cont'd)</b>	46	89	04			11	0	11			
			06			3	0	3			
	47	90 89	5A			5	0	5			
			1A			0	1	1			
			05			19	0	19			
					0	0	0				
<b>Total Votes</b>					<b>67</b>	<b>1</b>	<b>68</b>				
<b>WARWICK</b>	14	37	02	8	3	0	0	0			
			04	8	5	2	0	2			
			05	8	6	3	0	3			
	15	25	01	2	5	2	0	0	2		
			02	3	2	2	0	2			
			04	8	1	1	0	0	1		
			01	1	1	0	0	0			
			01	1	2	4	0	4			
			02	1	3	6	0	6			
			04	2	6	3	0	3			
			07	1	5	6	0	6			
			01	2	1	6	0	6			
			02	2	2	3	0	3			
	16	29	03	2	3	4	0	0	4		
			04	2	4	8	0	8			
			05	3	1	6	0	6			
			03	1	4	5	0	5			
			05	2	7	1	0	1			
			06	4	5	3	0	3			
			32	30	01	3	3	3	0	0	3
					02	4	1	8	0	8	
					03	4	2	6	0	6	
					04	4	3	7	0	7	
					05	4	4	14	0	14	
			33	30	06	5	6	1	0	0	1
					01	4	6	2	0	2	
	02	5			1	7	0	7			
	01	3			4	2	0	2			
	01	3			5	2	0	2			
	17	33			02	3	6	2	0	0	2
					03	5	2	5	0	5	
					04	5	3	5	0	5	
					05	5	4	6	0	6	
					06	6	6	4	0	4	
			34	34	02	6	1	9	0	0	9
					03	6	2	6	0	6	
					04	6	3	3	0	3	
	18	35	05	6	5	7	0	0	7		
			06	5	5	1	0	1			
			03	6	4	2	0	2			
			06	7	4	4	0	4			
05			8	2	1	0	1				
35			25	04	7	2	11	0	0	11	
				05	7	3	4	0	4		
				07	8	8	0	0	0		
				01	9	1	7	0	7		

NOTE: The last line in each community, before "Total Votes", represents the votes cast on limited ballots.

**RI GENERAL ELECTION**  
November 7, 2000

**US SENATOR**

**Kenneth P. PROULX**

<b>Community</b>	<b>Senate District</b>	<b>Rep District</b>	<b>Vote District</b>	<b>Ward</b>	<b>Ward District</b>	<b>Precinct Votes</b>	<b>Mail Votes</b>	<b>Total Votes</b>	
<b>WARWICK (cont'd)</b>			02	9	2	10	1	11	
			03	9	3	2	0	2	
			04	9	4	4	1	5	
			05	9	6	5	0	5	
		37	01	7	1	2	0	2	
			03	8	4	4	2	6	
			06	8	7	1	0	1	
			07	8	9	2	0	2	
		43	01	9	5	5	1	6	
		22	36	06	9	7	2	0	2
							0	0	0
<b>Total Votes</b>						<b>231</b>	<b>7</b>	<b>238</b>	
<b>WEST GREENWICH</b>	41	31	02			8	0	8	
		52	01			9	0	9	
			03			5	0	5	
						0	0	0	
<b>Total Votes</b>					<b>22</b>	<b>0</b>	<b>22</b>		
<b>WEST WARWICK</b>	14	39	01	1		3	2	5	
	19	38	01	2		8	0	8	
			04	3		3	0	3	
			06	4		11	0	11	
		39	02	1		6	0	6	
			03	1		8	0	8	
			04	2		9	1	10	
			05	3		6	0	6	
		40	01	4		7	0	7	
			02	4		7	0	7	
			04	5		5	0	5	
		20	38	05	5		14	0	14
				02	2		1	0	1
				03	3		9	0	9
				05	3		6	0	6
		40	03	4		3	0	3	
			06	5		9	0	9	
						0	0	0	
<b>Total Votes</b>						<b>115</b>	<b>3</b>	<b>118</b>	
<b>WESTERLY</b>	25	16	05			10	0	10	
	26	50	01			5	0	5	
			02			12	2	14	
			03			5	0	5	
			04			12	0	12	
			05			10	0	10	
		51	01			6	0	6	
			02			8	0	8	
			03			12	0	12	
			04			10	2	12	
			05			7	0	7	
			06			11	0	11	
					0	0	0		
<b>Total Votes</b>						<b>108</b>	<b>4</b>	<b>112</b>	

NOTE: The last line in each community, before "Total Votes", represents the votes cast on limited ballots.


**RI GENERAL ELECTION**  
November 7, 2000

**US SENATOR**

**Kenneth P. PROULX**

<b>Community</b>	<b>Senate District</b>	<b>Rep District</b>	<b>Vote District</b>	<b>Ward</b>	<b>Ward District</b>	<b>Precinct Votes</b>	<b>Mail Votes</b>	<b>Total Votes</b>	
<b>WOONSOCKET</b>	30	63	05			3	0	3	
		64	01			8	0	8	
			02			7	0	7	
	31			03			13	0	13
				01			9	0	9
				02			4	0	4
				03			8	0	8
			63	01			1	0	1
				02			6	0	6
				03			7	0	7
			65	04			8	1	9
				04			3	0	3
				01			4	0	4
	32	65	01				4	0	4
			02				11	1	12
		66	03				11	0	11
			02				7	1	8
			03				8	0	8
			04				6	0	6
						0	0	0	
<b>Total Votes</b>					<b>128</b>	<b>3</b>	<b>131</b>		
<b>State Wide Total</b>					<b>3,527</b>	<b>108</b>	<b>3,635</b>		

NOTE: The last line in each community, before "Total Votes", represents the votes cast on limited ballots.



RI GENERAL ELECTION  
November 7, 2000

US CONGRESS District 1

Stephen CABRAL

US CONGRESS DISTRICT 1

Community	Senate District	Rep District	Vote District	Ward	Ward District	Precinct Votes	Mail Votes	Total Votes		
<b>BARRINGTON</b>	44	087	01			282	15	297		
			02			627	22	649		
			03			494	25	519		
		088	01			549	20	569		
			02			353	21	374		
			03			513	49	562		
			04			512	37	549		
			05			448	19	467		
							0	0	0	
		<b>Total Votes</b>					<b>3,778</b>	<b>208</b>	<b>3,986</b>	
<b>BRISTOL</b>	45	090	01			252	14	266		
			02			389	15	404		
			03			482	17	499		
			04			306	9	315		
		091	01			338	5	343		
			02			252	8	260		
		46	090	04			146	4	150	
				05			311	8	319	
			091	03			228	13	241	
				093	01			228	10	238
								3	1	4
			<b>Total Votes</b>					<b>2,935</b>	<b>104</b>	<b>3,039</b>
		<b>BURRILLVILLE</b>	27	015	04			85	1	86
					01			291	18	309
02						365	9	374		
060	05					347	13	360		
	03					282	5	287		
061	04					302	5	307		
	061			3A			193	5	198	
							3	0	3	
30	061						3	0	3	
<b>Total Votes</b>							<b>1,868</b>	<b>56</b>	<b>1,924</b>	
<b>CENTRAL FALLS</b>	35	072	01	01	01	54	2	56		
			03	02	01	30	0	30		
			05	03	01	58	2	60		
			07	04	01	28	0	28		
			09	05	01	127	1	128		
		35	073	02	01	02	41	1	42	
				04	02	02	84	5	89	
				06	03	02	9	0	9	
				08	04	02	80	2	82	
				<b>Total Votes</b>					<b>511</b>	<b>13</b>
<b>CUMBERLAND</b>	32	058	15	5		121	2	123		
			16	5		406	5	411		
		33	067	13	4		109	0	109	
			067	04	2		285	9	294	
				08	3		400	1	401	
				10	4		389	19	408	
				11	4		427	17	444	
				12	4		481	13	494	
			068	02	1		112	7	119	
			03	1		196	3	199		

NOTE: The last line in each community, before "Total Votes", represents the votes cast on limited ballots.

**RI GENERAL ELECTION**  
November 7, 2000

**US CONGRESS District 1**

**Stephen CABRAL**

<b>Community</b>	<b>Senate District</b>	<b>Rep District</b>	<b>Vote District</b>	<b>Ward</b>	<b>Ward District</b>	<b>Precinct Votes</b>	<b>Mail Votes</b>	<b>Total Votes</b>
<b>CUMBERLAND (cont'd)</b>			05	2		249	5	254
			06	2		330	13	343
			07	3		311	12	323
			09	3		433	4	437
	34	058	14	5		503	15	518
	35	073	01	1		163	2	165
						2	0	2
<b>Total Votes</b>					<b>4,917</b>	<b>127</b>	<b>5,044</b>	
<b>EAST PROVIDENCE</b>	39	82	01	1		409	15	424
		82	02	1		295	16	311
		82	1A	1		145	5	150
	42	82	03	1		358	13	371
		83	04	1		102	2	104
		83	05	1		314	17	331
		83	07	2		140	5	145
		83	08	2		114	4	118
		85	06	2		143	6	149
		85	10	2		195	5	200
		85	11	2		101	2	103
		85	12	3		66	4	70
	43	84	09	2		25	1	26
		84	14	3		354	35	389
		84	15	3		299	10	309
		84	16	3		259	11	270
		84	19	4		173	9	182
		85	13	3		80	2	82
		86	17	3		181	10	191
		86	18	4		357	8	365
		86	20	4		314	8	322
		86	21	4		308	12	320
	44	87	22	4		406	13	419
	87	23	4		198	5	203	
					0	0	0	
<b>Total Votes</b>					<b>5,336</b>	<b>218</b>	<b>5,554</b>	
<b>JAMESTOWN</b>	49	98	01			673	50	723
			02			663	49	712
						1	0	1
<b>Total Votes</b>					<b>1,337</b>	<b>99</b>	<b>1,436</b>	
<b>LINCOLN</b>	34	58	01	5		349	8	357
			03	4		487	24	511
		59	04	1		395	9	404
			05	1		292	9	301
			06	2		434	16	450
			07	2		247	3	250
			08	4		388	17	405
			09	3		492	16	508
		69	10	3		256	5	261
			11	4		109	4	113
		74	12	3		163	2	165
			13	1		91	1	92
						0	0	0
<b>Total Votes</b>					<b>3,703</b>	<b>114</b>	<b>3,817</b>	

NOTE: The last line in each community, before "Total Votes", represents the votes cast on limited ballots.

**RI GENERAL ELECTION**  
November 7, 2000

**US CONGRESS District 1**

**Stephen CABRAL**

<b>Community</b>	<b>Senate District</b>	<b>Rep District</b>	<b>Vote District</b>	<b>Ward</b>	<b>Ward District</b>	<b>Precinct Votes</b>	<b>Mail Votes</b>	<b>Total Votes</b>
<b>LITTLE COMPTON</b>	47	94	01			894	92	986
						5	0	5
<b>Total Votes</b>						<b>899</b>	<b>92</b>	<b>991</b>
<b>MIDDLETOWN</b>	48	95	03			337	18	355
			04			296	20	316
		96	09			151	6	157
		99	05			331	31	362
			06			240	34	274
			07			353	18	371
			08			314	24	338
	49	95	01			194	21	215
			02			130	8	138
						3	0	3
<b>Total Votes</b>						<b>2,349</b>	<b>180</b>	<b>2,529</b>
<b>NEWPORT</b>	49	97	01	2	4	24	0	24
			02	1	4	29	7	36
		98	01	1	1	317	31	348
			02	1	2	244	18	262
	50	97	03	2	3	111	9	120
			04	1	3	39	2	41
			05	2	2	277	18	295
			06	2	1	193	15	208
		99	01	3	2	249	17	266
			02	3	3	248	19	267
		100	01	3	1	91	9	100
			02	3	4	154	20	174
			03	4	1	215	9	224
			04	4	2	332	34	366
			05	4	3	366	24	390
						7	0	7
<b>Total Votes</b>						<b>2,896</b>	<b>232</b>	<b>3,128</b>
<b>NORTH PROVIDENCE</b>	05	10	3D	3	3D	241	7	248
			3E	3	3E	205	5	210
		11	3C	3	3C	38	-	38
		70	3F	3	3F	279	5	284
	36	11	1A	1	1A	164	3	167
			3A	3	3A	265	3	268
		70	1B	1	1B	329	10	339
			1C	1	1C	353	4	357
			1D	1	1D	251	11	262
			3B	3	3B	146	6	152
		71	1E	1	1E	259	3	262
			2A	2	2A	531	18	549
			2B	2	2B	236	5	241
			3G	3	3G	200	2	202
	37	6	2E	2	2E	217	2	219
		71	2C	2	2C	297	8	305
		74	2D	2	2D	199	1	200
						14	0	14
<b>Total Votes</b>						<b>4,224</b>	<b>93</b>	<b>4,317</b>
<b>NORTH SMITHFIELD</b>	30	061	01			363	14	377
			05			374	11	385

NOTE: The last line in each community, before "Total Votes", represents the votes cast on limited ballots.



**RI GENERAL ELECTION**  
November 7, 2000

**US CONGRESS District 1**

**Stephen CABRAL**

<b>Community</b>	<b>Senate District</b>	<b>Rep District</b>	<b>Vote District</b>	<b>Ward</b>	<b>Ward District</b>	<b>Precinct Votes</b>	<b>Mail Votes</b>	<b>Total Votes</b>
<b>NO. SMITHFIELD (cont'd)</b>		62	02			291	17	308
			03			214	7	221
		064	04			416	17	433
						1	0	1
	<b>Total Votes</b>					<b>1,659</b>	<b>66</b>	<b>1,725</b>
<b>PAWTUCKET</b>	03	4	01	4	6	154	13	167
		76	02	4	5	96	3	99
			03	5	3	124	4	128
	37	74	01	6	2	50	1	51
			02	6	4	300	7	307
		75	02	6	5	317	9	326
	38	75	03	5	1	76	0	76
		76	01	5	2	122	2	124
			01	4	1	86	2	88
			04	5	4	138	7	145
			06	6	6	10	0	10
		77	01	4	3	150	6	156
			02	4	4	126	10	136
			03	3	1	125	2	127
			04	3	5	171	4	175
	39	79	05	3	6	231	2	233
		80	05	2	3	54	1	55
			01	2	6	203	14	217
			02	2	5	266	5	271
			03	2	4	247	9	256
			04	3	2	260	6	266
	40	82	01	3	3	358	15	373
		76	05	6	3	31	2	33
		78	01	6	1	20	3	23
			02	1	2	144	6	150
			03	4	2	145	5	150
			04	2	1	83	0	83
			05	3	4	40	0	40
		79	01	1	3	238	14	252
			02	1	4	167	8	175
			03	1	5	275	8	283
			04	1	1	91	2	93
			06	2	2	53	3	56
<b>Total Votes</b>					<b>4,961</b>	<b>173</b>	<b>5,134</b>	
<b>PORTSMOUTH</b>	46	93	01			265	9	274
			02			241	18	259
			03			363	33	396
			04			363	28	391
			05			42	3	45
	48	94	06			310	24	334
			07			285	18	303
		96	08			314	28	342
			09			366	34	400
			10			347	32	379
			11			341	31	372

NOTE: The last line in each community, before "Total Votes", represents the votes cast on limited ballots.

**RI GENERAL ELECTION**  
November 7, 2000

**US CONGRESS District 1**

**Stephen CABRAL**

<b>Community</b>	<b>Senate District</b>	<b>Rep District</b>	<b>Vote District</b>	<b>Ward</b>	<b>Ward District</b>	<b>Precinct Votes</b>	<b>Mail Votes</b>	<b>Total Votes</b>
<b>PORTSMOUTH (cont'd)</b>						4	3	7
<b>Total Votes</b>						<b>3,241</b>	<b>261</b>	<b>3,502</b>
<b>PROVIDENCE</b>	01	1	01	5	7	7	0	7
		8	04	14	6	108	2	110
	02	1	12	12	4	3	0	3
		2	04	1	5	172	6	178
			05	1	4	155	17	172
		3	05	12	7	173	12	185
			06	2	8	201	10	211
			08	1	3	98	6	104
			09	1	2	73	2	75
		4	05	2	6	113	2	115
			06	1	1	75	9	84
			07	2	9	45	2	47
	03	3	03	3	7	43	0	43
		4	01	3	1	55	3	58
			02	2	1	313	13	326
			03	2	3	383	28	411
			04	2	7	130	5	135
			10	2	4	110	7	117
		5	01	3	2	180	8	188
			02	3	3	131	9	140
			03	3	5	102	0	102
			05	3	4	70	1	71
			06	2	2	41	1	42
	04	1	02	4	6	38	2	40
			11	14	7	49	1	50
			13	12	1	2	0	2
		5	07	4	5	13	7	20
		6	01	4	2	196	4	200
			02	4	3	134	0	134
			04	4	1	192	5	197
			05	14	1	10	0	10
		7	01	5	2	202	3	205
		8	01	14	4	168	3	171
			03	14	5	253	2	255
			05	5	1	31	0	31
			06	14	2	93	1	94
			07	14	3	156	0	156
						0	1	1
<b>Total Votes</b>						<b>4,318</b>	<b>172</b>	<b>4,490</b>
<b>SMITHFIELD</b>	29	57	01			460	21	481
			02			342	7	349
			03			416	11	427
			04			617	29	646
			07			187	10	197
		69	05			344	38	382
			06			497	8	505
			08			61	2	63
			09			410	31	441

NOTE: The last line in each community, before "Total Votes", represents the votes cast on limited ballots.

**RI GENERAL ELECTION**  
November 7, 2000

**US CONGRESS District 1**

**Stephen CABRAL**

<b>Community</b>	<b>Senate District</b>	<b>Rep District</b>	<b>Vote District</b>	<b>Ward</b>	<b>Ward District</b>	<b>Precinct Votes</b>	<b>Mail Votes</b>	<b>Total Votes</b>
<b>SMITHFIELD cont'd</b>			10			211	12	223
						0	0	0
<b>Total Votes</b>						<b>3,545</b>	<b>169</b>	<b>3,714</b>
<b>TIVERTON</b>	47	92	01			420	24	444
			03			387	7	394
			04			336	13	349
			05			313	10	323
			06			169	4	173
		94	02			446	17	463
			07			390	13	403
						0	0	0
<b>Total Votes</b>						<b>2,461</b>	<b>88</b>	<b>2,549</b>
<b>WARREN</b>	45	89	01			131	4	135
			02			96	5	101
			03			126	2	128
		90	01			132	9	141
	46	89	04			217	14	231
			06			143	5	148
			5A			87	4	91
		90	1A			78	1	79
	47	89	05			467	30	497
						0	0	0
<b>Total Votes</b>						<b>1,477</b>	<b>74</b>	<b>1,551</b>
<b>WOONSOCKET</b>	30	63	05			20	0	20
		64	01			190	10	200
			02			205	8	213
			03			136	3	139
	31	62	01			80	2	82
			02			89	1	90
			03			146	1	147
		63	01			37	2	39
			02			117	0	117
			03			131	5	136
			04			196	10	206
		65	04			28	1	29
		66	01			131	2	133
	32	65	01			138	4	142
			02			167	5	172
			03			143	3	146
		66	02			129	5	134
			03			212	4	216
			04			202	5	207
						0	0	0
<b>Total Votes</b>						<b>2,497</b>	<b>71</b>	<b>2,568</b>
<b>State Wide Total</b>						<b>58,912</b>	<b>2,610</b>	<b>61,522</b>

NOTE: The last line in each community, before "Total Votes", represents the votes cast on limited ballots.

**RI GENERAL ELECTION**  
November 7, 2000

**US CONGRESS District 1**

**Patrick J. KENNEDY**

<b>Community</b>	<b>Senate District</b>	<b>Rep District</b>	<b>Vote District</b>	<b>Ward</b>	<b>Ward District</b>	<b>Precinct Votes</b>	<b>Mail Votes</b>	<b>Total Votes</b>			
<b>BARRINGTON</b>	44	087	01			434	16	450			
			02			631	26	657			
			03			588	29	617			
		088	01			664	42	706			
			02			625	25	650			
			03			468	38	506			
			04			383	29	412			
			05			537	23	560			
						2	0	2			
		<b>Total Votes</b>					<b>4,332</b>	<b>228</b>	<b>4,560</b>		
<b>BRISTOL</b>	45	090	01			475	15	490			
			02			524	34	558			
			03			524	44	568			
			04			685	57	742			
		091	01			713	19	732			
			02			814	31	845			
			04			354	12	366			
		46	090	05			501	17	518		
				091			563	34	597		
				093			436	26	462		
							2	2	4		
				<b>Total Votes</b>					<b>5,591</b>	<b>291</b>	<b>5,882</b>
		<b>BURRILLVILLE</b>	27	015	04			166	2	168	
060						656	54	710			
02						713	38	751			
061	05					654	51	705			
	03					445	12	457			
	04					528	14	542			
30	061			3A			351	11	362		
							3	0	3		
<b>Total Votes</b>							<b>3,516</b>	<b>182</b>	<b>3,698</b>		
<b>CENTRAL FALLS</b>	35	072	01	01	01	182	6	188			
			03	02	01	96	8	104			
			05	03	01	403	4	407			
			07	04	01	171	2	173			
			09	05	01	480	9	489			
			02	01	02	188	5	193			
		35	073	04	02	02	413	36	449		
				06	03	02	133	2	135		
				08	04	02	444	9	453		
							1	0	1		
				<b>Total Votes</b>					<b>2,511</b>	<b>81</b>	<b>2,592</b>
				<b>CUMBERLAND</b>	32	058	15	5		237	8
16	5		732				17	749			
13	4		179				4	183			
33	067	04	2			726	19	745			
		08	3			769	13	782			
		10	4			537	19	556			
		11	4			376	16	392			
		12	4			555	61	616			

NOTE: The last line in each community, before "Total Votes", represents the votes cast on limited ballots.

**RI GENERAL ELECTION**  
November 7, 2000

**US CONGRESS District 1**

**Patrick J. KENNEDY**

<b>Community</b>	<b>Senate District</b>	<b>Rep District</b>	<b>Vote District</b>	<b>Ward</b>	<b>Ward District</b>	<b>Precinct Votes</b>	<b>Mail Votes</b>	<b>Total Votes</b>	
<b>CUMBERLAND (cont'd)</b>		068	02	1		326	6	332	
			03	1		538	8	546	
			05	2		545	13	558	
			06	2		645	20	665	
			07	3		380	8	388	
		058	09	3		668	15	683	
	34		14	5		775	58	833	
	35		073	01	1		629	7	636
							1	0	1
	<b>Total Votes</b>						<b>8,618</b>	<b>292</b>	<b>8,910</b>
<b>EAST PROVIDENCE</b>	39	82	01	1		656	29	685	
		82	02	1		624	28	652	
		82	1A	1		334	5	339	
	42	82	03	1		352	20	372	
		83	04	1		512	21	533	
		83	05	1		770	48	818	
		83	07	2		537	26	563	
		83	08	2		526	13	539	
		85	06	2		580	17	597	
		85	10	2		563	25	588	
		85	11	2		350	11	361	
		85	12	3		226	7	233	
	43	84	09	2		102	3	105	
		84	14	3		647	68	715	
		84	15	3		734	16	750	
		84	16	3		539	40	579	
		84	19	4		308	16	324	
		85	13	3		272	9	281	
		86	17	3		462	11	473	
		86	18	4		676	18	694	
		86	20	4		657	21	678	
		86	21	4		683	25	708	
	44	87	22	4		737	34	771	
	87	23	4		383	14	397		
					0	0	0		
<b>Total Votes</b>					<b>12,230</b>	<b>525</b>	<b>12,755</b>		
<b>JAMESTOWN</b>	49	98	01			753	64	817	
			02			833	53	886	
						0	0	0	
<b>Total Votes</b>					<b>1,586</b>	<b>117</b>	<b>1,703</b>		
<b>LINCOLN</b>	34	58	01	5		818	38	856	
			03	4		757	29	786	
			04	1		516	13	529	
		59	05	1		432	13	445	
			06	2		675	16	691	
			07	2		476	22	498	
			08	4		602	18	620	
			09	3		650	13	663	
		69	10	3		305	11	316	
			11	4		172	8	180	
			12	3		311	6	317	
		74		13	1		131	4	135

NOTE: The last line in each community, before "Total Votes", represents the votes cast on limited ballots.

**RI GENERAL ELECTION**  
November 7, 2000

**US CONGRESS District 1**

**Patrick J. KENNEDY**

<b>Community</b>	<b>Senate District</b>	<b>Rep District</b>	<b>Vote District</b>	<b>Ward</b>	<b>Ward District</b>	<b>Precinct Votes</b>	<b>Mail Votes</b>	<b>Total Votes</b>
<b>LINCOLN (cont'd)</b>						0	0	0
<b>Total Votes</b>						<b>5,845</b>	<b>191</b>	<b>6,036</b>
<b>LITTLE COMPTON</b>	47	94	01			941	79	1,020
						4	0	4
<b>Total Votes</b>						<b>945</b>	<b>79</b>	<b>1,024</b>
<b>MIDDLETOWN</b>	48	95	03			554	40	594
			04			469	23	492
		96	09			204	2	206
		99	05			508	45	553
			06			336	47	383
			07			558	34	592
			08			458	21	479
	49	95	01			385	23	408
			02			250	21	271
						5	0	5
<b>Total Votes</b>						<b>3,727</b>	<b>256</b>	<b>3,983</b>
<b>NEWPORT</b>	49	97	01	2	4	101	2	103
			02	1	4	107	8	115
		98	01	1	1	538	30	568
			02	1	2	513	20	533
	50	97	03	2	3	230	10	240
			04	1	3	113	8	121
			05	2	2	621	33	654
			06	2	1	570	32	602
		99	01	3	2	383	27	410
			02	3	3	420	22	442
		100	01	3	1	170	16	186
			02	3	4	260	35	295
			03	4	1	505	34	539
			04	4	2	387	46	433
			05	4	3	590	42	632
						11	1	12
<b>Total Votes</b>						<b>5,519</b>	<b>366</b>	<b>5,885</b>
<b>NORTH PROVIDENCE</b>	05	10	3D	3	3D	461	23	484
			3E	3	3E	380	10	390
		11	3C	3	3C	82	1	83
		70	3F	3	3F	528	39	567
	36	11	1A	1	1A	515	23	538
			3A	3	3A	758	13	771
		70	1B	1	1B	734	23	757
			1C	1	1C	794	19	813
			1D	1	1D	716	33	749
			3B	3	3B	352	17	369
		71	1E	1	1E	592	13	605
			2A	2	2A	786	41	827
			2B	2	2B	635	15	650
			3G	3	3G	539	11	550
	37	6	2E	2	2E	646	11	657
		71	2C	2	2C	668	15	683
		74	2D	2	2D	470	10	480
						53	0	53
<b>Total Votes</b>						<b>9,709</b>	<b>317</b>	<b>10,026</b>

NOTE: The last line in each community, before "Total Votes", represents the votes cast on limited ballots.

**RI GENERAL ELECTION**  
November 7, 2000

**US CONGRESS District 1**

**Patrick J. KENNEDY**

<b>Community</b>	<b>Senate District</b>	<b>Rep District</b>	<b>Vote District</b>	<b>Ward</b>	<b>Ward District</b>	<b>Precinct Votes</b>	<b>Mail Votes</b>	<b>Total Votes</b>		
<b>NORTH SMITHFIELD</b>	30	061	01			806	21	827		
			05			679	15	694		
		62	02			606	67	673		
			03			427	16	443		
		064	04			765	14	779		
						4	0	4		
<b>Total Votes</b>					<b>3,287</b>	<b>133</b>	<b>3,420</b>			
<b>PAWTUCKET</b>	03	4	01	4	6	392	19	411		
			02	4	5	267	21	288		
			03	5	3	397	14	411		
	37	74	01	6	2	300	12	312		
			02	6	4	903	21	924		
			02	6	5	666	20	686		
	38	75	03	5	1	440	5	445		
			01	5	2	393	19	412		
			01	4	1	360	4	364		
	77		04	5	4	524	13	537		
			06	6	6	29	0	29		
			01	4	3	417	17	434		
			02	4	4	478	32	510		
			03	3	1	415	30	445		
			04	3	5	429	13	442		
			05	3	6	583	27	610		
			39	79	05	2	3	152	3	155
					01	2	6	577	17	594
					02	2	5	663	22	685
	40		03	2	4	672	14	686		
			04	3	2	663	16	679		
			01	3	3	697	55	752		
			05	6	3	252	13	265		
			01	6	1	127	13	140		
			02	1	2	436	8	444		
			03	4	2	416	13	429		
			04	2	1	361	8	369		
			05	3	4	138	1	139		
			79		01	1	3	658	16	674
	02	1			4	509	24	533		
	03	1			5	654	14	668		
	04	1			1	292	2	294		
	06	2			2	137	5	142		
					32	0	32			
<b>Total Votes</b>					<b>14,429</b>	<b>511</b>	<b>14,940</b>			
<b>PORTSMOUTH</b>	46	93	01			436	26	462		
			02			513	29	542		
			03			457	27	484		
			04			519	46	565		
			05			67	1	68		
			94	06			326	30	356	
				07			354	45	399	
			48	96	08			461	32	493
					09			551	50	601
					10			432	40	472

NOTE: The last line in each community, before "Total Votes", represents the votes cast on limited ballots.

**RI GENERAL ELECTION**  
November 7, 2000

**US CONGRESS District 1**

**Patrick J. KENNEDY**

<b>Community</b>	<b>Senate District</b>	<b>Rep District</b>	<b>Vote District</b>	<b>Ward</b>	<b>Ward District</b>	<b>Precinct Votes</b>	<b>Mail Votes</b>	<b>Total Votes</b>
<b>PORTSMOUTH (cont'd)</b>			11			425	33	458
						9	1	10
<b>Total Votes</b>						<b>4,550</b>	<b>360</b>	<b>4,910</b>
<b>PROVIDENCE</b>	01	1	01	5	7	43	0	43
		8	04	14	6	184	2	186
	02	1	12	12	4	6	1	7
		2	04	1	5	509	12	521
			05	1	4	764	51	815
		3	05	12	7	318	24	342
			06	2	8	559	25	584
			08	1	3	365	11	376
			09	1	2	294	5	299
		4	05	2	6	287	15	302
			06	1	1	248	10	258
			07	2	9	96	3	99
	03	3	03	3	7	230	6	236
		4	01	3	1	240	8	248
			02	2	1	536	44	580
			03	2	3	752	46	798
			04	2	7	327	19	346
			10	2	4	287	15	302
		5	01	3	2	621	36	657
			02	3	3	684	51	735
			03	3	5	710	17	727
			05	3	4	286	19	305
			06	2	2	155	9	164
	04	1	02	4	6	206	21	227
			11	14	7	95	2	97
			13	12	1	6	0	6
		5	07	4	5	141	31	172
		6	01	4	2	610	12	622
			02	4	3	508	10	518
			04	4	1	523	24	547
			05	14	1	25	1	26
		7	01	5	2	286	11	297
		8	01	14	4	278	14	292
			03	14	5	477	11	488
			05	5	1	31	0	31
			06	14	2	314	3	317
			07	14	3	418	11	429
						0	8	8
<b>Total Votes</b>						<b>12,419</b>	<b>588</b>	<b>13,007</b>
<b>SMITHFIELD</b>	29	57	01			592	26	618
			02			564	18	582
			03			581	17	598
			04			907	54	961
			07			214	3	217
		69	05			428	62	490
			06			644	35	679
			08			69	2	71
			09			505	47	552
			10			191	9	200

NOTE: The last line in each community, before "Total Votes", represents the votes cast on limited ballots.



**RI GENERAL ELECTION**  
November 7, 2000

**US CONGRESS District 1**

**Patrick J. KENNEDY**

<b>Community</b>	<b>Senate District</b>	<b>Rep District</b>	<b>Vote District</b>	<b>Ward</b>	<b>Ward District</b>	<b>Precinct Votes</b>	<b>Mail Votes</b>	<b>Total Votes</b>
<b>SMITHFIELD (cont'd)</b>						0	0	0
<b>Total Votes</b>						<b>4,695</b>	<b>273</b>	<b>4,968</b>
<b>TIVERTON</b>	47	92	01			449	23	472
			03			688	10	698
			04			559	25	584
			05			509	29	538
			06			381	8	389
		94	02			479	26	505
			07			438	17	455
						0	0	0
<b>Total Votes</b>						<b>3,503</b>	<b>138</b>	<b>3,641</b>
<b>WARREN</b>	45	89	01			291	8	299
			02			187	7	194
			03			268	17	285
		90	01			178	15	193
	46	89	04			402	26	428
			06			362	12	374
			5A			239	18	257
		90	1A			127	25	152
	47	89	05			601	29	630
						1	0	1
<b>Total Votes</b>						<b>2,656</b>	<b>157</b>	<b>2,813</b>
<b>WOONSOCKET</b>	30	63	05			144	2	146
		64	01			632	40	672
			02			641	12	653
			03			483	13	496
	31	62	01			346	16	362
			02			367	5	372
			03			445	5	450
		63	01			351	8	359
			02			317	4	321
			03			555	5	560
			04			405	18	423
		65	04			146	2	148
		66	01			391	6	397
	32	65	01			458	20	478
			02			595	12	607
			03			496	5	501
		66	02			518	29	547
			03			510	12	522
			04			666	8	674
						0	1	1
<b>Total Votes</b>						<b>8,466</b>	<b>223</b>	<b>8,689</b>
<b>State Wide Total</b>						<b>118,134</b>	<b>5,308</b>	<b>123,442</b>

NOTE: The last line in each community, before "Total Votes", represents the votes cast on limited ballots.

RI GENERAL ELECTION  
November 7, 2000

US CONGRESS District 2

Robert D. TINGLE

US CONGRESS DISTRICT 2

Community	Senate District	Rep District	Vote District	Ward	Ward District	Precinct Votes	Mail Votes	Total Votes		
CHARLESTOWN	25	016 081	01			133	11	144		
			01			73	1	74		
			02			224	24	248		
			03			130	16	146		
			04			147	2	149		
						0	0	0		
<b>Total Votes</b>					<b>707</b>	<b>54</b>	<b>761</b>			
COVENTRY	20	031 041 042	02	5C		110	12	122		
			04	3C		110	3	113		
			02	4C		101	12	113		
			03	5A		91	2	93		
			04	5B		64	1	65		
			05	4B		91	0	91		
			06	4D		106	5	111		
			21	024 031 039 041	01	2C		66	9	75
					01	5D		136	12	148
					01	3A		44	0	44
	01	2D				134	5	139		
	02	2B				79	1	80		
	03	3B				54	4	58		
	05	3D				113	6	119		
	06	2A				105	2	107		
	41	042 053 053	01	4A		60	2	62		
			02	1B		164	4	168		
			03	1C		189	5	194		
			01	1A		159	8	167		
						0	3	3		
	<b>Total Votes</b>					<b>1,976</b>	<b>96</b>	<b>2,072</b>		
	CRANSTON	07	013 021	01	3	8	57	1	58	
				02	3	1	38	2	40	
11			01	2	7	24	0	24		
			03	3	2	45	4	49		
			05	3	4	70	1	71		
			06	3	6	85	4	89		
			07	3	9	10	4	14		
			026	2	5	32	1	33		
			027	2	7	92	3	95		
			05	2	3	102	5	107		
			06	2	8	37	2	39		
			028	1	1	71	0	71		
12			02	1	2	104	4	108		
			05	1	5	103	21	124		
			04	3	3	86	6	92		
			01	3	5	1	0	1		
			07	5	7	10	0	10		
			025	6	5	127	4	131		
			03	6	7	9	0	9		
			026	2	4	157	7	164		
	03	2	6	94	3	97				
	05	5	2	82	4	86				

NOTE: The last line in each community, before "Total Votes", represents the votes cast on limited ballots.

**RI GENERAL ELECTION**  
November 7, 2000

**US CONGRESS District 2**

**Robert D. TINGLE**

<b>Community</b>	<b>Senate District</b>	<b>Rep District</b>	<b>Vote District</b>	<b>Ward</b>	<b>Ward District</b>	<b>Precinct Votes</b>	<b>Mail Votes</b>	<b>Total Votes</b>	
<b>CRANSTON (cont'd)</b>	13	027	07	6	2	13	5	18	
			01	1	6	66	2	68	
			03	2	1	28	1	29	
		028	04	2	2	93	6	99	
			03	1	3	73	4	77	
			04	1	4	74	2	76	
		14	022	02	3	7	34	1	35
				03	5	1	14	1	15
				04	5	3	80	5	85
			023	05	5	4	90	2	92
				06	5	5	133	8	141
				01	4	2	180	11	191
				03	4	5	112	6	118
	04			4	8	65	3	68	
	05			4	9	83	1	84	
	06			5	6	46	2	48	
	07			5	8	26	1	27	
	024		08	5	9	85	4	89	
			01	4	1	193	6	199	
			023	02	4	3	134	11	145
			024	02	4	4	128	1	129
		03	4	7	78	6	84		
		04	6	3	93	5	98		
		05	6	4	108	5	113		
		025	04	6	8	64	17	81	
		026	04	4	6	12	2	14	
	06	6	1	119	9	128			
	08	6	9	73	7	80			
	<b>Total Votes</b>					<b>3,733</b>	<b>210</b>	<b>3,943</b>	
	<b>EAST GREENWICH</b>	22	031	06			249	14	263
				07			169	8	177
043			01			152	11	163	
			02			197	9	206	
			03			155	17	172	
			04			196	14	210	
			05			166	9	175	
0			0	0	0				
<b>Total Votes</b>					<b>1,284</b>	<b>82</b>	<b>1,366</b>		
<b>EXETER</b>	22	031	03			223	19	242	
			046	01		24	0	24	
			052	04		126	7	133	
		41	052	02			79	4	83
			0				0	0	0
<b>Total Votes</b>					<b>452</b>	<b>30</b>	<b>482</b>		
<b>FOSTER</b>	41	053	01			197	5	202	
			02			202	10	212	
			0			0	0	0	
<b>Total Votes</b>					<b>399</b>	<b>15</b>	<b>414</b>		
<b>GLOCESTER</b>	27	015	01			167	9	176	

NOTE: The last line in each community, before "Total Votes", represents the votes cast on limited ballots.

**RI GENERAL ELECTION**  
November 7, 2000

**US CONGRESS District 2**

**Robert D. TINGLE**

<b>Community</b>	<b>Senate District</b>	<b>Rep District</b>	<b>Vote District</b>	<b>Ward</b>	<b>Ward District</b>	<b>Precinct Votes</b>	<b>Mail Votes</b>	<b>Total Votes</b>
<b>GLOCESTER (cont'd)</b>			02			188	8	196
			03			111	7	118
	29	015	04			94	2	96
	41	015	05			189	12	201
						0	0	0
<b>Total Votes</b>					<b>749</b>	<b>38</b>	<b>787</b>	
<b>HOPKINTON</b>	25	016	01			164	6	170
			02			222	7	229
			03			237	9	246
						27	0	27
<b>Total Votes</b>					<b>650</b>	<b>22</b>	<b>672</b>	
<b>JOHNSTON</b>	05	012	3B	3		14	0	14
		055	2D	2		1	0	1
			3D	3		16	0	16
		056	3A	3		44	2	46
			3C	3		90	0	90
			4D	4		8	0	8
	07	012	2C	2		57	0	57
	28	011	4A	4		72	0	72
	28	011	5B	5		125	5	130
			5C	5		144	3	147
		055	1A	1		72	7	79
			1B	1		121	4	125
			2A	2		86	9	95
			2B	2		98	9	107
		056	4B	4		103	5	108
		4C	4		32	3	35	
		5A	5		74	1	75	
					0	0	0	
<b>Total Votes</b>					<b>1,157</b>	<b>48</b>	<b>1,205</b>	
<b>NARRAGANSETT</b>	24	047	01			110	12	122
			02			116	6	122
			03			171	20	191
			04			115	19	134
		048	05			94	11	105
			06			126	14	140
			07			46	2	48
			08			109	13	122
					0	0	0	
<b>Total Votes</b>					<b>887</b>	<b>97</b>	<b>984</b>	
<b>NEW SHOREHAM</b>	06	081	01			143	55	198
						0	0	0
<b>Total Votes</b>					<b>143</b>	<b>55</b>	<b>198</b>	
<b>NORTH KINGSTOWN</b>	22	045	08			163	23	186
		046	07			255	15	270
	23	044	01			200	9	209

NOTE: The last line in each community, before "Total Votes", represents the votes cast on limited ballots.

**RI GENERAL ELECTION**  
November 7, 2000

**US CONGRESS District 2**

**Robert D. TINGLE**

<b>Community</b>	<b>Senate District</b>	<b>Rep District</b>	<b>Vote District</b>	<b>Ward</b>	<b>Ward District</b>	<b>Precinct Votes</b>	<b>Mail Votes</b>	<b>Total Votes</b>	
<b>NO. KINGSTOWN (cont'd)</b>			02			200	27	227	
			03			127	8	135	
			04			119	19	138	
		045	06			133	14	147	
			09			126	21	147	
			10			131	16	147	
			11			182	18	200	
		046	05			272	20	292	
						0	1	1	
	<b>Total Votes</b>					<b>1,908</b>	<b>191</b>	<b>2,099</b>	
<b>PROVIDENCE</b>	01	01	01	5	7	23	1	24	
			04	12	6	18	0	18	
			08	12	3	44	1	45	
			07	04	5	5	19	0	19
			05	5	9	71	8	79	
			06	12	10	19	0	19	
			07	15	3	0	0	0	
			08	6	5	3	0	3	
	08	08	5	4	30	4	34		
	010	03	6	2	40	0	40		
	014	07	15	2	1	0	1		
		08	12	8	15	1	16		
	02	02	01	13	2	37	2	39	
			02	11	1	11	2	13	
	04	08	02	14	8	4	0	4	
	05	07	02	5	3	32	1	33	
			03	5	8	56	1	57	
		010	01	6	1	62	1	63	
			02	5	6	20	0	20	
			05	6	4	31	0	31	
		012	04	6	3	3	0	3	
	07		09	01	7	3	2	0	2
		02		15	8	0	0	0	
		012	01	7	2	18	0	18	
			02	7	4	55	4	59	
			03	15	10	5	0	5	
			05	6	9	13	2	15	
		013	01	7	6	43	2	45	
			02	7	5	30	0	30	
		08	07	03	15	12	48	0	48
				09	6	7	10	0	10
			03	6	10	2	0	2	
		04	15	11	21	1	22		
		05	15	7	9	0	9		
		07	13	8	40	3	43		
		08	11	3	3	7	10		

NOTE: The last line in each community, before "Total Votes", represents the votes cast on limited ballots.

**RI GENERAL ELECTION  
November 7, 2000**

**US CONGRESS District 2**

**Robert D. TINGLE**

<b>Community</b>	<b>Senate District</b>	<b>Rep District</b>	<b>Vote District</b>	<b>Ward</b>	<b>Ward District</b>	<b>Precinct Votes</b>	<b>Mail Votes</b>	<b>Total Votes</b>		
<b>PROVIDENCE (cont'd)</b>		012	11	8	2	2	0	2		
			07	6	11	0	0	0		
			01	15	9	3	0	3		
			02	13	7	27	1	28		
			03	13	4	24	0	24		
			04	13	3	19	4	23		
			014	13	5	20	1	21		
			014	15	5	13	1	14		
			017	8	5	4	0	4		
			07	15	13	2	0	2		
			08	8	1	7	0	7		
			019	11	4	6	0	6		
			09	002	11	2	8	2	10	
			018	9	4	11	0	11		
			019	11	6	18	2	20		
			03	10	1	29	0	29		
			04	11	5	6	0	6		
			020	10	2	11	1	12		
			02	10	3	23	2	25		
			03	10	4	19	0	19		
			04	9	3	23	0	23		
			017	8	8	20	1	21		
			03	8	9	78	0	78		
			04	8	10	4	0	4		
			05	8	7	7	0	7		
			018	11	8	6	0	6		
			02	9	2	40	7	47		
			04	8	11	14	1	15		
			06	9	1	12	0	12		
			019	11	7	15	1	16		
						0	1	1		
			<b>Total Votes</b>					<b>1,309</b>	<b>66</b>	<b>1,375</b>
			<b>RICHMOND</b>	25	052	01			177	5
02						142	7	149		
03						124	1	125		
						0	0	0		
<b>Total Votes</b>					<b>443</b>	<b>13</b>	<b>456</b>			
<b>SCITUATE</b>	21	054	02			160	8	168		
			05			198	7	205		
	41		01			243	17	260		
	03				279	18	297			
	04				242	23	265			
			2	0	2					
<b>Total Votes</b>					<b>1,124</b>	<b>73</b>	<b>1,197</b>			
<b>SOUTH KINGSTOWN</b>	06	046	09			78	1	79		
		049	01			192	19	211		
			03			193	13	206		

NOTE: The last line in each community, before "Total Votes", represents the votes cast on limited ballots.

**RI GENERAL ELECTION  
November 7, 2000**

**US CONGRESS District 2**

**Robert D. TINGLE**

<b>Community</b>	<b>Senate District</b>	<b>Rep District</b>	<b>Vote District</b>	<b>Ward</b>	<b>Ward District</b>	<b>Precinct Votes</b>	<b>Mail Votes</b>	<b>Total Votes</b>	
<b>SOUTH KINGSTOWN (cont'd)</b>	24	081	06			83	7	90	
			07			136	14	150	
			05			223	24	247	
			08			215	15	230	
			02			88	12	100	
			04			178	10	188	
			11			79	3	82	
			10			61	2	63	
			0			0	0	0	
			<b>Total Votes</b>					<b>1,526</b>	<b>120</b>
<b>WARWICK</b>	14	037	02	8	3	42	2	44	
			04	8	5	121	5	126	
			05	8	6	94	10	104	
	15	025	01	2	5	13	0	13	
			02	3	2	30	10	40	
			04	8	1	20	1	21	
			01	1	1	41	0	41	
			01	1	2	89	1	90	
			02	1	3	120	5	125	
			04	2	6	7	0	7	
			07	1	5	126	8	134	
			01	2	1	60	3	63	
			02	2	2	97	4	101	
	16	029	03	2	3	84	6	90	
			04	2	4	82	5	87	
			05	3	1	61	4	65	
			03	1	4	135	6	141	
			05	2	7	6	0	6	
			06	4	5	64	3	67	
			01	3	3	81	6	87	
			02	4	1	91	0	91	
			03	4	2	78	5	83	
			04	4	3	72	2	74	
			05	4	4	88	1	89	
			06	5	6	12	0	12	
			17	033	01	4	6	7	1
	02	5			1	91	7	98	
	01	3			4	65	5	70	
	01	3			5	74	2	76	
	02	3			6	43	1	44	
			033	03	5	2	98	2	100

NOTE: The last line in each community, before "Total Votes", represents the votes cast on limited ballots.

**RI GENERAL ELECTION**  
November 7, 2000

**US CONGRESS District 2**

**Robert D. TINGLE**

<b>Community</b>	<b>Senate District</b>	<b>Rep District</b>	<b>Vote District</b>	<b>Ward</b>	<b>Ward District</b>	<b>Precinct Votes</b>	<b>Mail Votes</b>	<b>Total Votes</b>			
<b>WARWICK (cont'd)</b>			04	5	3	88	0	88			
			05	5	4	181	6	187			
			06	6	6	35	0	35			
			034	02	6	1	66	0	66		
				03	6	2	57	2	59		
				04	6	3	82	0	82		
				05	6	5	128	5	133		
				06	5	5	36	0	36		
			035	03	6	4	32	0	32		
				06	7	4	176	15	191		
				05	8	2	13	0	13		
			18	025	035	04	7	2	141	5	146
					05	7	3	71	3	74	
			036		07	8	8	0	0	0	0
					01	9	1	140	2	142	
					02	9	2	229	22	251	
					03	9	3	124	5	129	
					04	9	4	188	19	207	
					05	9	6	93	5	98	
					037	01	7	1	145	5	150
						03	8	4	145	13	158
						06	8	7	11	0	11
					043		07	8	9	123	6
			01	9			5	88	8	96	
			06	9			7	98	3	101	
			22	036	0			0	0	0	
					<b>Total Votes</b>			<b>4,582</b>	<b>229</b>	<b>4,811</b>	
<b>WEST GREENWICH</b>	41	031	02			108	5	113			
			052	01		176	4	180			
			03			119	2	121			
			0			0	0	0			
<b>Total Votes</b>					<b>403</b>	<b>11</b>	<b>414</b>				
<b>WEST WARWICK</b>	14	039	01	1		74	4	78			
			01	2		86	4	90			
	19	038	04	3		15	2	17			
			06	4		56	2	58			
			039	02	1		96	3	99		
				03	1		73	4	77		
				04	2		78	3	81		
			05	3		30	0	30			

NOTE: The last line in each community, before "Total Votes", represents the votes cast on limited ballots.



**RI GENERAL ELECTION**  
**November 7, 2000**

**US CONGRESS District 2**

**Robert D. TINGLE**

<b>Community</b>	<b>Senate District</b>	<b>Rep District</b>	<b>Vote District</b>	<b>Ward</b>	<b>Ward District</b>	<b>Precinct Votes</b>	<b>Mail Votes</b>	<b>Total Votes</b>
<b>WEST WARWICK (cont'd)</b>		040	01	4		81	4	85
			02	4		59	4	63
			04	5		108	2	110
			05	5		88	1	89
		038	02	2		20	2	22
			03	3		82	3	85
			05	3		47	1	48
		040	03	4		31	2	33
			06	5		141	4	145
						1	1	2
<b>Total Votes</b>						<b>1,166</b>	<b>46</b>	<b>1,212</b>
<b>WESTERLY</b>	25	016	05			76	2	78
	26	050	01			102	1	103
			02			109	5	114
			03			71	6	77
			04			157	4	161
			05			175	12	187
		051	01			137	17	154
			02			154	11	165
			03			200	19	219
			04			211	37	248
			05			130	18	148
			06			167	17	184
						0	0	0
<b>Total Votes</b>						<b>1,689</b>	<b>149</b>	<b>1,838</b>
<b>Grand Total</b>						<b>26,287</b>	<b>1,645</b>	<b>27,932</b>

NOTE: The last line in each community, before "Total Votes", represents the votes cast on limited ballots.

**RI General Election  
November 7, 2000**

**US CONGRESS District 2**

**James R. LANGEVIN**

<b>Community</b>	<b>Senate District</b>	<b>Rep District</b>	<b>Vote District</b>	<b>Ward</b>	<b>Ward District</b>	<b>Precinct Votes</b>	<b>Mail Votes</b>	<b>Total Votes</b>		
<b>CHARLESTOWN</b>	25	016	01			320	4	324		
		081	01			203	5	208		
			02			316	11	327		
			03			257	18	275		
			04			316	24	340		
						0	0	0		
		<b>Total Votes</b>					<b>1,412</b>	<b>62</b>	<b>1,474</b>	
<b>COVENTRY</b>	20	031	02	5C		424	34	458		
		041	04	3C		543	9	552		
		042	02	4C		507	28	535		
			03	5A		399	6	405		
			04	5B		321	16	337		
			05	4B		386	8	394		
	21		06	4D		521	11	532		
		024	01	2C		304	30	334		
		031	01	5D		540	19	559		
		039	01	3A		195	6	201		
		041	01	2D		633	19	652		
			02	2B		349	5	354		
			03	3B		350	13	363		
			05	3D		558	16	574		
			06	2A		540	15	555		
			042	01	4A		156	4	160	
	41	053	02	1B		583	22	605		
			03	1C		575	22	597		
		053	01	1A		355	11	366		
						2	4	6		
		<b>Total Votes</b>					<b>8,241</b>	<b>298</b>	<b>8,539</b>	
		<b>CRANSTON</b>	07	013	01	3	8	392	13	405
				021	02	3	1	363	5	368
11			01	2	7	94	11	105		
			03	3	2	373	15	388		
			05	3	4	387	11	398		
			06	3	6	611	7	618		
			07	3	9	156	2	158		
	026		02	2	5	246	8	254		
	027		02	1	7	479	15	494		
12			05	2	3	641	19	660		
			06	2	8	291	10	301		
	028		01	1	1	466	14	480		
			02	1	2	467	25	492		
			05	1	5	552	27	579		
	021		04	3	3	450	9	459		
	022	01	3	5	30	0	30			
	022	07	5	7	80	7	87			
	025	01	6	5	641	30	671			

NOTE: The last line in each community, before "Total Votes", represents the votes cast on limited ballots.

**RI General Election  
November 7, 2000**

**US CONGRESS District 2**

**James R. LANGEVIN**

<b>Community</b>	<b>Senate District</b>	<b>Rep District</b>	<b>Vote District</b>	<b>Ward</b>	<b>Ward District</b>	<b>Precinct Votes</b>	<b>Mail Votes</b>	<b>Total Votes</b>		
<b>CRANSTON (cont'd)</b>	13	026	03	6	7	62	2	64		
			01	2	4	660	27	687		
			03	2	6	526	21	547		
			05	5	2	536	7	543		
			07	6	2	52	2	54		
			027	01	1	6	490	15	505	
		028	03	2	1	223	6	229		
			04	2	2	532	20	552		
			03	1	3	279	13	292		
			04	1	4	373	5	378		
			022	02	3	7	321	9	330	
			03	5	1	102	4	106		
		14	023	04	5	3	654	22	676	
				05	5	4	670	18	688	
				06	5	5	848	19	867	
				01	4	2	855	27	882	
				03	4	5	602	19	621	
				04	4	8	164	7	171	
				05	4	9	322	6	328	
				06	5	6	274	14	288	
			024	07	5	8	199	9	208	
				08	5	9	363	13	376	
				01	4	1	774	31	805	
				023	02	4	3	672	38	710
				024	02	4	4	615	17	632
				03	4	7	366	10	376	
		025	04	6	3	524	18	542		
			05	6	4	595	28	623		
			04	6	8	338	75	413		
			026	04	4	6	74	7	81	
			06	6	1	483	19	502		
			08	6	9	346	15	361		
		<b>Total Votes</b>						<b>20,613</b>	<b>771</b>	<b>21,384</b>
		<b>EAST GREENWICH</b>	22	031	06			447	22	469
					07			323	16	339
				043	01			444	25	469
02						442	20	462		
03						517	24	541		
04						433	30	463		
05						374	23	397		
<b>Total Votes</b>					<b>2,980</b>	<b>161</b>	<b>3,141</b>			
<b>EXETER</b>	22	031	03			649	32	681		
			046	01		50	4	54		
		052	04			217	19	236		
			052	02			180	4	184	

NOTE: The last line in each community, before "Total Votes", represents the votes cast on limited ballots.

**RI General Election  
November 7, 2000**

**US CONGRESS District 2**

**James R. LANGEVIN**

<b>Community</b>	<b>Senate District</b>	<b>Rep District</b>	<b>Vote District</b>	<b>Ward</b>	<b>Ward District</b>	<b>Precinct Votes</b>	<b>Mail Votes</b>	<b>Total Votes</b>
<b>(EXETER cont'd)</b>						0	0	0
<b>Total Votes</b>						<b>1,096</b>	<b>59</b>	<b>1,155</b>
<b>FOSTER</b>	41	053	01			560	19	579
			02			400	26	426
						0	0	0
<b>Total Votes</b>						<b>960</b>	<b>45</b>	<b>1,005</b>
<b>GLOCESTER</b>	27	015	01			453	17	470
			02			529	15	544
			03			371	18	389
	29	015	04			210	3	213
	41	015	05			586	22	608
						1	0	1
<b>Total Votes</b>						<b>2,150</b>	<b>75</b>	<b>2,225</b>
<b>HOPKINTON</b>	25	016	01			345	12	357
			02			500	19	519
			03			435	10	445
						32	0	32
<b>Total Votes</b>						<b>1,312</b>	<b>41</b>	<b>1,353</b>
<b>JOHNSTON</b>	05	012	3B	3		143	3	146
		055	2D	2		80	4	84
			3D	3		127	5	132
		056	3A	3		517	14	531
			3C	3		944	28	972
			4D	4		109	4	113
	07	012	2C	2		356	11	367
	28	011	4A	4		368	8	376
	28	011	5B	5		639	15	654
			5C	5		757	27	784
		055	1A	1		722	69	791
			1B	1		910	53	963
			2A	2		635	31	666
			2B	2		740	55	795
		056	4B	4		840	18	858
			4C	4		314	27	341
			5A	5		620	21	641
						0	0	0
<b>Total Votes</b>						<b>8,821</b>	<b>393</b>	<b>9,214</b>
<b>NARRAGANSETT</b>	24	047	01			504	44	548
			02			482	36	518
			03			650	55	705
			04			463	41	504
		048	05			480	22	502
			06			581	33	614
			07			242	5	247
			08			432	16	448
						0	0	0
<b>Total Votes</b>						<b>3,834</b>	<b>252</b>	<b>4,086</b>

NOTE: The last line in each community, before "Total Votes", represents the votes cast on limited ballots.

**RI General Election  
November 7, 2000**

**US CONGRESS District 2**

**James R. LANGEVIN**

<b>Community</b>	<b>Senate District</b>	<b>Rep District</b>	<b>Vote District</b>	<b>Ward</b>	<b>Ward District</b>	<b>Precinct Votes</b>	<b>Mail Votes</b>	<b>Total Votes</b>	
<b>NEW SHOREHAM</b>	06	081	01			462	107	569	
						2	0	2	
<b>Total Votes</b>						<b>464</b>	<b>107</b>	<b>571</b>	
<b>NORTH KINGSTOWN</b>	22	045	08			418	25	443	
		046	07			617	39	656	
	23	044	01			622	29	651	
			02			564	45	609	
			03			514	16	530	
			04			569	15	584	
		045	06			390	26	416	
			09			504	53	557	
			10			437	19	456	
			11			525	34	559	
		046	05			811	43	854	
						5	0	5	
	<b>Total Votes</b>					<b>5,976</b>	<b>344</b>	<b>6,320</b>	
<b>PROVIDENCE</b>	01	001	01	5	7	196	1	197	
			04	12	6	267	1	268	
			07	08	12	3	365	5	370
			04	5	5	168	2	170	
			05	5	9	642	62	704	
			06	12	10	216	4	220	
			07	15	3	0	0	0	
			08	6	5	60	0	60	
		008	08	5	4	176	5	181	
		010	03	6	2	453	5	458	
		014	07	15	2	7	1	8	
			08	12	8	193	6	199	
	02	002	01	13	2	216	19	235	
			02	11	1	181	6	187	
	04	008	02	14	8	48	1	49	
	05	007	02	5	3	340	10	350	
			03	5	8	546	10	556	
		010	01	6	1	466	11	477	
			02	5	6	242	6	248	
			05	6	4	315	4	319	
		012	04	6	3	68	2	70	
	07	009	01	7	3	104	0	104	
			02	15	8	6	0	6	
	012	01	7	2	279	8	287		
		02	7	4	537	20	557		
		03	15	10	20	24	44		
		05	6	9	174	33	207		
	013	01	7	6	507	32	539		
		02	7	5	426	24	450		
		03	15	12	609	19	628		

NOTE: The last line in each community, before "Total Votes", represents the votes cast on limited ballots.

**RI General Election  
November 7, 2000**

**US CONGRESS District 2**

**James R. LANGEVIN**

<b>Community</b>	<b>Senate District</b>	<b>Rep District</b>	<b>Vote District</b>	<b>Ward</b>	<b>Ward District</b>	<b>Precinct Votes</b>	<b>Mail Votes</b>	<b>Total Votes</b>	
<b>PROVIDENCE (cont'd)</b>	08	007	09	6	7	121	0	121	
			03	6	10	42	1	43	
			04	15	11	234	8	242	
			05	15	7	99	1	100	
			07	13	8	495	15	510	
			08	11	3	115	12	127	
			11	8	2	50	0	50	
			012	07	6	11	7	0	7
				01	15	9	44	0	44
				02	13	7	287	3	290
				03	13	4	252	17	269
	04	13		3	219	35	254		
	014	05		13	5	284	7	291	
		09		15	5	112	0	112	
		017		06	8	5	55	0	55
	07			15	13	17	0	17	
	08			8	1	71	0	71	
	019		01	11	4	67	0	67	
		09	002	11	2	104	16	120	
			018	9	4	94	1	95	
			019	02	11	6	475	21	496
				03	10	1	475	8	483
		020	04	11	5	55	1	56	
			01	10	2	300	2	302	
			02	10	3	352	2	354	
			03	10	4	397	2	399	
		10	017	04	9	3	417	2	419
	01			8	8	445	12	457	
	03			8	9	625	10	635	
	04			8	10	135	2	137	
	018		05	8	7	156	2	158	
			01	11	8	85	0	85	
			02	9	2	965	32	997	
	019		04	8	11	138	0	138	
			06	9	1	261	4	265	
			05	11	7	152	6	158	
						0	3	3	
	<b>Total Votes</b>						<b>16,029</b>	<b>546</b>	<b>16,575</b>
	<b>RICHMOND</b>	25	052	01			458	8	466
				02			271	12	283
				03			378	10	388
							1	0	1
	<b>Total Votes</b>						<b>1,108</b>	<b>30</b>	<b>1,138</b>
<b>SCITUATE</b>	21	054	02			438	15	453	
			05			456	16	472	
	41		01			479	23	502	

NOTE: The last line in each community, before "Total Votes", represents the votes cast on limited ballots.

**RI General Election  
November 7, 2000**

**US CONGRESS District 2**

**James R. LANGEVIN**

<b>Community</b>	<b>Senate District</b>	<b>Rep District</b>	<b>Vote District</b>	<b>Ward</b>	<b>Ward District</b>	<b>Precinct Votes</b>	<b>Mail Votes</b>	<b>Total Votes</b>	
<b>SCITUATE (cont'd)</b>			03			498	15	513	
			04			539	18	557	
						9	3	12	
	<b>Total Votes</b>					<b>2,419</b>	<b>90</b>	<b>2,509</b>	
<b>SOUTH KINGSTOWN</b>	06	046	09			244	6	250	
		049	01			708	32	740	
			03			646	42	688	
			06			369	33	402	
			07			290	19	309	
		081	05			535	54	589	
			08			549	43	592	
	24	047	02			364	28	392	
		048	04			562	31	593	
			11			230	10	240	
		049	10			175	10	185	
						1	2	3	
	<b>Total Votes</b>					<b>4,673</b>	<b>310</b>	<b>4,983</b>	
<b>WARWICK</b>	14	037	02	8	3	117	1	118	
			04	8	5	420	17	437	
			05	8	6	411	26	437	
	15	025	01	2	5	130	0	130	
			02	3	2	171	14	185	
			04	8	1	150	3	153	
			028	01	1	1	240	8	248
			029	01	1	2	603	10	613
				02	1	3	746	31	777
				04	2	6	92	2	94
				07	1	5	712	22	734
			030	01	2	1	553	11	564
				02	2	2	627	20	647
	16		03	2	3	474	13	487	
			04	2	4	621	7	628	
			05	3	1	626	5	631	
		029	03	1	4	681	27	708	
			05	2	7	55	0	55	
			06	4	5	334	10	344	
			032	01	3	3	626	19	645
				02	4	1	668	11	679
				03	4	2	587	28	615
				04	4	3	351	8	359
		05	4	4	602	24	626		
		06	5	6	96	1	97		
	033	01	4	6	32	1	33		
		02	5	1	608	25	633		
	034	01	3	4	299	14	313		
	035	01	3	5	467	11	478		

NOTE: The last line in each community, before "Total Votes", represents the votes cast on limited ballots.

RI General Election  
November 7, 2000

US CONGRESS District 2

James R. LANGEVIN

Community	Senate District	Rep District	Vote District	Ward	Ward District	Precinct Votes	Mail Votes	Total Votes	
WARWICK (cont'd)	17	033	02	3	6	296	4	300	
			03	5	2	451	14	465	
			04	5	3	549	10	559	
			05	5	4	685	35	720	
			06	6	6	186	3	189	
			034	02	6	1	554	8	562
		03		6	2	531	13	544	
		04		6	3	569	12	581	
		05		6	5	612	27	639	
		06		5	5	188	11	199	
		035		03	6	4	212	4	216
			06	7	4	833	24	857	
	18		025	05	8	2	128	7	135
				04	7	2	953	38	991
	036		035	05	7	3	214	6	220
				07	8	8	3	0	3
		01		9	1	550	14	564	
		02		9	2	817	54	871	
		03		9	3	528	14	542	
		04		9	4	572	40	612	
		05		9	6	283	6	289	
		037		01	7	1	582	18	600
				03	8	4	645	38	683
				06	8	7	70	2	72
	22	043	07	8	9	483	26	509	
			01	9	5	209	12	221	
			06	9	7	371	21	392	
							0	0	0
	<b>Total Votes</b>						<b>24,173</b>	<b>830</b>	<b>25,003</b>
	WEST GREENWICH	41	031	02			344	10	354
				01			363	11	374
				03			310	14	324
									0
<b>Total Votes</b>						<b>1,017</b>	<b>35</b>	<b>1,052</b>	
WEST WARWICK	14	039	01	1		524	39	563	
			01	2		554	16	570	
			04	3		118	2	120	
	19	038	06	4		283	11	294	
			039	02	1		598	27	625
				03	1		513	28	541
				04	2		416	17	433
				05	3		188	10	198
			040	01	4		439	26	465
				02	4		341	14	355
	04	5			480	26	506		
	038	038	05	5		500	26	526	
			02	2		77	2	79	

NOTE: The last line in each community, before "Total Votes", represents the votes cast on limited ballots.



**RI General Election  
November 7, 2000**

**US CONGRESS District 2**

**James R. LANGEVIN**

<b>Community</b>	<b>Senate District</b>	<b>Rep District</b>	<b>Vote District</b>	<b>Ward</b>	<b>Ward District</b>	<b>Precinct Votes</b>	<b>Mail Votes</b>	<b>Total Votes</b>
<b>WEST WARWICK (cont'd)</b>			03	3		399	11	410
			05	3		299	12	311
		040	03	4		188	5	193
			06	5		731	28	759
						5	1	6
<b>Total Votes</b>					<b>6,653</b>	<b>301</b>	<b>6,954</b>	
<b>WESTERLY</b>	25	016	05			231	6	237
	26	050	01			425	24	449
			02			438	15	453
			03			263	19	282
			04			430	18	448
			05			603	38	641
		051	01			403	42	445
			02			485	26	511
			03			491	34	525
			04			361	30	391
			05			311	22	333
		06			387	21	408	
					0	1	1	
<b>Total Votes</b>					<b>4,828</b>	<b>296</b>	<b>5,124</b>	
<b>Grand Total</b>					<b>118,759</b>	<b>5,046</b>	<b>123,805</b>	

NOTE: The last line in each community, before "Total Votes", represents the votes cast on limited ballots.

**RI General Election  
November 7, 2000**

**US CONGRESS District 2**

**Dorman J. HAYES, JR.**

<b>Community</b>	<b>Senate District</b>	<b>Rep District</b>	<b>Vote District</b>	<b>Ward</b>	<b>Ward District</b>	<b>Precinct Votes</b>	<b>Mail Votes</b>	<b>Total Votes</b>
<b>CHARLESTOWN</b>	25	016 081	01			20	1	21
			01			19	0	19
			02			19	1	20
			03			20	1	21
			04			16	1	17
						0	0	0
<b>Total Votes</b>					<b>94</b>	<b>4</b>	<b>98</b>	
<b>COVENTRY</b>	20	031 041 042	02	5C		12	1	13
			04	3C		20	0	20
			02	4C		15	1	16
			03	5A		9	0	9
			04	5B		13	0	13
			05	4B		15	0	15
	21	024 031 039 041	01	2C		11	0	11
			01	5D		18	2	20
			01	3A		7	0	7
			01	2D		25	0	25
			02	2B		14	0	14
			03	3B		15	0	15
			05	3D		19	0	19
			06	2A		7	0	7
			01	4A		12	0	12
			02	1B		24	3	27
	41	053 053	03	1C		16	0	16
			01	1A		25	0	25
						0	0	0
						<b>297</b>	<b>8</b>	<b>305</b>
<b>CRANSTON</b>	07	013 021	01	3	8	8	0	8
			02	3	1	7	0	7
	11		01	2	7	5	0	5
			03	3	2	10	0	10
			05	3	4	6	0	6
			06	3	6	14	0	14
			07	3	9	0	0	0
			02	2	5	5	1	6
			02	1	7	13	0	13
	11	026 027	05	2	3	23	1	24
			06	2	8	11	0	11
			01	1	1	34	0	34
			02	1	2	26	4	30
			05	1	5	21	5	26
	12	021 022 022 025	04	3	3	9	0	9
			01	3	5	0	0	0
07			5	7	2	0	2	
01			6	5	16	2	18	

NOTE: The last line in each community, before "Total Votes", represents the votes cast on limited ballots.

**RI General Election  
November 7, 2000**

**US CONGRESS District 2**

**Dorman J. HAYES, JR.**

<b>Community</b>	<b>Senate District</b>	<b>Rep District</b>	<b>Vote District</b>	<b>Ward</b>	<b>Ward District</b>	<b>Precinct Votes</b>	<b>Mail Votes</b>	<b>Total Votes</b>
<b>CRANSTON (cont'd)</b>	13	026	03	6	7	2	0	2
			01	2	4	25	2	27
			03	2	6	28	1	29
			05	5	2	5	1	6
			07	6	2	0	0	0
		027	01	1	6	12	1	13
			03	2	1	3	0	3
			04	2	2	8	0	8
		028	03	1	3	23	1	24
			04	1	4	23	3	26
			022	02	3	7	3	0
		03		5	1	2	0	2
		04		5	3	12	0	12
		05		5	4	18	0	18
		06		5	5	17	0	17
	023	01		4	2	12	0	12
		03	4	5	12	0	12	
		04	4	8	6	0	6	
		05	4	9	6	0	6	
		06	5	6	3	0	3	
		07	5	8	6	0	6	
		08	5	9	5	2	7	
		024	01	4	1	11	0	11
	023		02	4	3	7	2	9
			02	4	4	15	0	15
	025	024	03	4	7	3	0	3
			04	6	3	17	0	17
			05	6	4	9	1	10
			04	6	8	5	2	7
			04	4	6	1	0	1
	026	024	06	6	1	8	1	9
			08	6	9	3	0	3
	<b>Total Votes</b>					<b>520</b>	<b>30</b>	<b>550</b>
<b>EAST GREENWICH</b>	22	31	06			15	3	18
			07			14	1	15
		43	01			21	1	22
			02			20	2	22
			03			13	3	16
			04			12	0	12
			05			9	2	11
			0	0	0			
<b>Total Votes</b>					<b>104</b>	<b>12</b>	<b>116</b>	
<b>EXETER</b>	22	31	03			28	2	30
		46	01			4	0	4
		52	04			9	1	10
		41	52	02			9	0

NOTE: The last line in each community, before "Total Votes", represents the votes cast on limited ballots.

RI General Election  
November 7, 2000

US CONGRESS District 2

Dorman J. HAYES, JR.

Community	Senate District	Rep District	Vote District	Ward	Ward District	Precinct Votes	Mail Votes	Total Votes
<b>EXETER (cont'd)</b>						0	0	0
<b>Total Votes</b>						50	3	53
<b>FOSTER</b>	41	53	01			44	4	48
			02			29	1	30
						0	0	0
<b>Total Votes</b>						73	5	78
<b>GLOCESTER</b>	27	15	01			17	1	18
			02			32	0	32
			03			20	1	21
	29	15	04			11	1	12
	41	15	05			27	1	28
						0	0	0
<b>Total Votes</b>						107	4	111
<b>HOPKINTON</b>	25	016	01			25	0	25
			02			42	2	44
			03			28	0	28
						4	0	4
<b>Total Votes</b>						99	2	101
<b>JOHNSTON</b>	05	12	3B	3		3	0	3
		55	2D	2		1	0	1
			3D	3		4	0	4
		56	3A	3		7	0	7
			3C	3		15	0	15
			4D	4		3	0	3
	07	12	2C	2		7	1	8
	28	11	4A	4		12	0	12
	28	11	5B	5		12	0	12
			5C	5		15	1	16
		55	1A	1		11	2	13
			1B	1		14	1	15
			2A	2		9	0	9
			2B	2		10	0	10
		56	4B	4		15	0	15
			4C	4		8	1	9
			5A	5		22	0	22
						0	0	0
<b>Total Votes</b>						168	6	174
<b>NARRAGANSETT</b>	24	47	01			33	3	36
			02			27	5	32
			03			44	3	47
			04			31	4	35
		48	05			20	1	21
			06			31	4	35
			07			16	1	17
			08			26	2	28
						0	0	0
<b>Total Votes</b>						228	23	251

NOTE: The last line in each community, before "Total Votes", represents the votes cast on limited ballots.

**RI General Election  
November 7, 2000**

**US CONGRESS District 2**

**Dorman J. HAYES, JR.**

<b>Community</b>	<b>Senate District</b>	<b>Rep District</b>	<b>Vote District</b>	<b>Ward</b>	<b>Ward District</b>	<b>Precinct Votes</b>	<b>Mail Votes</b>	<b>Total Votes</b>			
<b>NEW SHOREHAM</b>	06	081	01			47	5	52			
						0	0	0			
<b>Total Votes</b>						<b>47</b>	<b>5</b>	<b>52</b>			
<b>NORTH KINGSTOWN</b>	22	45	08			40	2	42			
			07			29	5	34			
	23	44	01			21	3	24			
			02			29	1	30			
			03			28	0	28			
			04			25	3	28			
			45	06		42	2	44			
			09		33	2	35				
			10		28	1	29				
	46	05	11			39	1	40			
			05			29	1	30			
					0	0	0				
			<b>Total Votes</b>				<b>343</b>	<b>21</b>	<b>364</b>		
	<b>PROVIDENCE</b>	01	01	01	5	7	15	1	16		
				04	12	6	14	0	14		
08				12	3	12	1	13			
07		07	04	5	5	6	0	6			
			05	5	9	13	3	16			
			06	12	10	7	0	7			
			07	15	3	0	0	0			
			08	6	5	1	0	1			
			08	5	4	8	0	8			
			10	3	6	2	14	0	14		
02		02	07	15	2	1	0	1			
			08	12	8	4	0	4			
			01	13	2	13	0	13			
			02	11	1	11	0	11			
			04	14	8	1	0	1			
			05	7	3	6	0	6			
			03	5	8	21	0	21			
10		10	01	6	1	17	0	17			
			02	5	6	8	0	8			
			05	6	4	13	0	13			
			12	4	6	3	1	0	1		
			07	09	01	7	3	2	0	2	
					02	15	8	0	0	0	
					12	01	7	2	10	0	10
					02	7	4	14	0	14	
					03	15	10	0	0	0	
			13	13	05	6	9	1	0	1	
01	7	6			11	0	11				
02	7	5			7	0	7				
03	15	12			11	1	12				

NOTE: The last line in each community, before "Total Votes", represents the votes cast on limited ballots.

RI General Election  
November 7, 2000

US CONGRESS District 2

Dorman J. HAYES, JR.

Community	Senate District	Rep District	Vote District	Ward	Ward District	Precinct Votes	Mail Votes	Total Votes		
PROVIDENCE (cont'd)	08	07	09	6	7	0	0	0		
			03	6	10	0	0	0		
			04	15	11	17	0	17		
			05	15	7	2	0	2		
			07	13	8	46	7	53		
			08	11	3	1	0	1		
			11	8	2	0	0	0		
			12	07	6	11	0	0	0	
				01	15	9	5	0	5	
				02	13	7	26	0	26	
				03	13	4	6	1	7	
				04	13	3	8	0	8	
	14	05		13	5	13	2	15		
		14		09	15	5	11	11		
		17		06	8	5	0	0		
	09	09		07	15	13	0	0		
				08	8	1	1	0	1	
			19	01	11	4	1	1		
			02	03	11	2	8	0	8	
			18	03	9	4	3	0	3	
			19	02	11	6	17	0	17	
			03	10	1	14	0	14		
			04	11	5	5	0	5		
			20	01	10	2	5	0	5	
				02	10	3	8	0	8	
	10	10	17	03	10	4	11	0	11	
				04	9	3	10	0	10	
				01	8	8	5	0	5	
				03	8	9	27	1	28	
				04	8	10	5	0	5	
				05	8	7	3	0	3	
				18	01	11	8	0	0	0
					02	9	2	27	0	27
					04	8	11	12	0	12
				19	19	06	9	1	5	0
	05	11	7			9	0	9		
	0					0	0	0		
	<b>Total Votes</b>					<b>553</b>	<b>17</b>	<b>570</b>		
	RICHMOND	25	52	01			20	1	21	
				02			19	0	19	
				03			17	1	18	
				0			0	0	0	
	<b>Total Votes</b>					<b>56</b>	<b>2</b>	<b>58</b>		
SCITUATE	21	054	02			1	1	2		
			05			24	0	24		
			0			19	1	20		

NOTE: The last line in each community, before "Total Votes", represents the votes cast on limited ballots.

**RI General Election  
November 7, 2000**

**US CONGRESS District 2**

**Dorman J. HAYES, JR.**

<b>Community</b>	<b>Senate District</b>	<b>Rep District</b>	<b>Vote District</b>	<b>Ward</b>	<b>Ward District</b>	<b>Precinct Votes</b>	<b>Mail Votes</b>	<b>Total Votes</b>	
<b>SCITUATE (cont'd)</b>	41		01			20	0	20	
			03			13	2	15	
			04			26	2	28	
		<b>Total Votes</b>				<b>103</b>	<b>6</b>	<b>109</b>	
<b>SOUTH KINGSTOWN</b>	06	046	09			42	0	42	
			01			53	5	58	
			03			58	7	65	
			06			44	2	46	
			07			20	3	23	
		081	05			37	4	41	
			08			51	3	54	
			02			35	5	40	
		24	047	04			61	3	64
				11			26	3	29
				10			21	2	23
							0	0	0
				<b>Total Votes</b>				<b>448</b>	<b>37</b>
<b>WARWICK</b>	14	037	02	8	3	3	0	3	
			04	8	5	6	0	6	
			05	8	6	4	0	4	
	15	025	01	2	5	0	0	0	
			02	3	2	6	0	6	
			04	8	1	4	1	5	
			01	1	1	13	0	13	
			029	01	1	2	9	0	9
			02	1	3	16	3	19	
			04	2	6	4	0	4	
			07	1	5	23	1	24	
			01	2	1	7	0	7	
			02	2	2	19	0	19	
	16	029	03	2	3	5	1	6	
			04	2	4	10	0	10	
			05	3	1	9	1	10	
			03	1	4	10	0	10	
			05	2	7	1	0	1	
			06	4	5	19	0	19	
			01	3	3	10	0	10	
			02	4	1	16	0	16	
			03	4	2	9	1	10	
			04	4	3	6	0	6	
			05	4	4	25	0	25	
			06	5	6	4	0	4	
			01	4	6	4	0	4	
			02	5	1	11	1	12	
			01	3	4	6	0	6	
	035	01	3	5	7	0	7		

NOTE: The last line in each community, before "Total Votes", represents the votes cast on limited ballots.

RI General Election  
November 7, 2000

US CONGRESS District 2

Dorman J. HAYES, JR.

Community	Senate District	Rep District	Vote District	Ward	Ward District	Precinct Votes	Mail Votes	Total Votes	
WARWICK (cont'd)	17	033	02	3	6	8	0	8	
			03	5	2	10	1	11	
			04	5	3	7	0	7	
			05	5	4	27	0	27	
			06	6	6	12	0	12	
	18	034	02	6	1	12	0	12	
			03	6	2	9	0	9	
			04	6	3	22	0	22	
			05	6	5	18	1	19	
			06	5	5	1	0	1	
			035	03	6	4	4	0	4
			06	7	4	23	1	24	
	22	025	05	8	2	0	0	0	
			035	04	7	2	17	0	17
		036	05	7	3	11	0	11	
			07	8	8	0	0	0	
			01	9	1	20	2	22	
			02	9	2	21	4	25	
			03	9	3	8	0	8	
			04	9	4	9	3	12	
			05	9	6	13	0	13	
			037	01	7	1	15	0	15
	03	8	4	14	3	17			
	06	8	7	1	0	1			
	07	8	9	8	0	8			
	043	01	9	5	15	1	16		
	036	06	9	7	14	2	16		
						0	0	0	
	<b>Total Votes</b>					<b>585</b>	<b>27</b>	<b>612</b>	
	WEST GREENWICH	41	031	02			12	1	13
				052	01		13	1	14
				03			14	0	14
	<b>Total Votes</b>					<b>39</b>	<b>2</b>	<b>41</b>	
WEST WARWICK	14	039	01	1		9	0	9	
			19	038	01	2		20	0
		04	3			5	0	5	
		039	06	4		10	0	10	
			02	1		11	0	11	
			03	1		10	0	10	
			04	2		10	0	10	
			05	3		7	0	7	
		040	01	4		21	1	22	
			02	4		8	1	9	
			04	5		9	0	9	
	40	038	05	5		13	0	13	
			02	2		2	0	2	

NOTE: The last line in each community, before "Total Votes", represents the votes cast on limited ballots.



**RI General Election  
November 7, 2000**

**US CONGRESS District 2**

**Dorman J. HAYES, JR.**

<b>Community</b>	<b>Senate District</b>	<b>Rep District</b>	<b>Vote District</b>	<b>Ward</b>	<b>Ward District</b>	<b>Precinct Votes</b>	<b>Mail Votes</b>	<b>Total Votes</b>
<b>WEST WARWICK (cont'd)</b>			03	3		9	0	9
			05	3		4	0	4
		040	03	4		9	0	9
			06	5		13	0	13
						2	0	2
	<b>Total Votes</b>					<b>172</b>	<b>2</b>	<b>174</b>
<b>WESTERLY</b>	25	016	05			8	0	8
	26	050	01			6	0	6
			02			22	1	23
			03			10	1	11
			04			19	0	19
		051	05			31	1	32
			01			24	2	26
			02			24	0	24
			03			20	0	20
			04			24	3	27
			05			14	0	14
			06			20	4	24
	<b>Total Votes</b>					<b>222</b>	<b>12</b>	<b>234</b>
<b>Grand Total</b>					<b>4,308</b>	<b>228</b>	<b>4,536</b>	

NOTE: The last line in each community, before "Total Votes", represents the votes cast on limited ballots.

**RI General Election  
November 7, 2000**

**US CONGRESS District 2**

**Rodney D. DRIVER**

<b>Community</b>	<b>Senate District</b>	<b>Rep District</b>	<b>Vote District</b>	<b>Ward</b>	<b>Ward District</b>	<b>Precinct Votes</b>	<b>Mail Votes</b>	<b>Total Votes</b>		
<b>CHARLESTOWN</b>	25	016 081	01			257	5	262		
			01			195	1	196		
			02			204	7	211		
			03			200	7	207		
			04			219	0	219		
			0			0	0	0		
<b>Total Votes</b>					<b>1,075</b>	<b>20</b>	<b>1,095</b>			
<b>COVENTRY</b>	20	031 041 042	02	5C		130	3	133		
			04	3C		154	0	154		
			02	4C		160	1	161		
			03	5A		98	1	99		
			04	5B		100	5	105		
			05	4B		123	2	125		
			06	4D		148	3	151		
			21	024 031 039 041	01	2C		111	0	111
					01	5D		213	6	219
					01	3A		65	1	66
	01	2D				214	3	217		
	02	2B				102	1	103		
	03	3B				116	2	118		
	05	3D				160	2	162		
	06	2A				154	2	156		
	042	01			4A		72	0	72	
	053	02			1B		249	5	254	
	41	053	03	1C		251	2	253		
			01	1A		209	1	210		
			2			2	0	2		
<b>Total Votes</b>						<b>2,831</b>	<b>40</b>	<b>2,871</b>		
<b>CRANSTON</b>	07	013	01	3	8	95	0	95		
	07	021	02	3	1	59	1	60		
	11	021	01	2	7	29	1	30		
	11	021	03	3	2	61	1	62		
	11	021	05	3	4	82	0	82		
	11	021	06	3	6	161	0	161		
	11	021	07	3	9	18	0	18		
	11	026	02	2	5	78	4	82		
	11	027	02	1	7	134	1	135		
	11	027	05	2	3	172	6	178		

NOTE: The last line in each community, before "Total Votes", represents the votes cast on limited ballots.

**RI General Election  
November 7, 2000**

**US CONGRESS District 2**

**Rodney D. DRIVER**

<b>Community</b>	<b>Senate District</b>	<b>Rep District</b>	<b>Vote District</b>	<b>Ward</b>	<b>Ward District</b>	<b>Precinct Votes</b>	<b>Mail Votes</b>	<b>Total Votes</b>	
<b>CRANSTON (cont'd)</b>	11	027	06	2	8	99	3	102	
		028	01	1	1	142	4	146	
			02	1	2	199	6	205	
	12			05	1	5	155	3	158
		021	04	3	3	148	4	152	
		022	01	3	5	13	0	13	
		022	07	5	7	18	0	18	
		025	01	6	5	184	4	188	
			03	6	7	20	0	20	
		026	01	2	4	243	6	249	
			03	2	6	155	5	160	
			05	5	2	127	0	127	
			07	6	2	14	1	15	
		027	01	1	6	146	4	150	
			03	2	1	45	0	45	
			04	2	2	188	3	191	
		028	03	1	3	150	3	153	
	13		04	1	4	141	1	142	
		022	02	3	7	66	1	67	
			03	5	1	13	0	13	
			04	5	3	122	1	123	
			05	5	4	104	0	104	
			06	5	5	190	5	195	
		023	01	4	2	318	4	322	
			03	4	5	199	1	200	
			04	4	8	57	0	57	
			05	4	9	117	0	117	
			06	5	6	59	2	61	
	14		07	5	8	40	2	42	
			08	5	9	113	1	114	
		024	01	4	1	284	3	287	
		023	02	4	3	201	4	205	
		024	02	4	4	175	2	177	
			03	4	7	121	3	124	
			04	6	3	146	6	152	
			05	6	4	144	5	149	
		025	04	6	8	78	4	82	
		026	04	4	6	12	1	13	
		06	6	1	132	3	135		
		08	6	9	101	1	102		
	<b>Total Votes</b>						<b>5,868</b>	<b>110</b>	<b>5,978</b>
	<b>EAST GREENWICH</b>	22	031	06			238	1	239
				07			159	5	164
			043	01			247	2	249

NOTE: The last line in each community, before "Total Votes", represents the votes cast on limited ballots.

**RI General Election  
November 7, 2000**

**US CONGRESS District 2**

**Rodney D. DRIVER**

<b>Community</b>	<b>Senate District</b>	<b>Rep District</b>	<b>Vote District</b>	<b>Ward</b>	<b>Ward District</b>	<b>Precinct Votes</b>	<b>Mail Votes</b>	<b>Total Votes</b>
<b>EAST GREENWICH (cont'd)</b>			02			209	4	213
			03			214	1	215
			04			193	4	197
			05			156	1	157
						0	0	0
	<b>Total Votes</b>					<b>1,416</b>	<b>18</b>	<b>1,434</b>
<b>EXETER</b>	22	031	03			445	7	452
		046	01			35	2	37
		052	04			209	7	216
	41	052	02			135	4	139
						0	0	0
<b>Total Votes</b>					<b>824</b>	<b>20</b>	<b>844</b>	
<b>FOSTER</b>	41	053	01			226	1	227
			02			237	4	241
						0	0	0
<b>Total Votes</b>					<b>463</b>	<b>5</b>	<b>468</b>	
<b>GLOCESTER</b>	27	015	01			192	2	194
			02			244	9	253
			03			165	4	169
	29	015	04			91	0	91
	41	015	05			244	2	246
						0	0	0
<b>Total Votes</b>					<b>936</b>	<b>17</b>	<b>953</b>	
<b>HOPKINTON</b>	25	016	01			197	2	199
			02			312	6	318
			03			325	6	331
						12	0	12
<b>Total Votes</b>					<b>846</b>	<b>14</b>	<b>860</b>	
<b>JOHNSTON</b>	05	012	3B	3		36	0	36
		055	2D	2		9	0	9
			3D	3		16	0	16
		056	3A	3		101	0	101
			3C	3		193	2	195
			4D	4		30	0	30
	07	012	2C	2		73	1	74
	28	011	4A	4		94	2	96
		011	5B	5		219	4	223
			5C	5		258	2	260
		055	1A	1		142	3	145
			1B	1		208	2	210
			2A	2		169	5	174
			2B	2		215	1	216
		056	4B	4		245	0	245
		4C	4		75	1	76	
		5A	5		150	3	153	
<b>Total Votes</b>					<b>2,233</b>	<b>26</b>	<b>2,259</b>	

NOTE: The last line in each community, before "Total Votes", represents the votes cast on limited ballots.

**RI General Election  
November 7, 2000**

**US CONGRESS District 2**

**Rodney D. DRIVER**

<b>Community</b>	<b>Senate District</b>	<b>Rep District</b>	<b>Vote District</b>	<b>Ward</b>	<b>Ward District</b>	<b>Precinct Votes</b>	<b>Mail Votes</b>	<b>Total Votes</b>	
<b>NARRAGANSETT</b>	24	047	01			263	7	270	
			02			220	4	224	
			03			324	11	335	
			04			244	9	253	
		048	05			237	3	240	
			06			300	4	304	
			07			137	0	137	
			08			272	7	279	
							0	0	0
		<b>Total Votes</b>					<b>1,997</b>	<b>45</b>	<b>2,042</b>
<b>NEW SHOREHAM</b>	06	081	01			141	8	149	
						0	0	0	
<b>Total Votes</b>						<b>141</b>	<b>8</b>	<b>149</b>	
<b>NORTH KINGSTOWN</b>	22	045	08			299	11	310	
			07			332	12	344	
		23	044	01			291	7	298
	02					323	5	328	
	03					232	1	233	
	045	04			258	5	263		
		06			288	11	299		
		09			316	14	330		
		10			213	1	214		
	046	046	11			309	12	321	
			05			460	16	476	
						0	0	0	
	<b>Total Votes</b>					<b>3,321</b>	<b>95</b>	<b>3,416</b>	
<b>PROVIDENCE</b>	01	001	01	5	7	45	0	45	
			04	12	6	50	2	52	
			08	12	3	54	0	54	
		07	04	5	5	44	1	45	
			05	5	9	163	5	168	
			06	12	10	48	0	48	
		008	07	15	3	0	0	0	
			08	6	5	13	2	15	
			08	5	4	49	3	52	
	010	010	03	6	2	89	0	89	
		014	07	15	2	0	0	0	
	02	002	08	12	8	26	0	26	
			01	13	2	31	2	33	
			02	11	1	35	2	37	
	04	008	02	14	8	5	0	5	
			05	007	02	5	3	120	1
	010	010	03	5	8	124	2	126	
			01	6	1	103	0	103	
			02	5	6	60	1	61	

NOTE: The last line in each community, before "Total Votes", represents the votes cast on limited ballots.

**RI General Election  
November 7, 2000**

**US CONGRESS District 2**

**Rodney D. DRIVER**

<b>Community</b>	<b>Senate District</b>	<b>Rep District</b>	<b>Vote District</b>	<b>Ward</b>	<b>Ward District</b>	<b>Precinct Votes</b>	<b>Mail Votes</b>	<b>Total Votes</b>	
<b>PROVIDENCE (cont'd)</b>	05	012	05	6	4	58	0	58	
			04	6	3	7	0	7	
	07	009	01	7	3	3	0	3	
			02	15	8	1	0	1	
			01	7	2	41	0	41	
			02	7	4	88	0	88	
			03	15	10	6	0	6	
	08	013	05	6	9	18	0	18	
			01	7	6	59	0	59	
			02	7	5	47	0	47	
			03	15	12	86	2	88	
			09	6	7	10	0	10	
		007	03	6	10	3	0	3	
			04	15	11	30	0	30	
			05	15	7	15	0	15	
			07	13	8	80	0	80	
			08	11	3	2	2	4	
			11	8	2	2	0	2	
			012	07	6	11	1	0	1
				01	15	9	5	0	5
				02	13	7	49	0	49
				03	13	4	59	1	60
	04	13		3	47	1	48		
	09	014	05	13	5	45	0	45	
			09	15	5	21	0	21	
			017	06	8	5	1	1	
		007	07	15	13	2	0	2	
			08	8	1	5	0	5	
			01	11	4	6	0	6	
			002	03	11	2	18	0	18
				03	9	4	19	0	19
				02	11	6	37	0	37
			020	03	10	1	22	1	23
				04	11	5	3	0	3
				01	10	2	21	0	21
	02	10		3	19	0	19		
	03	10		4	52	0	52		
	04	9		3	47	0	47		
	10	017	01	8	8	28	0	28	
			03	8	9	125	2	127	
			04	8	10	15	0	15	
		018	05	8	7	5	0	5	
01			11	8	9	0	9		
02			9	2	70	2	72		
04			8	11	33	0	33		
06			9	1	13	0	13		

NOTE: The last line in each community, before "Total Votes", represents the votes cast on limited ballots.

**RI General Election  
November 7, 2000**

**US CONGRESS District 2**

**Rodney D. DRIVER**

<b>Community</b>	<b>Senate District</b>	<b>Rep District</b>	<b>Vote District</b>	<b>Ward</b>	<b>Ward District</b>	<b>Precinct Votes</b>	<b>Mail Votes</b>	<b>Total Votes</b>
<b>PROVIDENCE (cont'd)</b>		019	05	11	7	29	0	29
						0	0	0
<b>Total Votes</b>						<b>2,421</b>	<b>32</b>	<b>2,453</b>
<b>RICHMOND</b>	25	052	01			480	10	490
			02			267	4	271
			03			401	6	407
						1	0	1
<b>Total Votes</b>						<b>1,149</b>	<b>20</b>	<b>1,169</b>
<b>SCITUATE</b>	21	054	02			153	3	156
			05			197	0	197
	41		01			215	7	222
			03			225	7	232
			04			250	1	251
						1	0	1
<b>Total Votes</b>						<b>1,041</b>	<b>18</b>	<b>1,059</b>
<b>SOUTH KINGSTOWN</b>	06	046	09			124	3	127
		049	01			492	10	502
			03			547	21	568
			06			309	6	315
			07			327	6	333
		081	05			469	21	490
			08			416	16	432
	24	047	02			281	12	293
		048	04			404	14	418
			11			165	3	168
		049	10			166	3	169
						0	0	0
<b>Total Votes</b>						<b>3,700</b>	<b>115</b>	<b>3,815</b>
<b>WARWICK</b>	14	037	02	8	3	44	0	44
			04	8	5	124	1	125
			05	8	6	96	2	98
	15	025	01	2	5	25	0	25
			02	3	2	34	0	34
			04	8	1	45	0	45
		028	01	1	1	94	1	95
		029	01	1	2	190	2	192
			02	1	3	201	4	205
			04	2	6	18	0	18
			07	1	5	225	3	228
		030	01	2	1	153	2	155
			02	2	2	136	3	139
			03	2	3	111	1	112
			04	2	4	147	1	148
			05	3	1	177	0	177
	16	029	03	1	4	165	4	169
			05	2	7	18	0	18

NOTE: The last line in each community, before "Total Votes", represents the votes cast on limited ballots.

**RI General Election  
November 7, 2000**

**US CONGRESS District 2**

**Rodney D. DRIVER**

<b>Community</b>	<b>Senate District</b>	<b>Rep District</b>	<b>Vote District</b>	<b>Ward</b>	<b>Ward District</b>	<b>Precinct Votes</b>	<b>Mail Votes</b>	<b>Total Votes</b>	
<b>WARWICK (cont'd)</b>	16	032	06	4	5	106	1	107	
			01	3	3	150	1	151	
			02	4	1	166	3	169	
			03	4	2	177	1	178	
			04	4	3	123	0	123	
			05	4	4	254	0	258	
	17	033	06	5	6	32	0	32	
			01	4	6	15	0	15	
		034	02	5	1	190	0	190	
			01	3	4	91	3	94	
		035	01	3	5	106	2	108	
			02	3	6	75	1	76	
			03	5	2	149	0	149	
			04	5	3	191	0	191	
			05	5	4	306	1	307	
			06	6	6	65	0	65	
	034		02	6	1	168	0	168	
			03	6	2	131	2	133	
	035	04	6	3	172	3	175		
		05	6	5	187	3	190		
		06	5	5	49	0	49		
		03	6	4	47	0	47		
		06	7	4	233	3	236		
		18	025	05	8	2	14	1	15
			035	04	7	2	265	3	268
		036	05	7	3	87	2	89	
	07		8	8	2	0	2		
	01		9	1	197	5	202		
	02		9	2	292	5	297		
	03		9	3	93	3	96		
	04		9	4	194	5	199		
	05		9	6	150	2	152		
	037		01	7	1	238	2	240	
			03	8	4	205	6	211	
	043		06	8	7	27	0	27	
		07	8	9	125	2	127		
	22	036	01	9	5	85	1	86	
		036	06	9	7	146	3	149	
	<b>Total Votes</b>						0	0	0
							<b>7,306</b>	<b>92</b>	<b>7,398</b>
	<b>WEST GREENWICH</b>	41	031	02			190	6	196
			052	01			310	0	310
				03			208	6	214
<b>Total Votes</b>					0	0	0	0	
						<b>708</b>	<b>12</b>	<b>720</b>	

NOTE: The last line in each community, before "Total Votes", represents the votes cast on limited ballots.



**RI General Election  
November 7, 2000**

**US CONGRESS District 2**


**Rodney D. DRIVER**

<b>Community</b>	<b>Senate District</b>	<b>Rep District</b>	<b>Vote District</b>	<b>Ward</b>	<b>Ward District</b>	<b>Precinct Votes</b>	<b>Mail Votes</b>	<b>Total Votes</b>
<b>WEST WARWICK</b>	14	039	01	1		104	0	104
	19	038	01	2		161	3	164
			04	3		35	0	35
			06	4		97	1	98
		039	02	1		147	5	152
			03	1		130	3	133
			04	2		104	2	106
			05	3		47	0	47
		040	01	4		102	0	102
			02	4		106	2	108
			04	5		176	6	182
			05	5		130	2	132
		038	02	2		35	0	35
			03	3		92	2	94
			05	3		75	2	77
		040	03	4		46	0	46
			06	5		214	5	219
					1	0	1	
<b>Total Votes</b>						<b>1,802</b>	<b>33</b>	<b>1,835</b>
<b>WESTERLY</b>	25	016	05			69	0	69
	26	050	01			94	3	97
			02			122	3	125
			03			80	3	83
			04			146	5	151
			05			188	9	197
		051	01			142	3	145
			02			160	4	164
			03			190	9	199
			04			198	9	207
			05			143	5	148
			06			219	3	222
						0	0	0
<b>Total Votes</b>						<b>1,751</b>	<b>56</b>	<b>1,807</b>
<b>Grand Total</b>						<b>41,829</b>	<b>796</b>	<b>42,625</b>

NOTE: The last line in each community, before "Total Votes", represents the votes cast on limited ballots.

**RI GENERAL ELECTION  
November 7, 2000**

**STATE SENATE**



**RI GENERAL ELECTION  
November 7, 2000**

**SENATE DISTRICT 1**

**Maryellen GOODWIN – DEM.**

Community	Rep District	Vote District	Ward	Ward District	Precinct Votes	Mail Votes	Total Votes
PROVIDENCE	001	01	5	7	174	3	177
		03	12	2	37	-	37
		04	12	6	286	2	288
		08	12	3	391	7	398
	007	04	5	5	165	3	168
		05	5	9	643	52	695
		06	12	10	215	3	218
		07	15	3	0	0	0
	008	08	6	5	58	0	58
		04	14	6	180	4	184
	010	08	5	4	180	7	187
		03	6	2	442	5	447
	014	07	15	2	5	0	5
		08	12	8	201	6	207
<b>Total Votes</b>					<b>2,977</b>	<b>92</b>	<b>3,069</b>

**SENATE DISTRICT 1**

**Daniel J. GRZYCH – REP.**

Community	Rep District	Vote District	Ward	Ward District	Precinct Votes	Mail Votes	Total Votes
PROVIDENCE	001	01	5	7	101	1	102
		03	12	2	10	0	10
		04	12	6	52	2	54
		08	12	3	68	0	68
	007	04	5	5	54	0	54
		05	5	9	209	8	217
		06	12	10	58	1	59
		07	15	3	0	0	0
	008	08	6	5	16	2	18
		04	14	6	65	0	65
	010	08	5	4	69	2	71
		03	6	2	121	0	121
	014	07	15	2	3	1	4
		08	12	8	37	0	37
<b>Total Votes</b>					<b>863</b>	<b>17</b>	<b>880</b>

**RI GENERAL ELECTION**  
November 7, 2000

**SENATE DISTRICT 2**

**John M. RONEY – DEM.**

Community	Rep District	Vote District	Ward	Ward District	Precinct Votes	Mail Votes	Total Votes
PROVIDENCE	001	12	12	4	5	1	6
	002	01	13	2	218	18	236
	002	02	11	1	185	7	192
	002	04	1	5	569	14	583
	002	05	1	4	714	50	764
	003	05	12	7	369	24	393
	003	06	2	8	594	23	617
	003	08	1	3	383	9	392
	003	09	1	2	287	5	292
	004	05	2	6	311	14	325
	004	06	1	1	239	10	249
	004	07	2	9	100	4	104
<b>Total Votes</b>					<b>3,974</b>	<b>179</b>	<b>4,153</b>

**SENATE DISTRICT 3**

**Rhoda E. PERRY – DEM.**

Community	Rep District	Vote District	Ward	Ward District	Precinct Votes	Mail Votes	Total Votes
PAWTUCKET	004	01	4	6	405	20	425
	076	02	4	5	259	15	274
	076	03	5	3	395	15	410
<b>Total Votes</b>					<b>1,059</b>	<b>50</b>	<b>1,109</b>
PROVIDENCE	003	03	3	7	228	6	234
	004	01	3	1	246	7	253
		02	2	1	624	43	667
		03	2	3	867	59	926
		04	2	7	358	20	378
		10	2	4	325	14	339
	005	01	3	2	664	36	700
		02	3	3	713	48	761
		03	3	5	721	15	736
		05	3	4	317	17	334
06		2	2	157	8	165	
<b>Total Votes</b>				<b>5,220</b>	<b>273</b>	<b>5,493</b>	
<b>Grand Total</b>				<b>6,279</b>	<b>323</b>	<b>6,602</b>	

**RI GENERAL ELECTION  
November 7, 2000**

**SENATE DISTRICT 4**

**Dominick J. RUGGERIO – DEM.**

Community	Rep District	Vote District	Ward	Ward District	Precinct Votes	Mail Votes	Total Votes
PROVIDENCE	001	02	4	6	210	17	227
		11	14	7	105	1	106
		13	12	1	8	0	8
	005	07	4	5	107	29	136
		006	01	4	2	633	15
	02		4	3	511	10	521
	04		4	1	567	24	591
	007	05	14	1	26	0	26
		01	5	2	343	11	354
	008	01	14	4	315	16	331
		02	14	8	43	1	44
		03	14	5	552	12	564
		05	5	1	40	0	40
		06	14	2	314	4	318
			07	14	3	462	9
<b>Total Votes</b>					<b>4,236</b>	<b>149</b>	<b>4,385</b>

**SENATE DISTRICT 5**

**Catherine E. GRAZIANO – DEM.**

Community	Rep District	Vote District	Ward	Ward District	Precinct Votes	Mail Votes	Total Votes
JOHNSTON	012	3B	3		154	3	157
	055	2D	2		70	4	74
	055	3D	3		126	5	131
	056	3A	3		515	13	528
	056	3C	3		948	30	978
	056	4D	4		118	4	122
	<b>Total Votes</b>				<b>1,931</b>	<b>59</b>	<b>1,990</b>
N. PROVIDENCE	010	3D	3	3D	545	16	561
	010	3E	3	3E	456	9	465
	011	3C	3	3C	95	1	96
	070	3F	3	3F	613	29	642
<b>Total Votes</b>				<b>1,709</b>	<b>55</b>	<b>1,764</b>	
PROVIDENCE	007	02	5	3	395	10	405
	007	03	5	8	587	11	598
	010	01	6	1	553	10	563
	010	02	5	6	253	6	259
	010	05	6	4	341	2	343
	012	04	6	3	71	0	71
<b>Total Votes</b>				<b>2,200</b>	<b>39</b>	<b>2,239</b>	
<b>Grand Total</b>				<b>5,840</b>	<b>153</b>	<b>5,993</b>	

**RI GENERAL ELECTION**  
**November 7, 2000**

**SENATE DISTRICT 6**

**V. Susan SOSNOWSKI – DEM.**

Community	Rep District	Vote District	Ward	Ward District	Precinct Votes	Mail Votes	Total Votes
NEW SHOREHAM	081	01			683	143	826
Total Votes					683	143	826
S. KINGSTOWN	046	09			353	9	362
	049	01			1,129	43	1,172
	049	03			1,151	68	1,219
	049	06			674	37	711
	049	07			663	28	691
	081	05			932	77	1,009
	081	08			936	61	997
Total Votes					5,838	323	6,161
<b>Grand Total</b>					<b>6,521</b>	<b>466</b>	<b>6,987</b>

**SENATE DISTRICT 7**

**David V. IGLIOZZI – DEM.**

Community	Rep District	Vote District	Ward	Ward District	Precinct Votes	Mail Votes	Total Votes
CRANSTON	013	01	3	8	467	13	480
	021	02	3	1	395	9	404
Total Votes					862	22	884
JOHNSTON	012	2C	2		389	13	402
Total Votes					389	13	402
PROVIDENCE	009	01	7	3	108	0	108
	009	02	15	8	6	0	6
	012	01	7	2	328	8	336
	012	02	7	4	636	23	659
	012	03	15	10	25	24	49
	012	05	6	9	173	32	205
	013	01	7	6	563	33	596
	013	02	7	5	497	23	520
	013	03	15	12	672	21	693
Total Votes					3,008	164	3,172
<b>Grand Total</b>					<b>4,259</b>	<b>199</b>	<b>4,458</b>

**RI GENERAL ELECTION  
November 7, 2000**

**SENATE DISTRICT 8**

**Frank T. CAPRIO – DEM.**

Community	Rep District	Vote District	Ward	Ward District	Precinct Votes	Mail Votes	Total Votes
PROVIDENCE	007	09	6	7	116	0	116
	009	03	6	10	42	1	43
	009	04	15	11	260	8	268
	009	05	15	7	110	1	111
	009	07	13	8	563	22	585
	009	08	11	3	113	1	114
	009	11	8	2	51	0	51
	012	07	6	11	6	0	6
	014	01	15	9	50	0	50
	014	02	13	7	346	3	349
	014	03	13	4	292	18	310
	014	04	13	3	256	38	294
	014	05	13	5	337	8	345
	014	09	15	5	125	1	126
	017	06	8	5	52	0	52
	017	07	15	13	20	0	20
	017	08	8	1	70	0	70
019	01	11	4	72	0	72	
Total Votes					2,881	101	2,982
<b>Grand Total</b>					<b>2,881</b>	<b>101</b>	<b>2,982</b>

**SENATE DISTRICT 9**

**Charles D. WALTON – DEM.**

Community	Rep District	Vote District	Ward	Ward District	Precinct Votes	Mail Votes	Total Votes	
PROVIDENCE	002	03	11	2	119	2	121	
	018	03	9	4	109	1	110	
	019	02	11	6	492	10	502	
	019	03	10	1	495	6	501	
	019	04	11	5	57	0	57	
	020	01	10	2	305	2	307	
	020	02	10	3	367	2	369	
	020	03	10	4	424	2	426	
	020	04	9	3	455	2	457	
	Total Votes					2,823	27	2,850
	<b>Grand Total</b>					<b>2,823</b>	<b>27</b>	<b>2,850</b>



**RI GENERAL ELECTION  
November 7, 2000**

**SENATE DISTRICT 10**

**Sonya Zecchin O'HARA – REP.**

<b>Community</b>	<b>Rep District</b>	<b>Vote District</b>	<b>Ward</b>	<b>Ward District</b>	<b>Precinct Votes</b>	<b>Mail Votes</b>	<b>Total Votes</b>
PROVIDENCE	017	01	8	8	45	4	49
	017	03	8	9	95	0	95
	017	04	8	10	13	0	13
	017	05	8	7	13	0	13
	018	01	11	8	10	0	10
	018	02	9	2	86	9	95
	018	04	8	11	25	0	25
	018	06	9	1	18	0	18
	019	05	11	7	23	0	23
<b>Total Votes</b>					<b>328</b>	<b>13</b>	<b>341</b>
<b>Grand Total</b>					<b>328</b>	<b>13</b>	<b>341</b>

**SENATE DISTRICT 10**

**Robert T. KELLS – DEM.**

<b>Community</b>	<b>Rep District</b>	<b>Vote District</b>	<b>Ward</b>	<b>Ward District</b>	<b>Precinct Votes</b>	<b>Mail Votes</b>	<b>Total Votes</b>
PROVIDENCE	017	01	8	8	451	8	459
	017	03	8	9	759	13	772
	017	04	8	10	147	2	149
	017	05	8	7	158	2	160
	018	01	11	8	90	0	90
	018	02	9	2	1,007	30	1,037
	018	04	8	11	171	1	172
	018	06	9	1	275	4	279
	019	05	11	7	184	8	192
<b>Total Votes</b>					<b>3,242</b>	<b>68</b>	<b>3,310</b>
<b>Grand Total</b>					<b>3,242</b>	<b>68</b>	<b>3,310</b>

**RI GENERAL ELECTION  
November 7, 2000**

**SENATE DISTRICT 11**

**Elizabeth H. ROBERTS – DEM.**

Community	Rep District	Vote District	Ward	Ward District	Precinct Votes	Mail Votes	Total Votes
CRANSTON	021	01	2	7	105	8	113
	021	03	3	2	353	11	364
	021	05	3	4	386	4	390
	021	06	3	6	613	6	619
	021	07	3	9	141	2	143
	026	02	2	5	255	9	264
	027	02	1	7	527	15	542
	027	05	2	3	670	26	696
	027	06	2	8	308	12	320
	028	01	1	1	497	13	510
	028	02	1	2	547	27	574
	028	05	1	5	553	21	574
Total Votes					4,955	154	5,109
<b>Grand Total</b>					<b>4,955</b>	<b>154</b>	<b>5,109</b>

**SENATE DISTRICT 11**

**Marion J. McGAIR – IND.**

Community	Rep District	Vote District	Ward	Ward District	Precinct Votes	Mail Votes	Total Votes
CRANSTON	021	01	2	7	32	4	36
	021	03	3	2	97	4	101
	021	05	3	4	106	2	108
	021	06	3	6	164	2	166
	021	07	3	9	28	1	29
	026	02	2	5	64	3	67
	027	02	1	7	132	3	135
	027	05	2	3	179	3	182
	027	06	2	8	93	2	95
	028	01	1	1	182	6	188
	028	02	1	2	216	10	226
	028	05	1	5	210	10	220
Total Votes					1,503	50	1,553
<b>Grand Total</b>					<b>1,503</b>	<b>50</b>	<b>1,553</b>

**RI GENERAL ELECTION  
November 7, 2000**

**SENATE DISTRICT 12**

**Hanna M. GALLO – DEM.**

Community	Rep District	Vote District	Ward	Ward District	Precinct Votes	Mail Votes	Total Votes
CRANSTON	021	04	3	3	437	9	446
	022	01	3	5	21	0	21
	022	07	5	7	75	4	79
	025	01	6	5	647	27	674
	025	03	6	7	58	2	60
	026	01	2	4	669	23	692
	026	03	2	6	483	17	500
	026	05	5	2	496	5	501
	026	07	6	2	45	3	48
	027	01	1	6	502	15	517
	027	03	2	1	213	5	218
	027	04	2	2	533	14	547
	028	03	1	3	364	15	379
	028	04	1	4	419	8	427
Total Votes					4,962	147	5,109
<b>Grand Total</b>					<b>4,962</b>	<b>147</b>	<b>5,109</b>

**SENATE DISTRICT 12**

**Edward V. MARRAPESE – IND.**

Community	Rep District	Vote District	Ward	Ward District	Precinct Votes	Mail Votes	Total Votes
CRANSTON	026	01	2	4	345	14	359
	026	03	2	6	273	13	286
	026	05	5	2	199	5	204
	026	07	6	2	26	3	29
	027	01	1	6	143	7	150
	027	03	2	1	72	1	73
	027	04	2	2	245	11	256
	028	03	1	3	112	6	118
	028	04	1	4	151	2	153
	Total Votes					2,110	79
<b>Grand Total</b>					<b>2,110</b>	<b>79</b>	<b>2,189</b>

**RI GENERAL ELECTION  
November 7, 2000**

**SENATE DISTRICT 13**

**Thomas J. IZZO – DEM.**

<b>Community</b>	<b>Rep District</b>	<b>Vote District</b>	<b>Ward</b>	<b>Ward District</b>	<b>Precinct Votes</b>	<b>Mail Votes</b>	<b>Total Votes</b>
CRANSTON	022	02	3	7	344	6	350
	022	03	5	1	108	3	111
	022	04	5	3	681	24	705
	022	05	5	4	674	16	690
	022	06	5	5	875	24	899
	023	01	4	2	998	33	1,031
	023	03	4	5	677	20	697
	023	04	4	8	189	7	196
	023	05	4	9	354	5	359
	023	06	5	6	285	14	299
	023	07	5	8	231	12	243
	023	08	5	9	382	16	398
	024	01	4	1	879	29	908
	<b>Total Votes</b>					<b>6,677</b>	<b>209</b>
<b>Grand Total</b>					<b>6,677</b>	<b>209</b>	<b>6,886</b>

**RI GENERAL ELECTION  
November 7, 2000**

**SENATE DISTRICT 14**

**Kimberly J. MANCHESTER – REP.**

Community	Rep District	Vote District	Ward	Ward District	Precinct Votes	Mail Votes	Total Votes
CRANSTON	023	02	4	3	132	12	144
	024	02	4	4	265	4	269
	024	03	4	7	127	5	132
	024	04	6	3	206	2	208
	024	05	6	4	241	9	250
	025	04	6	8	102	19	121
	026	04	4	6	28	2	30
	026	06	6	1	164	7	171
	026	08	6	9	130	10	140
<b>Total Votes</b>					<b>1,395</b>	<b>70</b>	<b>1,465</b>
WARWICK	037	02	8	3	71	2	73
	037	04	8	5	225	6	231
	037	05	8	6	166	12	178
<b>Total Votes</b>				<b>462</b>	<b>20</b>	<b>482</b>	
WEST WARWICK	039	01	1		146	8	154
<b>Total Votes</b>					<b>146</b>	<b>8</b>	<b>154</b>
<b>Grand Total</b>					<b>2,003</b>	<b>98</b>	<b>2,101</b>

**SENATE DISTRICT 14**

**Aram G. GARABEDIAN – DEM.**

Community	Rep District	Vote District	Ward	Ward District	Precinct Votes	Mail Votes	Total Votes
CRANSTON	023	02	4	3	896	46	942
	024	02	4	4	644	15	659
	024	03	4	7	436	14	450
	024	04	6	3	546	26	572
	024	05	6	4	593	29	622
	025	04	6	8	375	57	432
	026	04	4	6	71	8	79
	026	06	6	1	565	25	590
	026	08	6	9	384	13	397
<b>Total Votes</b>					<b>4,510</b>	<b>233</b>	<b>4,743</b>
WARWICK	037	02	8	3	129	1	130
	037	04	8	5	417	17	434
	037	05	8	6	408	24	432
<b>Total Votes</b>				<b>954</b>	<b>42</b>	<b>996</b>	
WEST WARWICK	039	01	1		528	30	558
<b>Total Votes</b>					<b>528</b>	<b>30</b>	<b>558</b>
<b>Grand Total</b>					<b>5,992</b>	<b>305</b>	<b>6,297</b>

**RI GENERAL ELECTION  
November 7, 2000**

**SENATE DISTRICT 15**

**Edward J. LAWRENCE – REP.**

<b>Community</b>	<b>Rep District</b>	<b>Vote District</b>	<b>Ward</b>	<b>Ward District</b>	<b>Precinct Votes</b>	<b>Mail Votes</b>	<b>Total Votes</b>
WARWICK	025	01	2	5	35	0	35
	025	02	3	2	79	12	91
	025	04	8	1	51	0	51
	028	01	1	1	133	2	135
	029	01	1	2	261	4	265
	029	02	1	3	306	7	313
	029	04	2	6	30	0	30
	029	07	1	5	420	15	435
	030	01	2	1	194	6	200
	030	02	2	2	214	6	220
	030	03	2	3	172	7	179
	030	04	2	4	221	4	225
	030	05	3	1	215	4	219
Total Votes					2,331	67	2,398
<b>Grand Total</b>					<b>2,331</b>	<b>67</b>	<b>2,398</b>

**SENATE DISTRICT 15**

**James M. DONELAN – DEM.**

<b>Community</b>	<b>Rep District</b>	<b>Vote District</b>	<b>Ward</b>	<b>Ward District</b>	<b>Precinct Votes</b>	<b>Mail Votes</b>	<b>Total Votes</b>
WARWICK	025	01	2	5	126	0	126
	025	02	3	2	150	12	162
	025	04	8	1	158	5	163
	028	01	1	1	247	6	253
	029	01	1	2	580	9	589
	029	02	1	3	748	35	783
	029	04	2	6	89	2	91
	029	07	1	5	637	18	655
	030	01	2	1	546	10	556
	030	02	2	2	640	20	660
	030	03	2	3	482	12	494
	030	04	2	4	609	9	618
	030	05	3	1	611	6	617
Total Votes					5,623	144	5,767
<b>Grand Total</b>					<b>5,623</b>	<b>144</b>	<b>5,767</b>

**RI GENERAL ELECTION**  
November 7, 2000

**SENATE DISTRICT 16**

**Saleh SHAHID – REP.**

<b>Community</b>	<b>Rep District</b>	<b>Vote District</b>	<b>Ward</b>	<b>Ward District</b>	<b>Precinct Votes</b>	<b>Mail Votes</b>	<b>Total Votes</b>
WARWICK	029	03	1	4	249	12	261
	029	05	2	7	22	-	22
	029	06	4	5	97	3	100
	032	01	3	3	213	7	220
	032	02	4	1	201	1	202
	032	03	4	2	199	3	202
	032	04	4	3	112	3	115
	032	05	4	4	201	6	207
	032	06	5	6	34	0	34
	033	01	4	6	22	1	23
	033	02	5	1	241	4	245
	034	01	3	4	105	6	111
	035	01	3	5	149	2	151
	035	02	3	6	91	0	91
<b>Total Votes</b>					<b>1,936</b>	<b>48</b>	<b>1,984</b>
<b>Grand Total</b>					<b>1,936</b>	<b>48</b>	<b>1,984</b>

**SENATE DISTRICT 16**

**Michael J. McCAFFREY – DEM.**

<b>Community</b>	<b>Rep District</b>	<b>Vote District</b>	<b>Ward</b>	<b>Ward District</b>	<b>Precinct Votes</b>	<b>Mail Votes</b>	<b>Total Votes</b>
WARWICK	029	03	1	4	702	24	726
	029	05	2	7	58	0	58
	029	06	4	5	424	12	436
	032	01	3	3	631	19	650
	032	02	4	1	728	12	740
	032	03	4	2	648	33	681
	032	04	4	3	418	7	425
	032	05	4	4	744	23	767
	032	06	5	6	105	1	106
	033	01	4	6	36	1	37
	033	02	5	1	644	27	671
	034	01	3	4	339	15	354
	035	01	3	5	487	13	500
	035	02	3	6	319	6	325
<b>Total Votes</b>					<b>6,283</b>	<b>193</b>	<b>6,476</b>
<b>Grand Total</b>					<b>6,283</b>	<b>193</b>	<b>6,476</b>

**RI GENERAL ELECTION  
November 7, 2000**

**SENATE DISTRICT 17**

**William A. WALASKA – DEM.**

Community	Rep District	Vote District	Ward	Ward District	Precinct Votes	Mail Votes	Total Votes
WARWICK	033	03	5	2	526	12	538
	033	04	5	3	628	12	640
	033	05	5	4	898	33	931
	033	06	6	6	231	3	234
	034	02	6	1	609	7	616
	034	03	6	2	574	15	589
	034	04	6	3	647	15	662
	034	05	6	5	712	24	736
	034	06	5	5	203	9	212
	035	03	6	4	232	4	236
	035	06	7	4	954	25	979
Total Votes					6,214	159	6,373
<b>Grand Total</b>					<b>6,214</b>	<b>159</b>	<b>6,373</b>

**SENATE DISTRICT 18**

**John C. REVENS, JR. – DEM.**

Community	Rep District	Vote District	Ward	Ward District	Precinct Votes	Mail Votes	Total Votes
WARWICK	025	05	8	2	112	6	118
	035	04	7	2	1,056	31	1,087
	035	05	7	3	286	5	291
	035	07	8	8	3	0	3
	036	01	9	1	627	21	648
	036	02	9	2	909	62	971
	036	03	9	3	518	15	533
	036	04	9	4	619	45	664
	036	05	9	6	376	7	383
	037	01	7	1	708	20	728
	037	03	8	4	747	49	796
	037	06	8	7	77	1	78
	037	07	8	9	520	33	553
	043	01	9	5	249	14	263
	Total Votes					6,807	309
<b>Grand Total</b>					<b>6,807</b>	<b>309</b>	<b>7,116</b>



**RI GENERAL ELECTION**  
November 7, 2000

**SENATE DISTRICT 19**

**Alan G. PALAZZO – REP.**

Community	Rep District	Vote District	Ward	Ward District	Precinct Votes	Mail Votes	Total Votes
WEST WARWICK	038	01	2		229	4	233
	038	04	3		47	2	49
	038	06	4		134	3	137
	039	02	1		337	8	345
	039	03	1		204	9	213
	039	04	2		169	4	173
	039	05	3		130	1	131
	040	01	4		244	7	251
	040	02	4		173	12	185
	040	04	5		346	9	355
	040	05	5		311	10	321
Total Votes					2,324	69	2,393
<b>Grand Total</b>					<b>2,324</b>	<b>69</b>	<b>2,393</b>

**SENATE DISTRICT 19**

**Stephen D. ALVES – DEM.**

Community	Rep District	Vote District	Ward	Ward District	Precinct Votes	Mail Votes	Total Votes
WEST WARWICK	038	01	2		606	19	625
	038	04	3		124	2	126
	038	06	4		310	10	320
	039	02	1		521	26	547
	039	03	1		527	25	552
	039	04	2		447	18	465
	039	05	3		146	9	155
	040	01	4		398	22	420
	040	02	4		337	9	346
	040	04	5		418	24	442
	040	05	5		422	20	442
Total Votes					4,256	184	4,440
<b>Grand Total</b>					<b>4,256</b>	<b>184</b>	<b>4,440</b>

**RI GENERAL ELECTION  
November 7, 2000**

**SENATE DISTRICT 20**

**Leonidas P. RAPTAKIS – DEM.**

Community	Rep District	Vote District	Ward	Ward District	Precinct Votes	Mail Votes	Total Votes
COVENTRY	031	02	5C		560	40	600
	041	04	3C		664	10	674
	042	02	4C		623	36	659
	042	03	5A		455	7	462
	042	04	5B		404	20	424
	042	05	4B		482	7	489
	042	06	4D		642	13	655
Total Votes					<b>3,830</b>	<b>133</b>	<b>3,963</b>
WEST WARWICK	038	02	2		92	4	96
	038	03	3		429	14	443
	038	05	3		311	12	323
	040	03	4		203	6	209
	040	06	5		777	27	804
Total Votes					<b>1,812</b>	<b>63</b>	<b>1,875</b>
<b>Grand Total</b>					<b>5,642</b>	<b>196</b>	<b>5,838</b>

**SENATE DISTRICT 21**

**Leo R. BLAIS – REP.**

Community	Rep District	Vote District	Ward	Ward District	Precinct Votes	Mail Votes	Total Votes
COVENTRY	024	01	2C		186	13	199
	031	01	5D		408	25	433
	039	01	3A		104	2	106
	041	01	2D		427	9	436
	041	02	2B		195	1	196
	041	03	3B		216	12	228
	041	05	3D		336	10	346
	041	06	2A		254	10	264
	042	01	4A		143	6	149
	053	02	1B		452	14	466
	053	03	1C		517	22	539
Total Votes					<b>3,238</b>	<b>124</b>	<b>3,362</b>
SCITUATE	054	02			389	16	405
Total Votes	054	05			441	15	456
Total Votes					<b>830</b>	<b>31</b>	<b>861</b>
<b>Grand Total</b>					<b>4,068</b>	<b>155</b>	<b>4,223</b>

**RI GENERAL ELECTION**  
November 7, 2000

**SENATE DISTRICT 21**

**Michael G. REEVES – DEM.**

Community	Rep District	Vote District	Ward	Ward District	Precinct Votes	Mail Votes	Total Votes
COVENTRY	024	01	2C		188	25	213
	031	01	5D		382	12	394
	039	01	3A		137	3	140
	041	01	2D		363	15	378
	041	02	2B		243	2	245
	041	03	3B		219	5	224
	041	05	3D		321	9	330
	041	06	2A		355	8	363
	042	01	4A		96	0	96
	053	02	1B		318	13	331
	053	03	1C		305	5	310
Total Votes					2,927	97	3,024
SCITUATE	054	02			285	5	290
	054	05			331	7	338
Total Votes					616	12	628
<b>Grand Total</b>					<b>3,543</b>	<b>109</b>	<b>3,652</b>

**SENATE DISTRICT 21**

**Victor G. MOFFITT – IND.**

Community	Rep District	Vote District	Ward	Ward District	Precinct Votes	Mail Votes	Total Votes
COVENTRY	024	01	2C		111	1	112
	031	01	5D		107	2	109
	039	01	3A		65	2	67
	041	01	2D		211	2	213
	041	02	2B		100	4	104
	041	03	3B		100	2	102
	041	05	3D		190	5	195
	041	06	2A		183	1	184
	042	01	4A		62	0	62
	053	02	1B		240	6	246
	053	03	1C		212	2	214
Total Votes					1,581	27	1,608
SCITUATE	054	02			91	5	96
	054	05			85	2	87
Total Votes					176	7	183
<b>Grand Total</b>					<b>1,757</b>	<b>34</b>	<b>1,791</b>

**RI GENERAL ELECTION**  
November 7, 2000

**SENATE DISTRICT 22**

**S.G. PAYNE – REP.**

Community	Rep District	Vote District	Ward	Ward District	Precinct Votes	Mail Votes	Total Votes
EAST GREENWICH	031	06			348	17	365
	031	07			229	12	241
	043	01			240	13	253
	043	02			294	11	305
	043	03			241	11	252
	043	04			267	14	281
	043	05			265	12	277
Total Votes					1,884	90	1,974
EXETER	031	03			480	26	506
	046	01			33	1	34
	052	04			241	16	257
Total Votes					754	43	797
NORTH KINGSTOWN	045	08			362	24	386
	046	07			471	24	495
Total Votes					833	48	881
WARWICK	036	06	9	7	198	5	203
Total Votes					198	5	203
<b>Grand Total</b>					<b>3,669</b>	<b>186</b>	<b>3,855</b>

**SENATE DISTRICT 22**

**J. Michael LENIHAN – DEM.**

Community	Rep District	Vote District	Ward	Ward District	Precinct Votes	Mail Votes	Total Votes
EAST GREENWICH	031	06			581	22	603
	031	07			424	17	441
	043	01			604	26	630
	043	02			559	26	585
	043	03			636	34	670
	043	04			557	34	591
	043	05			436	23	459
Total Votes					3,797	182	3,979
EXETER	031	03			782	32	814
	046	01			72	5	77
	052	04			298	15	313
Total Votes					1,152	52	1,204
NORTH KINGSTOWN	045	08			520	33	553
	046	07			704	44	748
Total Votes					1,224	77	1,301
WARWICK	036	06	9	7	399	24	423
Total Votes					399	24	423
<b>Grand Total</b>					<b>6,572</b>	<b>335</b>	<b>6,907</b>

**RI GENERAL ELECTION**  
November 7, 2000

**SENATE DISTRICT 23**

**John A. PATTERSON – REP.**

Community	Rep District	Vote District	Ward	Ward District	Precinct Votes	Mail Votes	Total Votes
NORTH KINGSTOWN	044	01			465	24	489
	044	02			539	40	579
	044	03			299	12	311
	044	04			359	22	381
	045	06			400	26	426
	045	09			420	50	470
	045	10			379	24	403
	045	11			432	42	474
	046	05			661	41	702
Total Votes				3,954	281	4,235	
<b>Grand Total</b>				<b>3,954</b>	<b>281</b>	<b>4,235</b>	

**SENATE DISTRICT 23**

**James C. SHEEHAN – DEM.**

Community	Rep District	Vote District	Ward	Ward District	Precinct Votes	Mail Votes	Total Votes
NORTH KINGSTOWN	044	01			651	23	674
	044	02			541	38	579
	044	03			569	13	582
	044	04			596	21	617
	045	06			429	23	452
	045	09			534	40	574
	045	10			409	13	422
	045	11			592	23	615
	046	05			877	39	916
	Total Votes				5,198	233	5,431
<b>Grand Total</b>				<b>5,198</b>	<b>233</b>	<b>5,431</b>	

**RI GENERAL ELECTION**  
**November 7, 2000**

**SENATE DISTRICT 24**

**Lawrence L. GOLDBERG – REP.**

Community	Rep District	Vote District	Ward	Ward District	Precinct Votes	Mail Votes	Total Votes
NARRAGANSETT	047	01			369	26	395
	047	02			300	20	320
	047	03			497	40	537
	047	04			347	33	380
	048	05			273	16	289
	048	06			333	21	354
	048	07			127	2	129
	048	08			299	20	319
Total Votes				2,545	178	2,723	
SOUTH KINGSTOWN	047	02			302	25	327
	048	04			420	22	442
	048	11			215	6	221
	049	10			164	4	168
Total Votes				1,101	57	1,158	
<b>Grand Total</b>				<b>3,646</b>	<b>235</b>	<b>3,881</b>	

**SENATE DISTRICT 24**

**Patrick T. McDONALD – DEM.**

Community	Rep District	Vote District	Ward	Ward District	Precinct Votes	Mail Votes	Total Votes
NARRAGANSETT	047	01			509	34	543
	047	02			494	28	522
	047	03			638	46	684
	047	04			452	37	489
	048	05			532	16	548
	048	06			646	31	677
	048	07			298	6	304
	048	08			500	17	517
Total Votes				4,069	215	4,284	
SOUTH KINGSTOWN	047	02			421	29	450
	048	04			673	29	702
	048	11			255	13	268
	049	10			225	11	236
Total Votes				1,574	82	1,656	
<b>Grand Total</b>				<b>5,643</b>	<b>297</b>	<b>5,940</b>	

**RI GENERAL ELECTION**  
November 7, 2000

**SENATE DISTRICT 25**

**John O. MATSON – REP.**

Community	Rep District	Vote District	Ward	Ward District	Precinct Votes	Mail Votes	Total Votes
CHARLESTOWN	016	01			246	10	256
	081	01			196	-	196
	081	02			326	23	349
	081	03			184	11	195
	081	04			252	10	262
<b>Total Votes</b>				<b>1,204</b>	<b>54</b>	<b>1,258</b>	
HOPKINTON	016	01			371	11	382
	016	02			489	20	509
	016	03			491	14	505
<b>Total Votes</b>				<b>1,351</b>	<b>45</b>	<b>1,396</b>	
RICHMOND	052	01			544	12	556
	052	02			329	11	340
	052	03			372	6	378
<b>Total Votes</b>				<b>1,245</b>	<b>29</b>	<b>1,274</b>	
WESTERLY	016	05			162	3	165
<b>Total Votes</b>				<b>162</b>	<b>3</b>	<b>165</b>	
<b>Grand Total</b>				<b>3,962</b>	<b>131</b>	<b>4,093</b>	

**SENATE DISTRICT 25**

**Donna M. WALSH – DEM.**

Community	Rep District	Vote District	Ward	Ward District	Precinct Votes	Mail Votes	Total Votes
CHARLESTOWN	016	01			478	11	489
	081	01			290	7	297
	081	02			432	19	451
	081	03			426	31	457
	081	04			447	15	462
<b>Total Votes</b>				<b>2,073</b>	<b>83</b>	<b>2,156</b>	
HOPKINTON	016	01			371	9	380
	016	02			595	12	607
	016	03			540	14	554
<b>Total Votes</b>				<b>1,506</b>	<b>35</b>	<b>1,541</b>	
RICHMOND	052	01			571	13	584
	052	02			356	13	369
	052	03			543	11	554
<b>Total Votes</b>				<b>1,470</b>	<b>37</b>	<b>1,507</b>	
WESTERLY	016	05			215	5	220
<b>Total Votes</b>				<b>215</b>	<b>5</b>	<b>220</b>	
<b>Grand Total</b>				<b>5,264</b>	<b>160</b>	<b>5,424</b>	

**RI GENERAL ELECTION  
November 7, 2000**

**SENATE DISTRICT 26**

**Dennis L. ALGIERE – REP.**

Community	Rep District	Vote District	Ward	Ward District	Precinct Votes	Mail Votes	Total Votes
WESTERLY	050	01			532	17	549
	050	02			594	22	616
	050	03			348	26	374
	050	04			663	22	685
	050	05			871	54	925
	051	01			598	47	645
	051	02			722	39	761
	051	03			808	60	868
	051	04			688	73	761
	051	05			533	42	575
	051	06			676	39	715
Total Votes				7,033	441	7,474	
<b>Grand Total</b>				<b>7,033</b>	<b>441</b>	<b>7,474</b>	

**SENATE DISTRICT 27**

**Jeffrey H. BOWIE – REP.**

Community	Rep District	Vote District	Ward	Ward District	Precinct Votes	Mail Votes	Total Votes
BURRILLVILLE	015	04			60	0	60
	060	01			183	15	198
	060	02			231	6	237
	060	05			248	13	261
	061	03			194	3	197
	061	04			202	5	207
Total Votes				1,118	42	1,160	
GLOCESTER	015	01			281	10	291
	015	02			343	16	359
	015	03			181	8	189
Total Votes				805	34	839	
<b>Grand Total</b>				<b>1,923</b>	<b>76</b>	<b>1,999</b>	



**RI GENERAL ELECTION  
November 7, 2000**

**SENATE DISTRICT 27**

**Paul W. FOGARTY – DEM.**

<b>Community</b>	<b>Rep District</b>	<b>Vote District</b>	<b>Ward</b>	<b>Ward District</b>	<b>Precinct Votes</b>	<b>Mail Votes</b>	<b>Total Votes</b>
BURRILLVILLE	015	04			190	3	193
	060	01			741	55	796
	060	02			810	40	850
	060	05			724	49	773
	061	03			497	14	511
	061	04			606	13	619
<b>Total Votes</b>					<b>3,568</b>	<b>174</b>	<b>3,742</b>
GLOCESTER	015	01			554	19	573
	015	02			639	15	654
	015	03			495	24	519
<b>Total Votes</b>				<b>1,688</b>	<b>58</b>	<b>1,746</b>	
<b>Grand Total</b>					<b>5,256</b>	<b>232</b>	<b>5,488</b>

**SENATE DISTRICT 28**

**Joseph M. POLISENA – DEM.**

<b>Community</b>	<b>Rep District</b>	<b>Vote District</b>	<b>Ward</b>	<b>Ward District</b>	<b>Precinct Votes</b>	<b>Mail Votes</b>	<b>Total Votes</b>
JOHNSTON	011	4A	4		429	9	438
	011	5B	5		807	21	828
	011	5C	5		941	30	971
	055	1A	1		772	66	838
	055	1B	1		999	48	1,047
	055	2A	2		759	37	796
	055	2B	2		881	60	941
	056	4B	4		978	19	997
	056	4C	4		349	22	371
	056	5A	5		709	22	731
	<b>Total Votes</b>				<b>7,624</b>	<b>334</b>	<b>7,958</b>
<b>Grand Total</b>				<b>7,624</b>	<b>334</b>	<b>7,958</b>	

**RI GENERAL ELECTION  
November 7, 2000**

**SENATE DISTRICT 29**

**Michael J. FLYNN – REP.**

Community	Rep District	Vote District	Ward	Ward District	Precinct Votes	Mail Votes	Total Votes
GLOCESTER	015	04			199	1	200
Total Votes					199	1	200
SMITHFIELD	057	01			560	34	594
	057	02			352	10	362
	057	03			502	19	521
	057	04			605	50	655
	057	07			171	9	180
	069	05			435	51	486
	069	06			654	17	671
	069	08			62	4	66
	069	09			451	38	489
	069	10			197	9	206
Total Votes					3,989	241	4,230
<b>Grand Total</b>					<b>4,188</b>	<b>242</b>	<b>4,430</b>

**SENATE DISTRICT 29**

**John J. TASSONI, JR. – DEM.**

Community	Rep District	Vote District	Ward	Ward District	Precinct Votes	Mail Votes	Total Votes
GLOCESTER	015	04			201	5	206
Total Votes					201	5	206
SMITHFIELD	057	01			498	14	512
	057	02			540	15	555
	057	03			491	10	501
	057	04			886	32	918
	057	07			224	4	228
	069	05			331	48	379
	069	06			496	24	520
	069	08			66	0	66
	069	09			450	38	488
	069	10			196	11	207
Total Votes					4,178	196	4,374
<b>Grand Total</b>					<b>4,379</b>	<b>201</b>	<b>4,580</b>

**RI GENERAL ELECTION**  
**November 7, 2000**

**SENATE DISTRICT 30**

**Suzanne E. POULIOT – REP.**

Community	Rep District	Vote District	Ward	Ward District	Precinct Votes	Mail Votes	Total Votes
BURRILLVILLE	061	3A			232	7	239
Total Votes					232	7	239
NORTH SMITHFIELD	061	01			370	12	382
	061	05			416	9	425
	062	02			324	19	343
	062	03			235	9	244
	064	04			504	15	519
Total Votes					1,849	64	1,913
WOONSOCKET	063	05			68	0	68
	064	01			336	17	353
	064	02			370	9	379
	064	03			247	6	253
Total Votes					1,021	32	1,053
<b>Grand Total</b>					<b>3,102</b>	<b>103</b>	<b>3,205</b>

**SENATE DISTRICT 30**

**Paul S. KELLY – DEM.**

Community	Rep District	Vote District	Ward	Ward District	Precinct Votes	Mail Votes	Total Votes
BURRILLVILLE	061	3A			291	8	299
Total Votes					291	8	299
NORTH SMITHFIELD	061	01			801	23	824
	061	05			646	17	663
	062	02			564	62	626
	062	03			401	14	415
	064	04			671	15	686
Total Votes					3,083	131	3,214
WOONSOCKET	063	05			100	1	101
	064	01			462	33	495
	064	02			471	11	482
	064	03			367	10	377
Total Votes					1,400	55	1,455
<b>Grand Total</b>					<b>4,774</b>	<b>194</b>	<b>4,968</b>

**RI GENERAL ELECTION**  
**November 7, 2000**

**SENATE DISTRICT 31**

**Marc A. COTE – DEM.**

<b>Community</b>	<b>Rep District</b>	<b>Vote District</b>	<b>Ward</b>	<b>Ward District</b>	<b>Precinct Votes</b>	<b>Mail Votes</b>	<b>Total Votes</b>
WOONSOCKET	062	01			355	16	371
	062	02			378	6	384
	062	03			477	6	483
	063	01			349	7	356
	063	02			355	4	359
	063	03			567	8	575
	063	04			493	22	515
	065	04			152	3	155
	066	01			432	8	440
<b>Total Votes</b>					<b>3,558</b>	<b>80</b>	<b>3,638</b>
<b>Grand Total</b>					<b>3,558</b>	<b>80</b>	<b>3,638</b>

**SENATE DISTRICT 32**

**Roger BADEAU – DEM.**

<b>Community</b>	<b>Rep District</b>	<b>Vote District</b>	<b>Ward</b>	<b>Ward District</b>	<b>Precinct Votes</b>	<b>Mail Votes</b>	<b>Total Votes</b>
CUMBERLAND	058	15	5		273	9	282
	058	16	5		824	19	843
	067	13	4		197	4	201
<b>Total Votes</b>					<b>1,294</b>	<b>32</b>	<b>1,326</b>
WOONSOCKET	065	01			500	19	519
	065	02			620	14	634
	065	03			514	3	517
	066	02			524	28	552
	066	03			597	14	611
	066	04			725	10	735
<b>Total Votes</b>					<b>3,480</b>	<b>88</b>	<b>3,568</b>
<b>Grand Total</b>					<b>4,774</b>	<b>120</b>	<b>4,894</b>

**RI GENERAL ELECTION**  
November 7, 2000

**SENATE DISTRICT 33**

**Faith P. WALSH – REP.**

Community	Rep District	Vote District	Ward	Ward District	Precinct Votes	Mail Votes	Total Votes
CUMBERLAND	067	04	2		208	5	213
	067	08	3		352	3	355
	067	10	4		309	16	325
	067	11	4		364	15	379
	067	12	4		440	17	457
	068	02	1		67	3	70
	068	03	1		129	1	130
	068	05	2		191	3	194
	068	06	2		308	13	321
	068	07	3		272	8	280
	068	09	3		329	6	335
	Total Votes					2,969	90
<b>Grand Total</b>					<b>2,969</b>	<b>90</b>	<b>3,059</b>

**SENATE DISTRICT 33**

**Daniel P. CONNORS – DEM.**

Community	Rep District	Vote District	Ward	Ward District	Precinct Votes	Mail Votes	Total Votes
CUMBERLAND	067	04	2		751	24	775
	067	08	3		752	9	761
	067	10	4		558	18	576
	067	11	4		389	15	404
	067	12	4		534	52	586
	068	02	1		338	10	348
	068	03	1		547	10	557
	068	05	2		551	15	566
	068	06	2		619	17	636
	068	07	3		367	12	379
	068	09	3		707	14	721
	Total Votes					6,113	196
<b>Grand Total</b>					<b>6,113</b>	<b>196</b>	<b>6,309</b>

**RI GENERAL ELECTION  
November 7, 2000**

**SENATE DISTRICT 34**

**Arthur H. FLETCHER – REP.**

Community	Rep District	Vote District	Ward	Ward District	Precinct Votes	Mail Votes	Total Votes
CUMBERLAND	058	14	5		272	13	285
Total Votes					272	13	285
LINCOLN	058	01	5		159	4	163
	058	03	4		353	22	375
	059	04	1		444	8	452
	059	05	1		365	17	382
	059	06	2		520	15	535
	059	07	2		322	13	335
	059	08	4		384	17	401
	059	09	3		456	12	468
	069	10	3		239	2	241
	069	11	4		114	3	117
	074	12	3		187	2	189
	074	13	1		101	3	104
Total Votes					3,644	118	3,762
<b>Grand Total</b>					<b>3,916</b>	<b>131</b>	<b>4,047</b>

**SENATE DISTRICT 34**

**Brian M. HUNTER – DEM.**

Community	Rep District	Vote District	Ward	Ward District	Precinct Votes	Mail Votes	Total Votes
CUMBERLAND	058	14	5		979	59	1,038
Total Votes					979	59	1,038
LINCOLN	058	01	5		1,005	42	1,047
	058	03	4		870	31	901
	059	04	1		451	15	466
	059	05	1		341	5	346
	059	06	2		566	17	583
	059	07	2		389	11	400
	059	08	4		591	16	607
	059	09	3		642	15	657
	069	10	3		303	10	313
	069	11	4		155	8	163
	074	12	3		274	5	279
	074	13	1		108	1	109
Total Votes					5,695	176	5,871
<b>Grand Total</b>					<b>6,674</b>	<b>235</b>	<b>6,909</b>

**RI GENERAL ELECTION**  
November 7, 2000

**SENATE DISTRICT 35**

**Daniel J. ISSA – DEM.**

Community	Rep District	Vote District	Ward	Ward District	Precinct Votes	Mail Votes	Total Votes
CENTRAL FALLS	072	01	01	01	194	5	199
	072	03	02	01	110	8	118
	072	05	03	01	396	3	399
	072	07	04	01	182	2	184
	072	09	05	01	515	9	524
	073	02	01	02	189	5	194
	073	04	02	02	442	37	479
	073	06	03	02	123	2	125
	073	08	04	02	456	7	463
Total Votes				2607	78	2685	
CUMBERLAND	073	01	1		627	8	635
Total Votes				627	8	635	
<b>Grand Total</b>				<b>3234</b>	<b>86</b>	<b>3320</b>	

**SENATE DISTRICT 36**

**John A. CELONA – DEM.**

Community	Rep District	Vote District	Ward	Ward District	Precinct Votes	Mail Votes	Total Votes
NORTH PROVIDENCE	011	1A	1	1A	605	23	628
	011	3A	3	3A	877	12	889
	070	1B	1	1B	916	28	944
	070	1C	1	1C	1,007	16	1,023
	070	1D	1	1D	845	32	877
	070	3B	3	3B	438	22	460
	071	1E	1	1E	730	13	743
	071	2A	2	2A	1,093	54	1,147
	071	2B	2	2B	775	20	795
	071	3G	3	3G	649	12	661
	Total Votes				7,935	232	8,167
<b>Grand Total</b>				<b>7,935</b>	<b>232</b>	<b>8,167</b>	

**SENATE DISTRICT 37**

**Joseph A. MONTALBANO – DEM.**

Community	Rep District	Vote District	Ward	Ward District	Precinct Votes	Mail Votes	Total Votes
NORTH PROVIDENCE	006	2E	2	2E	680	11	691
	071	2C	2	2C	771	16	787
	074	2D	2	2D	538	11	549
Total Votes				1,989	38	2,027	
PAWTUCKET	074	01	6	2	272	10	282
	074	02	6	4	972	25	997
	075	02	6	5	769	27	796
	075	03	5	1	400	4	404
Total Votes				2,413	66	2,479	
<b>Grand Total</b>				<b>4,402</b>	<b>104</b>	<b>4,506</b>	

**RI GENERAL ELECTION**  
**November 7, 2000**

**SENATE DISTRICT 38**

**John F. McBURNEY, III – DEM.**

Community	Rep District	Vote District	Ward	Ward District	Precinct Votes	Mail Votes	Total Votes
PAWTUCKET	075	01	5	2	419	14	433
	076	01	4	1	380	4	384
	076	04	5	4	500	15	515
	076	06	6	6	29	0	29
	077	01	4	3	431	16	447
	077	02	4	4	450	36	486
	077	03	3	1	414	25	439
	077	04	3	5	437	13	450
	077	05	3	6	599	23	622
Total Votes					3,659	146	3,805
<b>Grand Total</b>					<b>3,659</b>	<b>146</b>	<b>3,805</b>

**SENATE DISTRICT 39**

**Paul A. DINSMORE – REP.**

Community	Rep District	Vote District	Ward	Ward District	Precinct Votes	Mail Votes	Total Votes
EAST PROVIDENCE	082	01	1		244	9	253
	082	02	1		147	12	159
	082	1A	1		86	2	88
Total Votes					477	23	500
PAWTUCKET	079	05	2	3	33	2	35
	080	01	2	6	125	10	135
	080	02	2	5	192	5	197
	080	03	2	4	163	6	169
	080	04	3	2	180	2	182
	082	01	3	3	197	11	208
Total Votes					890	36	926
<b>Grand Total</b>					<b>1,367</b>	<b>59</b>	<b>1,426</b>

**SENATE DISTRICT 39**

**William V. IRONS – DEM.**

Community	Rep District	Vote District	Ward	Ward District	Precinct Votes	Mail Votes	Total Votes
EAST PROVIDENCE	082	01	1		820	34	854
	082	02	1		751	31	782
	082	1A	1		376	8	384
Total Votes					1,947	73	2,020
PAWTUCKET	079	05	2	3	159	1	160
	080	01	2	6	612	21	633
	080	02	2	5	679	20	699
	080	03	2	4	692	17	709
	080	04	3	2	709	19	728
	082	01	3	3	812	55	867
Total Votes					3,663	133	3,796
<b>Grand Total</b>					<b>5,610</b>	<b>206</b>	<b>5,816</b>



**RI GENERAL ELECTION**  
**November 7, 2000**

**SENATE DISTRICT 40**

**Thomas R. CODERRE - DEM.**

Community	Rep District	Vote District	Ward	Ward District	Precinct Votes	Mail Votes	Total Votes
PAWTUCKET	076	05	6	3	217	9	226
	078	01	6	1	110	12	122
	078	02	1	2	355	7	362
	078	03	4	2	342	10	352
	078	04	2	1	316	5	321
	078	05	3	4	92	1	93
	079	01	1	3	505	17	522
	079	02	1	4	356	20	376
	079	03	1	5	531	9	540
	079	04	1	1	233	3	236
	079	06	2	2	111	4	115
Total Votes					3,168	97	3,265
<b>Grand Total</b>					<b>3,168</b>	<b>97</b>	<b>3,265</b>

**SENATE DISTRICT 40**

**Sandra J. MELLEEN - IND.**

Community	Rep District	Vote District	Ward	Ward District	Precinct Votes	Mail Votes	Total Votes
PAWTUCKET	076	05	6	3	64	5	69
	078	01	6	1	32	3	35
	078	02	1	2	207	5	212
	078	03	4	2	198	7	205
	078	04	2	1	108	3	111
	078	05	3	4	77	0	77
	079	01	1	3	358	13	371
	079	02	1	4	295	9	304
	079	03	1	5	392	12	404
	079	04	1	1	141	1	142
	079	06	2	2	70	4	74
Total Votes					1,942	62	2,004
<b>Grand Total</b>					<b>1,942</b>	<b>62</b>	<b>2,004</b>

**RI GENERAL ELECTION  
November 7, 2000**

**SENATE DISTRICT 41**

**Kevin A. BREENE – REP.**

<b>Community</b>	<b>Rep District</b>	<b>Vote District</b>	<b>Ward</b>	<b>Ward District</b>	<b>Precinct Votes</b>	<b>Mail Votes</b>	<b>Total Votes</b>
COVENTRY	053	01	1A		566	15	581
Total Votes					566	15	581
EXETER	052	02			300	12	312
Total Votes					300	12	312
FOSTER	053	01			684	18	702
	053	02			668	35	703
Total Votes					1,352	53	1,405
GLOCESTER	015	05			686	28	714
Total Votes					686	28	714
SCITUATE	054	01			664	40	704
	054	03			775	41	816
	054	04			743	38	781
Total Votes					2,182	119	2,301
WEST GREENWICH	031	02			506	19	525
	052	01			721	13	734
	052	03			548	17	565
Total Votes					1,775	49	1,824
<b>Grand Total</b>					<b>6,861</b>	<b>276</b>	<b>7,137</b>

**SENATE DISTRICT 42**

**Daniel DaPONTE – DEM.**

<b>Community</b>	<b>Rep District</b>	<b>Vote District</b>	<b>Ward</b>	<b>Ward District</b>	<b>Precinct Votes</b>	<b>Mail Votes</b>	<b>Total Votes</b>
EAST PROVIDENCE	082	03	1		453	23	476
	083	04	1		486	21	507
	083	05	1		751	46	797
	083	07	2		533	28	561
	083	08	2		490	13	503
	085	06	2		587	17	604
	085	10	2		594	21	615
	085	11	2		354	12	366
	085	12	3		228	7	235
Total Votes					4,476	188	4,664
<b>Grand Total</b>					<b>4,476</b>	<b>188</b>	<b>4,664</b>

**RI GENERAL ELECTION**  
**November 7, 2000**

**SENATE DISTRICT 43**

**Michael J. DAMIANI – DEM.**

Community	Rep District	Voter District	Ward	Ward District	Precinct Votes	Mail Votes	Total Votes
EAST PROVIDENCE	084	09	2		110	3	113
	084	14	3		690	81	771
	084	15	3		776	17	793
	084	16	3		576	41	617
	084	19	4		355	19	374
	085	13	3		261	10	271
	086	17	3		513	14	527
	086	18	4		794	21	815
	086	20	4		756	24	780
	086	21	4		779	27	806
<b>Total Votes</b>					<b>5,610</b>	<b>257</b>	<b>5,867</b>
<b>Grand Total</b>					<b>5,610</b>	<b>257</b>	<b>5,867</b>

**SENATE DISTRICT 44**

**David E. BATES – REP.**

Community	Rep District	Vote District	Ward	Ward District	Precinct Votes	Mail Votes	Total Votes
BARRINGTON	087	01			507	25	532
	087	02			935	39	974
	087	03			813	40	853
	088	01			846	45	891
	088	02			651	32	683
	088	03			730	74	804
	088	04			714	50	764
	088	05			717	32	749
<b>Total Votes</b>					<b>5,913</b>	<b>337</b>	<b>6,250</b>
EAST PROVIDENCE	087	22	4		662	33	695
	87	23	4		312	6	318
<b>Total Votes</b>					<b>974</b>	<b>39</b>	<b>1,013</b>
<b>Grand Total</b>					<b>6,887</b>	<b>376</b>	<b>7,263</b>

**RI GENERAL ELECTION  
November 7, 2000**

**SENATE DISTRICT 45**

**Mary A. PARELLA – REP.**

<b>Community</b>	<b>Rep District</b>	<b>Vote District</b>	<b>Ward</b>	<b>Ward District</b>	<b>Precinct Votes</b>	<b>Mail Votes</b>	<b>Total Votes</b>
BRISTOL	090	01			520	21	541
	090	02			662	40	702
	090	03			774	37	811
	090	04			667	29	696
	091	01			677	19	696
	091	02			643	24	667
	091	04			330	10	340
<b>Total Votes</b>					<b>4,273</b>	<b>180</b>	<b>4,453</b>
WARREN	089	01			219	8	227
	089	02			156	7	163
	089	03			224	11	235
	090	01			211	10	221
<b>Total Votes</b>				<b>810</b>	<b>36</b>	<b>846</b>	
<b>Grand Total</b>					<b>5,083</b>	<b>216</b>	<b>5,299</b>

**SENATE DISTRICT 45**

**Thomas E. SKUBA – DEM.**

<b>Community</b>	<b>Rep District</b>	<b>Vote District</b>	<b>Ward</b>	<b>Ward District</b>	<b>Precinct Votes</b>	<b>Mail Votes</b>	<b>Total Votes</b>
BRISTOL	090	01			188	8	196
	090	02			219	9	228
	090	03			201	20	221
	090	04			302	34	336
	091	01			342	3	345
	091	02			382	13	395
	091	04			147	6	153
<b>Total Votes</b>				<b>1,781</b>	<b>93</b>	<b>1,874</b>	
WARREN	089	01			177	4	181
	089	02			116	5	121
	089	03			154	7	161
	090	01			80	11	91
<b>Total Votes</b>				<b>527</b>	<b>27</b>	<b>554</b>	
<b>Grand Total</b>					<b>2,308</b>	<b>120</b>	<b>2,428</b>

**RI GENERAL ELECTION**  
**November 7, 2000**

**SENATE DISTRICT 46**

**Walter S. FELAG, JR. – DEM.**

<b>Community</b>	<b>Rep District</b>	<b>Vote District</b>	<b>Ward</b>	<b>Ward District</b>	<b>Precinct Votes</b>	<b>Mail Votes</b>	<b>Total Votes</b>
BRISTOL	090	05			580	19	599
	091	03			593	40	633
	093	01			494	24	518
<b>Total Votes</b>					<b>1,667</b>	<b>83</b>	<b>1,750</b>
PORTSMOUTH	093	01			477	23	500
	093	02			530	38	568
	093	03			540	43	583
	093	04			567	53	620
	093	05			72	3	75
	094	06			403	27	430
	094	07			405	47	452
<b>Total Votes</b>					<b>2,994</b>	<b>234</b>	<b>3,228</b>
WARREN	089	04			523	37	560
	089	06			423	16	439
	089	5A			291	20	311
	090	1A			172	26	198
<b>Total Votes</b>					<b>1,409</b>	<b>99</b>	<b>1,508</b>
<b>Grand Total</b>					<b>6,070</b>	<b>416</b>	<b>6,486</b>

**RI GENERAL ELECTION  
November 7, 2000**

**SENATE DISTRICT 47**

**Karen F. CARROLL – REP.**

Community	Rep District	Vote District	Ward	Ward District	Precinct Votes	Mail Votes	Total Votes
LITTLE COMPTON	094	01			611	84	695
Total Votes					611	84	695
TIVERTON	092	01			242	15	257
	092	03			281	8	289
	092	04			197	13	210
	092	05			182	9	191
	092	06			102	2	104
	094	02			261	9	270
	094	07			265	11	276
Total Votes					1,530	67	1,597
WARREN	089	05			414	28	442
Total Votes					414	28	442
<b>Grand Total</b>					<b>2,555</b>	<b>179</b>	<b>2,734</b>

**SENATE DISTRICT 47**

**William ENOS – DEM.**

Community	Rep District	Vote District	Ward	Ward District	Precinct Votes	Mail Votes	Total Votes
LITTLE COMPTON	094	01			1,228	87	1,315
Total Votes					1,228	87	1,315
TIVERTON	092	01			614	31	645
	092	03			764	9	773
	092	04			687	25	712
	092	05			622	31	653
	092	06			447	10	457
	094	02			655	34	689
	094	07			550	18	568
Total Votes					4,339	158	4,497
WARREN	089	05			584	31	615
Total Votes					584	31	615
<b>Grand Total</b>					<b>6,151</b>	<b>276</b>	<b>6,427</b>

**RI GENERAL ELECTION**  
**November 7, 2000**

**SENATE DISTRICT 48**

**June N. GIBBS – REP.**

Community	Rep District	Vote District	Ward	Ward District	Precinct Votes	Mail Votes	Total Votes
MIDDLETOWN	095	03			523	32	555
	095	04			533	31	564
	096	09			205	6	211
	099	05			543	58	601
	099	06			390	57	447
	099	07			612	39	651
	099	08			583	38	621
<b>Total Votes</b>				<b>3,389</b>	<b>261</b>	<b>3,650</b>	
PORTSMOUTH	096	08			479	47	526
	096	09			598	64	662
	096	10			545	49	594
	096	11			549	46	595
<b>Total Votes</b>				<b>2,171</b>	<b>206</b>	<b>2,377</b>	
<b>Grand Total</b>				<b>5,560</b>	<b>467</b>	<b>6,027</b>	

**SENATE DISTRICT 48**

**Steven C. ATEN – DEM.**

Community	Rep District	Vote District	Ward	Ward District	Precinct Votes	Mail Votes	Total Votes
MIDDLETOWN	095	03			338	23	361
	095	04			223	10	233
	096	09			130	2	132
	099	05			279	18	297
	099	06			169	22	191
	099	07			260	11	271
	099	08			176	7	183
<b>Total Votes</b>				<b>1,575</b>	<b>93</b>	<b>1,668</b>	
PORTSMOUTH	096	08			247	9	256
	096	09			268	14	282
	096	10			204	22	226
	096	11			172	18	190
<b>Total Votes</b>				<b>891</b>	<b>63</b>	<b>954</b>	
<b>Grand Total</b>				<b>2,466</b>	<b>156</b>	<b>2,622</b>	

**RI GENERAL ELECTION**  
November 7, 2000

**SENATE DISTRICT 49**

**M. Teresa PAIVA-WEED – DEM.**


Community	Rep District	Vote District	Ward	Ward District	Precinct Votes	Mail Votes	Total Votes
JAMESTOWN	098	01			1,087	84	1,171
	098	02			1,141	69	1,210
Total Votes					2,228	153	2,381
MIDDLETOWN	095	01			417	24	441
	095	02			293	20	313
Total Votes					710	44	754
NEWPORT	097	01	2	4	105	2	107
	097	02	1	4	111	10	121
	098	01	1	1	614	38	652
	098	02	1	2	620	30	650
Total Votes				1,450	80	1,530	
<b>Grand Total</b>					<b>4,388</b>	<b>277</b>	<b>4,665</b>

**SENATE DISTRICT 50**

**J. Clement CICILLINE – DEM.**


Community	Rep District	Vote District	Ward	Ward District	Precinct Votes	Mail Votes	Total Votes
NEWPORT	097	03	2	3	254	12	266
	097	04	1	3	127	7	134
	097	05	2	2	676	37	713
	097	06	2	1	597	35	632
	099	01	3	2	427	32	459
	099	02	3	3	504	27	531
	100	01	3	1	196	17	213
	100	02	3	4	296	39	335
	100	03	4	1	549	36	585
	100	04	4	2	469	54	523
	100	05	4	3	662	48	710
Total Votes					4,757	344	5,101
<b>Grand Total</b>					<b>4,757</b>	<b>344</b>	<b>5,101</b>





**RI GENERAL ELECTION  
November 7, 2000**

**STATE REPRESENTATIVES**



**RI GENERAL ELECTION  
November 7, 2000**

**REPRESENTATIVE DISTRICT 1**

**John J. McCAULEY, JR. – DEM.**

Community	Senate District	Vote District	Ward	Ward District	Precinct Votes	Mail Votes	Total Votes
PROVIDENCE	01	01	5	7	173	2	175
	01	03	12	2	36	0	36
	01	04	12	6	293	1	294
	01	08	12	3	407	7	414
	02	12	12	4	3	1	4
	04	02	4	6	201	16	217
	04	11	14	7	92	2	94
	04	13	12	1	6	0	6
Total Votes					1,211	29	1,240
<b>Grand Total</b>					<b>1,211</b>	<b>29</b>	<b>1,240</b>

**REPRESENTATIVE DISTRICT 1**

**Daniel J. GRZYCH – IND.**

Community	Senate District	Vote District	Ward	Ward District	Precinct Votes	Mail Votes	Total Votes
PROVIDENCE	01	01	5	7	102	2	104
	01	03	12	2	11	0	11
	01	04	12	6	48	3	51
	01	08	12	3	57	0	57
	02	12	12	4	4	0	4
	04	02	4	6	29	2	31
	04	11	14	7	35	1	36
	04	13	12	1	2	0	2
Total Votes					288	8	296
<b>Grand Total</b>					<b>288</b>	<b>8</b>	<b>296</b>

**REPRESENTATIVE DISTRICT 2**

**Paul E. MOURA – DEM.**

Community	Senate District	Vote District	Ward	Ward District	Precinct Votes	Mail Votes	Total Votes
PROVIDENCE	02	01	13	2	202	17	219
	02	02	11	1	186	7	193
	02	04	1	5	550	11	561
	02	05	1	4	742	51	793
	09	03	11	2	112	2	114
Total Votes					1,792	88	1,880
<b>Grand Total</b>					<b>1,792</b>	<b>88</b>	<b>1,880</b>

**RI GENERAL ELECTION  
November 7, 2000**

**REPRESENTATIVE DISTRICT 3**

**Edith H. AJELLO – DEM.**

<b>Community</b>	<b>Senate District</b>	<b>Vote District</b>	<b>Ward</b>	<b>Ward District</b>	<b>Precinct Votes</b>	<b>Mail Votes</b>	<b>Total Votes</b>
PROVIDENCE	02	05	12	7	387	26	413
	02	06	2	8	616	26	642
	02	08	1	3	385	9	394
	02	09	1	2	289	5	294
	03	03	3	7	231	6	237
<b>Total Votes</b>					<b>1,908</b>	<b>72</b>	<b>1,980</b>
<b>Grand Total</b>					<b>1,908</b>	<b>72</b>	<b>1,980</b>

**REPRESENTATIVE DISTRICT 4**

**David N. CICILLINE – DEM.**

<b>Community</b>	<b>Senate District</b>	<b>Vote District</b>	<b>Ward</b>	<b>Ward District</b>	<b>Precinct Votes</b>	<b>Mail Votes</b>	<b>Total Votes</b>
PAWTUCKET	03	01	4	6	414	19	433
<b>Total Votes</b>					<b>414</b>	<b>19</b>	<b>433</b>
PROVIDENCE	02	05	2	6	326	15	341
	02	06	1	1	242	9	251
	02	07	2	9	101	5	106
	03	01	3	1	248	8	256
	03	02	2	1	665	44	709
	03	03	2	3	901	63	964
	03	04	2	7	353	21	374
	03	10	2	4	335	16	351
<b>Total Votes</b>					<b>3,171</b>	<b>181</b>	<b>3,352</b>
<b>Grand Total</b>					<b>3,585</b>	<b>200</b>	<b>3,785</b>

**RI GENERAL ELECTION**  
**November 7, 2000**

**REPRESENTATIVE DISTRICT 5**

**Charles L. SMITH, JR. – REP.**

Community	Senate District	Vote District	Ward	Ward District	Precinct Votes	Mail Votes	Total Votes
PROVIDENCE	03	01	3	2	149	9	158
	03	02	3	3	94	10	104
	03	03	3	5	72	1	73
	03	05	3	4	36	1	37
	03	06	2	2	33	1	34
	04	07	4	5	9	5	14
Total Votes					393	27	420
<b>Grand Total</b>					<b>393</b>	<b>27</b>	<b>420</b>

**REPRESENTATIVE DISTRICT 5**

**Gordon D. FOX – DEM.**

Community	Senate District	Vote District	Ward	Ward District	Precinct Votes	Mail Votes	Total Votes
PROVIDENCE	03	01	3	2	620	30	650
	03	02	3	3	727	43	770
	03	03	3	5	743	16	759
	03	05	3	4	311	16	327
	03	06	2	2	155	8	163
	04	07	4	5	133	29	162
Total Votes					2,689	142	2,831
<b>Grand Total</b>					<b>2,689</b>	<b>142</b>	<b>2,831</b>

**REPRESENTATIVE DISTRICT 6**

**John J. DeSIMONE – DEM.**

Community	Senate District	Vote District	Ward	Ward District	Precinct Votes	Mail Votes	Total Votes
N. PROVIDENCE	37	2E	2	2E	677	11	688
Total Votes					677	11	688
PROVIDENCE	04	01	4	2	635	14	649
	04	02	4	3	494	9	503
	04	04	4	1	548	23	571
	04	05	14	1	24	0	24
Total Votes					1,701	46	1,747
<b>Grand Total</b>					<b>2,378</b>	<b>57</b>	<b>2,435</b>

**RI GENERAL ELECTION**  
November 7, 2000

**REPRESENTATIVE DISTRICT 7**

**Joanne M. GIANNINI – DEM.**

Community	Senate District	Vote District	Ward	Ward District	Precinct Votes	Mail Votes	Total Votes
PROVIDENCE	01	04	5	5	193	3	196
	01	05	5	9	782	51	833
	01	06	12	10	252	4	256
	01	07	15	3	0	0	0
	01	08	6	5	68	0	68
	04	01	5	2	393	10	403
	05	02	5	3	401	10	411
	05	03	5	8	628	10	638
	08	09	6	7	121	0	121
Total Votes				2,838	88	2,926	
<b>Grand Total</b>				<b>2,838</b>	<b>88</b>	<b>2,926</b>	

**REPRESENTATIVE DISTRICT 8**

**Thomas A. PALANGIO – DEM.**

Community	Senate District	Vote District	Ward	Ward District	Precinct Votes	Mail Votes	Total Votes
PROVIDENCE	01	04	14	6	209	2	211
	01	08	5	4	208	8	216
	04	01	14	4	317	14	331
	04	02	14	8	45	1	46
	04	03	14	5	590	11	601
	04	05	5	1	40	0	40
	04	06	14	2	309	4	313
	04	07	14	3	459	8	467
	Total Votes				2,177	48	2,225
<b>Grand Total</b>				<b>2,177</b>	<b>48</b>	<b>2,225</b>	

**REPRESENTATIVE DISTRICT 9**

**Anastasia P. WILLIAMS – DEM.**

Community	Senate District	Vote District	Ward	Ward District	Precinct Votes	Mail Votes	Total Votes
PROVIDENCE	07	01	7	3	105	0	105
	07	02	15	8	7	0	7
	08	03	6	10	38	1	39
	08	04	15	11	256	8	264
	08	05	15	7	103	1	104
	08	07	13	8	569	23	592
	08	08	11	3	115	1	116
	08	11	8	2	48	0	48
	Total Votes				1,241	34	1,275
<b>Grand Total</b>				<b>1,241</b>	<b>34</b>	<b>1,275</b>	

**RI GENERAL ELECTION  
November 7, 2000**

**REPRESENTATIVE DISTRICT 10**

**Peter N. WASYLYK – DEM.**

Community	Senate District	Vote District	Ward	Ward District	Precinct Votes	Mail Votes	Total Votes
N. PROVIDENCE	05	3D	3	3D	539	16	555
	05	3E	3	3E	433	10	443
Total Votes					972	26	998
PROVIDENCE	01	03	6	2	487	5	492
	05	01	6	1	523	9	532
	05	02	5	6	250	5	255
	05	05	6	4	335	4	339
Total Votes				1,595	23	1,618	
<b>Grand Total</b>					<b>2,567</b>	<b>49</b>	<b>2,616</b>

**REPRESENTATIVE DISTRICT 11**

**Bambilyn Breece CAMBIO – DEM.**

Community	Senate District	Vote District	Ward	Ward District	Precinct Votes	Mail Votes	Total Votes
JOHNSTON	28	4A	4		402	6	408
	28	5B	5		668	16	684
	28	5C	5		794	24	818
Total Votes				1,864	46	1,910	
N. PROVIDENCE	05	3C	3	3C	88	1	89
	36	1A	1	1A	530	21	551
	36	3A	3	3A	796	12	808
Total Votes				1,414	34	1,448	
<b>Grand Total</b>					<b>3,278</b>	<b>80</b>	<b>3,358</b>

**REPRESENTATIVE DISTRICT 12**

**Steven F. SMITH – DEM.**

Community	Senate District	Vote District	Ward	Ward District	Precinct Votes	Mail Votes	Total Votes
JOHNSTON	05	3B	3		139	3	142
	07	2C	2		338	11	349
Total Votes					477	14	491
PROVIDENCE	05	04	6	3	68	2	70
	07	01	7	2	323	8	331
	07	02	7	4	622	24	646
	07	03	15	10	24	24	48
	07	05	6	9	174	32	206
	08	07	6	11	6	-	6
Total Votes				1,217	90	1,307	
<b>Grand Total</b>					<b>1,694</b>	<b>104</b>	<b>1,798</b>



**RI GENERAL ELECTION**  
November 7, 2000

**REPRESENTATIVE DISTRICT 13**

**Donald L. KEITH – REP.**

Community	Senate District	Vote District	Ward	Ward District	Precinct Votes	Mail Votes	Total Votes
CRANSTON	07	01	3	8	110	2	112
Total Votes					110	2	112
PROVIDENCE	07	01	7	6	90	5	95
	07	02	7	5	61	2	63
	07	03	15	12	104	0	104
Total Votes					255	7	262
<b>Grand Total</b>					<b>365</b>	<b>9</b>	<b>374</b>

**REPRESENTATIVE DISTRICT 13**

**Charlene LIMA – DEM.**

Community	Senate District	Vote District	Ward	Ward District	Precinct Votes	Mail Votes	Total Votes
CRANSTON	07	01	3	8	425	11	436
Total Votes					425	11	436
PROVIDENCE	07	01	7	6	506	29	535
	07	02	7	5	440	22	462
	07	03	15	12	650	21	671
Total Votes					1,596	72	1,668
<b>Grand Total</b>					<b>2,021</b>	<b>83</b>	<b>2,104</b>

**REPRESENTATIVE DISTRICT 14**

**Steven M. COSTANTINO – DEM.**

Community	Senate District	Vote District	Ward	Ward District	Precinct Votes	Mail Votes	Total Votes
PROVIDENCE	01	07	15	2	7	1	8
	01	08	12	8	197	6	203
	08	01	15	9	48	0	48
	08	02	13	7	357	3	360
	08	03	13	4	283	17	300
	08	04	13	3	252	36	288
	08	05	13	5	325	9	334
	08	09	15	5	120	1	121
Total Votes					1,589	73	1,662
<b>Grand Total</b>					<b>1,589</b>	<b>73</b>	<b>1,662</b>

**RI GENERAL ELECTION  
November 7, 2000**

**REPRESENTATIVE DISTRICT 15**

**Peter A. RUGGIERI – REP.**

<b>Community</b>	<b>Senate District</b>	<b>Vote District</b>	<b>Ward</b>	<b>Ward District</b>	<b>Precinct Votes</b>	<b>Mail Votes</b>	<b>Total Votes</b>
BURRILLVILLE	27	04			96	0	96
Total Votes					96	0	96
GLOCESTER	27	01			443	19	462
	27	02			475	19	494
	27	03			280	10	290
	29	04			182	3	185
	41	05			485	22	507
Total Votes					1,865	73	1,938
<b>Grand Total</b>					<b>1,961</b>	<b>73</b>	<b>2,034</b>

**REPRESENTATIVE DISTRICT 15**

**Mary Ann F. CARROLL – DEM.**

<b>Community</b>	<b>Senate District</b>	<b>Vote District</b>	<b>Ward</b>	<b>Ward District</b>	<b>Precinct Votes</b>	<b>Mail Votes</b>	<b>Total Votes</b>
BURRILLVILLE	27	04			151	3	154
Total Votes					151	3	154
GLOCESTER	27	01			377	10	387
	27	02			499	12	511
	27	03			378	21	399
	29	04			221	3	224
	41	05			546	13	559
Total Votes					2,021	59	2,080
<b>Grand Total</b>					<b>2,172</b>	<b>62</b>	<b>2,234</b>

**RI GENERAL ELECTION**  
**November 7, 2000**

**REPRESENTATIVE DISTRICT 16**

**Marjorie N. REKOWSKI – REP.**

<b>Community</b>	<b>Senate District</b>	<b>Vote District</b>	<b>Ward</b>	<b>Ward District</b>	<b>Precinct Votes</b>	<b>Mail Votes</b>	<b>Total Votes</b>
CHARLESTOWN	25	01			229	9	238
Total Votes					229	9	238
HOPKINTON	25	01			201	5	206
	25	02			382	13	395
	25	03			337	12	349
Total Votes					920	30	950
WESTERLY	25	05			96	1	97
Total Votes					96	1	97
<b>Grand Total</b>					<b>1,245</b>	<b>40</b>	<b>1,285</b>

**REPRESENTATIVE DISTRICT 16**

**Brian Patrick KENNEDY – DEM.**

<b>Community</b>	<b>Senate District</b>	<b>Vote District</b>	<b>Ward</b>	<b>Ward District</b>	<b>Precinct Votes</b>	<b>Mail Votes</b>	<b>Total Votes</b>
CHARLESTOWN	25	01			496	12	508
Total Votes					496	12	508
HOPKINTON	25	01			543	15	558
	25	02			681	18	699
	25	03			685	13	698
Total Votes					1,909	46	1,955
WESTERLY	25	05			291	7	298
Total Votes					291	7	298
<b>Grand Total</b>					<b>2,696</b>	<b>65</b>	<b>2,761</b>

**RI GENERAL ELECTION  
November 7, 2000**

**REPRESENTATIVE DISTRICT 17**

**Harry J. KAZIANIS – REP.**

Community	Senate District	Vote District	Ward	Ward District	Precinct Votes	Mail Votes	Total Votes
PROVIDENCE	08	06	8	5	6	0	6
	08	07	15	13	1	0	1
	08	08	8	1	10	0	10
	10	01	8	8	32	2	34
	10	03	8	9	106	0	106
	10	04	8	10	10	1	11
	10	05	8	7	6	0	6
Total Votes					171	3	174
<b>Grand Total</b>					<b>171</b>	<b>3</b>	<b>174</b>

**REPRESENTATIVE DISTRICT 17**

**Thomas C. SLATER – DEM.**

Community	Senate District	Vote District	Ward	Ward District	Precinct Votes	Mail Votes	Total Votes
PROVIDENCE	08	06	8	5	51	0	51
	08	07	15	13	17	0	17
	08	08	8	1	73	0	73
	10	01	8	8	463	10	473
	10	03	8	9	737	13	750
	10	04	8	10	149	1	150
	10	05	8	7	162	2	164
Total Votes					1,652	26	1,678
<b>Grand Total</b>					<b>1,652</b>	<b>26</b>	<b>1,678</b>

**RI GENERAL ELECTION**  
**November 7, 2000**

**REPRESENTATIVE DISTRICT 18**

**Ian O'HARA – REP.**

<b>Community</b>	<b>Senate District</b>	<b>Vote District</b>	<b>Ward</b>	<b>Ward District</b>	<b>Precinct Votes</b>	<b>Mail Votes</b>	<b>Total Votes</b>
PROVIDENCE	09	03	9	4	36	0	36
	10	01	11	8	11	0	11
	10	02	9	2	173	13	186
	10	04	8	11	73	1	74
	10	06	9	1	44	2	46
<b>Total Votes</b>					<b>337</b>	<b>16</b>	<b>353</b>
<b>Grand Total</b>					<b>337</b>	<b>16</b>	<b>353</b>

**REPRESENTATIVE DISTRICT 18**

**Leon F. TEJADA – DEM.**

<b>Community</b>	<b>Senate District</b>	<b>Vote District</b>	<b>Ward</b>	<b>Ward District</b>	<b>Precinct Votes</b>	<b>Mail Votes</b>	<b>Total Votes</b>
PROVIDENCE	09	03	9	4	86	1	87
	10	01	11	8	87	0	87
	10	02	9	2	904	26	930
	10	04	8	11	116	0	116
	10	06	9	1	252	1	253
<b>Total Votes</b>					<b>1,445</b>	<b>28</b>	<b>1,473</b>
<b>Grand Total</b>					<b>1,445</b>	<b>28</b>	<b>1,473</b>

**RI GENERAL ELECTION  
November 7, 2000**

**REPRESENTATIVE DISTRICT 19**

**Aisha W. ABDULLAH-ODIASE – DEM.**

Community	Senate District	Vote District	Ward	Ward District	Precinct Votes	Mail Votes	Total Votes
PROVIDENCE	08	01	11	4	68	0	68
	09	02	11	6	374	9	383
	09	03	10	1	360	6	366
	09	04	11	5	45	0	45
	10	05	11	7	103	5	108
Total Votes					950	20	970
<b>Grand Total</b>					<b>950</b>	<b>20</b>	<b>970</b>

**REPRESENTATIVE DISTRICT 19**

**Paul J. DEGAITAS – IND.**

Community	Senate District	Vote District	Ward	Ward District	Precinct Votes	Mail Votes	Total Votes
PROVIDENCE	08	01	11	4	11	0	11
	09	02	11	6	174	8	182
	09	03	10	1	188	3	191
	09	04	11	5	22	1	23
	10	05	11	7	106	2	108
Total Votes					501	14	515
<b>Grand Total</b>					<b>501</b>	<b>14</b>	<b>515</b>

**REPRESENTATIVE DISTRICT 20**

**Joseph S. ALMEIDA – DEM.**

Community	Senate District	Vote District	Ward	Ward District	Precinct Votes	Mail Votes	Total Votes
PROVIDENCE	09	01	10	2	313	2	315
	09	02	10	3	371	2	373
	09	03	10	4	437	3	440
	09	04	9	3	441	2	443
Total Votes					1,562	9	1,571
<b>Grand Total</b>					<b>1,562</b>	<b>9</b>	<b>1,571</b>

**RI GENERAL ELECTION**  
November 7, 2000

**REPRESENTATIVE DISTRICT 21**

**Michael S. PISATURO – DEM.**

Community	Senate District	Vote District	Ward	Ward District	Precinct Votes	Mail Votes	Total Votes
CRANSTON	07	02	3	1	229	5	234
	11	01	2	7	84	8	92
	11	03	3	2	333	10	343
	11	05	3	4	341	4	345
	11	06	3	6	466	3	469
	11	07	3	9	145	2	147
	12	04	3	3	346	8	354
<b>Total Votes</b>					<b>1,944</b>	<b>40</b>	<b>1,984</b>
<b>Grand Total</b>					<b>1,944</b>	<b>40</b>	<b>1,984</b>

**REPRESENTATIVE DISTRICT 21**

**Paul H. ARCHETTO – IND.**

Community	Senate District	Vote District	Ward	Ward District	Precinct Votes	Mail Votes	Total Votes
CRANSTON	07	02	3	1	219	4	223
	11	01	2	7	52	4	56
	11	03	3	2	133	9	142
	11	05	3	4	172	6	178
	11	06	3	6	358	7	365
	11	07	3	9	34	4	38
	12	04	3	3	305	9	314
<b>Total Votes</b>					<b>1,273</b>	<b>43</b>	<b>1,316</b>
<b>Grand Total</b>					<b>1,273</b>	<b>43</b>	<b>1,316</b>

**REPRESENTATIVE DISTRICT 22**

**Beatrice A. LANZI – DEM.**

Community	Senate District	Vote District	Ward	Ward District	Precinct Votes	Mail Votes	Total Votes
CRANSTON	12	01	3	5	33	0	33
	12	07	5	7	87	5	92
	13	02	3	7	347	9	356
	13	03	5	1	106	3	109
	13	04	5	3	691	23	714
	13	05	5	4	668	18	686
	13	06	5	5	886	26	912
<b>Total Votes</b>					<b>2,818</b>	<b>84</b>	<b>2,902</b>
<b>Grand Total</b>					<b>2,818</b>	<b>84</b>	<b>2,902</b>

**RI GENERAL ELECTION**  
November 7, 2000

**REPRESENTATIVE DISTRICT 23**

**Brock D. BIERMAN – REP.**

Community	Senate District	Vote District	Ward	Ward District	Precinct Votes	Mail Votes	Total Votes
CRANSTON	13	01	4	2	1,011	35	1,046
	13	03	4	5	592	19	611
	13	04	4	8	225	10	235
	13	05	4	9	379	6	385
	13	06	5	6	216	13	229
	13	07	5	8	126	9	135
	13	08	5	9	385	15	400
	14	02	4	3	623	40	663
<b>Total Votes</b>					<b>3,557</b>	<b>147</b>	<b>3,704</b>
<b>Grand Total</b>					<b>3,557</b>	<b>147</b>	<b>3,704</b>

**REPRESENTATIVE DISTRICT 24**

**Frank A. MONTANARO – DEM.**

Community	Senate District	Vote District	Ward	Ward District	Precinct Votes	Mail Votes	Total Votes
COVENTRY	21	01	2C		344	30	374
<b>Total Votes</b>					<b>344</b>	<b>30</b>	<b>374</b>
CRANSTON	13	01	4	1	875	28	903
	14	02	4	4	713	15	728
	14	03	4	7	444	14	458
	14	04	6	3	574	23	597
	14	05	6	4	607	30	637
<b>Total Votes</b>					<b>3,213</b>	<b>110</b>	<b>3,323</b>
<b>Grand Total</b>					<b>3,557</b>	<b>140</b>	<b>3,697</b>

**REPRESENTATIVE DISTRICT 25**

**Peter G. PALUMBO – DEM.**

Community	Senate District	Vote District	Ward	Ward District	Precinct Votes	Mail Votes	Total Votes
CRANSTON	12	01	6	5	789	32	821
	12	03	6	7	77	0	77
	14	04	6	8	378	54	432
<b>Total Votes</b>					<b>1,244</b>	<b>86</b>	<b>1,330</b>
WARWICK	15	01	2	5	134	0	134
	15	02	3	2	165	16	181
	15	04	8	1	165	5	170
	18	05	8	2	127	6	133
<b>Total Votes</b>					<b>591</b>	<b>27</b>	<b>618</b>
<b>Grand Total</b>					<b>1,835</b>	<b>113</b>	<b>1,948</b>



**RI GENERAL ELECTION**  
November 7, 2000

**REPRESENTATIVE DISTRICT 26**

**Robert B. JACQUARD – DEM.**

Community	Senate District	Vote District	Ward	Ward District	Precinct Votes	Mail Votes	Total Votes
CRANSTON	11	02	2	5	293	12	305
	12	01	2	4	863	29	892
	12	03	2	6	628	27	655
	12	05	5	2	571	10	581
	12	07	6	2	59	4	63
	14	04	4	6	69	7	76
	14	06	6	1	508	18	526
	14	08	6	9	366	16	382
<b>Total Votes</b>					<b>3,357</b>	<b>123</b>	<b>3,480</b>
<b>Grand Total</b>					<b>3,357</b>	<b>123</b>	<b>3,480</b>

**REPRESENTATIVE DISTRICT 27**

**John S. SIMONIAN – DEM.**

Community	Senate District	Vote District	Ward	Ward District	Precinct Votes	Mail Votes	Total Votes
CRANSTON	11	02	1	7	582	18	600
	11	05	2	3	757	27	784
	11	06	2	8	369	14	383
	12	01	1	6	586	19	605
	12	03	2	1	260	6	266
	12	04	2	2	644	23	667
<b>Total Votes</b>					<b>3,198</b>	<b>107</b>	<b>3,305</b>
<b>Grand Total</b>					<b>3,198</b>	<b>107</b>	<b>3,305</b>

**REPRESENTATIVE DISTRICT 28**

**Nancy HETHERINGTON – DEM.**

Community	Senate District	Vote District	Ward	Ward District	Precinct Votes	Mail Votes	Total Votes
CRANSTON	11	01	1	1	568	14	582
	11	02	1	2	609	29	638
	11	05	1	5	604	23	627
	12	03	1	3	365	16	381
	12	04	1	4	433	9	442
<b>Total Votes</b>					<b>2,579</b>	<b>91</b>	<b>2,670</b>
WARWICK	15	01	1	1	275	7	282
<b>Total Votes</b>					<b>275</b>	<b>7</b>	<b>282</b>
<b>Grand Total</b>					<b>2,854</b>	<b>98</b>	<b>2,952</b>

**RI GENERAL ELECTION  
November 7, 2000**

**REPRESENTATIVE DISTRICT 29**

**Paul J. CANNISTRA – REP.**

Community	Senate District	Vote District	Ward	Ward District	Precinct Votes	Mail Votes	Total Votes
WARWICK	15	01	1	2	256	4	260
	15	02	1	3	313	10	323
	15	04	2	6	28	0	28
	15	07	1	5	311	14	325
	16	03	1	4	296	15	311
	16	05	2	7	22	0	22
	16	06	4	5	133	5	138
Total Votes					1,359	48	1,407
<b>Grand Total</b>					<b>1,359</b>	<b>48</b>	<b>1,407</b>

**REPRESENTATIVE DISTRICT 29**

**Joseph McNAMARA – DEM.**

Community	Senate District	Vote District	Ward	Ward District	Precinct Votes	Mail Votes	Total Votes
WARWICK	15	01	1	2	583	10	593
	15	02	1	3	723	27	750
	15	04	2	6	89	2	91
	15	07	1	5	758	19	777
	16	03	1	4	662	19	681
	16	05	2	7	54	0	54
	16	06	4	5	367	8	375
Total Votes					3,236	85	3,321
<b>Grand Total</b>					<b>3,236</b>	<b>85</b>	<b>3,321</b>

**REPRESENTATIVE DISTRICT 30**

**Paul V. SHERLOCK – DEM.**

Community	Senate District	Vote District	Ward	Ward District	Precinct Votes	Mail Votes	Total Votes
WARWICK	15	01	2	1	609	14	623
	15	02	2	2	688	22	710
	15	03	2	3	516	13	529
	15	04	2	4	617	11	628
	15	05	3	1	674	6	680
Total Votes					3,104	66	3,170
<b>Grand Total</b>					<b>3,104</b>	<b>66</b>	<b>3,170</b>

**RI GENERAL ELECTION**  
November 7, 2000

**REPRESENTATIVE DISTRICT 31**

**Myrna GEORGE – DEM.**

Community	Senate District	Vote District	Ward	Ward District	Precinct Votes	Mail Votes	Total Votes
COVENTRY	20	02	5C		465	33	498
	21	01	5D		617	26	643
Total Votes					1,082	59	1,141
EAST GREENWICH	22	06			606	28	634
	22	07			393	23	416
Total Votes					999	51	1,050
EXETER	22	03			980	37	1,017
Total Votes					980	37	1,017
WEST GREENWICH	41	02			469	14	483
					469	14	483
Grand Total					3,530	161	3,691

**REPRESENTATIVE DISTRICT 32**

**Philip J. DePAOLO – REP.**

Community	Senate District	Vote District	Ward	Ward District	Precinct Votes	Mail Votes	Total Votes
WARWICK	16	01	3	3	232	5	237
	16	02	4	1	225	3	228
	16	03	4	2	248	5	253
	16	04	4	3	140	1	141
	16	05	4	4	259	8	267
	16	06	5	6	34	0	34
Total Votes					1,138	22	1,160
Grand Total					1,138	22	1,160

**REPRESENTATIVE DISTRICT 32**

**Eileen Slattery NAUGHTON – DEM.**

Community	Senate District	Vote District	Ward	Ward District	Precinct Votes	Mail Votes	Total Votes
WARWICK	16	01	3	3	592	20	612
	16	02	4	1	674	12	686
	16	03	4	2	581	30	611
	16	04	4	3	388	9	397
	16	05	4	4	671	21	692
	16	06	5	6	106	1	107
Total Votes					3,012	93	3,105
Grand Total					3,012	93	3,105

**RI GENERAL ELECTION  
November 7, 2000**

**REPRESENTATIVE DISTRICT 33**

**Peter T. GINAITT – DEM.**

Community	Senate District	Vote District	Ward	Ward District	Precinct Votes	Mail Votes	Total Votes
WARWICK	16	01	4	6	47	1	48
	16	02	5	1	705	26	731
	17	03	5	2	540	12	552
	17	04	5	3	681	12	693
	17	05	5	4	881	31	912
	17	06	6	6	224	3	227
<b>Total Votes</b>					<b>3,078</b>	<b>85</b>	<b>3,163</b>
<b>Grand Total</b>					<b>3,078</b>	<b>85</b>	<b>3,163</b>

**REPRESENTATIVE DISTRICT 34**

**Robert E. FLAHERTY – DEM.**

Community	Senate District	Vote District	Ward	Ward District	Precinct Votes	Mail Votes	Total Votes
WARWICK	16	01	3	4	353	16	369
	17	02	6	1	616	6	622
	17	03	6	2	565	16	581
	17	04	6	3	629	14	643
	17	05	6	5	730	27	757
	17	06	5	5	211	9	220
<b>Total Votes</b>					<b>3,104</b>	<b>88</b>	<b>3,192</b>
<b>Grand Total</b>					<b>3,104</b>	<b>88</b>	<b>3,192</b>

**REPRESENTATIVE DISTRICT 35**

**Denise C. AIKEN – DEM.**

Community	Senate District	Vote District	Ward	Ward District	Precinct Votes	Mail Votes	Total Votes
WARWICK	16	01	3	5	447	13	460
	16	02	3	6	295	6	301
	17	03	6	4	216	3	219
	17	06	7	4	858	25	883
	18	04	7	2	956	34	990
	18	05	7	3	277	5	282
	18	07	8	8	4	0	4
	<b>Total Votes</b>					<b>3,053</b>	<b>86</b>
<b>Grand Total</b>					<b>3,053</b>	<b>86</b>	<b>3,139</b>

**RI GENERAL ELECTION**  
**November 7, 2000**

**REPRESENTATIVE DISTRICT 36**

**Joseph A. TRILLO – REP.**

<b>Community</b>	<b>Senate District</b>	<b>Vote District</b>	<b>Ward</b>	<b>Ward District</b>	<b>Precinct Votes</b>	<b>Mail Votes</b>	<b>Total Votes</b>
WARWICK	18	01	9	1	478	12	490
	18	02	9	2	741	41	782
	18	03	9	3	275	9	284
	18	04	9	4	509	27	536
	18	05	9	6	294	7	301
	22	06	9	7	322	10	332
<b>Total Votes</b>					<b>2,619</b>	<b>106</b>	<b>2,725</b>
<b>Grand Total</b>					<b>2,619</b>	<b>106</b>	<b>2,725</b>

**REPRESENTATIVE DISTRICT 36**

**Russell BRAMLEY – DEM.**

<b>Community</b>	<b>Senate District</b>	<b>Vote District</b>	<b>Ward</b>	<b>Ward District</b>	<b>Precinct Votes</b>	<b>Mail Votes</b>	<b>Total Votes</b>
WARWICK	18	01	9	1	416	12	428
	18	02	9	2	586	41	627
	18	03	9	3	451	11	462
	18	04	9	4	425	37	462
	18	05	9	6	240	4	244
	22	06	9	7	291	17	308
<b>Total Votes</b>					<b>2,409</b>	<b>122</b>	<b>2,531</b>
<b>Grand Total</b>					<b>2,409</b>	<b>122</b>	<b>2,531</b>

**RI GENERAL ELECTION**  
November 7, 2000

**REPRESENTATIVE DISTRICT 37**

**Alfred H. LIDDLE, III – REP.**

Community	Senate District	Vote District	Ward	Ward District	Precinct Votes	Mail Votes	Total Votes
WARWICK	14	02	8	3	94	2	96
	14	04	8	5	253	8	261
	14	05	8	6	186	15	201
	18	01	7	1	304	5	309
	18	03	8	4	396	21	417
	18	06	8	7	42	0	42
	18	07	8	9	278	11	289
Total Votes					1,553	62	1,615
<b>Grand Total</b>					<b>1,553</b>	<b>62</b>	<b>1,615</b>

**REPRESENTATIVE DISTRICT 37**

**H. Norman KNICKLE – DEM.**

Community	Senate District	Vote District	Ward	Ward District	Precinct Votes	Mail Votes	Total Votes
WARWICK	14	02	8	3	102	1	103
	14	04	8	5	392	14	406
	14	05	8	6	378	21	399
	18	01	7	1	658	20	678
	18	03	8	4	605	39	644
	18	06	8	7	60	1	61
	18	07	8	9	416	24	440
Total Votes					2,611	120	2,731
<b>Grand Total</b>					<b>2,611</b>	<b>120</b>	<b>2,731</b>

**REPRESENTATIVE DISTRICT 38**

**Timothy A. WILLIAMSON – DEM.**

Community	Senate District	Vote District	Ward	Ward District	Precinct Votes	Mail Votes	Total Votes
WEST WARWICK	19	01	2		656	21	677
	19	04	3		141	2	143
	19	06	4		371	12	383
	20	02	2		103	4	107
	20	03	3		451	12	463
	20	05	3		331	11	342
Total Votes					2,053	62	2,115
<b>Grand Total</b>					<b>2,053</b>	<b>62</b>	<b>2,115</b>

**RI GENERAL ELECTION**  
November 7, 2000

**REPRESENTATIVE DISTRICT 39**

**William J. MURPHY – DEM.**

Community	Senate District	Vote District	Ward	Ward District	Precinct Votes	Mail Votes	Total Votes
COVENTRY	21	01	3A		228	6	234
Total Votes					228	6	234
WEST WARWICK	14	01	1		586	31	617
	19	02	1		655	29	684
	19	03	1		571	28	599
	19	04	2		482	18	500
	19	05	3		204	8	212
Total Votes					2,498	114	2,612
<b>Grand Total</b>					<b>2,726</b>	<b>120</b>	<b>2,846</b>

**REPRESENTATIVE DISTRICT 40**

**Richard E. FLEURY – REP.**

Community	Senate District	Vote District	Ward	Ward District	Precinct Votes	Mail Votes	Total Votes
WEST WARWICK	19	01	4		315	15	330
	19	02	4		255	11	266
	19	04	5		383	19	402
	19	05	5		398	18	416
	20	03	4		173	7	180
	20	06	5		669	24	693
Total Votes					2,193	94	2,287
<b>Grand Total</b>					<b>2,193</b>	<b>94</b>	<b>2,287</b>

**REPRESENTATIVE DISTRICT 40**

**Robert E. RAINVILLE – DEM.**

Community	Senate District	Vote District	Ward	Ward District	Precinct Votes	Mail Votes	Total Votes
WEST WARWICK	19	01	4		323	14	337
	19	02	4		263	9	272
	19	04	5		387	12	399
	19	05	5		338	12	350
	20	03	4		103	1	104
	20	06	5		435	14	449
Total Votes					1,849	62	1,911
<b>Grand Total</b>					<b>1,849</b>	<b>62</b>	<b>1,911</b>

**RI GENERAL ELECTION**  
November 7, 2000

**REPRESENTATIVE DISTRICT 41**

**Richard K. DUCKWORTH, JR. – REP.**

Community	Senate District	Vote District	Ward	Ward District	Precinct Votes	Mail Votes	Total Votes
COVENTRY	20	04	3C		144	3	147
	21	01	2D		218	5	223
	21	02	2B		103	2	105
	21	03	3B		111	6	117
	21	05	3D		195	7	202
	21	06	2A		166	3	169
Total Votes					937	26	963
<b>Grand Total</b>					<b>937</b>	<b>26</b>	<b>963</b>

**REPRESENTATIVE DISTRICT 41**

**Edward S. INMAN, III – DEM.**

Community	Senate District	Vote District	Ward	Ward District	Precinct Votes	Mail Votes	Total Votes
COVENTRY	20	04	3C		661	9	670
	21	01	2D		762	22	784
	21	02	2B		435	5	440
	21	03	3B		410	13	423
	21	05	3D		632	16	648
	21	06	2A		613	16	629
Total Votes					3,513	81	3,594
<b>Grand Total</b>					<b>3,513</b>	<b>81</b>	<b>3,594</b>

**REPRESENTATIVE DISTRICT 42**

**Stephen J. ANDERSON – DEM.**

Community	Senate District	Vote District	Ward	Ward District	Precinct Votes	Mail Votes	Total Votes
COVENTRY	20	02	4C		660	34	694
	20	03	5A		477	7	484
	20	04	5B		419	19	438
	20	05	4B		485	9	494
	20	06	4D		641	14	655
	21	01	4A		232	2	234
Total Votes					2,914	85	2,999
<b>Grand Total</b>					<b>2,914</b>	<b>85</b>	<b>2,999</b>



**RI GENERAL ELECTION**  
November 7, 2000

**REPRESENTATIVE DISTRICT 43**

**Robert A. WATSON – REP.**

Community	Senate District	Vote District	Ward	Ward District	Precinct Votes	Mail Votes	Total Votes
EAST GREENWICH	22	01			529	26	555
	22	02			622	24	646
	22	03			571	32	603
	22	04			630	39	669
	22	05			512	21	533
Total Votes				2,864	142	3,006	
WARWICK	18	01	9	5	239	10	249
Total Votes					239	10	249
<b>Grand Total</b>					<b>3,103</b>	<b>152</b>	<b>3,255</b>

**REPRESENTATIVE DISTRICT 43**

**Timothy L. MILLER – IND.**

Community	Senate District	Vote District	Ward	Ward District	Precinct Votes	Mail Votes	Total Votes
EAST GREENWICH	22	01			193	7	200
	22	02			151	9	160
	22	03			203	3	206
	22	04			114	5	119
	22	05			115	9	124
Total Votes				776	33	809	
WARWICK	18	01	9	5	66	2	68
Total Votes					66	2	68
<b>Grand Total</b>					<b>842</b>	<b>35</b>	<b>877</b>

**REPRESENTATIVE DISTRICT 44**

**Suzanne M. HENSELER – DEM.**

Community	Senate District	Vote District	Ward	Ward District	Precinct Votes	Mail Votes	Total Votes
N. KINGSTOWN	23	01			835	38	873
	23	02			842	51	893
	23	03			711	14	725
	23	04			763	31	794
Total Votes				3,151	134	3,285	
<b>Grand Total</b>				<b>3,151</b>	<b>134</b>	<b>3,285</b>	

**RI GENERAL ELECTION  
November 7, 2000**

**REPRESENTATIVE DISTRICT 45**

**Melvoid J. BENSON – DEM.**

<b>Community</b>	<b>Senate District</b>	<b>Vote District</b>	<b>Ward</b>	<b>Ward District</b>	<b>Precinct Votes</b>	<b>Mail Votes</b>	<b>Total Votes</b>
N. KINGSTOWN	22	08			590	39	629
	23	06			596	31	627
	23	09			719	62	781
	23	10			570	26	596
	23	11			765	43	808
<b>Total Votes</b>					<b>3,240</b>	<b>201</b>	<b>3,441</b>
<b>Grand Total</b>					<b>3,240</b>	<b>201</b>	<b>3,441</b>

**REPRESENTATIVE DISTRICT 45**

**Gregg R. STEVENS – IND.**

<b>Community</b>	<b>Senate District</b>	<b>Vote District</b>	<b>Ward</b>	<b>Ward District</b>	<b>Precinct Votes</b>	<b>Mail Votes</b>	<b>Total Votes</b>
N. KINGSTOWN	22	08			243	14	257
	23	06			186	13	199
	23	09			187	12	199
	23	10			143	3	146
	23	11			192	11	203
<b>Total Votes</b>					<b>951</b>	<b>53</b>	<b>1,004</b>
<b>Grand Total</b>					<b>951</b>	<b>53</b>	<b>1,004</b>

**RI GENERAL ELECTION  
November 7, 2000**

**REPRESENTATIVE DISTRICT 46**

**Ruth A. ZACCARIA – REP.**

Community	Senate District	Vote District	Ward	Ward District	Precinct Votes	Mail Votes	Total Votes
EXETER	22	01			32	0	32
Total Votes					32	0	32
N. KINGSTOWN	22	07			486	22	508
	23	05			579	29	608
Total Votes					1,065	51	1,116
S. KINGSTOWN	06	09			126	3	129
Total Votes					126	3	129
<b>Grand Total</b>					<b>1,223</b>	<b>54</b>	<b>1,277</b>

**REPRESENTATIVE DISTRICT 46**

**Kenneth CARTER – DEM.**

Community	Senate District	Vote District	Ward	Ward District	Precinct Votes	Mail Votes	Total Votes
EXETER	22	01			78	6	84
Total Votes					78	6	84
N. KINGSTOWN	22	07			726	46	772
	23	05			966	50	1,016
Total Votes					1,692	96	1,788
S. KINGSTOWN	06	09			255	7	262
Total Votes					255	7	262
<b>Grand Total</b>					<b>2,025</b>	<b>109</b>	<b>2,134</b>

**REPRESENTATIVE DISTRICT 47**

**David A. CAPRIO – DEM.**

Community	Senate District	Vote District	Ward	Ward District	Precinct Votes	Mail Votes	Total Votes
NARRAGANSETT	24	01			657	52	709
	24	02			610	35	645
	24	03			872	69	941
	24	04			621	51	672
Total Votes					2,760	207	2,967
S. KINGSTOWN	24	02			522	33	555
Total Votes					522	33	555
<b>Grand Total</b>					<b>3,282</b>	<b>240</b>	<b>3,522</b>

**RI GENERAL ELECTION  
November 7, 2000**

**REPRESENTATIVE DISTRICT 48**

**Donald J. LALLY, JR. – DEM.**

Community	Senate District	Vote District	Ward	Ward District	Precinct Votes	Mail Votes	Total Votes
NARRAGANSETT	24	05			599	21	620
	24	06			737	37	774
	24	07			306	6	312
	24	08			524	27	551
Total Votes				2,166	91	2,257	
S. KINGSTOWN	24	04			638	31	669
	24	11			271	9	280
Total Votes				909	40	949	
<b>Grand Total</b>					<b>3,075</b>	<b>131</b>	<b>3,206</b>

**REPRESENTATIVE DISTRICT 48**

**Jeffrey C. JOHNSON – IND.**

Community	Senate District	Vote District	Ward	Ward District	Precinct Votes	Mail Votes	Total Votes
NARRAGANSETT	24	05			181	9	190
	24	06			213	13	226
	24	07			101	2	103
	24	08			236	7	243
Total Votes				731	31	762	
S. KINGSTOWN	24	04			403	18	421
	24	11			174	9	183
Total Votes				577	27	604	
<b>Grand Total</b>					<b>1,308</b>	<b>58</b>	<b>1,366</b>

**RI GENERAL ELECTION  
November 7, 2000**

**REPRESENTATIVE DISTRICT 49**

**Robert B. VOTAVA – REP.**

Community	Senate District	Vote District	Ward	Ward District	Precinct Votes	Mail Votes	Total Votes
S. KINGSTOWN	06	01			408	27	435
	06	03			475	31	506
	06	06			182	13	195
	06	07			241	15	256
	24	10			127	4	131
Total Votes				1,433	90	1,523	
<b>Grand Total</b>				<b>1,433</b>	<b>90</b>	<b>1,523</b>	

**REPRESENTATIVE DISTRICT 49**

**John Patrick SHANLEY, JR. – DEM.**

Community	Senate District	Vote District	Ward	Ward District	Precinct Votes	Mail Votes	Total Votes
S. KINGSTOWN	06	01			947	39	986
	06	03			898	47	945
	06	06			584	33	617
	06	07			453	20	473
	24	10			276	13	289
Total Votes				3,158	152	3,310	
<b>Grand Total</b>				<b>3,158</b>	<b>152</b>	<b>3,310</b>	

**REPRESENTATIVE DISTRICT 50**

**Raymond R. LUEDER – REP.**

Community	Senate District	Vote District	Ward	Ward District	Precinct Votes	Mail Votes	Total Votes
WESTERLY	26	01			162	3	165
	26	02			162	5	167
	26	03			106	10	116
	26	04			245	5	250
	26	05			281	19	300
Total Votes				956	42	998	
<b>Grand Total</b>				<b>956</b>	<b>42</b>	<b>998</b>	

**REPRESENTATIVE DISTRICT 50**

**John J. THOMPSON – DEM.**

Community	Senate District	Vote District	Ward	Ward District	Precinct Votes	Mail Votes	Total Votes
WESTERLY	26	01			471	25	496
	26	02			515	18	533
	26	03			311	21	332
	26	04			494	20	514
	26	05			694	38	732
Total Votes				2,485	122	2,607	
<b>Grand Total</b>				<b>2,485</b>	<b>122</b>	<b>2,607</b>	

**RI GENERAL ELECTION  
November 7, 2000**

**REPRESENTATIVE DISTRICT 51**

**Peter L. LEWISS – DEM.**

<b>Community</b>	<b>Senate District</b>	<b>Vote District</b>	<b>Ward</b>	<b>Ward District</b>	<b>Precinct Votes</b>	<b>Mail Votes</b>	<b>Total Votes</b>
WESTERLY	26	01			563	40	603
	26	02			680	34	714
	26	03			673	40	713
	26	04			570	40	610
	26	05			471	36	507
	26	06			618	31	649
<b>Total Votes</b>					<b>3,575</b>	<b>221</b>	<b>3,796</b>
<b>Grand Total</b>					<b>3,575</b>	<b>221</b>	<b>3,796</b>

**RI GENERAL ELECTION**  
November 7, 2000

**REPRESENTATIVE DISTRICT 52**

**Joseph H. SCOTT – REP.**

Community	Senate District	Vote District	Ward	Ward District	Precinct Votes	Mail Votes	Total Votes
EXETER	22	04			320	14	334
	41	02			217	7	224
Total Votes					537	21	558
RICHMOND	25	01			633	15	648
	25	02			369	11	380
	25	03			491	10	501
Total Votes				1,493	36	1,529	
WEST GREENWICH	41	01			430	7	437
	41	03			350	7	357
Total Votes				780	14	794	
<b>Grand Total</b>					<b>2,810</b>	<b>71</b>	<b>2,881</b>

**REPRESENTATIVE DISTRICT 52**

**Kenneth L. FERNSTROM – DEM.**

Community	Senate District	Vote District	Ward	Ward District	Precinct Votes	Mail Votes	Total Votes
EXETER	22	04			206	14	220
	41	02			139	4	143
Total Votes					345	18	363
RICHMOND	25	01			380	7	387
	25	02			234	8	242
	25	03			329	7	336
Total Votes				943	22	965	
WEST GREENWICH	41	01			310	7	317
	41	03			185	11	196
Total Votes				495	18	513	
<b>Grand Total</b>					<b>1,783</b>	<b>58</b>	<b>1,841</b>

**REPRESENTATIVE DISTRICT 52**

**John M. CARLEVALE – IND.**

Community	Senate District	Vote District	Ward	Ward District	Precinct Votes	Mail Votes	Total Votes
EXETER	22	04			37	3	40
	41	02			33	2	35
Total Votes					70	5	75
RICHMOND	25	01			69	3	72
	25	02			44	3	47
	25	03			58	-	58
Total Votes				171	6	177	
WEST GREENWICH	41	01			69	1	70
	41	03			62	3	65
Total Votes				131	4	135	
<b>Grand Total</b>					<b>372</b>	<b>15</b>	<b>387</b>

**RI GENERAL ELECTION**  
November 7, 2000

**REPRESENTATIVE DISTRICT 53**

**Nicholas GORHAM – REP.**

Community	Senate District	Vote District	Ward	Ward District	Precinct Votes	Mail Votes	Total Votes
COVENTRY	21	02	1B		571	20	591
	21	03	1C		643	22	665
	41	01	1A		502	15	517
Total Votes					1,716	57	1,773
FOSTER	41	01			603	18	621
	41	02			514	24	538
Total Votes					1,117	42	1,159
<b>Grand Total</b>					<b>2,833</b>	<b>99</b>	<b>2,932</b>

**REPRESENTATIVE DISTRICT 53**

**Earl BAGLEY, III – DEM.**

Community	Senate District	Vote District	Ward	Ward District	Precinct Votes	Mail Votes	Total Votes
COVENTRY	21	02	1B		416	13	429
	21	03	1C		379	7	386
	41	01	1A		254	5	259
Total Votes					1,049	25	1,074
FOSTER	41	01			421	12	433
	41	02			363	18	381
Total Votes					784	30	814
<b>Grand Total</b>					<b>1,833</b>	<b>55</b>	<b>1,888</b>

**REPRESENTATIVE DISTRICT 54**

**Carol A. MUMFORD – REP.**

Community	Senate District	Vote District	Ward	Ward District	Precinct Votes	Mail Votes	Total Votes
SCITUATE	21	02			481	18	499
	21	05			567	15	582
	41	01			652	36	688
	41	03			748	39	787
	41	04			709	32	741
Total Votes					3,157	140	3,297
<b>Grand Total</b>					<b>3,157</b>	<b>140</b>	<b>3,297</b>

**REPRESENTATIVE DISTRICT 54**

**Carol A. COSTA – DEM.**

Community	Senate District	Vote District	Ward	Ward District	Precinct Votes	Mail Votes	Total Votes
SCITUATE	21	02			273	6	279
	21	05			277	8	285
	41	01			278	10	288
	41	03			248	3	251
	41	04			332	12	344
Total Votes					1,408	39	1,447
<b>Grand Total</b>					<b>1,408</b>	<b>39</b>	<b>1,447</b>



**RI GENERAL ELECTION  
November 7, 2000**

**REPRESENTATIVE DISTRICT 55**

**Mary CERRA – DEM.**

Community	Senate District	Vote District	Ward	Ward District	Precinct Votes	Mail Votes	Total Votes
JOHNSTON	05	2D	2		66	2	68
	05	3D	3		122	5	127
	28	1A	1		756	64	820
	28	1B	1		948	49	997
	28	2A	2		598	29	627
	28	2B	2		738	47	785
<b>Total Votes</b>					<b>3,228</b>	<b>196</b>	<b>3,424</b>
<b>Grand Total</b>					<b>3,228</b>	<b>196</b>	<b>3,424</b>

**REPRESENTATIVE DISTRICT 56**

**Joseph J. VOCCOLA – DEM.**

Community	Senate District	Vote District	Ward	Ward District	Precinct Votes	Mail Votes	Total Votes
JOHNSTON	05	3A	3		515	13	528
	05	3C	3		943	21	964
	05	4D	4		114	4	118
	28	4B	4		959	14	973
	28	4C	4		331	23	354
	28	5A	5		628	19	647
<b>Total Votes</b>					<b>3,490</b>	<b>94</b>	<b>3,584</b>
<b>Grand Total</b>					<b>3,490</b>	<b>94</b>	<b>3,584</b>

**REPRESENTATIVE DISTRICT 57**

**Philip G. HIRONS, JR. – REP.**

Community	Senate District	Vote District	Ward	Ward District	Precinct Votes	Mail Votes	Total Votes
SMITHFIELD	29	01			306	18	324
	29	02			274	6	280
	29	03			304	9	313
	29	04			437	29	466
	29	07			143	10	153
<b>Total Votes</b>					<b>1,464</b>	<b>72</b>	<b>1,536</b>
<b>Grand Total</b>					<b>1,464</b>	<b>72</b>	<b>1,536</b>

**REPRESENTATIVE DISTRICT 57**

**Gary M. HOGAN – DEM.**

Community	Senate District	Vote District	Ward	Ward District	Precinct Votes	Mail Votes	Total Votes
SMITHFIELD	29	01			687	25	712
	29	02			585	18	603
	29	03			643	19	662
	29	04			1,006	47	1,053
	29	07			234	3	237
<b>Total Votes</b>					<b>3,155</b>	<b>112</b>	<b>3,267</b>
<b>Grand Total</b>					<b>3,155</b>	<b>112</b>	<b>3,267</b>

**RI GENERAL ELECTION**  
**November 7, 2000**

**REPRESENTATIVE DISTRICT 58**

**Rene R. MENARD – DEM.**

Community	Senate District	Vote District	Ward	Ward District	Precinct Votes	Mail Votes	Total Votes
CUMBERLAND	32	15	5		262	9	271
	32	16	5		813	19	832
	34	14	5		925	59	984
Total Votes					2,000	87	2,087
LINCOLN	34	01	5		1,002	43	1,045
	34	03	4		960	37	997
Total Votes					1,962	80	2,042
<b>Grand Total</b>					<b>3,962</b>	<b>167</b>	<b>4,129</b>

**REPRESENTATIVE DISTRICT 59**

**Danielle D. FOSTER – REP.**

Community	Senate District	Vote District	Ward	Ward District	Precinct Votes	Mail Votes	Total Votes
LINCOLN	34	04	1		330	8	338
	34	05	1		257	14	271
	34	06	2		380	13	393
	34	07	2		212	3	215
	34	08	4		312	12	324
	34	09	3		423	13	436
Total Votes					1,914	63	1,977
<b>Grand Total</b>					<b>1,914</b>	<b>63</b>	<b>1,977</b>

**REPRESENTATIVE DISTRICT 59**

**John Douglas BARR, III – DEM.**

Community	Senate District	Vote District	Ward	Ward District	Precinct Votes	Mail Votes	Total Votes
LINCOLN	34	04	1		535	15	550
	34	05	1		401	6	407
	34	06	2		656	18	674
	34	07	2		471	18	489
	34	08	4		620	19	639
	34	09	3		638	14	652
Total Votes					3,321	90	3,411
<b>Grand Total</b>					<b>3,321</b>	<b>90</b>	<b>3,411</b>

**REPRESENTATIVE DISTRICT 59**

**Robert K. LEAHY, JR. – IND.**

Community	Senate District	Vote District	Ward	Ward District	Precinct Votes	Mail Votes	Total Votes
LINCOLN	34	04	1		39	1	40
	34	05	1		43	2	45
	34	06	2		53	1	54
	34	07	2		33	3	36
	34	08	4		44	3	47
	34	09	3		41	1	42
Total Votes					253	11	264
<b>Grand Total</b>					<b>253</b>	<b>11</b>	<b>264</b>

**RI GENERAL ELECTION**  
November 7, 2000

**REPRESENTATIVE DISTRICT 60**

**Scott P. RABIDEAU – REP.**

Community	Senate District	Vote District	Ward	Ward District	Precinct Votes	Mail Votes	Total Votes
BURRILLVILLE	27	01			488	30	518
	27	02			626	30	656
	27	05			620	38	658
Total Votes				1,734	98	1,832	
<b>Grand Total</b>				<b>1,734</b>	<b>98</b>	<b>1,832</b>	

**REPRESENTATIVE DISTRICT 60**

**Kevin J. MITCHELL – DEM.**

Community	Senate District	Vote District	Ward	Ward District	Precinct Votes	Mail Votes	Total Votes
BURRILLVILLE	27	01			445	42	487
	27	02			452	16	468
	27	05			375	25	400
Total Votes				1,272	83	1,355	
<b>Grand Total</b>				<b>1,272</b>	<b>83</b>	<b>1,355</b>	

**REPRESENTATIVE DISTRICT 61**

**Robert B. LOWE – DEM.**

Community	Senate District	Vote District	Ward	Ward District	Precinct Votes	Mail Votes	Total Votes
BURRILLVILLE	27	03			507	14	521
	27	04			625	14	639
	30	3A			406	10	416
Total Votes				1,538	38	1,576	
N. SMITHFIELD	30	01			833	27	860
	30	05			768	21	789
Total Votes				1,601	48	1,649	
<b>Grand Total</b>				<b>3,139</b>	<b>86</b>	<b>3,225</b>	

**REPRESENTATIVE DISTRICT 62**

**Barbara C. BURLINGAME – DEM.**

Community	Senate District	Vote District	Ward	Ward District	Precinct Votes	Mail Votes	Total Votes
N. SMITHFIELD	30	02			687	70	757
	30	03			474	15	489
Total Votes				1,161	85	1,246	
WOONSOCKET	31	01			358	16	374
	31	02			378	6	384
	31	03			458	5	463
Total Votes				1,194	27	1,221	
<b>Grand Total</b>				<b>2,355</b>	<b>112</b>	<b>2,467</b>	

**RI GENERAL ELECTION**  
November 7, 2000

**REPRESENTATIVE DISTRICT 63**

**Gerard M. MARTINEAU – DEM.**

Community	Senate District	Vote District	Ward	Ward District	Precinct Votes	Mail Votes	Total Votes
WOONSOCKET	30	05			131	2	133
	31	01			327	8	335
	31	02			311	4	315
	31	03			501	5	506
	31	04			435	21	456
Total Votes				1,705	40	1,745	
<b>Grand Total</b>				<b>1,705</b>	<b>40</b>	<b>1,745</b>	

**REPRESENTATIVE DISTRICT 63**

**Michael E. MONIZ – IND.**

Community	Senate District	Vote District	Ward	Ward District	Precinct Votes	Mail Votes	Total Votes
WOONSOCKET	30	05			28	0	28
	31	01			31	0	31
	31	02			91	0	91
	31	03			125	3	128
	31	04			107	3	110
Total Votes				382	6	388	
<b>Grand Total</b>				<b>382</b>	<b>6</b>	<b>388</b>	

**REPRESENTATIVE DISTRICT 64**

**Todd R. BRIEN – DEM.**

Community	Senate District	Vote District	Ward	Ward District	Precinct Votes	Mail Votes	Total Votes
N. SMITHFIELD	30	04			839	21	860
Total Votes					839	21	860
WOONSOCKET	30	01			663	42	705
	30	02			667	18	685
	30	03			469	13	482
Total Votes				1,799	73	1,872	
<b>Grand Total</b>				<b>2,638</b>	<b>94</b>	<b>2,732</b>	

**RI GENERAL ELECTION**  
November 7, 2000

**REPRESENTATIVE DISTRICT 65**

**Ronald C. MUNSCHY – DEM.**

Community	Senate District	Vote District	Ward	Ward District	Precinct Votes	Mail Votes	Total Votes
WOONSOCKET	31	04			107	2	109
	32	01			378	14	392
	32	02			496	9	505
	32	03			411	3	414
<b>Total Votes</b>				<b>1,392</b>	<b>28</b>	<b>1,420</b>	
<b>Grand Total</b>				<b>1,392</b>	<b>28</b>	<b>1,420</b>	

**REPRESENTATIVE DISTRICT 65**

**Lucien N. PRATT – IND.**

Community	Senate District	Vote District	Ward	Ward District	Precinct Votes	Mail Votes	Total Votes
WOONSOCKET	31	04			52	1	53
	32	01			187	8	195
	32	02			227	7	234
	32	03			188	0	188
<b>Total Votes</b>				<b>654</b>	<b>16</b>	<b>670</b>	
<b>Grand Total</b>				<b>654</b>	<b>16</b>	<b>670</b>	

**REPRESENTATIVE DISTRICT 66**

**Roger A. PICARD – DEM.**

Community	Senate District	Vote District	Ward	Ward District	Precinct Votes	Mail Votes	Total Votes
WOONSOCKET	31	01			416	8	424
	32	02			519	28	547
	32	03			621	15	636
	32	04			729	8	737
<b>Total Votes</b>				<b>2,285</b>	<b>59</b>	<b>2,344</b>	
<b>Grand Total</b>				<b>2,285</b>	<b>59</b>	<b>2,344</b>	

**REPRESENTATIVE DISTRICT 67**

**Donald O. REILLY, JR. – DEM.**

Community	Senate District	Vote District	Ward	Ward District	Precinct Votes	Mail Votes	Total Votes
CUMBERLAND	32	13	4		205	4	209
	33	04	2		793	24	817
	33	08	3		906	10	916
	33	10	4		677	25	702
	33	11	4		572	30	602
	33	12	4		784	57	841
<b>Total Votes</b>				<b>3,937</b>	<b>150</b>	<b>4,087</b>	
<b>Grand Total</b>				<b>3,937</b>	<b>150</b>	<b>4,087</b>	

**RI GENERAL ELECTION  
November 7, 2000**

**REPRESENTATIVE DISTRICT 68**

**David S. IWUC – DEM.**

<b>Community</b>	<b>Senate District</b>	<b>Vote District</b>	<b>Ward</b>	<b>Ward District</b>	<b>Precinct Votes</b>	<b>Mail Votes</b>	<b>Total Votes</b>
CUMBERLAND	33	02	1		336	8	344
	33	03	1		545	9	554
	33	05	2		580	13	593
	33	06	2		674	19	693
	33	07	3		388	13	401
	33	09	3		696	12	708
<b>Total Votes</b>					<b>3,219</b>	<b>74</b>	<b>3,293</b>
<b>Grand Total</b>					<b>3,219</b>	<b>74</b>	<b>3,293</b>

**REPRESENTATIVE DISTRICT 68**

**Robert Whitcomb SUMNER-MACK – IND.**

<b>Community</b>	<b>Senate District</b>	<b>Vote District</b>	<b>Ward</b>	<b>Ward District</b>	<b>Precinct Votes</b>	<b>Mail Votes</b>	<b>Total Votes</b>
CUMBERLAND	33	02	1		79	2	81
	33	03	1		138	3	141
	33	05	2		163	6	169
	33	06	2		261	7	268
	33	07	3		256	7	263
	33	09	3		333	7	340
<b>Total Votes</b>					<b>1,230</b>	<b>32</b>	<b>1,262</b>
<b>Grand Total</b>					<b>1,230</b>	<b>32</b>	<b>1,262</b>

**RI GENERAL ELECTION  
November 7, 2000**

**REPRESENTATIVE DISTRICT 69**

**Richard J. MANDEVILLE – REP.**

Community	Senate District	Vote District	Ward	Ward District	Precinct Votes	Mail Votes	Total Votes
LINCOLN	34	10	3		286	4	290
	34	11	4		111	3	114
<b>Total Votes</b>					<b>397</b>	<b>7</b>	<b>404</b>
SMITHFIELD	29	05			211	42	253
	29	06			340	9	349
	29	08			45	2	47
	29	09			265	23	288
	29	10			153	7	160
<b>Total Votes</b>					<b>1,014</b>	<b>83</b>	<b>1,097</b>
<b>Grand Total</b>					<b>1,411</b>	<b>90</b>	<b>1,501</b>

**REPRESENTATIVE DISTRICT 69**

**Thomas J. WINFIELD – DEM.**

Community	Senate District	Vote District	Ward	Ward District	Precinct Votes	Mail Votes	Total Votes
LINCOLN	34	10	3		231	6	237
	34	11	4		143	8	151
<b>Total Votes</b>					<b>374</b>	<b>14</b>	<b>388</b>
SMITHFIELD	29	05			548	58	606
	29	06			785	32	817
	29	08			84	2	86
	29	09			620	50	670
	29	10			235	14	249
<b>Total Votes</b>					<b>2,272</b>	<b>156</b>	<b>2,428</b>
<b>Grand Total</b>					<b>2,646</b>	<b>170</b>	<b>2,816</b>

**REPRESENTATIVE DISTRICT 70**

**Gregory J. SCHADONE - DEM.**

Community	Senate District	Vote District	Ward	Ward District	Precinct Votes	Mail Votes	Total Votes
N. PROVIDENCE	05	3F	3	3F	564	27	591
	36	1B	1	1B	800	29	829
	36	1C	1	1C	921	16	937
	36	1D	1	1D	717	33	750
	36	3B	3	3B	360	21	381
<b>Total Votes</b>					<b>3,362</b>	<b>126</b>	<b>3,488</b>
<b>Grand Total</b>					<b>3,362</b>	<b>126</b>	<b>3,488</b>

**RI GENERAL ELECTION  
November 7, 2000**

**REPRESENTATIVE DISTRICT 71**

**Arthur J. CORVESE – DEM.**

Community	Senate District	Vote District	Ward	Ward District	Precinct Votes	Mail Votes	Total Votes
N. PROVIDENCE	36	1E	1	1E	654	10	664
	36	2A	2	2A	968	47	1,015
	36	2B	2	2B	683	18	701
	36	3G	3	3G	577	11	588
	37	2C	2	2C	769	19	788
Total Votes				3,651	105	3,756	
<b>Grand Total</b>				<b>3,651</b>	<b>105</b>	<b>3,756</b>	

**REPRESENTATIVE DISTRICT 72**

**Joseph L. FARIA – DEM.**

Community	Senate District	Vote District	Ward	Ward District	Precinct Votes	Mail Votes	Total Votes
CENTRAL FALLS	35	01	01	01	188	6	194
	35	03	02	01	104	8	112
	35	05	03	01	384	3	387
	35	07	04	01	171	2	173
	35	09	05	01	480	10	490
Total Votes				1,327	29	1,356	
<b>Grand Total</b>				<b>1,327</b>	<b>29</b>	<b>1,356</b>	

**REPRESENTATIVE DISTRICT 73**

**Wilfred R. DeMEULE – REP.**

Community	Senate District	Vote District	Ward	Ward District	Precinct Votes	Mail Votes	Total Votes
CENTRAL FALLS	35	02	01	02	43	0	43
	35	04	02	02	87	7	94
	35	06	03	02	14	0	14
	35	08	04	02	69	2	71
Total Votes				213	9	222	
CUMBERLAND	35	01	1		135	2	137
Total Votes				135	2	137	
<b>Grand Total</b>				<b>348</b>	<b>11</b>	<b>359</b>	

**REPRESENTATIVE DISTRICT 73**

**Joseph P. MORAN, III – DEM.**

Community	Senate District	Vote District	Ward	Ward District	Precinct Votes	Mail Votes	Total Votes
CENTRAL FALLS	35	02	01	02	162	6	168
	35	04	02	02	391	34	425
	35	06	03	02	122	2	124
	35	08	04	02	437	9	446
Total Votes				1,112	51	1,163	
CUMBERLAND	35	01	1		567	6	573
Total Votes				567	6	573	
<b>Grand Total</b>				<b>1,679</b>	<b>57</b>	<b>1,736</b>	



**RI GENERAL ELECTION  
November 7, 2000**

**REPRESENTATIVE DISTRICT 74**

**William D. VIEIRA, SR. – DEM.**

Community	Senate District	Vote District	Ward	Ward District	Precinct Votes	Mail Votes	Total Votes
LINCOLN	34	12	3		330	6	336
	34	13	1		135	2	137
<b>Total Votes</b>					<b>465</b>	<b>8</b>	<b>473</b>
N. PROVIDENCE	37	2D	2	2D	447	11	458
<b>Total Votes</b>					<b>447</b>	<b>11</b>	<b>458</b>
PAWTUCKET	37	01	6	2	286	14	300
	37	02	6	4	992	26	1,018
<b>Total Votes</b>					<b>1,278</b>	<b>40</b>	<b>1,318</b>
<b>Grand Total</b>					<b>2,190</b>	<b>59</b>	<b>2,249</b>

**REPRESENTATIVE DISTRICT 75**

**William SAN BENTO, JR. – DEM.**

Community	Senate District	Vote District	Ward	Ward District	Precinct Votes	Mail Votes	Total Votes
PAWTUCKET	37	02	6	5	786	24	810
	37	03	5	1	411	4	415
	38	01	5	2	386	15	401
<b>Total Votes</b>					<b>1,583</b>	<b>43</b>	<b>1,626</b>
<b>Grand Total</b>					<b>1,583</b>	<b>43</b>	<b>1,626</b>

**REPRESENTATIVE DISTRICT 76**

**John B. HARWOOD – DEM.**

Community	Senate District	Vote District	Ward	Ward District	Precinct Votes	Mail Votes	Total Votes
PAWTUCKET	03	02	4	5	275	16	291
	03	03	5	3	404	17	421
	38	01	4	1	387	5	392
	38	04	5	4	491	14	505
	38	06	6	6	24	-	24
	40	05	6	3	220	13	233
<b>Total Votes</b>					<b>1,801</b>	<b>65</b>	<b>1,866</b>
<b>Grand Total</b>					<b>1,801</b>	<b>65</b>	<b>1,866</b>

**RI GENERAL ELECTION**  
November 7, 2000

**REPRESENTATIVE DISTRICT 77**

**Mabel M. ANDERSON – DEM.**

Community	Senate District	Vote District	Ward	Ward District	Precinct Votes	Mail Votes	Total Votes
PAWTUCKET	38	01	4	3	362	20	382
	38	02	4	4	403	32	435
	38	03	3	1	400	25	425
	38	04	3	5	326	13	339
	38	05	3	6	446	25	471
Total Votes					1,937	115	2,052
<b>Grand Total</b>					<b>1,937</b>	<b>115</b>	<b>2,052</b>

**REPRESENTATIVE DISTRICT 77**

**Jean P. BARROS – IND.**

Community	Senate District	Vote District	Ward	Ward District	Precinct Votes	Mail Votes	Total Votes
PAWTUCKET	38	01	4	3	196	3	199
	38	02	4	4	192	8	200
	38	03	3	1	129	7	136
	38	04	3	5	266	3	269
	38	05	3	6	350	3	353
Total Votes					1,133	24	1,157
<b>Grand Total</b>					<b>1,133</b>	<b>24</b>	<b>1,157</b>

**REPRESENTATIVE DISTRICT 78**

**Elaine A. CODERRE – DEM.**

Community	Senate District	Vote District	Ward	Ward District	Precinct Votes	Mail Votes	Total Votes
PAWTUCKET	40	01	6	1	133	14	147
	40	02	1	2	462	10	472
	40	03	4	2	449	14	463
	40	04	2	1	381	6	387
	40	05	3	4	122	1	123
Total Votes					1,547	45	1,592
<b>Grand Total</b>					<b>1,547</b>	<b>45</b>	<b>1,592</b>

**REPRESENTATIVE DISTRICT 79**

**Antonio J. PIRES – DEM.**

Community	Senate District	Vote District	Ward	Ward District	Precinct Votes	Mail Votes	Total Votes
PAWTUCKET	39	05	2	3	166	3	169
	40	01	1	3	738	26	764
	40	02	1	4	539	27	566
	40	03	1	5	793	17	810
	40	04	1	1	307	3	310
	40	06	2	2	153	8	161
Total Votes					2,696	84	2,780
<b>Grand Total</b>					<b>2,696</b>	<b>84</b>	<b>2,780</b>

**RI GENERAL ELECTION  
November 7, 2000**

**REPRESENTATIVE DISTRICT 80**

**Peter F. KILMARTIN – DEM.**

Community	Senate District	Vote District	Ward	Ward District	Precinct Votes	Mail Votes	Total Votes
PAWTUCKET	39	01	2	6	664	22	686
	39	02	2	5	787	21	808
	39	03	2	4	760	19	779
	39	04	3	2	774	19	793
Total Votes				2,985	81	3,066	
<b>Grand Total</b>				<b>2,985</b>	<b>81</b>	<b>3,066</b>	

**REPRESENTATIVE DISTRICT 81**

**Martha A. STAMP – REP.**

Community	Senate District	Vote District	Ward	Ward District	Precinct Votes	Mail Votes	Total Votes
CHARLESTOWN	25	01			208	2	210
	25	02			368	28	396
	25	03			240	13	253
	25	04			291	9	300
Total Votes				1,107	52	1,159	
NEW SHOREHAM	06	01			278	62	340
Total Votes				278	62	340	
S. KINGSTOWN	06	05			536	44	580
	06	08			442	24	466
Total Votes				978	68	1,046	
<b>Grand Total</b>				<b>2,363</b>	<b>182</b>	<b>2,545</b>	

**REPRESENTATIVE DISTRICT 81**

**Eugene F. GARVEY – DEM.**

Community	Senate District	Vote District	Ward	Ward District	Precinct Votes	Mail Votes	Total Votes
CHARLESTOWN	25	01			238	5	243
	25	02			361	14	375
	25	03			348	27	375
	25	04			364	15	379
Total Votes				1311	61	1372	
NEW SHOREHAM	06	01			497	104	601
Total Votes				497	104	601	
S. KINGSTOWN	06	05			638	52	690
	06	08			714	48	762
Total Votes				1352	100	1452	
<b>Grand Total</b>				<b>3160</b>	<b>265</b>	<b>3425</b>	

**RI GENERAL ELECTION**  
**November 7, 2000**

**REPRESENTATIVE DISTRICT 82**

**Elizabeth M. DENNIGAN – DEM.**

Community	Senate District	Vote District	Ward	Ward District	Precinct Votes	Mail Votes	Total Votes
EAST PROVIDENCE	39	01	1		900	36	936
	39	02	1		773	36	809
	39	1A	1		379	7	386
	42	03	1		532	25	557
Total Votes				2,584	104	2,688	
PAWTUCKET	39	01	3	3	795	51	846
Total Votes				795	51	846	
<b>Grand Total</b>					<b>3,379</b>	<b>155</b>	<b>3,534</b>

**REPRESENTATIVE DISTRICT 83**

**Brian G. COOGAN – DEM.**

Community	Senate District	Vote District	Ward	Ward District	Precinct Votes	Mail Votes	Total Votes
EAST PROVIDENCE	42	04	1		485	21	506
	42	05	1		789	44	833
	42	07	2		487	27	514
	42	08	2		466	14	480
Total Votes				2,227	106	2,333	
<b>Grand Total</b>					<b>2,227</b>	<b>106</b>	<b>2,333</b>

**REPRESENTATIVE DISTRICT 84**

**Henry C. ROSE – DEM.**

Community	Senate District	Vote District	Ward	Ward District	Precinct Votes	Mail Votes	Total Votes
EAST PROVIDENCE	43	09	2		116	4	120
	43	14	3		788	83	871
	43	15	3		848	21	869
	43	16	3		631	43	674
	43	19	4		344	19	363
Total Votes				2,727	170	2,897	
<b>Grand Total</b>					<b>2,727</b>	<b>170</b>	<b>2,897</b>

**RI GENERAL ELECTION**  
**November 7, 2000**

**REPRESENTATIVE DISTRICT 85**

**Raymond C. COELHO – DEM.**

<b>Community</b>	<b>Senate District</b>	<b>Vote District</b>	<b>Ward</b>	<b>Ward District</b>	<b>Precinct Votes</b>	<b>Mail Votes</b>	<b>Total Votes</b>
EAST PROVIDENCE	42	06	2		511	17	528
	42	10	2		568	20	588
	42	11	2		321	12	333
	42	12	3		197	5	202
	43	13	3		259	7	266
<b>Total Votes</b>					<b>1,856</b>	<b>61</b>	<b>1,917</b>
<b>Grand Total</b>					<b>1,856</b>	<b>61</b>	<b>1,917</b>

**REPRESENTATIVE DISTRICT 85**

**Frank DUARTE – IND.**

<b>Community</b>	<b>Senate District</b>	<b>Vote District</b>	<b>Ward</b>	<b>Ward District</b>	<b>Precinct Votes</b>	<b>Mail Votes</b>	<b>Total Votes</b>
EAST PROVIDENCE	42	06	2		152	5	157
	42	10	2		126	4	130
	42	11	2		78	1	79
	42	12	3		63	5	68
	43	13	3		47	2	49
<b>Total Votes</b>					<b>466</b>	<b>17</b>	<b>483</b>
<b>Grand Total</b>					<b>466</b>	<b>17</b>	<b>483</b>

**RI GENERAL ELECTION**  
November 7, 2000

**REPRESENTATIVE DISTRICT 86**

Robert D. SULLIVAN – DEM.

Community	Senate District	Vote District	Ward	Ward District	Precinct Votes	Mail Votes	Total Votes
EAST PROVIDENCE	43	17	3		440	11	451
	43	18	4		668	20	688
	43	20	4		745	24	769
	43	21	4		668	24	692
Total Votes					2,521	79	2,600
<b>Grand Total</b>					<b>2,521</b>	<b>79</b>	<b>2,600</b>

**REPRESENTATIVE DISTRICT 86**

Jay P. LONERGAN – IND.

Community	Senate District	Vote District	Ward	Ward District	Precinct Votes	Mail Votes	Total Votes
EAST PROVIDENCE	43	17	3		167	6	173
	43	18	4		301	4	305
	43	20	4		179	2	181
	43	21	4		264	10	274
Total Votes					911	22	933
<b>Grand Total</b>					<b>911</b>	<b>22</b>	<b>933</b>

**REPRESENTATIVE DISTRICT 87**

John A. SAVAGE – REP.

Community	Senate District	Vote District	Ward	Ward District	Precinct Votes	Mail Votes	Total Votes
BARRINGTON	44	01			347	14	361
	44	02			710	27	737
	44	03			530	25	555
Total Votes					1,587	66	1,653
EAST PROVIDENCE	44	22	4		809	28	837
	44	23	4		390	11	401
Total Votes					1,199	39	1,238
<b>Grand Total</b>					<b>2,786</b>	<b>105</b>	<b>2,891</b>

**REPRESENTATIVE DISTRICT 87**

Mary A. GASBARRODEM.

Community	Senate District	Vote District	Ward	Ward District	Precinct Votes	Mail Votes	Total Votes
BARRINGTON	44	01			343	18	361
	44	02			509	21	530
	44	03			523	27	550
Total Votes					1,375	66	1,441
EAST PROVIDENCE	44	22	4		313	19	332
	44	23	4		179	8	187
Total Votes					492	27	519
<b>Grand Total</b>					<b>1,867</b>	<b>93</b>	<b>1,960</b>

**RI GENERAL ELECTION**  
November 7, 2000

**REPRESENTATIVE DISTRICT 88**

**Susan A. STORY – REP.**

Community	Senate District	Vote District	Ward	Ward District	Precinct Votes	Mail Votes	Total Votes
BARRINGTON	44	01			649	35	684
	44	02			462	31	493
	44	03			618	58	676
	44	04			631	43	674
	44	05			582	25	607
<b>Total Votes</b>					<b>2,942</b>	<b>192</b>	<b>3,134</b>
<b>Grand Total</b>					<b>2,942</b>	<b>192</b>	<b>3,134</b>

**REPRESENTATIVE DISTRICT 88**

**May C. GRANT – DEM.**

Community	Senate District	Vote District	Ward	Ward District	Precinct Votes	Mail Votes	Total Votes
BARRINGTON	44	01			529	24	553
	44	02			487	16	503
	44	03			346	30	376
	44	04			258	24	282
	44	05			382	15	397
<b>Total Votes</b>					<b>2,002</b>	<b>109</b>	<b>2,111</b>
<b>Grand Total</b>					<b>2,002</b>	<b>109</b>	<b>2,111</b>

**REPRESENTATIVE DISTRICT 89**

**Jan MALIK – DEM.**

Community	Senate District	Vote District	Ward	Ward District	Precinct Votes	Mail Votes	Total Votes
WARREN	45	01			324	7	331
	45	02			230	9	239
	45	03			319	13	332
	46	04			500	36	536
	46	06			416	15	431
	46	5A			286	20	306
	47	05			859	48	907
<b>Total Votes</b>					<b>2,934</b>	<b>148</b>	<b>3,082</b>
<b>Grand Total</b>					<b>2,934</b>	<b>148</b>	<b>3,082</b>

**RI GENERAL ELECTION  
November 7, 2000**

**REPRESENTATIVE DISTRICT 90**

**Jeffrey LUIZ – REP.**

<b>Community</b>	<b>Senate District</b>	<b>Vote District</b>	<b>Ward</b>	<b>Ward District</b>	<b>Precinct Votes</b>	<b>Mail Votes</b>	<b>Total Votes</b>
BRISTOL	45	01			318	18	336
	45	02			407	24	431
	45	03			474	26	500
	45	04			365	11	376
	46	05			361	10	371
<b>Total Votes</b>				1,925	89	2,014	
WARREN	45	01			136	9	145
	46	1A			64	3	67
<b>Total Votes</b>				200	12	212	
<b>Grand Total</b>					<b>2,125</b>	<b>101</b>	<b>2,226</b>

**REPRESENTATIVE DISTRICT 90**

**Fausto C. ANGUILLA – DEM.**

<b>Community</b>	<b>Senate District</b>	<b>Vote District</b>	<b>Ward</b>	<b>Ward District</b>	<b>Precinct Votes</b>	<b>Mail Votes</b>	<b>Total Votes</b>
BRISTOL	45	01			395	11	406
	45	02			472	24	496
	45	03			523	36	559
	45	04			613	55	668
	46	05			424	13	437
<b>Total Votes</b>				2,427	139	2,566	
WARREN	45	01			160	11	171
	46	1A			128	21	149
<b>Total Votes</b>				288	32	320	
<b>Grand Total</b>					<b>2,715</b>	<b>171</b>	<b>2,886</b>



**RI GENERAL ELECTION**  
November 7, 2000

**REPRESENTATIVE DISTRICT 91**

**Joyce M. BRYANT – REP.**

Community	Senate District	Vote District	Ward	Ward District	Precinct Votes	Mail Votes	Total Votes
BRISTOL	45	01			362	4	366
	45	02			325	6	331
	45	04			160	6	166
	46	03			246	17	263
Total Votes				1,093	33	1,126	
<b>Grand Total</b>				<b>1,093</b>	<b>33</b>	<b>1,126</b>	

**REPRESENTATIVE DISTRICT 91**

**Raymond E. GALLISON, JR. – DEM.**

Community	Senate District	Vote District	Ward	Ward District	Precinct Votes	Mail Votes	Total Votes
BRISTOL	45	01			628	15	643
	45	02			650	30	680
	45	04			302	10	312
	46	03			492	29	521
Total Votes				2,072	84	2,156	
<b>Grand Total</b>				<b>2,072</b>	<b>84</b>	<b>2,156</b>	

**REPRESENTATIVE DISTRICT 92**

**Joseph N. AMARAL – REP.**

Community	Senate District	Vote District	Ward	Ward District	Precinct Votes	Mail Votes	Total Votes
TIVERTON	47	01			628	35	663
	47	03			659	14	673
	47	04			644	30	674
	47	05			592	25	617
	47	06			345	9	354
Total Votes				2,868	113	2,981	
<b>Grand Total</b>				<b>2,868</b>	<b>113</b>	<b>2,981</b>	

**REPRESENTATIVE DISTRICT 92**

**Robert Thomas OLIVEIRA – DEM.**

Community	Senate District	Vote District	Ward	Ward District	Precinct Votes	Mail Votes	Total Votes
TIVERTON	47	01			226	10	236
	47	03			388	3	391
	47	04			236	7	243
	47	05			221	12	233
	47	06			199	2	201
Total Votes				1,270	34	1,304	
<b>Grand Total</b>				<b>1,270</b>	<b>34</b>	<b>1,304</b>	

**RI GENERAL ELECTION**  
November 7, 2000

**REPRESENTATIVE DISTRICT 93**

**William L. DOUGLAS, JR. – REP.**

Community	Senate District	Vote District	Ward	Ward District	Precinct Votes	Mail Votes	Total Votes
BRISTOL	46	01			198	8	206
Total Votes					198	8	206
PORTSMOUTH	46	01			216	12	228
	46	02			211	11	222
	46	03			354	27	381
	46	04			324	41	365
	46	05			36	4	40
Total Votes					1,141	95	1,236
<b>Grand Total</b>					<b>1,339</b>	<b>103</b>	<b>1,442</b>

**REPRESENTATIVE DISTRICT 93**

**Charles J. LEVESQUE – DEM.**

Community	Senate District	Vote District	Ward	Ward District	Precinct Votes	Mail Votes	Total Votes
BRISTOL	46	01			344	20	364
Total Votes					344	20	364
PORTSMOUTH	46	01			358	18	376
	46	02			408	31	439
	46	03			348	22	370
	46	04			425	25	450
	46	05			51	-	51
Total Votes					1,590	96	1,686
<b>Grand Total</b>					<b>1,934</b>	<b>116</b>	<b>2,050</b>

**REPRESENTATIVE DISTRICT 93**

**James E. LEARY, JR. – IND.**

Community	Senate District	Vote District	Ward	Ward District	Precinct Votes	Mail Votes	Total Votes
BRISTOL	46	01			60	6	66
Total Votes					60	6	66
PORTSMOUTH	46	01			91	5	96
	46	02			100	4	104
	46	03			84	7	91
	46	04			85	6	91
	46	05			18	0-	18
Total Votes					378	22	400
<b>Grand Total</b>					<b>438</b>	<b>28</b>	<b>466</b>

**RI GENERAL ELECTION**  
November 7, 2000

**REPRESENTATIVE DISTRICT 94**

**Joan B. QUICK – REP.**

Community	Senate District	Vote District	Ward	Ward District	Precinct Votes	Mail Votes	Total Votes
LITTLE COMPTON	47	01			1,063	105	1,168
Total Votes					1,063	105	1,168
PORTSMOUTH	46	06			365	40	405
	46	07			343	24	367
Total Votes					708	64	772
TIVERTON	47	02			420	22	442
	47	07			345	12	357
Total Votes					765	34	799
<b>Grand Total</b>					<b>2,536</b>	<b>203</b>	<b>2,739</b>

**REPRESENTATIVE DISTRICT 94**

**Michael B. FORTE, JR. – DEM.**

Community	Senate District	Vote District	Ward	Ward District	Precinct Votes	Mail Votes	Total Votes
LITTLE COMPTON	47	01			788	71	859
Total Votes					788	71	859
PORTSMOUTH	46	06			222	9	231
	46	07			234	33	267
Total Votes					456	42	498
TIVERTON	47	02			471	19	490
	47	07			440	17	457
Total Votes					911	36	947
<b>Grand Total</b>					<b>2,155</b>	<b>149</b>	<b>2,304</b>

**REPRESENTATIVE DISTRICT 95**

**Bruce J. LONG – REP.**

Community	Senate District	Vote District	Ward	Ward District	Precinct Votes	Mail Votes	Total Votes
MIDDLETOWN	48	03			580	31	611
	48	04			482	29	511
	49	01			309	30	339
	49	02			227	17	244
Total Votes					1,598	107	1,705
<b>Grand Total</b>					<b>1,598</b>	<b>107</b>	<b>1,705</b>

**REPRESENTATIVE DISTRICT 95**

**John W. GRISHAM – DEM.**

Community	Senate District	Vote District	Ward	Ward District	Precinct Votes	Mail Votes	Total Votes
MIDDLETOWN	48	03			305	25	330
	48	04			266	14	280
	49	01			241	12	253
	49	02			146	11	157
Total Votes					958	62	1,020
<b>Grand Total</b>					<b>958</b>	<b>62</b>	<b>1,020</b>

**RI GENERAL ELECTION  
November 7, 2000**

**REPRESENTATIVE DISTRICT 96**

**John H. MAHER – DEM.**

Community	Senate District	Vote District	Ward	Ward District	Precinct Votes	Mail Votes	Total Votes
MIDDLETOWN	48	09			220	5	225
Total Votes					220	5	225
PORTSMOUTH	48	08			543	36	579
	48	09			612	58	670
	48	10			531	50	581
	48	11			499	41	540
Total Votes					2,185	185	2,370
<b>Grand Total</b>					<b>2,405</b>	<b>190</b>	<b>2,595</b>

**REPRESENTATIVE DISTRICT 97**

**Maxine B. SHAVERS – DEM.**

Community	Senate District	Vote District	Ward	Ward District	Precinct Votes	Mail Votes	Total Votes
NEWPORT	49	01	2	4	97	2	99
	49	02	1	4	106	10	116
	50	03	2	3	219	10	229
	50	04	1	3	111	8	119
	50	05	2	2	632	35	667
	50	06	2	1	581	34	615
Total Votes					1,746	99	1,845
<b>Grand Total</b>					<b>1,746</b>	<b>99</b>	<b>1,845</b>

**REPRESENTATIVE DISTRICT 98**

**William H. MURPHY – REP.**

Community	Senate District	Vote District	Ward	Ward District	Precinct Votes	Mail Votes	Total Votes
JAMESTOWN	49	01			770	61	831
	49	02			829	52	881
Total Votes					1,599	113	1,712
NEWPORT	49	01	1	1	380	42	422
	49	02	1	2	302	18	320
Total Votes					682	60	742
<b>Grand Total</b>					<b>2,281</b>	<b>173</b>	<b>2,454</b>

**REPRESENTATIVE DISTRICT 98**

**George R. LEVESQUE – DEM.**

Community	Senate District	Vote District	Ward	Ward District	Precinct Votes	Mail Votes	Total Votes
JAMESTOWN	49	01			682	52	734
	49	02			676	48	724
Total Votes					1,358	100	1,458
NEWPORT	49	01	1	1	432	16	448
	49	02	1	2	428	17	445
Total Votes					860	33	893
<b>Grand Total</b>					<b>2,218</b>	<b>133</b>	<b>2,351</b>

**RI GENERAL ELECTION  
November 7, 2000**

**REPRESENTATIVE DISTRICT 99**

**George E. BUNNEWITH – IND.**

Community	Senate District	Vote District	Ward	Ward District	Precinct Votes	Mail Votes	Total Votes
MIDDLETOWN	48	05			156	5	161
	48	06			79	7	86
	48	07			129	3	132
	48	08			107	3	110
<b>Total Votes</b>				<b>471</b>	<b>18</b>	<b>489</b>	
NEWPORT	50	01	3	2	157	6	163
	50	02	3	3	111	7	118
<b>Total Votes</b>				<b>268</b>	<b>13</b>	<b>281</b>	
<b>Grand Total</b>					<b>739</b>	<b>31</b>	<b>770</b>

**REPRESENTATIVE DISTRICT 99**

**Christine H. CALLAHAN – REP.**

Community	Senate District	Vote District	Ward	Ward District	Precinct Votes	Mail Votes	Total Votes
MIDDLETOWN	48	05			584	63	647
	48	06			422	57	479
	48	07			665	39	704
	48	08			585	40	625
<b>Total Votes</b>				<b>2,256</b>	<b>199</b>	<b>2,455</b>	
NEWPORT	50	01	3	2	367	27	394
	50	02	3	3	390	28	418
<b>Total Votes</b>				<b>757</b>	<b>55</b>	<b>812</b>	
<b>Grand Total</b>					<b>3,013</b>	<b>254</b>	<b>3,267</b>


**REPRESENTATIVE DISTRICT 100**

**Paul W. CROWLEY – DEM.**

Community	Senate District	Vote District	Ward	Ward District	Precinct Votes	Mail Votes	Total Votes
NEWPORT	50	01	3	1	189	18	207
	50	02	3	4	292	40	332
	50	03	4	1	558	34	592
	50	04	4	2	503	59	562
	50	05	4	3	682	52	734
<b>Total Votes</b>				<b>2,224</b>	<b>203</b>	<b>2,427</b>	
<b>Grand Total</b>					<b>2,224</b>	<b>203</b>	<b>2,427</b>

**RI GENERAL ELECTION  
November 7, 2000**

**WRITE-IN VOTES FOR FEDERAL and STATE CANDIDATES**



RI GENERAL ELECTION  
November 7, 2000

WRITE-IN VOTES FOR FEDERAL AND STATE CANDIDATES

CONTEST	NAME	VOTES
PRESIDENT	JOHN McCain	117
	RALPH NADER	17
	GORE	17
	BUSH	10
	COLIN POWELL	5
	BILL BRADLEY	5
	MICKEY MOUSE	4
	ROSS PEROT	3
	JED BARTLETT	2
	MILAN AZAR	2
	ERICA TREMBLAY	2
	NONE OF THE ABOVE	2
	GEORGE W. BUSH	2
	"LETS INCLUDE THE PEOPLE"	2
	ALAN KEYES	2
	GOD ALMIGHTY	1
	GREGORY RAPOSA	1
	DOUGLAS WOODWORTH	1
	HAGELIN	1
	JACK KEMP	1
	FRANK ZAPPA	1
	JACK REED	1
	ELIZABETH DOLE	1
	ELEANOR NATALE	1
	JAMES DE PASQUALE	1
	DR. KN TSIONGAS	1
	DR. ALAN KEYES	1
	GOD	1
	CAROLINE KENNEDY	1
	ADAM KEYS	1
	ANGELA SPENCE-SHAW	1
	BADESSA	1
	BIAGGIO NATALE	1
	BILL CLINTON	1
	BOB VANMETER	1
	BRIAN PORTER	1
	DAVE BELANGER	1
	BUCHANAN	1
	DON COX	1
	CHARLES GIBSON	1
CHARLES MANSON	1	
JUDITH McLAUGHLIN	1	



**RI GENERAL ELECTION**  
**November 7, 2000**

**WRITE-IN VOTES FOR FEDERAL AND STATE CANDIDATES**

<b>CONTEST</b>	<b>NAME</b>	<b>VOTES</b>
PRESIDENT (cont'd)	CLAIRE DESROSIERS	1
	JESUS CHRIST	1
	DANIEL WEST	1
	DIANAL JOHNSON	1
	DIANE BEST BROWN	1
	THOMAS DIOMANDES	1
	JESSE VENTURA	1
	MIKE GIROUX	1
	NADER GREEN PARTY	1
	NOEL EDSALL	1
	RIGHT TO LIFE PARTY	1
	RONALD DAIGNAULT	1
	RONALD REGAN	1
	MEREDITY SKELLY	1
	STEVEN J. PECHIE	1
	MAYOR McCHEESE	1
	TIPPER GORE	1
	TRACY LEMOS	1
	TUPAC SHAHER	1
	VINCE MC MAHON	1
	VINCENT McMAHON	1
	WARREN RUDMAN	1
	WILLIAM J. AIELLO	1
	WILLIAM BRADLEY	1
	RYAN SMITH	1
	KAREN DUARTE	1
	JESSE VENTURA	1
	JESSIE VENTURA	1
	WILLIAM CLINTON	1
	JIMMEY BUFFETT	1
	JOE LIEBMAN	1
	JOE SHRINER	1
	JOE VARGAS	1
	MICHAEL MC CUIN	1
	JUNG JUNG KANK McCLIMN	1
	JAMES W. LESLIE, JR.	1
	KEITH LEWIS	1
	KICKIN AL	1
	KYLE KINNIBURGH	1
	LINCOLN ALMOND	1
LOUISE ELIZABETH WEINSTON	1	
LOVE 22	1	
MARTIN SHEEN	1	

**RI GENERAL ELECTION**  
**November 7, 2000**

**WRITE-IN VOTES FOR FEDERAL AND STATE CANDIDATES**

<b>CONTEST</b>	<b>NAME</b>	<b>VOTES</b>
<b>VICE PRESIDENT</b>	MATTHEW TODD ARNOLD	1
	MINNIE MOUSE	1
	JAMES C. PARROTT	1
	DANCING DUO	1
	LAURA BUSH	1
	ELIZABETH DOLE	1
	DOROTHEA EDSALL	1
	RALPH NADER	1
	ELIZABETH DOLE	1
	JOHN McCain	1
CHRISTOPHER P. PECHE	1	
<b>US SENATE</b>	RICHARD LIGHT	20
	CHAFEE	19
	WEYGAND	15
	KATE COYNE-McCOY	10
	ARLENE VIOLET	8
	ROD DRIVER	5
	NONE OF THE ABOVE	3
	MIKE FLYNN	2
	EVA LANDY	2
	JEFFREY ALMEIDA	2
	MICHAEL FLYNN	2
	MYRTH YORK	2
	MICHAEL TERVOLINO	2
	PHILIP ANTONELLI	2
	PATRICK KENNEDY	2
	YOUNG	2
	GARY BURNS	1
	FORCINO	1
	FICUS	1
	EVAN H. FRANK	1
	FLYNN	1
	GEORGE LEONARD	1
	GOD	1
	GREG GERRITT	1
	GREG RAPOSA	1
	GUS GROGAN	1
	HARRY POTTER	1
	HILLARY CLINTON	1
	JAMES D. WORDEN	1
	JAMES PICCERILLI	1

**RI GENERAL ELECTION**  
**November 7, 2000**

**WRITE-IN VOTES FOR FEDERAL AND STATE CANDIDATES**

<b>CONTEST</b>	<b>NAME</b>	<b>VOTES</b>
US SENATE (cont'd)	JASON SNEAD	1
	JO ANNE McOSKER	1
	JAMIE BLANCHETTE	1
	GREEN PARTY CANDIDATE	1
	C. PELL	1
	AL KLYBERG	1
	ALBERT VITALI, JR.	1
	ANDREW H. PANCIOTTI	1
	ANITA GODON	1
	ANTHONY R. ESTRELLA	1
	BARBARA BRADBURY	1
	BOB DYLAN	1
	BRAK	1
	ED GRAVEL	1
	BUDDY CIANCI	1
	ERIC SNYDER	1
	CARL GREENLUND	1
	CLEMENT WHITE	1
	CLIFF WOOD	1
	DANIEL EDINBERG	1
	DAVID A. VAN DYKE	1
	DAVID DUNBAR	1
	DOUGLAS CAMERON	1
	JOAN PETERSON	1
	ELIZABETH COLE	1
	BRINDA RAMASWENY	1
	SOMEONE ELSE	1
	JOSEPH PAOLINO JR.	1
	NAME OF ANYONE	1
	NONA D. ABOVE	1
	OTTO K. MAUER	1
	PEDRO MARTINEZ	1
	PETER GODON	1
	R. KIERNAN	1
	RAY BARBATO	1
	REID HILDERBRAND	1
	MISTAKE	1
	ROBERT F. REID	1
	STEVEN M. BOTWICK	1
	SUMNER STONE	1
THE PEOPLE'S	1	
THOMAS GOODWIN	1	
TODD PIFER	1	

**RI GENERAL ELECTION**  
**November 7, 2000**

**WRITE-IN VOTES FOR FEDERAL AND STATE CANDIDATES**

<b>CONTEST</b>	<b>NAME</b>	<b>VOTES</b>
US SENATE (cont'd)	TRACY MANG	1
	VICTOR MOFFETT	1
	VINCENT "BUDDY" CIANCI	1
	YOSEMITE SAM	1
	RIC FLAIR	1
	LEICH	1
	JOHN A. NOTTE III	1
	JOHN HOYT	1
	JOHN TAYLOR, JR.	1
	ADAM WALKINS	1
	JUAN PICARDO	1
	WILLIAM PENNOYER IV	1
	KEITH LANE	1
	KEN FROBERG	1
	KEN HOBSON	1
	MOFFITT	1
	KYLE KINNIBURGH	1
	JOE SOLOMAN	1
	LEO BLAIS	1
	LINCOLN CHAFEE	1
	LOUISA MILLER	1
	MANUEL COTTA	1
	MARC GROVE	1
	MARK KAPLAN	1
	MATT BLAIR	1
	MATTHEW CAPUEL	1
MATTHEW DECKER	1	
KENNETH P. PROULX	1	
US CONGRESS – DISTRICT 1	NOTA	18
	NONE OF THE ABOVE	11
	JAMES LANGEVIN	9
	CHRISTOPHER STANLEY	9
	ROD DRIVER	8
	CHRIS STANLEY	5
	GEORGE LEONARD	4
	JOSEPH A. GIAMARCA	3
	ANYONE ELSE	2
	THE PEOPLE'S	2
	RICHARD EANNARINO	2
	DARLENE ALTIERI	2
	GROUCHO MARX	1

RI GENERAL ELECTION  
November 7, 2000

WRITE-IN VOTES FOR FEDERAL AND STATE CANDIDATES

<b>CONTEST</b>	<b>NAME</b>	<b>VOTES</b>
US CONGRESS – DISTRICT 1 (cont'd)	HOWARD MEANS	1
	HILLARY RODHAM CLINTON	1
	HOWARD STERN	1
	KARI LANG	1
	JOSEPH CATALDI	1
	GREG GERRIT	1
	GREEN PARTY CANDIDATE	1
	GREEN CANDIDATE	1
	GORDON EVANS	1
	GOD	1
	JUDITH BENEDICT	1
	JARON ZITRA	1
	JAMES CURRY	1
	EDWARD MULLIGAN	1
	JEFF PINE	1
	JIM ROME	1
	JOHN ANDEL	1
	JOHN CONLEY	1
	JOHN DOE	1
	JOHN PRINE	1
	JOHN SADLER	1
	JOHN TAYLOR, JR.	1
	JONATHAN ALLEN	1
	JOSEPH DeCOTIS	1
	JOSEPH LACROSS	1
	BEN HARRIS	1
	FICOS	1
	BRIAN DRICHAR	1
	BOZO	1
	BOB WEYGAND	1
	BLANCHE MARTINELLI	1
	BRUCE SMITH	1
	BETH VON PRAAG	1
	CALVIN HOBBS	1
ARLENE VIOLET	1	
ARAM GARABEDIAN	1	
ANTHONY R. ESTRELLA	1	
ANTHONY MARTIN	1	
ALCIA KARPICK	1	
ALAN ZUCKERMAN	1	
BILL MORROW	1	

RI GENERAL ELECTION  
November 7, 2000

WRITE-IN VOTES FOR FEDERAL AND STATE CANDIDATES

<b>CONTEST</b>	<b>NAME</b>	<b>VOTES</b>
US CONGRESS – DISTRICT 1 (cont'd)	DAVID FISHER	1
	FRED GOMES	1
	KATE COYNE McCOY	1
	F.D. ROOSEVELT	1
	KENNETH BLAU	1
	ED REAVY	1
	BROTHER ALLAN	1
	DENNIS CONNOR	1
	G. SMITH	1
	DAVID A. VAN DYKE	1
	DANIEL ISSA	1
	DAFFY DUCK	1
	D.DUCK	1
	CHUCK PALUMBO	1
	CARL GLASS	1
	ED GRAVEL	1
	ROBERT HEALY	1
	SCOOBY-DOO	1
	S. CRIBER	1
	ROY SULLIVAN	1
	ROLAND CAMPBELL	1
	ROCKET J. SQUIRREL	1
	PORKEY PIG	1
	ROBERT MacLEA	1
	SPIDERMAN	1
	ROBERT DICK DWYER	1
	RICHARD MORRISON	1
	RICHARD MASSIMO	1
	RENE LAFAYETTE	1
	RAYMOND W. HOUGHTON	1
	KEN THE BARBER	1
	ROBERT WEYGAND	1
	TIMOTHY DAWS	1
	WILLIAM LUMBERGH	1
	WILLIAM J. FLANAGAN	1
	WILLIAM HUTSON	1
	VINNY RAVI	1
	VICTORIA HARRIS	1
	TOURIST TATER	1
	SCOTT WOLF	1
TIMOTHY McKEE	1	
SEAN QUIGLEY	1	

**RI GENERAL ELECTION**  
**November 7, 2000**

**WRITE-IN VOTES FOR FEDERAL AND STATE CANDIDATES**

<b>CONTEST</b>	<b>NAME</b>	<b>VOTES</b>
US CONGRESS – DISTRICT 1 (cont'd)	THOMAS FISHER	1
	TERESA CLAYMAN	1
	TED WILLIAMS	1
	STEVE McDONALD	1
	STEPHEN BAGBY	1
	PHILLIP M. GILKCHREST	1
	TOM QUINN	1
	KYLE KINNIBURGH	1
	MICHAEL COLETTI	1
	MC	1
	MATT SALCONE	1
	MARK KAPLIN	1
	LOUIS VINAGRO	1
	RAY BARBATO	1
	LILY KENDALL	1
	MIKE McVEIGH	1
	KEVIN VIGILANTE	1
	KEVIN LINNEY	1
	KENNETH BOTELLO	1
	WILLIAM S. FORGONE	1
	KENNEDY	1
	A. RALPH MOLLIS	1
	LINUS VAN PLET	1
	OTHER	1
	PAUL S. CRAWFORD	1
	PAUL J. DALPE, JR.	1
	PAUL GONSALVES	1
	PATRICK KENNEDY	1
	PATRICK HEALY	1
	PATRICK CONBOY	1
	MICHAEL McCARTHY	1
	OTTO K. MAUER	1
	MICKY MOUSE	1
	NICK, RO, PETE CARDI	1
	NEITHER ABOVE	1
	NAPOLEAN S. SILVA	1
MYSELF	1	
MYRTH YORK	1	
KATE COYNE-McCOY	1	
PAT MELUCCI	1	
KATE COYNE-McCOY	18	
ROBERT WEYGAND	3	

RI GENERAL ELECTION  
November 7, 2000

WRITE-IN VOTES FOR FEDERAL AND STATE CANDIDATES

<b>CONTEST</b>	<b>NAME</b>	<b>VOTES</b>
US CONGRESS - DISTRICT 2	GARFIELD THE CAT	2
	ANGEL TAVARES	2
	SUZANNE POULIOTT	2
	SEAN BROWN	2
	ROD DRIVER	2
	CABRAL	2
	IRA SHAEFFER	2
	MOFFITT	2
	JOSEPH LUSI	1
	JOSEPH L. ORLANDO	1
	JOHN A. NOTTE III	1
	JAMES L. McCain	1
	JAMES D. HICKLEY	1
	KATIE COYLE	1
	GLORIA MANZOTTI	1
	ME	1
	C. MORE BUTTS	1
	BUDDY LINDMAN	1
	ARLENE VIOLET	1
	HOLLY SHADOIAN	1
	NISA SAN GIOVANNI	1
	TIM HAXTON	1
	SEAN PURDON	1
	ROBERT WATSON	1
	ROBERT TINGLE	1
	PAUL V. SHERLOCK	1
	PACO GONZALES	1
	LINCOLN C. ALMOND	1
	NOBODY IS DOING THE JOB RIGHT	1
	KEVIN MC ALLISTER	1
	MIKE I	1
	MICKEY MOUSE	1
	MICHAEL COLEMAN	1
	TINGLE	1
LYNNE COULOMBE	1	
ADAM PLANTE	1	
NONE OF THE ABOVE	1	



**RI GENERAL ELECTION  
November 7, 2000**

**WRITE-IN VOTES FOR FEDERAL AND STATE CANDIDATES**

<b>CONTEST</b>	<b>DISTRICT</b>	<b>NAME</b>	<b>VOTES</b>
STATE SENATE	1	MICKEY MOUSE	1
		DANIEL CURRAN	1
		LISA CAROZZA	1
		MICHAEL RILEY	1
	2	DEREK ELLERMAN	2
		RONEY	2
		NONE OF THE ABOVE	2
		PAUL CRAWFORD	1
		PAT HORNE	1
		NOTA	1
		MITCH GINSBURG	1
		MICHAEL WHITE	1
		ME	1
		PETER DeCAMILLO	1
		MARGARET LEWIS	1
		ROD DRIVER	1
		M. MOUSE	1
		LILY KENDALL	1
		LEASTER FARNSWORTH	1
		KEVIN VIGILANTE	1
		KENNETH PROULX	1
		KAREN COLGAN	1
		JOSHUA MANDELBAUM	1
		MATTHEW PERL	1
		SETH ANDREWS	1
		WING CHAU	1
		VICTORIA HARRIS	1
		VARTAN GREGORIAN	1
		TYLER DUZDUN	1
		TIMOTHY L. McGEE	1
		TIM JOHNSON	1
		THE PEOPLE'S	1
		RAY RICKMAN	1
		SNOOPY	1
		RALPH NADER	1
		SCOTT WOLF	1
		SARA QUINN	1
		SARA KING	1
		RUTH WINN	1
		RODNEY	1
OTHER	1		
RICHARD OSTER	1		
JOHN M. RONEY	1		
SUSAN ERKKINEN	1		
ARLENE VIOLET	1		
DAVID MARX	1		
DAVID FISHER	1		
CRAIG CORSETTI	1		
CHARLES PATTAVINA	1		

**RI GENERAL ELECTION**  
**November 7, 2000**

**WRITE-IN VOTES FOR FEDERAL AND STATE CANDIDATES**

<b>CONTEST</b>	<b>DISTRICT NAME</b>	<b>VOTES</b>
<b>STATE SENATE</b>		
(cont'd)		
	2	
		CAMILLE COLE 1
		DONALD M. SERROTT 1
		BRETT CONAWAY 1
		BARNEY CARTIER 1
		ANYONE ELSE 1
		ANY OTHER 1
		ANTOINETTE HAM 1
		ALLAN FELDMAN 1
		JOHN EDMOND LIGENS, JR. 1
		PATER ERKKINEN 1
		BROCK BIERMAN 1
		JANE JOVKOWSKY 1
		JIMMY JEMNY 1
		JEREMY SENCER 1
		APRIL LUBKEMANN 1
		ED REAVY 1
		JEFFREY WEISS 1
		JAYNE SZUREK 1
		INDEPENDENT 1
		GUS STRATTON 1
		ERIC TONG 1
		JEFF LITTEN 1
		ERIC SNYDER 1
		GUMBY 1
		FRANK ZAPPA 1
		GEORGE CASTRO 1
		GREEN PARTY CANDIDATE 1
	3	
		ANYONE 4
		PETER KAY 2
		ANYBODY ELSE 2
		MICHAEL JORDAN 1
		SMITH 1
		KEITH LONG 1
		JOSHUA RAVITZ 1
		JOSEPH Total. FOWLKES 1
		JIM LUNIY 1
		MARK A. KAPLOWITZ 1
		JASON WENRVINN 1
		MARYELLEN GOODWIN 1
		MARHAWKH 1
		OLIVER BENNETT 1
		OLLIE MONTGOMERY 1
		RICHARD MASSIMO 1
		SHAWN MOYLAN 1
		STEPHEN CONROY 1
		JAMES FRUTCHEY 1
		KARI LANG 1
		SUZANNE AFFIGNE 1

**RI GENERAL ELECTION**  
**November 7, 2000**

**WRITE-IN VOTES FOR FEDERAL AND STATE CANDIDATES**

<b>CONTEST</b>	<b>DISTRICT NAME</b>	<b>VOTES</b>
STATE SENATE (cont'd)		
	3	
	STEVE GORNAN	1
	ROB DIAMOND	1
	BUGS BUNNY	1
	CHARLES SMITH	1
	WILLIAM BINDER	1
	WILEEN ROSNER SNOW	1
	TERRY BURGESS	1
	SARA O'CAIN	1
	LOUIS DIAS	1
	JOE COLLINS	1
	AMIEL HIRSH	1
	DAVID ALAN ROSS	1
	ANYONE ELSE	1
	JACK IMGLASS	1
	CHERYL LEVIN	1
	DANOVAN LEWIS	1
	DON YOUNGRAN	1
	DON'T KNOW	1
	ERNEST O'CONNER	1
	FRAZIER LANG	1
	GIOVANNI V. CICIONE	1
	H. IVENTASH	1
	HANNAH MILLER	1
	ANDREW LYON	1
	ARTHUR RUSTIGAN	1
	4	
	EZE ASO	4
	JENNIFER NEMMOU	1
	JOE REILEY	1
	JOSEPH ALPHONSO	1
	JOSHUA MUNROE	1
	KENNETH PROULX	1
	ME	1
	JEFFREY B.	1
	MINNIE MOUSE	1
	NOBODY	1
	NONA D. ABOVE	1
	PATRICK LOELLE	1
	PAUL J. PINAULT	1
	PAUL R. FRANCISCO	1
	RAY BARBATO	1
	THOMAS BROWN	1
	THOMAS ZELANO	1
	TIMOTHY COSTA	1
	MIKE KENNEDY	1
	ANDRA RENZI	1
	JEFF BARRES	1
	OSCAR	1

**RI GENERAL ELECTION**  
**November 7, 2000**

**WRITE-IN VOTES FOR FEDERAL AND STATE CANDIDATES**

<b>CONTEST</b>	<b>DISTRICT NAME</b>	<b>VOTES</b>	
STATE SENATE (cont'd)	4	AN HONEST DECENT CANDIDATE	
		ON LAW ABIDING	1
		ANYONE BUT	1
		ARTHUR PERRY	1
		DONALD FLECK, JR.	1
		HOWARD SHORE	1
		ISE	1
		IZE	1
	5	JOSPEH DELUCA	2
		TERRY PERRINO	1
		ROBERT DiFRANK	1
		JOE TORRE	1
		MARK L. BUSSELL., JR.	1
		OSCAR deLONG	1
		RAY COLA	1
		ROBERT THIBEAUT, SR.	1
		SCOTT HACKER	1
		SIMONE GIANFRANSISCO	1
		JIMMINEY CRICKET	1
		SUSAN FERREIRA	1
		ANYBODY ELSE	1
		TOM MULLANEY	1
		SPIDERMAN	1
		JIM D'AMBRA	1
		JAMES COLLARD	1
		GRAZIANO	1
		GARY MITCHELL	1
		CHUCK GEOPPO	1
		VINCENT CIANCI	1
		SAM POTTES	1
		MICHAEL PETRONE	1
		KRISTEN BUONHOUN	1
	JOHN TAYLOR, JR.	1	
	JOE J. JACKSON	1	
	JIM ROME	1	
	PETER DeIPONTE	1	
	FOSSA	1	
	ERIC VOLPE	1	
	A FICUSI	1	
	JIMMY HOFFA	1	
	6	ELIZABETH AMES	7
		ED HOLLAND	4
EDWARD HOLLAND		2	
ROBERT HUNT		2	
THE UNBORN		2	
ANYBODY ELSE		2	
R. HAROLD THOMAS		2	
ROBERT TINGLE		2	
FICUS	1		

**RI GENERAL ELECTION**  
**November 7, 2000**

**WRITE-IN VOTES FOR FEDERAL AND STATE CANDIDATES**

<b>CONTEST</b>	<b>DISTRICT NAME</b>	<b>VOTES</b>
STATE SENATE (cont'd)	6	
	DON SZUMILO	1
	DOUG BADGER	1
	ELEANOR GARDNER	1
	ELMER CONGDON	1
	DAVID WOOLER	1
	ERIC J. WINNS	1
	GARY CHAPMAN	1
	HENRY THATCHER	1
	JAMES KACZYNSKI, JR.	1
	JAY BURKE	1
	JAY SISSON	1
	JEFF JOHNSON	1
	ENRIQUE CASTILLO	1
	BARNEY	1
	SCOTT HEINZ	1
	ROBERT SMITH	1
	JACK REED	1
	AMES	1
	ANNA PRAGER	1
	ANTHONY G. CICCONE	1
	ANYONE	1
	BULLWINKLE MOOSE	1
	ASHLEY R. GARDINER	1
	CARL CONGDON	1
	BENEDICT ARNOLD	1
	BETTY BOOP	1
	BOB DOLE	1
	BOB MARCHAND	1
	BRIAN BANNON	1
	JENN HOUGH	1
	CAP SMITH	1
	ARTHUR C. BROWN	1
	SUZANNE MARTIN	1
	PAUL PLOTKIN	1
	RALPH NADER	1
	RICHARD OLSEN	1
	ROBERT CHARTRAND	1
	RYAN MURPHY	1
	SHIRLEY DUNCAN	1
	PAUL IACONO	1
	STEVEN GRASSO	1
	PAUL S. RICKSAKLER	1
	TARA STICKNEY	1
	THOMAS F. O'BRIEN	1
	WAYNE LEE	1
	BOB ROSE	1
	ANYONE ELSE	1
	BILL ROWAN	1

**RI GENERAL ELECTION  
November 7, 2000**

**WRITE-IN VOTES FOR FEDERAL AND STATE CANDIDATES**

<b>CONTEST</b>	<b>DISTRICT NAME</b>	<b>VOTES</b>
STATE SENATE (cont'd)		
	6	
		JOE BLACK 1
		STEVE LENNEY 1
		LOVE 22 1
		JOE EDWARDS 1
		JOHN C. STEDMAN 1
		JOHN KELLEY 1
		JOSEPH WERSAL 1
		KAREN JOHNSON 1
		KEITH MUNROE 1
		LISA DELANEY 1
		OTHER 1
		MARK LEVITT 1
		MARTHA STAMP 1
		MAUREEN MARTIN 1
		MICKEY MOUSE 1
		NO CONFIDENCE 1
		NO ONE 1
		NONE 1
		LEONA KELLEY 1
	7	
		ROBERT PALAZZO 8
		MICKEY MOUSE 2
		WILLIAM CLAY 1
		STEVEN F. SMITH 1
		DIRK HENNESSEY 1
		JOHN SMITH 1
		ERIC R. WOO 1
		GLENN ALEXANDER 1
		BIG AL 1
		BETTY RUSSELL 1
		ANYONE ELSE 1
		ANYBODY 1
		JOHN COLWELL 1
		REPUBLICAN 1
		CHRISTOPHER YOUNG 1
		IGLIOZZI 1
	8	
		KARI LANG 3
		ANYBODY ELSE 2
		MICKEY MOUSE 2
		CARRIE MARSH 2
		EDWARD FONSECA 2
		JUNE MASSEY 1
		LINDSAY SMALDI 1
		SOMEONE ELSE 1
		JOHN TAVARIAN 1
		RE. WILLIAM BEATTY 1
		GREG CONSTANTINO 1
		PAUL DESROSIERS 1
		REBECCA JOHNSON 1

**RI GENERAL ELECTION**  
**November 7, 2000**

**WRITE-IN VOTES FOR FEDERAL AND STATE CANDIDATES**

<b>CONTEST</b>	<b>DISTRICT NAME</b>	<b>VOTES</b>
STATE SENATE (cont'd)		
	8	
	JEREMY CUTLER	1
	JAMES HUYENG	1
	MICHAEL S. PURRO, JR.	1
	GUS GRANT	1
	CHARLES PINNING	1
	ANYBODY BUT HIM	1
	ALLAN LEWIS	1
	CAPRIO	1
	BILL CLINTON	1
	J.B. DeGIZZO	1
	9	15
	DONALD DUCK	3
	JUAN PICHARDO	1
	ARTHUR D. HUGHES	1
	BOZO	1
	DEGAITAS	1
	JAMES T McCORMICK	1
	KAREN E. SULLIVAN	1
	ME	1
	MICKEY MOUSE	1
	NONE OF THE ABOVE	1
	PETER STEELE	1
	RALPH NADER	1
	REFORM	1
	ROBERT AVEDISIAN	1
	DAVID KAROFF	1
	10	1
	MICHAEL JOHNSON	1
	JOE MOREINO, JR.	1
	JUAN PICHARDO	1
	MELBE DiPINA	1
	GWEN ANDRADE	1
	12	1
	RAYMOND PERRINO	1
	13	2
	MICKEY MOUSE	1
	ED SIRAVO	1
	S. GORIN	1
	CHRIS DORAZIO	1
	BOZO	1
	BEN TERRY	1
	ARNIE LARSON	1
	REPUBLICAN	1
	NONE	1
	DAN SULLIVAN	1
	DONALD DUCK	1
	FRANK DiBIASE	1
	JACVONY'S DOG	1
	JAMES M. McLAREY	1
	JANA POLOFSHY	1
	JOHN DOE	1
	JOHN SMITH	1

**RI GENERAL ELECTION**  
**November 7, 2000**

**WRITE-IN VOTES FOR FEDERAL AND STATE CANDIDATES**

<b>CONTEST</b>	<b>DISTRICT NAME</b>	<b>VOTES</b>
STATE SENATE (cont'd)		
	13 KEVIN McALLISTER	1
	MICHAEL CAVALLO	1
	ANYONE	1
	DAVID M. SMITH	1
	14 ADOLF HITLER	1
	KENNETH FALCONE	1
	JACK KENDRICK	1
	15 STEVEN VOLANTE	2
	JOHN DOE	1
	JOHN BIAFORE, JR.	1
	JAMES DONEVAN	1
	DENISE CAMERON	1
	ARTHUR DOUGLAS	1
	MATTHEW CARTER	1
	MICHAEL O'BRIEN	1
	17 GEORGE ZAINYEH	2
	CHARLES GRAVES	2
	SHARON HEBERG	2
	RAY MC KAY	2
	ROD DRIVER	1
	ROBERT SISTI	1
	RON WITT	1
	RICUS TREE	1
	ROBERT F. REID	1
	ROGER CLEMENS	1
	SCOTT SAUER	1
	SEAN FOLEY	1
	SUSAN GROH	1
	THE ROCK	1
	WILLIAM LIEBRICH	1
	STEPHEN STRICKLIN	1
	GEORGE RICHARD	1
	ANDREW JOHNSON	1
	BOB PERCIVAL	1
	DAVE CAPUANO	1
	DICK SINSIDER	1
	DONALD DUCK	1
	ALYSSA FERLAND	1
	PINOCCHIO	1
	GERALD HARKINS	1
	HARRY POTTER	1
	HOMER SIMPSON	1
	JOHN DOE	1
	JOYCE ANDRADE	1
	JUSTIN HOLDEN	1
	LOUIS POULER	1
	PABLO RODEIQUEZ	1
	JIM EARLY	1



**RI GENERAL ELECTION**  
**November 7, 2000**

**WRITE-IN VOTES FOR FEDERAL AND STATE CANDIDATES**

<b>CONTEST</b>	<b>DISTRICT NAME</b>	<b>VOTES</b>	
STATE SENATE (cont'd)	17	MOE HOWARD	1
		S.J. POY	1
		MICKEY MOUSE	1
		MICHAEL MC MANUS	1
		MICHAEL WOODS	1
	18	GEORGE DURHAM	3
		GLEN MC GLYNN	2
		STEPHEN PASCUCCI	1
		CAITLIN POPE	1
		DAVE SMITH	1
		TIM HAXTON	1
		ROBET WEYGAND	1
		WILLIAM D. PROCTOR	1
		BRIAN WERTH	1
		ALFRED GEMMA	1
		ANTHONY CORRENTE, JR.	1
		ROBERT LANDI	1
		DOUGLAS STAHR	1
		DAVID PRESTON	1
		ANTHONY CORRENTE	1
		MICHAEL DONNELLY	1
		ERNEST LABRIE	1
		GEOFF CLEMENTS	1
		JASON MOQUIN	1
		JIM BURKE	1
		JIM MC GUIRE	1
		JOHN DOE	1
		JUDITH MOQUIN	1
		KATHERINE M. PENNINGTON	1
		LAURENE DEL HAGEN	1
		LEO CHANDRONNET	1
		LISA ZAPATA	1
		CHARLES DONOVAN, SR.	1
		MARY MC GINNEY	1
		RICHARD MOQUIN	1
		MICHAEL J. HOGAN	1
		RICHARD LAMBERT	1
		RALPH WALSH	1
		PAUL WAYSS	1
		NORMAN CLEGG	1
		MIRHAN SERABIN	1
		MIKE COSTELLO	1
		MICKEY MOUSE	1
	19	VICTOR MOFFETT	1
		RAINVILLE	1
		JAMES MUNROE	1
	20	ANYONE ELSE	2
	MICHAEL J. FLYNN	2	

**RI GENERAL ELECTION**  
**November 7, 2000**

**WRITE-IN VOTES FOR FEDERAL AND STATE CANDIDATES**

<b>CONTEST</b>	<b>DISTRICT NAME</b>	<b>VOTES</b>	
STATE SENATE (cont'd)			
	20	MICKEY MOUSE	2
		RON FERRIERE	1
		JAMES SPEARMAN	1
		RONALD REAGAN	1
		GREEN PARTY CANDIDATE	1
		GOOFY	1
		JEFFREY D. SOWA	1
		ELDRIC WOODS	1
		SALVADOR MARSOCCI	1
		DONALD DUCK	1
		CHRIS MAINELLI	1
		GEOFFREY POWERS	1
		JOE FORRE	1
		REEVES	1
		MICKEY MOUSE	1
		KEVIN BROWN	1
		LEO BLAIS	1
		JOHN BLAKE	1
		KEVIN M. LaROSE	1
		JOE SMITH	1
		WILLIAM ALBRO	1
		WARREN DEITZEL	1
		KEITH MOON	1
		OTTO VON HIMMLER	1
		STEPHEN D. ALVES	1
		CAMERON SECHIO	1
		ANYONE	1
		THOMAS E. ROMANO	1
		FRANCIS THEROUX	1
		DIST. 19 PALAZZO	1
		SCOTT BIGELOW	1
		ED SMITH	1
		CATHY HETU	1
		DAVID F. KENNEDY JR.	1
		FRANCIS H. GALLER	1
		VICTOR DIROCHA	1
		ROBERT L. JENNA JR.	1
		ALVES	1
		MARY C. OSTRONSKI	1
		JOHN CARLOC	1
		AL GORRE, JR.	1
		ANYBODY	1
		GREGORY C. HART	1
		ANY REPUBLICAN	1
	21	JOSEPH P. HENRY	1
	22	MAX L. MESSER, JR.	1
		CARL GLASS	1
		JAMES MARTIN	1

**RI GENERAL ELECTION**  
**November 7, 2000**

**WRITE-IN VOTES FOR FEDERAL AND STATE CANDIDATES**

<b>CONTEST</b>	<b>DISTRICT NAME</b>	<b>VOTES</b>	
STATE SENATE (cont'd)	22	JOHN S. MARSHALL	1
		PETER CAPALBO	1
		PIETER VAN SCIVER	1
	23	ROBIN PORTER	1
		PAUL J. THOMAS	1
		JAMES SHEEHAN	1
		GREEN PARTY CANDIDATE	1
		WALT DISNEY	1
	24	STEVEN BRUNERO	1
		JOE TREFTEN	1
		RICK CHARION	1
		GUY RIZZO	1
		JOHN A. NOTTE III	1
		MARY PASHESKE	1
		P. SUZANNE MILLER	1
		GEORGE NIPPO	1
	25	JEFF JOHNSON	2
		ROD DRIVER	1
		ANYBODY ELSE	1
		BOB ARMSTRONG	1
		DICK HURTS	1
	26	THOMAS F. DI PIETRO	2
		CLAUDE PAWLESS	2
		SEAN PURDON	2
		GIORGIO S. GENCARELLI	2
		MICKEY MOUSE	2
		GEOFF GOODMAN	1
		ROD DRIVER	1
		ROBERT BROCKMAN	1
		PETE FIDRYCH	1
		PAT DOUGLAS	1
		NORMAN LANLOIS	1
		NICK COBLEIGH	1
		TOM CAT	1
		MICHAEL SMITH	1
		TARA SANQUELOICE	1
		JASON WESSON	1
		NONE	1
		FRED RHODIN	1
		EMELINE HUBATES	1
		DICK BROWN	1
		DEMOCRAT	1
		CASWELL COOKE	1
		CAROLYN FREEMAN	1
		CANDIDATE GREEN PARTY	1
		ANYONE BUT	1
		KATHLEEN E. SMITH	1
	MIKE RILEY	1	

**RI GENERAL ELECTION**  
**November 7, 2000**

**WRITE-IN VOTES FOR FEDERAL AND STATE CANDIDATES**

<b>CONTEST</b>	<b>DISTRICT NAME</b>	<b>VOTES</b>	
<b>STATE SENATE</b>			
(cont'd)			
	26	ZOE R. MC GRATH	1
	27	MICKEY MOUSE	1
		BRUCE SMITH	1
		BULLWINKLE MOOSE	1
		ED GRAVEL	1
	28	LOU VINAGRO	4
		MARIA TOCCO	4
		DEAN D'AQUILA	1
		BETLE JUICE	1
		ANGELA M. SHULMAN	1
		WILLIAM TOCCO	1
		DONALD DUCK	1
		KIWI MAN	1
		GREG SPIRITO	1
		MARIO PEZZATTI	1
		MARY KLETTE	1
		PAUL BESROCHES	1
		TOCCO, FR.	1
		TOCCO	1
		RICHARD CANADY	1
		RALPH ARUSSO	1
		HOWARD STERN	1
	29	ROD DRIVER	2
		MC	1
		ANTHONY R. ESTRELLA	1
		GREEN CANDIDATE	1
	30	TOM GREEN	1
		BRIAN LE BRUN	1
		ALBEE CORMIER	1
		GOD	1
		J.M. MUNDY	1
		JIM SALOME	1
		JOHN V. MARCANTONIO	1
		NORBERT MONGEON	1
	31	MICKEY MOUSE	5
		CRAIG D'AMBRA	2
		JAMES LANGEVIN	1
		ROGER JALETTE	1
		ROBERT D. PATTERSON	1
		RENE G. BEAUDOIN	1
		ME	1
		JONATHAN BRITE	1
		RON RICHARDS	1
		JOHN BECHNER	1
		JASON BORELLI	1
		CHRISTOPHER LATOILE	1
		ED BOUCIER	1
		CHARLES TURNER	1

**RI GENERAL ELECTION**  
**November 7, 2000**

**WRITE-IN VOTES FOR FEDERAL AND STATE CANDIDATES**

<b>CONTEST</b>	<b>DISTRICT NAME</b>	<b>VOTES</b>
STATE SENATE (cont'd)		
	31	ANYONE ELSE 1
		ALFRED NEUMAN 1
		ALBERT FOSTER 1
		JOHN G. FONTAINE 1
		GARY GIFFORD 1
	32	JOHN VANDAL 1
		JOHN DOE 1
		GLEN BARTHOLOMEW 1
		GARY STUART 1
		ED DOURE 1
		ED BOUCHER 1
		DENNIS TAGGETT 1
		SHERELL BRUNELLE 1
		BILL MORROW 1
		N. CHARRETT 1
		RONALD THIFALT 1
		PETER KOUTRUE 1
		PATRICK KEELEY, JR. 1
		NICK PICHOTTI 1
		LUCIEN PRATT 1
		DANNY LIPKA 1
	33	KYLE KINNIBURGH 1
	34	J. PEIRINO 1
		ROBERT OSTER 1
	35	AL BALDERA 5
		GORDON EVANS 1
		THOMAS DESAUTEL 1
		SIAPA ASA 1
		JASON BABOLA 1
		G. BREWER 1
		BOB FERRI 1
		ANYONE ELSE 1
		AL TREMLEY 1
	36	ARTHUR CORVESE 3
		DON LABBE 2
		ANYONE ELSE 2
		REPUBLICAN 1
		MATTEY REGINE 1
		BILL BONARDI 1
		RICKI MARTIN 1
		DONNA PARKER 1
		ANTHONY KETCHEL 1
		JASPER ANANIAN 1
		LAWRENCE J. BURKE 1
		LEO BERENDES 1
		WILLIAM KICLILI 1
		ALBERT PALLADINO 1
		DANIEL SNOWMAN 1

RI GENERAL ELECTION

November 7, 2000

WRITE-IN VOTES FOR FEDERAL AND STATE CANDIDATES

CONTEST	DISTRICT NAME	VOTES
STATE SENATE (cont'd)		
	37	NONE OF THE ABOVE 1
		VICTOR SANTOS 1
		JOE SMITH 1
		FORCINO 1
		RODGER GAGNON 1
		JOHN GROSSI 1
		MICKEY MOUSE 1
		REPUBLICAN 1
		ANTONIA MORRISON 1
	38	BACHINI 1
		ANTHONY DIAMIAMI 1
		GEORGE LEONARD 1
		BLACKY MANDEVILLE 1
		DICK HERTZ 1
		ALDEGE LAMBERT 1
		GEORGE ANDERSON 1
		STEVEN KAPALKA 1
		JAMES KELLEY 1
		JOHN TAVARES 1
		LINDA WALLING 1
		PETE MORSE 1
		RON DRIVER 1
		TOM TOTTEN 1
		ARTHUR FRECHETTE 1
		TERRI WALSH 1
		FRED JONES 1
	39	WILLIAM MAGUIRE 1
	40	THOMAS BILODEAU 1
		STEVEN MICROOLIS 1
		RICHARD LICHT 1
	41	RICHARD LICHT 2
		JOSEPH DESROSIERS 2
		MICHAEL MARCELLO 2
		HEATHER MARCINKO 1
		JEAN DELLA VECCHIA 1
		THOMAS ROMEO 1
		DON ALAN CARTER 1
		HOLLY HADOIAN 1
		KATE COYNE-McCOY 1
		ED CREIGHTON 1
		CRAIG LOVE 1
		BRAD GORHAM 1
		ALFRED E. NEWMAN 1
		TED NATALY 1
		DAVID GALLAGHER 1
		JOE BLOW 1
		KEN LUSIGNAN 1
		TOM CASEY 1

**RI GENERAL ELECTION**  
**November 7, 2000**

**WRITE-IN VOTES FOR FEDERAL AND STATE CANDIDATES**

<b>CONTEST</b>	<b>DISTRICT NAME</b>	<b>VOTES</b>	
STATE SENATE (cont'd)	41	ROGER HAWES	1
		ROBERT HOHLER	1
		MICKEY MOUSE	1
		CAROLYN WATKINSON	1
		MARTIN TOOHEY	1
		RAPTAKIS	1
		MICHAEL REEVES	1
		MARK SALZILLO	1
		JOSEPH P. SIDWELL	1
		LOUIS VINAGRO	1
		LOUIS L. VINAGRO JR.	1
		ELAINE CAPORIZZO	1
		MICHAEL COGGESHALL	1
		42	MICKEY MOUSE
	MEDEIROS		2
	BRIAN COOGAN		2
	NORM RIEGER		2
	JOSEPH P. MARTIN		1
	WILLIAM CASTRO		1
	WENDY PYPER		1
	VIC ALLIENELLO		1
	STEVEN J. SULLIVAN		1
	STEVE MELO		1
	SOMEONE ELSE		1
	ROGER NELMES		1
	KATHY MAHALERIS		1
	MARIA LOPES		1
	CHUCK PALUMBO		1
	JOHN O'HARE		1
	JOHN FAHEY		1
	JOHN DAVIES, JR.		1
	JENNIFER HATCH		1
	JELLO BIAFRA	1	
	J. LYNCH	1	
	G. LYNCH	1	
	PAUL ELSNAU	1	
	BARRY COOK	1	
	ANYONE	1	
	DONALD TRUMP	1	
	BILL IRONS	1	
	43	MICKEY MOUSE	5
		PHILIP	4
		J. McSTAY	2
MATTHEW GRANT		2	
NAOMI NULMAN		2	
TAYLOR TEMPLE		2	
ROBERT SULLIVAN	2		
DONALD DUCK	1		

**RI GENERAL ELECTION**  
**November 7, 2000**

**WRITE-IN VOTES FOR FEDERAL AND STATE CANDIDATES**

<b>CONTEST</b>	<b>DISTRICT NAME</b>	<b>VOTES</b>
<b>STATE SENATE</b>		
(cont'd)		
	43	
		DAVE MARCHETTI 1
		DARLENE SILVERA 1
		CHARLES COLLINS 1
		BOB DOLE 1
		JASON F. HALL 1
		BILL CHASE 1
		THEODORE PALIY 1
		B. COOK 1
		ARAM GARABEDIAN 1
		ANYONE ELSE 1
		ANYBODY 1
		ANTHONY THURBER 1
		BILL STRINGFELLOW 1
		ROGER OREFICE 1
		LAWRENCE MERLINO 1
		LUIS PEREIRA 1
		MIKE CLARE 1
		NONE OF THE ABOVE 1
		P. McSTAY 1
		PEGGY 1
		YO MAMA 1
		RICHARD WAUGH 1
		JASON J. OBREBSKI 1
		RONALD REAGAN 1
		STEVE POOLE 1
		DENNIS O'BRIEN 1
		VALERIE BRUZZI-KRSULIC 1
		ALICE COOPER 1
		K. BRADFORD 1
		RICHARD J. TOBIN, SR. 1
		FRED ALDRICH 1
		KEN REYNOLDS 1
	44	
		DAVE FOURNIER 2
		NEIL PERSONEUS 2
		RICHARD PRICE 2
		PEGGY MIRANDA 2
		MICKEY MOUSE 2
		JONATHAN DAVIS 2
		J. TISSON 2
		GREGORY McCARTHY 2
		JOE VARGAS 2
		CLIFFORD CARR 2
		AMIE PICARD 2
		MICHAEL GAUGHAN 2
		ANYONE ELSE 2
		AL SANTIE 2
		COOL MOOSE 1
		DAN ENOS, SR. 1



**RI GENERAL ELECTION**  
**November 7, 2000**

**WRITE-IN VOTES FOR FEDERAL AND STATE CANDIDATES**

<b>CONTEST</b>	<b>DISTRICT NAME</b>	<b>VOTES</b>
STATE SENATE (cont'd)	44	
	DAVID GORDON	1
	DAN GILLMAN	1
	ERICA HANNA	1
	WILLIAM LUMBERGH	1
	ANN CONNOR	1
	FICUS	1
	DAMIAN EANNARINO	1
	KRUEGER ANDERSON	1
	K. ANDERSON	1
	ALAN FEINSTEIN	1
	G. CAMERSON NIXON	1
	DAVID FATERA	1
	BENJAMIN CAISSE	1
	BART SIMPSON	1
	B. MASTERS	1
	FRED COURY	1
	M. MINTZ	1
	CHRIS FEENEY	1
	JOE WIRTH	1
	JONATHAN EDEN	1
	KEITH MORTON	1
	KEVIN BLANCHARD	1
	JENNIFER SARGENT	1
	BILL CLINTON	1
	JAY LITMAN	1
	MARK CHITTEN	1
	MARY GASBARRO	1
	MICKEY MOUSE	1
	RAY GIROVY	1
	NONE	1
	NICHOLAS WARD	1
	LINUS VAN PLET	1
	RICHARD SIMMS	1
	WENDELL LOWRY	1
	TIM MORGAN	1
	SUSAN STORY	1
	SUSAN QUINN	1
	JESSICA BULLOCK	1
	ROBERT MacLEA	1
	BULLWINKLE	1
	BILL LEE	1
	ANTHONY DeSISTO	1
	ANY DEMOCRAT	1
	ANTHONY ZURBA	1
	GARY TOLEDO	1
	JASON HIRSCH	1
	SANDRA BAKONE	1
	45	
	DONALD DUCK	1

RI GENERAL ELECTION

November 7, 2000

WRITE-IN VOTES FOR FEDERAL AND STATE CANDIDATES

CONTEST	DISTRICT NAME	VOTES
STATE SENATE (cont'd)		
	45	BLAYNE CUTLER 1
		IVAN G. RODRIGUEZ 1
		JOHN FARIA 1
		KEVIN FARIA 1
		RICHARD RUGGIERO 1
		ANNA HASKELL 1
	46	DONALD DUCK 5
		RONALD MACHTLEY 4
		HELEN MATHIEU 3
		WADE CONTNEY 2
		SANTA CLAUS 2
		JUNE GIBBS 2
		WILLIAM DOUGLAS 2
		STEVE ATEN 2
		MICKEY MOUSE 2
		JACQUELINE MURPHY 1
		KAREN NYGAARD 1
		KEN FOKEY 1
		PHIL HOLMES 1
		MARSHALL LUNDBERG 1
		ALEXANDER BANKY 1
		PETER J. McINTYRE 1
		R.J. SQUIRREL 1
		RICHARD CHAFTON 1
		ROBERT KUKLINSKI 1
		GEORGE EASLEY 1
		ROD DRIVER 1
		STEPHEN CABRAL 1
		STEVE ROBINSON 1
		TIMOTHY JACKSON 1
		TOM MERRITT 1
		ELIZABETH FORSHEE 1
		LOUIS VINAGRO 1
		MARK F. PIHARO 1
		MICKEY MOUSE 1
		NOEL CIAMIAELLO 1
		NOTA 1
		RUPUBLICAN 1
		F. ARRIGHIE 1
		KAREN J. NYGAARD 1
		GARY SYKES 1
		FICUS 1
		MINNIE MOUSE 1
		ERIC Daniel 1
		BUFFY CORREIA 1
		MATT SALCONE 1
		FRANCIS C. SPICOLA 1
		JOE CAROSI 1

**RI GENERAL ELECTION**  
**November 7, 2000**

**WRITE-IN VOTES FOR FEDERAL AND STATE CANDIDATES**

<b>CONTEST</b>	<b>DISTRICT NAME</b>	<b>VOTES</b>
STATE SENATE (cont'd)		
	46	
	EUGENE J. LOVE	1
	DAVE NEALY	1
	CLAUDETTE WALLACE	1
	CHARLES ABBOTT	1
	CAROL ZINNO	1
	C. HEILBORN	1
	BARBARA McLAUGHLIN	1
	BUDDY CIANCI	1
	SCOOBY DOO	1
	GARY MILANO	1
	GARIN VINCENT PACE	1
	FREDRICK BAXTER	1
	WERBLE	1
	FRANK SPICOLA	1
	MICHAEL SCHIPPER	1
	MICHAEL URBAN	1
	47	1
	AMARAL	1
	48	1
	WALTER FELAG	1
	TOM JOHNSON	1
	TIMOTHY JACKSON	1
	KENNETH BLAU	1
	BAILEY CORDEIRO	1
	MATT KIAZYIASKI	1
	ME	1
	MICKEY MOUSE	1
	NOTA	1
	TERESA PAIVA-WEED	1
	ROBERT McDEVITT	1
	49	2
	JOHN NORTON, SR.	2
	MICKEY MOUSE	2
	LAURA M. AIBEL	2
	JOHN TUCKER	2
	RICHARD BERGERON	2
	RICHARD HINES	2
	ALFRED NEWMAN	1
	RAYMOND DUNLEVY	1
	WALTER P. GREEN	1
	MILTON MILTON	1
	NORMA WILLIS	1
	PAUL ELKHART	1
	PAUL RUSSELL	1
	JOHN MURPHY	1
	PIKACHU	1
	JOHN FANTOLI	1
	RICARD DUSSAULT	1
	RICHARD EANNARINO	1
	ROBERT SMITH	1
	ROCCO ANDREOZZI	1

**RI GENERAL ELECTION**  
**November 7, 2000**

**WRITE-IN VOTES FOR FEDERAL AND STATE CANDIDATES**

<b>CONTEST</b>	<b>DISTRICT NAME</b>	<b>VOTES</b>
STATE SENATE (cont'd)		
	49	
	WILLIAM P. MURPHY	1
	SARAH CLARKE	1
	PETER OLSEN	1
	DAVID LAURIE	1
	ANYONE ELSE	1
	ANYONE ELSE REPUBLICAN	1
	ANYONE JN GOODING	1
	C.W. ARIEL	1
	CHRIS POWELL	1
	MEL WOLFE	1
	DAN LILLY, JR.	1
	STEVE McINNIS	1
	ELIZABETH ALLEN	1
	ELMER FUDD	1
	FRED GLOMB	1
	FRED PEASE	1
	GERRY McINTYRE	1
	JOE DRAGO	1
	CHRISTOPHER W. WESSELLS	1
	MARCUS BREAD	1
	RICHARD SARDELLA	1
	ANYONE ELSE	1
	DENNIS McCOY	1
	DONALD RODERICK	1
	HARRY GRAHM	1
	SUSAN FINN	1
	KENT GRIFFER	1
	M. DUTTON	1
	MARGARET O'NEILL	1
	MARGARET TROWE	1
	MINNIE MOUSE	1
	MULDER	1
	MYSELF	1
	RAY MIGNOGNA	1
	JOHN KNIGHT	1
	WYN REED	1
	JESUS CHRIST	1
	DAVID ELLISON	1
	CLIFF L. GULLER	1
	ATEN	1
	ARLENE VIOLET	1
	JOHN MORNING	1
	TED WILLIAMS	1
	STEVEN G. TONNELL	1
	WILLIAM H. MURPHY	1
	WANDA	1
	50	
	ANYONE ELSE	10
	JOHN COSETTO	7

**RI GENERAL ELECTION**  
**November 7, 2000**

**WRITE-IN VOTES FOR FEDERAL AND STATE CANDIDATES**

<b>CONTEST</b>	<b>DISTRICT</b>	<b>NAME</b>	<b>VOTES</b>
STATE SENATE (cont'd)	50	MSE	5
		MICKEY MOUSE	4
		CHRIS ROWE	3
		KATE LEONARD	2
		NONE OF THE ABOVE	2
		JOHN VIVEIROS	2
		JOHN DOE	2
		FRANCIS J. NAGLE	1
		CHARLES COOK	1
		H. AUCHINCLOSS	1
		GARY LOFTUS	1
		ERIN L. CLARK	1
		DONNA MAYTUM	1
		DON MARTIAN	1
		DON DEREK	1
		DEB ST. JOHN	1
		DAVID BERGERON	1
		DANIEL TIERNAN	1
		JAMES MILES	1
		D.B. HAYWARD	1
		JASON LYNCH	1
		CABRAL	1
		BRIAN GIBBS	1
		BEAVIS ROTHEAD	1
		BART SIMPSON	1
		BARBARA DAYTE	1
		ART CEBROWSKI	1
		ANTHONY SPIRATAS	1
		AMY MULGE	1
		ALICE COOPER	1
		AL GORE	1
		DANIEL BUCKLEY	1
		PAT MAHER	1
		WHO CARES	1
		TREVOR SHEEHAN	1
		TOM DIOMANDES	1
		SUSAN McCARTHY	1
		STEVNR WERNIKI	1
		STEVEN WERWICKY	1
		STEVE PERRY	1
		STEPHEN T. CURNEY	1
		RONALD GOSSET	1
		HOMER SIMPSON	1
		REV. BOB WILLIAMS	1
		YOUNG	1
		MURIEL H. PORTER	1
		MICHAEL YOUNG	1
		LINGOLN-CHAFEE	1

**RI GENERAL ELECTION**  
**November 7, 2000**

**WRITE-IN VOTES FOR FEDERAL AND STATE CANDIDATES**

<b>CONTEST</b>	<b>DISTRICT</b>	<b>NAME</b>	<b>VOTE</b>
<b>STATE SENATE</b>			
(cont'd)	50	KATHY HENRY	1
		KAREN SMALL	1
		JOHNNY PETERS	1
		JOHN P. VIVEIROS, JR.	1
		JOEY BAGGA DONUTS	1
		JOE TREMBLY	1
		JIM BENNETT	1
		ROBERT MacDOUGALL	1
<b>STATE REPRESENTATIVE</b>			
	1	KENNEDY	9
		CABRAL	6
		NONE OF THE ABOVE	1
		THOMSON	1
		ROBERT WEYGAND	1
		NATHANIEL JONES	1
		GRZYCH	1
		ERIC TONG	1
		DIKEMBE MUTUMBO	1
		GREG GERRITT	1
		ROD DRIVER	1
	2	TIMOTHY L. McGEE	1
		JOE PETIT	1
		ME	1
		MICKEY MOUSE	1
		PAT HORNE	1
		PAUL CRAWFORD	1
		THE PEOPLE'S	1
		WING CHAU	1
		JAMES ANDRADE	1
		TYLER DUZDUN	1
		M. MOUSE	1
		PAUL STRICKER	1
		BRADLEY NOWELL	1
		MICHAEL JOSEPH BROWN	1
		HARRY BILODIE	1
		ANTHONY BRITTO	1
		BUDDY CIANCI	1
		DENNIS WOOD	1
		ED REAVY	1
		GREEN PARTY CANDIDATE	1
		GREGORY P. SARGEANT	1
		ERNESTO FIGUEROA	1
		EVAN PLYNTON	1
	3	SETH ANDREWS	5

**RI GENERAL ELECTION**  
**November 7, 2000**

**WRITE-IN VOTES FOR FEDERAL AND STATE CANDIDATES**

<b>CONTEST</b>	<b>DISTRICT</b>	<b>NAME</b>	<b>VOTES</b>
STATE REPRESENTATIVE (cont'd)			
	3	ANYBODY ELSE	2
		VINCENT CIANCI	2
		JEFFREY WEISS	2
		DONALD ROACH	2
		EVAN PARNES	2
		MARK BERADO	1
		SENAY GOITOM	1
		MICKEY MOUSE	1
		MARK KAPLIN	1
		SCOT WOLF	1
		OTHER	1
		SETH COTTRELL	1
		SETH ANDREW	1
		THEODORE J. SCHATTNER	1
		VICTORIA HARRIS	1
		WINONA LADUCKE	1
		MARK A. KAPLOWITZ	1
		KENNETH PROULX	1
		TODD AWUMLER	1
		ARLENE VIOLET	1
		LOVELLA HILL	1
		LILY KENDALL	1
		ALBERT AHN	1
		APRIL LUBKEMANN	1
		DAN SAVITT	1
		FISHMAN	1
		JANE JOUKOWSKY	1
		JOHN TOMASI	1
		JOHN V. KEAN	1
		JONAS B. HEBERHAFFER	1
		KRIS LAPKE	1
		ANYONE ELST	1
	4	MICKEY MOUSE	3
		RALPH NADER	1
		JIM D'AMBRA	1
		KAREN COLGAN	1
		KELLY HOUSE	1
		LEE-AN GOTTIEB	1
		JANET LUNIY	1
		MARTHA BENNETT	1
		MARTIN POWERS	1
		MOLLY LEDERER	1
		NONE OF ABOVE	1
		NONE OF THE ABOVE	1
		JACK IMGLASS	1
		PAULA VOGEL	1
		DAN GORRIARN	1

**RI GENERAL ELECTION**  
**November 7, 2000**

**WRITE-IN VOTES FOR FEDERAL AND STATE CANDIDATES**

<b>CONTEST</b>	<b>DISTRICT</b>	<b>NAME</b>	<b>VOTES</b>
STATE REPRESENTATIVE (cont'd)			
	4	RITA WILLIAMS	1
		ROBERT CLARKIN	1
		SMITH	1
		PATRICK DRISCOLL	1
		BUTCH CASSIDY	1
		THOMAS PEARLMAN	1
		DAN COLLINS	1
		STEVE ERLE SNOW	1
		ANNA CHICHUCHI	1
		ALLAN FELDMAN	1
		ANYONE	1
		BILL FISHER	1
		DON YOUNGRAN	1
		BRUCE WOLPERT	1
		IRENE ZIGLER	1
		CHARLES BAKST	1
		CHERYL LEVIN	1
		DAVID CROSBY	1
		E. HALZEL	1
		GREGORY HAMILTON	1
		H. IVENTASH	1
		HUGH J. BOYLE	1
		BROCK BIERMAN	1
	5	MARSHA GIBBER	2
		DON'T KNOW	1
		ROB DIAMOND	1
		TERESA KING	1
		V. WILLIAMSON	1
	6	ME	2
		RON BIANCO	1
		NONA D. ABOVE	1
		EZO ASO	1
		EZO	1
		DONALD FLECK, JR.	1
		DONALD DUCK	1
		RAY BARBATO	1
		DARTH VADER	1
		ANYONE	1
		EUGENE MATTEDO	1
	7	ANYBODY ELSE	2
		ANYONE ELSE	2
		RONALD J. BOWSER II	2
		TOMMY HAYES	1
		KEN RICHARDSON	1
		STYBORSKIJOZ	1
		SCOTT RAKOWSKI	1
		MICKEY MOUSE	1
		ME	1



RI GENERAL ELECTION

November 7, 2000

WRITE-IN VOTES FOR FEDERAL AND STATE CANDIDATES

CONTEST	DISTRICT	NAME	VOTES
STATE REPRESENTATIVE (cont'd)			
	7	MADONNA	1
		LINCOLN ALMOND	1
		TIMOTHY COSTA	1
		BRUCE McCRAE	1
		JOE TORRE	1
		PATRICK KENNEION	1
		ANTHONY KEIDAS	1
		DAVID BROWN	1
		DEBORAH PAYTON	1
		JOE BELLO	1
		JAMES COLLARD	1
		JENNIE MAGINOT	1
		JOANNE GIANNI	1
		J. DELUCA	1
	8	KARI LANG	3
		CARRIE MARSH	2
		JOHN TAVANIAN	1
		JOSHUA MUNROE	1
		LARRY CONROY	1
		NOT THIS GUY	1
		NO ONE	1
		GUS GRANT	1
		WILLIAM HAGEN	1
		SOME ONE ELSE	1
		LISA CAROZZA	1
		JOHN LONGO	1
		GEORGE LYNCH	1
		CRAIG MARKERIAN	1
		CHRIS SPINA	1
		CHARLES PINNING	1
		ANYBODY ELSE BUT	1
		ALLAN LEWIS	1
		JOHN McCain	1
		JOHN LONGO	1
	9	BARBARA THURMAN	5
		WAYNE LAPIERRE	1
		THURMAN	1
		REBECCA JOHNSON	1
		JANET KELLER	1
		CARI LONG	1
		BETTY RUSSELL	1
		JUNE MASSEY	1
		ANYBODY ELSE	1
		DAWN OLIVER	1
	10	EVA GEOPPO	4
		JOSEPH DeLUCA	4
		ROBERT DiFRANK	2

**RI GENERAL ELECTION**  
**November 7, 2000**

**WRITE-IN VOTES FOR FEDERAL AND STATE CANDIDATES**

<b>CONTEST</b>	<b>DISTRICT</b>	<b>NAME</b>	<b>VOTES</b>
STATE REPRESENTATIVE (cont'd)			
	10	WILLIAM THIBEAULT	2
		BOB SAYLES	2
		PETER N. WASYLYK	2
		GARY MITCHELL	2
		DR. FRANK BRUNO	2
		DOTTY McCAFFREY	2
		JOHN TAYLOR, JR.	1
		JOE J. JACKSON	1
		M.L. MULLANEY	1
		KRISTEN BUONHOUN	1
		ANTHONY ZAVOTTA	1
	11	ROBERT ALLON	1
		FOSSA	1
		ANYONE ELSE	1
		LOUIS VINAGRO	1
		SAL MANCINI	1
		KIWIMAN	1
		STEPHEN MACCHIONE	1
		WILLIAM SGAMBATO	1
		THOMAS COSTA	1
	12	ANYONE ELSE	4
		GARTH PALMA	2
		DINK HENNESSEY	2
		DAVID IGLIOZZI	2
		CHRIS WEISS	2
		MINNIE MOUSE	2
	13	LIMA	4
		ANYBODY ELSE	2
		STEVEN ROBITAILLE	1
	14	EDWARD FONSECA	4
		CONSTANTINO	3
		J.B. DeGIZZO	2
		MICKEY MOUSE	2
		ANYBODY ELSE	2
		ANYONE ELSE BUT	2
		JOHN McCARLLEY	1
		JEFF VICTOR	1
		DONALD NOONON	1
		DAVID F. HAMLIN	1
		DONALD NOONAN	1
	15	SCOTT COPLEY	1
		DAVID A. VAN DYKE	1
	16	ULLA VIRKS	1
		JOSEPH VAN DEN BOSCHE	1
		CAROL BAKER	1
	17	DILANIA INOA	2
	18	MICHAEL JOHNSON	1

**RI GENERAL ELECTION**  
**November 7, 2000**

**WRITE-IN VOTES FOR FEDERAL AND STATE CANDIDATES**

<b>CONTEST</b>	<b>DISTRICT</b>	<b>NAME</b>	<b>VOTES</b>
STATE REPRESENTATIVE (cont'd)			
	18	PEDRO ESPINAL	1
		JOE MOREINO	1
	19	REFORM	1
	20	PETER da CUNHA	1
		NONE OF THE ABOVE	1
		ME	1
		JUAN PICHARDO	1
		DONALD DUCK	1
		ANYONE	1
		ARTHUR DIHUGHES	1
		GONZALO CUERVO	1
	21	SALVATORE ZINCONE	1
		HOWDY DOODY	1
		BULLWINKLE	1
	22	JOYCE A. McLAREY	1
		JULIAN De MARCO	1
		JOHN DOE	1
		DAVID DeMAIO	1
		BOZO	1
		AL CRUDALE III	1
		MIKE DORAZIO	1
		JOHN SMITH	1
		ROD CARRI	1
	23	GARY GARABEDIAN	3
		DONALD DUCK	2
		EVAN FRANK	2
		ARAM GARABEDIAN	2
		BERNIE DEL BONIS	1
		JAMES GINOLFI	1
		MICKEY MOUSE	1
		RAYMOND HICKS	1
		SAM PARENTI	1
		FRANK GAGLIONE	1
		BERNARD DEL BONIS	1
		BEN TERRY	1
		ARNIE LARSON	1
		ANYONE	1
		ANTHONY LANDI	1
		X	1
	24	MICKEY MOUSE	2
		BOB GAMBARDELLI	1
		AL FRANKEN	1
		ANYBODY BUT	1
		ANYBODY ELSE	1
		DANIEL A. O'CONNELL	1
		CONLEY	1
		LINCOLN D. CHAFFEE	1

**RI GENERAL ELECTION**  
**November 7, 2000**

**WRITE-IN VOTES FOR FEDERAL AND STATE CANDIDATES**

<b>CONTEST</b>	<b>DISTRICT</b>	<b>NAME</b>	<b>VOTES</b>
STATE REPRESENTATIVE (cont'd)			
	24	REPUBLICAN	1
		MARK FROENZA	1
		NONE	1
		PAUL KESSIMIAN	1
		JEFF BARONE	1
		DONALD DESROCHERS	1
		JOSEPH A. MARAIA	1
		ANYONE BUT FRANK	1
		REPUBLICAN	1
		JOSEPH H. DESLAURIERS	1
		JOE CAMEL	1
		ANYONE	1
		JACK KENDRICK	1
	25	ANYBODY ELSE	1
		ED MARRAPESE	1
		RICHARD PERLMAN	1
		MICKEY MOUSE	1
		TANIA TORKOMIAN	1
		MICKEY MOUSE	1
		LITTLE MISSY	1
		JOE BELL	1
		ROBERT HAROTUNIAN	1
		PAUL FERRARA	1
	26	JASPER P. BEDROSIAN	2
		CARL DEL BONIS	1
		CATHERINE CIARLO	1
		CHRIS McCARTHY	1
		CARL ASPRINIO	1
		JAY MIGNACCA	1
		ANYBODY BUT DEMOCRAT	1
		LARRY REYNOLDS	1
		LARRY STEINGOLD	1
		DAVID MARSELLA, ESQ.	1
		BOB DOLE	1
		BEVERLY OUELLETTE	1
		LEOPOLD	1
		ANTHONY CONTI	1
		MICKEY MOUSE	1
		PAUL DURFEE	1
		RAYMOND D. BOSCHIE II	1
		SCOTT ROTONDO	1
		LOUIS J. VINAGRO	1
		BETTY MARTIN	1
	27	FRANK SINATRA	1
		MICKEY MOUSE	1
		BOB HOPE	1
		STEPHEN P. LEVESQUE	1

**RI GENERAL ELECTION**  
**November 7, 2000**

**WRITE-IN VOTES FOR FEDERAL AND STATE CANDIDATES**

<b>CONTEST</b>	<b>DISTRICT</b>	<b>NAME</b>	<b>VOTES</b>
STATE REPRESENTATIVE (cont'd)			
	27	VILLARI	1
		O	1
		KEN BIANCHI	1
		JOHN WINDLE	1
		CHRIS SANTILLI	1
		ANYONE	1
		"ANYBODY BUT HIM"	1
		GRANT CULLEZ	1
		PAUL REED	1
	28	ROBERT SULLIVAN	2
		AL SABELLA	1
		ANYONE BUT	1
		BARBARA CURTIN	1
		WENDY COLLINS	1
		DOLORES M. WALKER	1
		RICHARD DIMMLER	1
		TOM CHAPMAN	1
		ROBERT CARDOZA	1
		SAMUEL CLEMENTS	1
		HOWDY DOODY	1
		ACADIA STEVENS	1
		ANYONE ELSE	1
		HOWARD LODGE	1
		RAYMOND FOLEY	1
		PETER F. McSTAY	1
		LORING FORCIER	1
		MARY JEAN KRUEGER	1
		MIDE HAGBERG	1
	29	JANE DOE	1
		MATTHEW CARTER	1
		HOMER SIMPSON	1
	30	MICKEY MOUSE	2
		PAUL CANNISTRA	1
		MICHAEL KOZUSKO	1
		ANDREW OBER	1
		ANY REPUBLICAN	1
		BOB CAPRON	1
		BRAD CONNER	1
		RALPH JONES	1
		RENAI TAYLOR SANCHEZ	1
		RICK MURPHY	1
		ROBERT E. SAWYER	1
		ROBERT KNIGHT	1
		SCOTT RICE	1
		STEVEN RIVERA	1
		T. DEVINE	1
		HARRY HAMEDIJIAN	1

**RI GENERAL ELECTION**  
**November 7, 2000**

**WRITE-IN VOTES FOR FEDERAL AND STATE CANDIDATES**

<b>CONTEST</b>	<b>DISTRICT</b>	<b>NAME</b>	<b>VOTES</b>
STATE REPRESENTATIVE (cont'd)			
	30	LAURIE GOULD	1
		WILLIAM COCROFT	1
		KATHLEEN SCHMIDT	1
		JOHN CUNNINGHAM	1
		JENNA JAMESON	1
		JAMES HATZELBERGER	1
		PETER SANTO	1
		MATT MAN	1
		GERALD THEBERGE	1
		FRED SKIDMORE	1
		FLIPPER	1
		ETHAN SHOLES	1
		DONALD DUCK	1
		CHRIS CARRON	1
	31	DANIEL HOYE	2
		WATSON	2
		DONALD SCHOCK	2
		S.G. PAYNE	1
		MYRNA GEORGE	1
		MICHAEL COMIRE	1
		MARY SZABO	1
		JANET PINDAK	1
		JAMES C. MAGENNIS	1
		ERIC MULLER	1
		B. GORHAM	1
		ADRIENN E. TAYLOR	1
		MILLER	1
		ROBERT MacMILLAN	1
		ANYONE BUT	1
		TODD BUCKLEY	1
		BRIAN FUGERE	1
		RICHARD WALTON	1
		BENJAMIN FLAM	1
		CHARLES R. POPE	1
		DAFFY DUCK	1
		DAVID POLARD	1
		FRED SCHULTZ	1
		JAMES BURBRIDGE	1
		JO ANNE McOSKAR	1
		DONALD DUCK	1
		JONI DeVITO	1
		DOMENICO FEROCCE	1
		GREEN PARTY CANDIDATE	1
		REPUBLICAN	1
		ROBERT A. REMICK	1
		RICHARD CALK	1
		MIKE BOESCH	1

RI GENERAL ELECTION

November 7, 2000

WRITE-IN VOTES FOR FEDERAL AND STATE CANDIDATES

CONTEST	DISTRICT	NAME	VOTES
STATE REPRESENTATIVE (cont'd)			
	31	MATT BRANNIGAN	1
	33	DONNA TRAVIS	4
		ROD DRIVER	2
		STEPHEN HENRY MILLS	2
		MICKEY MOUSE	1
		STEPHEN BESSETTE	1
		STEPHEN A. SLOAN	1
		PAUL WAGNER	1
		JUNE CORCORAN	1
		JOSHUA MAAZ	1
		HENRY WEBSTER	1
		ANYONE	1
		ADAM PLANTE	1
		BOB ALLAIRE	1
	34	L. MACOMBER	1
		ROBERT SISTI	1
		MICHAEL MC MANUS	1
		TED STRICKLIN	1
		RON WITT	1
		ROBERT F. REID	1
		RAY MC KAY	1
		MIKE CANNON	1
		MICKEY MOUSE	1
		ME	1
		KEN FARRELLY	1
		ARTHUR GROH	1
		KARRO DE FELICE	1
		JOHN DOE	1
		JOHN DEGRASSE	1
		JAMES WOODS	1
		GUY MONIZ	1
		SHAWN ADAMEC	1
		DAFFY DUCK	1
		ARCHIE BUNKER	1
		KATHY HAGERTY	1
	35	SCOTT TRAUDT	3
		JASON MOQUIN	2
		GLEN MC GLYNN	2
		ANTHONY LEE	1
		ROB PERCIVAL	1
		KIM GARTNER	1
		JOE FLAHERTY	1
		MINNIE MOUSE	1
		JIM EARLY	1
		J.E. FOURNIER	1
		GEORGE ZAINYEH	1
		BOB PAQUIN	1

**RI GENERAL ELECTION**  
**November 7, 2000**

**WRITE-IN VOTES FOR FEDERAL AND STATE CANDIDATES**

<b>CONTEST</b>	<b>DISTRICT</b>	<b>NAME</b>	<b>VOTES</b>
STATE REPRESENTATIVE (cont'd)			
	35	ANDREW JOHNSON	1
		R. BENTLEY	1
		DONALD MAC DONALD	1
		SCOTT SAUER	1
		LARRY FINE	1
	36	BRUCE J. DI CHIARO	1
		DOUGLAS STAHR	1
	37	ALFRED GEMMA	2
		EMIL GUINEA PIG	1
		AL FERRUOLO	1
		MICKEY MOUSE	1
	38	TRAVASSES	1
		JOHN GAULTT	1
		LUCIFER	1
		PAT LOMBARDI	1
		ROBERT L. JENNA JR.	1
		JOHN CHAFFEE	1
		STEPHEN D. ALVES	1
		MICKEY MOUSE	1
		STEPHEN A. ALVES	1
		ANYONE ELSE	1
		RALPH NADER	1
		JAMES MUNROE	1
		ANY REPUBLICAN	1
		BRIAN C. COOPER	1
		CHARLES MANSON	1
		CHRIS LECLAIR	1
		DONALD DUCK	1
		DUSTY RHODES	1
		FRANCIS THEROUX	1
		ANNE L. GOODREAU	1
	39	MIKE LEVESQUE	2
		F. RAYMOND	1
		ROD DRIVER	1
		TED WILLIAMS	1
		SCOTT D. BISHOP	1
		PAUL TENCHER	1
		GERALD H. FISHER	1
		AMANDA MARZILLO	1
		MARK LAWRENCE	1
	41	MICKEY MOUSE	2
		PAUL FOGARTY	2
		J.C. FLYNN	1
		JAMES VEIGA	1
		RICHARD McAULIFFE	1
		CHRISTOPHER SROIANI	1
		CHRIS W. COOK	1



**RI GENERAL ELECTION**  
**November 7, 2000**

**WRITE-IN VOTES FOR FEDERAL AND STATE CANDIDATES**

<b>CONTEST</b>	<b>DISTRICT</b>	<b>NAME</b>	<b>VOTES</b>
STATE REPRESENTATIVE (cont'd)			
	41	MARION MITCHELL	1
		VICTOR MOFFITT	1
	42	VICTOR MOFFITT	8
		SCOTT R. DUCKWORTH	2
		TROY ANASTASIO	1
		WALID HESHAM	1
		CATHY HETU	1
		DEREK JETER	1
		DONALD DUCK	1
		GEOFFREY POWERS	1
		JACQUILYN ROTHFUSS	1
		JAMES HALL	1
		JOHN PORCARO	1
		ROSEMARY HOBSON	1
		KEN HOBSON	1
		KEVIN M. LaROSE	1
		MICKEY MOUSE	1
		PEDRO MARTINEZ	1
		RENE PLANT	1
		RINGO STARR	1
		JOW LIEBERMAN	1
		TOM IZZO	1
	43	NEAL McNAMARA	1
		MICHAEL WESTERMAN	1
		MICHAEL SWEENEY	1
		JOHN HARRISON	1
		PETER CAPALBO	1
		ROBERT BELANGER	1
		ROBERT LANDI	1
		GREGORY deGROOT	1
		PETER VAN SCIEVER	1
		ROBERTA POTTS	1
		BRAMLEY	1
		TOM AHERN	1
	44	ANYBODY BUT	4
		PETER T. CARNEY	3
		ANYONE ELSE	3
		ANYBODY ELSE	3
		TERRILL BENANDER	1
		R. WEYGAND	1
		SID CAESAR	1
		TOM MELILLO	1
		TOM WILSON	1
		URBAN R. NANNIG	1
		ANYONE	1
		ALVIN HEY	1
		PAUL GUILMETTE	1

RI GENERAL ELECTION

November 7, 2000

WRITE-IN VOTES FOR FEDERAL AND STATE CANDIDATES

CONTEST	DISTRICT	NAME	VOTES
STATE REPRESENTATIVE (cont'd)			
	44	ANYBODY	1
		DONALD WISEHERT	1
		JIM BRADY	1
		JAMES P. BROOKS	1
		PAUL GRENON	1
		GREEN PARTY CANDIDATE	1
		ROBIN PORTER	1
		GARY WHITNEY	1
		JOHN B. ETCHINGHAM, JR.	1
		EDWARD DYKALA	1
		JAMES C. SHEENAN	1
		DEE VANDERPHYL	1
		DANIEL LIMA	1
		CLIFFORD MEILON	1
		CHARLES ELDRED	1
		BUFFY THE VAMPIRE SLAYER	1
		BILL FLYNN	1
		G. BUSH	1
		LOUIS VINAGRO	1
		N/A	1
		MIKE COOK	1
		GEORGE GRAHAM	1
		MICKEY MOUSE	1
		KEN D'AMBROSIO	1
		KEITH KENYON	1
		JUNE BROWN	1
		JOHN McINTYRE	1
		JOHN DOE	1
	45	ROBIN PORTER	1
		MELVOID J. BENSON	1
		KEN McKAY	1
		RAOUL HOLZINGER	1
		SCOTT MORGAN	1
		WILLIAM SHEPHARD	1
		CAPT. JAMES T KIRK	1
		JOSEPH INFANTOLINO	1
		BRIAN RICHARDS	1
	46	JIM SHEEHAN	1
		MIKE BARRY	1
		VOTAVA	1
		BEN LUTTON	1
	47	L.E. BOURCHARD	2
		GUIDO RIZZO	2
		BOB VOTAVA	2
		WILLIAM McKINNEY	2
		JOSEPH STEWART	1

**RI GENERAL ELECTION**  
**November 7, 2000**

**WRITE-IN VOTES FOR FEDERAL AND STATE CANDIDATES**

<b>CONTEST</b>	<b>DISTRICT</b>	<b>NAME</b>	<b>VOTES</b>
STATE REPRESENTATIVE (cont'd)			
	47	NANCY DEVANEY	1
		THOMAS GAMMING	1
		M. MOUSE	1
		JOHN COPELAND	1
		MICKY MOUSE	1
		JOHN MISTTOWSKI	1
		NO ONE	1
		PAT BRADY	1
		PETER McCAWLEY	1
		RALPH NADER	1
		SARA WHITRIGHT	1
		DICK NOONEY	1
		STEVE BABCOCK	1
		JOHN A. NOTTE III	1
		SIMONE NUNES	1
		DOUG WHITE	1
		SEAN O'NEILL	1
		SALLY MINETTI	1
		ROBERT KIMBALL	1
		MICKY MOUSE	1
		MEL JOHNSON	1
		MAURICE DEVINE	1
		CRAIG A. HARTMAN	1
		JEFF JOHNSON	1
		KRISTINE MANDEL	1
		ALLEN KEYES	1
		BILL PAQUET	1
		ANYONE ELSE	1
		ANYBOCY BUT HIM	1
		ALFRED E. NEWMAN	1
		AL PACINO	1
		ADAM BENJAMIN	1
		JOE SMITH	1
		FRED FLINTSTONE	1
		GEORGE LENIHAN	1
		DAWN GLADU	1
		JAMES DURKIN	1
		HARRY AMARAL	1
		GOOFY	1
		JOE CAMPIONE	1
		FRANK RUGGIERI	1
		FRANCIS KNIGHT	1
		ELMER FUDD	1
		EILEEN O'CONNOR	1
		DOLORES GAESS	1
		HANDRIGAN	1
	48	JEAN PAUL DUJARDIN	1

**RI GENERAL ELECTION**  
**November 7, 2000**

**WRITE-IN VOTES FOR FEDERAL AND STATE CANDIDATES**

<b>CONTEST</b>	<b>DISTRICT</b>	<b>NAME</b>	<b>VOTES</b>
STATE REPRESENTATIVE (cont'd)			
	48	RICHARD H. McDANIEL	1
		TIM HAXTON	1
		PAT HELMS	1
		ANNA MARIE STOCHI	1
		DAN MARINO	1
		JUDY McLAUGHLIN	1
		MICHAEL G. MANNIX	1
		EUGENE BERNARDO	1
	49	JOHN ROSE	1
		JOAN TURNER	1
		JAMES CREIGHTON	1
		MICKEY MOUSE	1
		CHERYL GRASSO	1
	50	KELLY CHAPMAN	1
		MIKE RILEY	1
		FRANK CHIARDIO	1
	51	RAYMOND LUEDER	5
		WALTER VIRGINSKI	4
		JOHN THOMPSON	4
		PATRICIA DOUGLAS	2
		MARYLOU WALTER	2
		DAN PANCIERA	1
		PATRICIA WICKLUND	1
		OTHER	1
		NONE	1
		MICHAEL RYAN	1
		LOVE 22	1
		JOHN CAREY	1
		JOE SMITHY	1
		EMELINE HUBATES	1
		ANYONE ELSE	1
		ANDREW COLLINSON	1
		XXXX	1
		SEAN GRIFFIN	1
		RUSSELL LENIHAN II	1
		REPUBLICAN	1
		PAUL GENCARELLA	1
		JACK DEVINE	1
	52	ROD DRIVER	1
		I. VANNA TINKEL	1
		PAUL EILERT	1
	53	CHER	1
		ME	1
	54	JEFF MERRITT	1
	55	ED CARDILLO	3
		VINAGRO	3
		ANYONE BUT HER	2

RI GENERAL ELECTION

November 7, 2000

WRITE-IN VOTES FOR FEDERAL AND STATE CANDIDATES

CONTEST	DISTRICT	NAME	VOTES
STATE REPRESENTATIVE (cont'd)			
	55	ERNIE PITICHELLI	2
		JAMES D. HICKLEY	2
		JOE ACCIARDO	2
		STEVE GINLIANI	2
		SUSAN CARLINO	1
		PAUL BESROCHES	1
		ANTHONY RICCI, JR.	1
		JOE MARINO	1
		JOE BLOW	1
		FRED LAUDER, JR.	1
		FRANK SUSI	1
		FATHER AL	1
		JOHN CONTI	1
		BOB PINGITORE	1
		ALFRED NEWMAN	1
		ANGELA M. SHULMAN	1
		ANA FINON LULLA	1
		ALPHONSE F. CAPALBO	1
		ALMO FUDE	1
		AL RUSSO	1
		RICHARD DELFINO	1
		DOLLY VALENTI	1
		KARLA SORENSON	1
		MARIO PEZZUTTI	1
		MARY SANDERS	1
		MO HOWARD	1
		PATRICIA PERILLO	1
		PORKY PIG	1
		JOHN PARISI	1
	56	WALTER A. COLAVECCHIO	2
		LOU VINAGRO	2
		PAUL BOISVERT	1
		RAYMOND REALE	1
		RON WILLIAMS	1
		DEAN D'AQUILA	1
		DONALD DUCK	1
		MARIA LOPES	1
		AL RUSSO	1
	57	ROD DRIVER	1
		ANTHONY R. ESTRELLA	1
		GREEN PARTY CANDIDATE	1
		MARLENE M. QUALLS	1
		MCNAMARA	1
		ROBERT ESPOSITO	1
	58	THOMAS DEMERS	2
		BOB JACKSON	1
		JONATHAN YUELE	1

**RI GENERAL ELECTION**  
**November 7, 2000**

**WRITE-IN VOTES FOR FEDERAL AND STATE CANDIDATES**

<b>CONTEST</b>	<b>DISTRICT</b>	<b>NAME</b>	<b>VOTES</b>
STATE REPRESENTATIVE (cont'd)			
	58	GREG OWREN	1
	59	RICHARD PETRIN	1
		PAULINE SULLIVAN	1
		BOB TURNER	1
		ANYONE	1
		SCOTT ALBANESE	1
		MICKEY	1
		R. ALBANESE	1
		ROBERT OSTER	1
		JACK NOLAN	1
		RYAN RADECKI	1
		FIGUS	1
	60	BILL FITZPATRICK	1
		MICKEY MOUSE	1
		ED GRAVEL	1
	61	CLARENCE NYDAM	3
		ANYONE ELSE	3
		MARY RYAN	3
		JAMES STEAD	2
		MICKEY MOUSE	2
		DAVID PRARIO	2
		KEVIN MITCHELL	1
		ABSTAIN	1
		ANYONE	1
		ANYONE ELSE	1
		CARL GREENLUND	1
		CHARLES DOHERTY	1
		CHRISTOPHER WOODIE	1
		PETER SMITH	1
		KENNETH PROCY	1
		GARRETH MUNDY	1
		LARRY FARBY	1
		MICKEY MOUSE	1
		REPUBLICAN	1
		ROBERT ZOMBIE	1
		SCOTT RABIDEAU	1
		TOM PYSCZYNSKI	1
		TWEEDLE DUM	1
		EDDIE PACHECO	1
		DAVE KACMARCIK	1
		ANYBODY ELSE	1
		GEORGE WILKINS	1
		FRANCIS JACQUES	1
		ROBERT EGAN	1
		ERIC MANLOW MUELLER	1
		ELMER FUDD	1
		RANDALL SMITH	1

**RI GENERAL ELECTION**  
**November 7, 2000**

**WRITE-IN VOTES FOR FEDERAL AND STATE CANDIDATES**

<b>CONTEST</b>	<b>DISTRICT</b>	<b>NAME</b>	<b>VOTES</b>
STATE REPRESENTATIVE (cont'd)			
	61	DAVID R. DUBOIS	1
		FARRELL MC MILLAN	1
		CHARLES MARTIN	1
		BOB MEO	1
		P.S. SMITH	1
		ROBERT J. SILVIA	1
		ROBERT HEALY	1
		ALAN E. STRICK	1
		ALBERT N. KING III	1
		DONALD DUCK	1
		JOHN M. WEST	1
		MICKEY C. MANTLE	1
		MICHAEL LEMAY	1
		MARK HENRY	1
		LINDA THIBAUT	1
		JAKE	1
		JOHN SMITH	1
		TOM MANDEVILLE	1
		JIM SALOME	1
		JEAN KRUZAN	1
		JAMES P. REILLY	1
		WILLY BOX	1
		TRACY NIEDZWIADK	1
		KEITH KURAK	1
	62	ANYONE ELSE	2
		ANYONE BUT HER	2
		MICKEY MOUSE	2
		ROBERT BOUCHER	2
		VINNIE WARD	1
		K. BIANCHI	1
		JIM SALOME	1
		HOWARD STERN	1
		HILLARY CLINTON	1
		GOD	1
		BUGGS C. BUNNY	1
		ANYBODY	1
		LINDA THIBAUT	1
		ANYONE ELSE	1
		BRIAN NEWBERRY	1
		ROGER SAYINI	1
		OTHER	1
		ME	1
		JOHN O'HEARNE	1
		JOHN D. BRIEN	1
		DAVID HAMMOND	1
		BARBARA BURLINGAME	1
		RICHARD DUBOIS	1

RI GENERAL ELECTION

November 7, 2000

WRITE-IN VOTES FOR FEDERAL AND STATE CANDIDATES

CONTEST	DISTRICT	NAME	VOTES
STATE REPRESENTATIVE (cont'd)			
	62	MIKE YUZEKCK	1
	63	ALFRED NEUMAN	1
		CRAIG D'AMBRA	1
		MINNIE MOUSE	1
	64	GREGORY MELLOR	2
		AL MICHAUD	2
		NANCY BENOIT	1
		BRIAN LE BRUN	1
		DIANE ROGERS	1
		FICUS	1
		HENRY RASCO	1
		IAN ZAGALIA	1
		ILLEGIBLE	1
		JERRY DELUCA	1
		ARTHUR C. BOUCHARD	1
		MARK LE BRUN	1
		BARBARA BURLINGAME	1
		RICHARD NIXON	1
		SARA GODON	1
		THOMAS F. KOGUT	1
		THOMAS KANE	1
		THOMAS LYNCH	1
		TONY BLAIR	1
		AL FONTAINE	1
		JOE LA FERRIERE	1
		ELMER FUDD	1
		STEFAN COUTURE	1
		RICHARD PARRILLO	1
		PAUL SOARS	1
		PATRICK KENNEDY	1
		LEE LAPIERRE	1
		KEN BIANCHI	1
		DAN M. JORDAN	1
		FRED KLOCKARS	1
		ANYBODY ELSE	1
		DAN DALEY	1
		ROGER DOLBEC	1
		SCOTT PERRY	1
		STANLEY PICKFORD	1
		RODNEY KING	1
		GERALD ST.GERMAIN	1
	65	CHRISTOPHER LATOILE	1
		JAMES GODIN	1
		JOHN VANDAL	1
		JOHNNY CASH	1
	66	MICKEY MOUSE	3
		VELMO CIAVARINI	1



**RI GENERAL ELECTION**  
**November 7, 2000**

**WRITE-IN VOTES FOR FEDERAL AND STATE CANDIDATES**

<b>CONTEST</b>	<b>DISTRICT</b>	<b>NAME</b>	<b>VOTES</b>
STATE REPRESENTATIVE (cont'd)			
	66	VINCENT BAGGADONUTS	1
		RONALD THIFAUULT	1
		JONATHAN	1
		ROLAND CHEHAIL	1
		GARY GIFFORD	1
		DONNA RILEY-LIEN	1
		DONALD DUCK	1
	68	KYLE KINNIBURGH	1
		KEN IANELLI	1
		FRANCIS PELTIER	1
	69	D. FOSTER	1
		SUSAN H. CLARKE	1
		ELMER FUDD	1
		NONE OF THE ABOVE	1
	70	MICHAEL ROLLINS	2
		JIM PRIMEAU	2
		BARBARA PRIMEAU	1
		CEAN HARRIS	1
		JIM ROME	1
		MICKEY MOUSE	1
		LOUIS LANNI	1
		JOE BLOW	1
	71	DON LABBE	2
		REPUBLICAN	2
		DEREK S. DI PIETRO	1
		MICKEY MOUSE	1
		KERION O'MARRA	1
		JAMES LANGEVIN	1
		REP CANDIDATE	1
		SALLY BABB	1
		MARIE KETCHEL	1
	72	DeMEULE	1
		ANDY LAMBERT	1
		BOB FERRI	1
		ANYONE ELSE	1
	73	AL BALDERA	2
		GORDON EVANS	1
		MICHAEL FARRELL	1
		VICTOR DEQUE	1
		THOMAS LAZIEH	1
	74	NONE OF THE ABOVE	1
		CHUCK E. CHEESE	1
		ARLENE VIOLET	1
		FORCINO	1
		ZORRO	1
		PAUL HARTEN	1
		ROBIN DUQUETTE	1

RI GENERAL ELECTION

November 7, 2000

WRITE-IN VOTES FOR FEDERAL AND STATE CANDIDATES

CONTEST	DISTRICT	NAME	VOTES
STATE REPRESENTATIVE (cont'd)			
	75	MICHAEL SHAW	3
		JOHN ALVES	1
		TERRI WALSH	1
		MICHAEL HORAN	1
		L. VINAGRO, JR.	1
		MARY BRAY	1
		VICTOR SANTOS	1
	76	DAVID ALAN ROSS	1
		LOUIS DIAS	1
		GEORGE LEONARD	1
		KARI LANG	1
	77	PHIL BARROS	3
		FRED JONES	1
		STEVEN KAPALKA	1
		JOE DONAHUE	1
	78	JAMES DOYLE	2
		PHIL BARROS	1
		JUSTIN ABSHER	1
		JIM ROME	1
		JAMES MURRAY	1
		HENRY JOHNSON	1
	79	DAVID MORAN	2
		GEORGE LARRIVEE	1
		JACK WHITE	1
		ELAINE CODERE	1
		RODGER NADEAU	1
		TODD SANTOS	1
		DENISE RICHARD	1
		JAMES LANGEVIN	1
		JEREMY BLOCH	1
		SUSANNA ENOS	1
		JOHN B. SANTOS	1
		JUSTIN DURAND	1
		KEVIN BARON	1
		KIMBERLY TAYLOR	1
		LINCOLN CHAFFEE	1
		M. HETU	1
		RACHEL McKENZIE	1
		WILLIAM BROWN	1
		EARL BUCHANAN	1
		CHRIS YOUNG	1
		B. LILIENTHAL	1
		DICK MORRISON	1
	80	J. GAGNON	2
		HEATHER MURPHY	1
		JOHN BERGERON	1
		JOHN MOTA	1

**RI GENERAL ELECTION**  
**November 7, 2000**

**WRITE-IN VOTES FOR FEDERAL AND STATE CANDIDATES**

<b>CONTEST</b>	<b>DISTRICT</b>	<b>NAME</b>	<b>VOTES</b>
STATE REPRESENTATIVE (cont'd)			
	80	MICHAEL RONDEAU	1
		CHARLIE BROWN	1
		X	1
	81	JEFF TABOR	1
		PAT SHANLEY	1
		TERRY HOGAN	1
		BOB MANN	1
		DONNA DE MELLO	1
		KATE COYNE-McCOY	1
		MARY ANN SCOTT	1
		J. ALVES	1
	82	MASON WARING	4
		BRUCE A. BUTLER	2
		WILLIAM SIMPSON	2
		WILLIAM MAGUIRE	2
		SALVARORE ANNARUMO	1
		S. FERGUSON	1
		ROBERT P. CASEY	1
		NICHOLAS STRIKE	1
		MINNIE MOUSE	1
		MIKE McNAMARA	1
		MARY MALONEY	1
		MICHAEL CONTI	1
		ANYONE	1
		CHRISTOPHER COYLE	1
		WILLIAM MAIA	1
		J. SHANNON	1
		ANYONE ELSE	1
		CANDIDO ESTEVES	1
		CHARLES MELLO, JR.	1
		CHRIS PARENT	1
		CRISTIN ALMEIDA	1
		DAFFY DUCK	1
		ERIK HAWORTH	1
		ED LYNCH	1
		JOHN LYNCH	1
		JOHN O'HARE	1
		JOHN ROOKE	1
		KIMBERLY REGAN	1
		MacLANE	1
		DONALD DUCK	1
		PAT CARNAHAN	1
		TOM HODGE	1
		M. ANDERSON	1
		EDWARD LYONS	1
	83	MARIA LOPES	27
		MICKY MOUSE	3

**RI GENERAL ELECTION**  
**November 7, 2000**

**WRITE-IN VOTES FOR FEDERAL AND STATE CANDIDATES**

<b>CONTEST</b>	<b>DISTRICT</b>	<b>NAME</b>	<b>VOTES</b>
STATE REPRESENTATIVE (cont'd)			
	83	ANDREW CELLEMME	2
		NORMAN MIRANDA	1
		MEDEIROS	1
		KEITH SOUZA	1
		HARRY GARCIA	1
		EDITH BLESCH	1
		DANIEL CHASE	1
		DAFFY DUCK	1
		ANYONE ELSE	1
		PEGGY FARIA	1
		ROD DRIVER	1
	84	JOHN SMITH	2
		ANTONIO CABRAL	1
		BILL CHASE	1
		T.	1
		JIM RICE	1
		SANTOS	1
		RICHARD J. TOBIN, SR.	1
		GEORGE BROWN	1
		BOB DOLE	1
		D. MARCHETTI	1
		GOD	1
		GOOFY	1
		JASON J. OBREBSKI	1
	85	MARY POPPINS	3
		MICKEY MOUSE	1
		FRANCIS J. SOUSA	1
	86	MATTHEW GRANT	1
		JOANNE JOHNSON	1
		JACK SAVAGE	1
		RONALD REAGAN	1
	87	ALLAN KLEPPER	1
	88	JOHN SAUGER	1
		CHARLES BROWN	1
		G. CAMERON NIXON	1
		SHAWN RYDER	1
		ROBERT MacLEA	1
	89	ROBERT K. LEAHY, JR.	1
		ED MARTEL	1
		EDWARD F. WATKINS	1
		DAVID FRANCIS	1
		DAVID BLOUIN	1
		HAROLD CHAPMAN	1
		PHIL HOLMES	1
		NOEL CIMIAELLO	1
		MICKEY MOUSE	1
		LOUIS VINAGRO	1


**RI GENERAL ELECTION**  
**November 7, 2000**

**WRITE-IN VOTES FOR FEDERAL AND STATE CANDIDATES**

<b>CONTEST</b>	<b>DISTRICT</b>	<b>NAME</b>	<b>VOTES</b>
STATE REPRESENTATIVE (cont'd)			
	89	JOHN L. LYONS	1
		JOEY DE PASQUALE	1
		JEFFREY GONSALVES	1
		COOL MOOSE	1
	90	STEVE ROBINSON	3
		GEOFF BERG	1
		ROBERT SPEAKER	1
		ANGELO DiPIPPA	1
		IVAN RODRIGUEZ	1
	91	JEFF LUIZ	1
		MICHAEL OLIVER	1
	93	FICUS	1
		JOHN H. MAHER	1
	94	KERRY S. KENNEDY	1
	95	JUDITH TUCKER	2
	96	MICKEY MOUSE	2
		MICHAEL LANDOR	1
		ANYONE BUT MAHER	1
		CHARLES LEVESQUE	1
		FRANCIS OLIVEIRA	1
		GUY DUFAULT	1
		HENRY STEPHENS	1
		HUBERT LITTLE	1
		JAMES SEARY	1
		JEFF PINE	1
		JOAN B. QUICK	1
		JOE TAYLOR	1
		JOHN ROCHE	1
		MANNY DEMENZES	1
		TIMOTHY JACKSON	1
		MARCUS LEPORE	1
		ANYONE ELSE-GIVE US A CHOICE	1
		OZZY	1
		PAUL MURPHY	1
		PETE McINTYRE	1
		RALPH NADER	1
		RENE BENES	1
		ROBERT McDEVITT	1
		SUSAN WROBLEWSKI	1
		WILLIAM HORAN	1
		JUNE GIBBS	1
		JENNIFER TEASLEY	1
		MARSHALL LUNDBERG	1
	98	BATMAN	1
	99	BAILEY CORDEIRA	1

# **POLLING PLACE LOCATIONS**

**General Election  
November 7, 2000**



**RI GENERAL ELECTION  
November 7, 2000**

<b>Community</b>	<b>Precinct Number</b>	<b>Congress District</b>	<b>Senate District</b>	<b>Rep District</b>	<b>Voter District</b>	<b>Ward</b>	<b>Ward District</b>	<b>Polling Place</b>
BARRINGTON	101	1	44	087	01			Barrington High School - Music Room
	102	1	44	087	02			Primrose Hill School - Cafeteria
	103	1	44	087	03			Sowams School - Cafeteria/
	104	1	44	088	01			Middle School - Front Entrance
	105	1	44	088	02			Senior Center at the Library
	106	1	44	088	03			Nayatt School - Cafeteria
	107	1	44	088	04			St. John's Church - Field Hall
	108	1	44	088	05			Hampden Meadows School - Cafeteria/
	109	1						Barrington Town Hall
BRISTOL	201	1	45	090	01			Burnside Building
	202	1	45	090	02			Rockwell School
	203	1	45	090	03			Rockwell School
	204	1	45	090	04			Bristol Housing Authority - Community Room
	205	1	46	090	05			National Guard Armory - Rear
	206	1	45	091	01			Elder Care
	207	1	45	091	02			Elder Care
	208	1	46	091	03			National Guard Armory - North Side
	209	1	45	091	04			National Guard Armory - South Side
	210	1	46	093	01			Elder Care
	211	1						Bristol Town Hall
BURRELLVILLE	301	1	27	015	04			Oakland-Mapleville Fire Station - Left Side
	302	1	27	060	01			Pascoag Hose I
	303	1	27	060	02			Austin T. Levy School
	304	1	27	060	05			Beckwith-Bruckshaw Mem Lodge
	305	1	27	061	03			Nasonville Fire Station - Left Side
	306	1	30	061	3A			Nasonville Fire Station - Right Side
	307	1	27	061	04			Oakland-Mapleville Fire Station - Right Side
	308	1						Burrillville Town Hall
CENTRAL FALLS	401	1	35	072	01	01	01	Calcutt Middle School Room A
	402	1	35	072	03	02	01	M.I. Robertson School Room A
	403	1	35	072	05	03	01	Forand Manor Room A
	404	1	35	072	07	04	01	Wilfrid Manor Room A
	405	1	35	072	09	05	01	Capt. G.H. Hunt School Room A
	406	1	35	073	02	01	02	Calcutt Middle School Room B
	407	1	35	073	04	02	02	M.I. Robertson School Room B
	408	1	35	073	06	03	02	Forand Manor Room B
	409	1	35	073	08	04	02	Wilfrid Manor Room "B"
	410	1						Central Falls City Hall
CHARLESTOWN	501	2	25	016	01			Elementary School Gym - Left Side
	502	2	25	081	01			Elementary School Gym-Right Side



**RI GENERAL ELECTION  
November 7, 2000**

<b>Community</b>	<b>Precinct Number</b>	<b>Congress District</b>	<b>Senate District</b>	<b>Rep District</b>	<b>Voter District</b>	<b>Ward</b>	<b>Ward District</b>	<b>Polling Place</b>
CHARLESTOWN (cont'd)	503	2	25	081	02			St. Andrew's Lutheran Church
	504	2	25	081	03			Cross Mills Fire Station
	505	2	25	081	04			Charlestown Town Hall - Council Chambers
	506	2						Charlestown Town Hall
COVENTRY	601	2	21	024	01	2C		Blackrock School
	602	2	21	031	01	5D		Coventry High School
	603	2	20	031	02	5C		Woodland Manor II
	604	2	21	039	01	3A		Harris Fire Station
	605	2	21	041	01	2D		Washington Oaks School
	606	2	21	041	02	2B		Coventry Middle School
	607	2	21	041	03	3B		PNA Hall
	608	2	20	041	04	3C		Our Lady of Czenstochowa School
	609	2	21	041	05	3D		Knights of Columbus Hall
	610	2	21	041	06	2A		Coventry Community Center
	611	2	21	042	01	4A		Coventry Senior Center
	612	2	20	042	02	4C		Oak Haven School
	613	2	20	042	03	5A		Hopkins Hill School
	614	2	20	042	04	5B		Hopkins Hill Fire Station
	615	2	20	042	05	4B		Tiogue School
	616	2	20	042	06	4D		Tiogue Fire Station
	617	2	41	053	01	1A		Western Coventry School
	618	2	21	053	02	1B		Hill Farm Fire Station
619	2	21	053	03	1C		Christ Church	
620	2							Coventry Town Hall
CRANSTON	701	2	07	013	01	3	8	Arlington Manor - Right Side
	702	2	11	021	01	2	7	Cranston City Hall - Foyer
	703	2	07	021	02	3	1	Gladstone School - Auditorium
	704	2	11	021	03	3	2	Cranston Senior Center - Right Side
	705	2	12	021	04	3	3	Horton School - Cafeteria
	706	2	11	021	05	3	4	Special Services Center - Conference Room
	707	2	11	021	06	3	6	Stadium School - Cafeteria
	708	2	11	021	07	3	9	Arlington Manor - Left Side
	709	2	12	022	01	3	5	Arlington School - Left Side
	710	2	13	022	02	3	7	Arlington School - Right Side
	711	2	13	022	03	5	1	Nelson-Mack VFW Post #4651- Right Side
	712	2	13	022	04	5	3	George Peters School - Cafeteria Right Side
	713	2	13	022	05	5	4	Kelley & Gazzero VFW Post - Right Side
	714	2	13	022	06	5	5	Stonehill School - Cafeteria (front of stage)
	715	2	12	022	07	5	7	Nelson-Mack Post 4651 - Opp. wall
	716	2	13	023	01	4	2	Hope Highlands School - Cafeteria
	717	2	14	023	02	4	3	Glen Hills School - Front of Stage
718	2	13	023	03	4	5	Cranston H.S. West - Dining Hall East	
719	2	13	023	04	4	8	Hope Highlands School - R.S. Music Room	

**RI GENERAL ELECTION**  
**November 7, 2000**

<b>Community</b>	<b>Precinct Number</b>	<b>Congress District</b>	<b>Senate District</b>	<b>Rep District</b>	<b>Voter District</b>	<b>Ward</b>	<b>Ward District</b>	<b>Polling Place</b>
CRANSTON (cont'd)	720	2	13	023	05	4	9	Hope Highlands School – L.S. Music Room
	721	2	13	023	06	5	6	Scituate Vista Apartments – Comm Room L.S.
	722	2	13	023	07	5	8	George Peters School - Cafe (front of stage)
	723	2	13	023	08	5	9	Scituate Vista Apartments - Comm Room R.S.
	724	2	13	024	01	4	1	Faith Presbyterian Church – R.S. of Doorway
	725	2	14	024	02	4	4	Oaklawn School - Cafeteria
	726	2	14	024	03	4	7	Glen Hills School - Left of Doorway
	727	2	14	024	04	6	3	Schofield Armory - Left Corner Opposite Door
	728	2	14	024	05	6	4	Schofield Armory - Right Corner Opposite Door
	729	2	12	025	01	6	5	Garden City School - Cafeteria Right Side
	731	2	12	025	03	6	7	Garden City School - Left Side of Doorway
	732	2	14	025	04	6	8	Cranston Public Lib - Opposite Doorway
	733	2	12	026	01	2	4	Phillips Memorial Baptist Church - Basement
	734	2	11	026	02	2	5	Cranston H.S. East - Room 108
	735	2	12	026	03	2	6	Eden Park School - Cafeteria Right Side
	736	2	14	026	04	4	6	Cranston H.S. West - Hallway Entrance
	737	2	12	026	05	5	2	Western Hills Middle School - Gym Right Side
	738	2	14	026	06	6	1	Woodridge School - Cafeteria (right wall)
	739	2	12	026	07	6	2	Woodridge School - Cafeteria (left corner)
	740	2	14	026	08	6	9	Woodridge School - Cafeteria (rear wall)
	741	2	12	027	01	1	6	Park View Middle School - Small Gym L.S.
	742	2	11	027	02	1	7	William R. Dutemple School - Cafeteria
	743	2	12	027	03	2	1	Park View Middle School - Small Gym R.S.
	744	2	12	027	04	2	2	Waterman School - Cafeteria
	745	2	11	027	05	2	3	Budlong Manor - Community Room
	746	2	11	027	06	2	8	Cranston High School East - Room 109
	747	2	11	028	01	1	1	Edgewood Highlands School - Cafe R.S.
	748	2	11	028	02	1	2	Edgewood Highlands School - Cafe L.S.
749	2	12	028	03	1	3	Scottish Rite Cathedral - Comm Rm R.S.	
750	2	12	028	04	1	4	Scottish Rite Cathedral - Comm Rm L.S.	
751	2	11	028	05	1	5	Hall Manor - Community Room	
752	2							Cranston City Hall
CUMBERLAND	801	1	34	058	14	5		Cumberland High School - Left Foyer
	802	1	32	058	15	5		Northern Town Garage - Left Bay Area
	803	1	32	058	16	5		John J. McLaughlin Cumberland Hill School
	804	1	33	067	04	2		Highland Avenue Middle School
	805	1	33	067	08	3		Bear Hill Village Apts. - Comm Room
	806	1	33	067	10	4		Community School
	807	1	33	067	11	4		No. Cumberland Fire Station - Bay Area
	808	1	33	067	12	4		Diamond Hill Ski Lodge - South Hall
	809	1	32	067	13	4		Diamond Hill Ski Lodge - North Hall
	810	1	33	068	02	1		Our Lady of Fatima Hall - Right Side
	811	1	33	068	03	1		One Mendon Road Housing

**RI GENERAL ELECTION  
November 7, 2000**

Community	Precinct Number	Congress District	Senate District	Rep District	Voter District	Ward	Ward District	Polling Place
CUMBERLAND (cont'd)	812	1	33	068	05	2		Kent Street Town Garage – R. Bay Area
	813	1	33	068	06	2		St. Joseph's Church Hall - Left Side
	814	1	33	068	07	3		Northern Town Garage - Right Bay Area
	815	1	33	068	09	3		Chimney Hill Apartments - Community Rm
	816	1	35	073	01	1		Our Lady of Fatima Hall - Left Side
	817	1						Cumberland Town Hall
E. GREENWICH	901	2	22	031	06			Frenchtown School
	902	2	22	031	07			Frenchtown School
	903	2	22	043	01			Swift Gymnasium
	904	2	22	043	02			Hanaford School
	905	2	22	043	03			Eldredge School
	906	2	22	043	04			Cole Jr. High School
	907	2	22	043	05			East Greenwich High School
	908	2						East Greenwich Town Hall
E. PROVIDENCE	1001	1	39	082	01	1		Francis Elementary School Room "A"
	1002	1	39	082	1A	1		Francis Elementary School Room "B"
	1003	1	39	082	02	1		Thompson School
	1004	1	42	082	03	1		Newman Church Hall
	1005	1	42	083	04	1		Orlo Avenue School
	1006	1	42	083	05	1		City View Manor
	1007	1	42	083	07	2		Grove Avenue School
	1008	1	42	083	08	2		Whiteknact School Room "A"
	1009	1	43	084	09	2		Whiteknact School Room "B"
	1010	1	43	084	14	3		Kent Heights School
	1011	1	43	084	15	3		Silver Spring School - Room "B"
	1012	1	43	084	16	3		St. Martha's Church Hall
	1013	1	43	084	19	4		Riverside Middle School
	1014	1	42	085	06	2		Weaver Memorial Library
	1015	1	42	085	10	2		Hennessey School
	1016	1	42	085	11	2		Martin Middle School Room "A"
	1017	1	42	085	12	3		Martin Middle School Room "B"
	1018	1	43	085	13	3		Silver Spring School - Room "A"
	1019	1	43	086	17	3		Watters Transitional School - Room "A"
	1020	1	43	086	18	4		Watters Transitional School - Room "B"
	1021	1	43	086	20	4		Oldham School
	1022	1	43	086	21	4		Waddington School Room "A"
	1023	1	44	087	22	4		Meadowcrest Elementary School
	1024	1	44	87	23	4		Waddington School Room "B"
	1025	1						East Providence City Hall
EXETER	1101	2	22	031	03			Chester Kirk Center - Marathon House
	1102	2	22	046	01			Chester Kirk Center - Marathon House
	1103	2	41	052	02			Wawaloam School - Gym
	1104	2	22	052	04			Wawaloam School - Gym
	1105	2						Exeter Town Hall

**RI GENERAL ELECTION  
November 7, 2000**

Community	Precinct Number	Congress District	Senate District	Rep District	Voter District	Ward	Ward District	Polling Place
FOSTER	1201	2	41	053	01			Capt. Isaac Paine School
	1202	2	41	053	02			Moosup Valley Fire Co.
	1203	2						Foster Town Hall
GLOCESTER	1301	2	27	015	01			Town Hall - Town Council Chambers
	1302	2	27	015	02			West Glocester Elementary School - Cafe
	1303	2	27	015	03			Fogarty Elementary School - Cafeteria
	1304	2	29	015	04			Harmony Library - Conference Room
	1305	2	41	015	05			Fogarty Elementary School - Cafeteria
	1306	2						Glocester Town Hall
HOPKINTON	1401	2	25	016	01			Ashaway Fire Station
	1402	2	25	016	02			Hope Valley Elementary School - Cafetorium
	1403	2	25	016	03			Public Works Garage
	1404	2						Hopkinton Town Hall
JAMESTOWN	1501	1	49	098	01			Community Center
	1502	1	49	098	02			Lawn Avenue School
	1503	1						Jamestown Town Hall
JOHNSTON	1601	2	28	011	4A	4		Graniteville School
	1602	2	28	011	5B	5		Brown Ave. School
	1603	2	28	011	5C	5		Brown Ave. School
	1604	2	07	012	2C	2		Winsor Hill School
	1605	2	05	012	3B	3		George C. Calef School
	1606	2	28	055	1A	1		American Postal Workers Union Hall
	1607	2	28	055	1B	1		Simmons Village Community Hall
	1608	2	28	055	2A	2		Winsor Hill School
	1609	2	28	055	2B	2		Nicholas Ferri Middle School - Gym
	1610	2	05	055	2D	2		Winsor Hill School
	1611	2	05	055	3D	3		George C. Calef School
	1612	2	05	056	3A	3		George C. Calef School
	1613	2	05	056	3C	3		Aime J. Forand Housing for Elderly
	1614	2	28	056	4B	4		Graniteville School
	1615	2	28	056	4C	4		Sarah Dyer Barnes School
	1616	2	05	056	4D	4		Sarah Dyer Barnes School
1617	2	28	056	5A	5		Nicholas Ferri Middle School - Gym	
1618	2						Johnston Town Hall	
LINCOLN	1701	1	34	058	01	5		St. James School
	1703	1	34	058	03	4		Albion Youth Center
	1704	1	34	059	04	1		Saylesville School
	1705	1	34	059	05	1		Senior Center
	1706	1	34	059	06	2		Lonsdale Elementary School
	1707	1	34	059	07	2		Lincoln Manor
	1708	1	34	059	08	4		Central Elementary School
	1709	1	34	059	09	3		Twin River Fire Station
	1710	1	34	069	10	3		K of C Hall

**RI GENERAL ELECTION  
November 7, 2000**

Community	Precinct Number	Congress District	Senate District	Rep District	Vofer District	Ward	Ward District	Polling Place
LINCOLN (cont'd)	1711	1	34	069	11	4		K of C Hall
	1712	1	34	074	12	3		Fairlawn School
	1713	1	34	074	13	1		Fairlawn School
	1714	1						Lincoln Town Hall
LITTLE COMPTON	1801	1	47	094	01			Josephine Wilbur School - Auditorium/Gym
	1802	1						Josephine Wilbur School - Auditorium/Gym
MIDDLETOWN	1901	1	49	095	01			Town Hall - Council Chambers
	1902	1	49	095	02			Library - Meeting Room off Children's Room
	1903	1	48	095	03			School Administration Building - right side
	1904	1	48	095	04			Linden School - Auditorium
	1905	1	48	096	09			School Administration Building - Left Side
	1906	1	48	099	05			Aquidneck School - Auditorium
	1907	1	48	099	06			Joseph H. Gaudet School - Gym - right side
	1908	1	48	099	07			Joseph H. Gaudet School - Gym-back wall/left side
	1909	1	48	099	08			Senior Citizen Center - Meeting Room
	1910	1						Middletown Town Hall
NARRAGANSETT	2001	2	24	047	01			Narragansett Elementary School - Cafeteria
	2002	2	24	047	02			Narragansett Elementary School - Gym
	2003	2	24	047	03			Narragansett Community Center - Left Side
	2004	2	24	047	04			Narragansett Community Center - Right Side
	2005	2	24	048	05			Mettatuxet Yacht Club
	2006	2	24	048	06			Mettatuxet Yacht Club
	2007	2	24	048	07			Bonnet Shores Community Center
	2008	2	24	048	08			Bonnet Shores Community Center
	2009	2						Narragansett Town Hall
	NEWPORT	2101	1	49	097	01	2	4
2102		1	49	097	02	1	4	Florence Gray Center
2103		1	50	097	03	2	3	Sullivan School
2104		1	50	097	04	1	3	St. Peter's Church
2105		1	50	097	05	2	2	St. George's Church Hall
2106		1	50	097	06	2	1	Martin Luther King Center
2107		1	49	098	01	1	1	Potter School Building - Auditorium
2108		1	49	098	02	1	2	Knights of Columbus Hall
2109		1	50	099	01	3	2	Newport Police Department
2110		1	50	099	02	3	3	Wm. J. Donovan Manor
2111		1	50	100	01	3	1	Clarke School Apartments
2112		1	50	100	02	3	4	William J. Donovan Manor - Right Side
2113		1	50	100	03	4	1	Hibernian Hall
2114		1	50	100	04	4	2	St. Augustin's School
2115		1	50	100	05	4	3	Carey School
2116		1						Newport City Hall
NEW SHOREHAM	2201	2	06	081	01			Block Island School
	2202	2						New Shoreham Town Hall

**RI GENERAL ELECTION  
November 7, 2000**

<b>Community</b>	<b>Precinct Number</b>	<b>Congress District</b>	<b>Senate District</b>	<b>Rep District</b>	<b>Voter District</b>	<b>Ward</b>	<b>Ward District</b>	<b>Polling Place</b>
N. KINGSTOWN	2301	2	23	044	01			Davisville Elementary School
	2302	2	23	044	02			Forest Park School
	2303	2	23	044	03			Davisville Middle School
	2304	2	23	044	04			Quidnesset Elementary School
	2305	2	23	045	06			Cold Spring Community Center
	2306	2	22	045	08			Hamilton Elementary School
	2307	2	23	045	09			North Kingstown Senior High School
	2308	2	23	045	10			Wickford Middle School
	2309	2	23	045	11			Fishing Cove School
	2310	2	23	046	05			Stony Lane School
	2311	2	22	046	07			Slocum Grange Hall
	2312	2						North Kingstown Town Hall
N. PROVIDENCE	2401	1	37	006	2E	2	2E	Marieville Fire Station
	2402	1	05	010	3D	3	3D	Fruit Hill Fire Station #2
	2403	1	05	010	3E	3	3E	Fruit Hill Fire Station #2
	2404	1	36	011	1A	1	1A	Centredale School – Gym
	2405	1	36	011	3A	3	3A	Dr. Edward Ricci School – Gym
	2406	1	05	011	3C	3	3C	Dr. Edward Ricci School – Gym
	2407	1	36	070	1B	1	1B	James L. McGuire School - Gym
	2408	1	36	070	1C	1	1C	Greystone School – Gym
	2409	1	36	070	1D	1	1D	Fire/Police Complex
	2410	1	36	070	3B	3	3B	Dr. Edward Ricci School – Gym
	2411	1	05	070	3F	3	3F	Salvatore Mancini Union Free Library
	2412	1	36	071	1E	1	1E	Salvatore Mancini Union Free Library
	2413	1	36	071	2A	2	2A	Birchwood School – Gym
	2414	1	36	071	2B	2	2B	Joseph Whelan School – Gym
	2415	1	37	071	2C	2	2C	Marieville School – Gym
	2416	1	36	071	3G	3	3G	Stephen Olney School – Gym
	2417	1	37	074	2D	2	2D	Marieville School – Gym
2418	1						North Providence Town Hall	
N. SMITHFIELD	2501	1	30	061	01			Scouters' Hall
	2502	1	30	061	05			Primrose Fire Station
	2503	1	30	062	02			Gateway Apartments
	2504	1	30	062	03			North Smithfield Fire Station
	2505	1	30	064	04			Municipal Annex
	2506	1						North Smithfield Town Hall
PAWTUCKET	2601	1	03	004	01	4	6	Varieur School – Gymnasium Left Side
	2602	1	37	074	01	6	2	St. Germain Manor - Left Side
	2603	1	37	074	02	6	4	Elwood T. Euart Post
	2604	1	38	075	01	5	2	Police Athletic League
	2605	1	37	075	02	6	5	Nathanael Greene School - Auditorium
	2606	1	37	075	03	5	1	St. Germain Manor - Right Side
	2607	1	38	076	01	4	1	Towers East - Hall
	2608	1	03	076	02	4	5	Varieur School - Gymnasium Right Side

**RI GENERAL ELECTION**  
**November 7, 2000**

<b>Community</b>	<b>Precinct Number</b>	<b>Congress District</b>	<b>Senate District</b>	<b>Rep District</b>	<b>Voter District</b>	<b>Ward</b>	<b>Ward District</b>	<b>Polling Place</b>
PAWTUCKET (cont'd)	2609	1	03	076	03	5	3	Advent Church Hall - Right Side
	2610	1	38	076	04	5	4	Advent Church Hall - Left Side
	2611	1	40	076	05	6	3	Kennedy Housing - Left Rear
	2612	1	38	076	06	6	6	City Hall - Lower Level Foyer
	2613	1	38	077	01	4	3	Agnes Little School - Gymnasium Left Side
	2614	1	38	077	02	4	4	Independence Square - Hall
	2615	1	38	077	03	3	1	Jenks Jr. High - Hall near Auditorium
	2616	1	38	077	04	3	5	Fallon School - Room #5
	2617	1	38	077	05	3	6	Fallon School - Library
	2618	1	40	078	01	6	1	Kennedy Housing - Right Rear
	2619	1	40	078	02	1	2	Burns Manor - Hall Right Side
	2620	1	40	078	03	4	2	Agnes Little School - Gymnasium Right Side
	2621	1	40	078	04	2	1	Burns Manor - Hall Left Side
	2622	1	40	078	05	3	4	Jenks Jr. High School - Front Foyer near Office
	2623	1	40	079	01	1	3	Curvin-McCabe School - Gymnasium Left Side
	2624	1	40	079	02	1	4	Curtis School - Gym - Far Right Rear
	2625	1	40	079	03	1	5	Curtis School - Gym - Right Near Door
	2626	1	40	079	04	1	1	Winters School - Gymnasium
	2627	1	39	079	05	2	3	Curvin-McCabe School - Gymnasium Right Side
	2628	1	40	079	06	2	2	Cottage Street Fire Station - Top Right
	2629	1	39	080	01	2	6	St. Cecelia's Church Hall
	2630	1	39	080	02	2	5	Goff Jr. High School - Library
	2631	1	39	080	03	2	4	Cottage Street Fire Station - Bottom Right
	2632	1	39	080	04	3	2	St. Teresa's Hall - Basement Right
2633	1	39	082	01	3	3	Blackstone Valley Center - Cafeteria	
2634	1							Pawtucket City Hall
PORTSMOUTH	2701	1	46	093	01			CFP Community Hall
	2702	1	46	093	02			Hathaway School - Gymnasium
	2703	1	46	093	03			Senior Center
	2704	1	46	093	04			Portsmouth High School - Gym
	2705	1	46	093	05			Prudence Island Fire Station
	2706	1	46	094	06			Portsmouth Library
	2707	1	46	094	07			Town Hall - Council Chambers
	2708	1	48	096	08			Melville School - Gymnasium
	2709	1	48	096	09			St. Barnabas' Church Hall
	2710	1	48	096	10			Portsmouth Middle School - Gymnasium
	2711	1	48	096	11			St. Mary's Church Parish House
	2712	1						
PROVIDENCE	2801	2	01	001	01	5	7	St. Pius - Church Basement - Side B
	2802	1	04	001	02	4	6	Rudolph Tavares Community Center
	2803	1	01	001	03	12	2	Carroll Towers - Side B
	2804	2	01	001	04	12	6	Camden-Avenue School



**RI GENERAL ELECTION**  
November 7, 2000

<b>Community</b>	<b>Precinct Number</b>	<b>Congress District</b>	<b>Senate District</b>	<b>Rep District</b>	<b>Voter District</b>	<b>Ward</b>	<b>Ward District</b>	<b>Polling Place</b>
PROVIDENCE (cont'd)	2805	2	01	001	08	12	3	Carroll Towers - Side C
	2806	1	04	001	11	14	7	Engine 12 - Right Side
	2807	1	02	001	12	12	4	Cathedral of St. John - Left Side
	2808	1	04	001	13	12	1	Carroll Towers - Side A
	2809	2	02	002	01	13	2	Regency Plaza Apartments - Community Room
	2810	2	02	002	02	11	1	Dexter Manor
	2811	2	09	002	03	11	2	Westminster Place
	2812	1	02	002	04	1	5	Ladder 8 - Right Side
	2813	1	02	002	05	1	4	Vartan Gregorian School at Fox Point
	2814	1	03	003	03	3	7	Martin Luther King School
	2815	1	02	003	05	12	7	Cathedral of St. John - Right Side
	2816	1	02	003	06	2	8	Hope High School
	2817	1	02	003	08	1	3	Ladder 8 - Left Side
	2818	1	02	003	09	1	2	Salvation Army - Side "B"
	2819	1	03	004	01	3	1	Armory - Room "A"
	2820	1	03	004	02	2	1	Jewish Comm. Ctr. - Left Side
	2821	1	03	004	03	2	3	Temple Beth-El - Left Side
	2822	1	03	004	04	2	7	Engine 5 - Left Side
	2823	1	02	004	05	2	6	School One
	2824	1	02	004	06	1	1	Salvation Army - Side "A"
	2825	1	02	004	07	2	9	Engine 5 - Right Side
	2826	1	03	004	10	2	4	Temple Beth-El - Right Side
	2827	1	03	005	01	3	2	Armory - Room "B"
	2828	1	03	005	02	3	3	Armory - Room "C"
	2829	1	03	005	03	3	5	Engine 4 - Right Side
	2830	1	03	005	05	3	4	Engine 4 - Left Side
	2831	1	03	005	06	2	2	Jewish Community Center - Right Side
	2832	1	04	005	07	4	5	Engine 2
	2833	1	04	006	01	4	2	Windmill Street School
	2834	1	04	006	02	4	3	Charles Place
	2835	1	04	006	04	4	1	DaVinci Center
	2836	1	04	006	05	14	1	RI School for the Deaf
	2837	1	04	007	01	5	2	LaSalle Academy -Field House - Side "B"
	2838	2	05	007	02	5	3	Water Supply Board - Side "A"
	2839	2	05	007	03	5	8	Mt. Pleasant High - Room "A" - Right Side
	2840	2	01	007	04	5	5	Water Supply Board - Side "B"
	2841	2	01	007	05	5	9	Nathaniel Greene School
	2842	2	01	007	06	12	10	Hoey Funeral Home HM Garage - Right Side
	2843	2	01	007	07	15	3	Iglesia Pentacostal Puerta Church - Side "B"
	2844	2	01	007	08	6	5	St. Adalbert's - Side "B"
	2845	2	08	007	09	6	7	St. Adalbert's - Side "C"
	2846	1	04	008	01	14	4	Kennedy School - Room "A"
	2847	2	04	008	02	14	8	Kennedy School - Room "C"



**RI GENERAL ELECTION  
November 7, 2000**

Community	Precinct Number	Congress District	Senate District	Rep District	Voter District	Ward	Ward District	Polling Place
PROVIDENCE	2848	1	04	008	03	14	5	Kennedy School - Room "B"
(cont'd)	2849	1	01	008	04	14	6	Providence College - Room "B"
	2850	1	04	008	05	5	1	LaSalle Academy - Field House - Side "A"
	2851	1	04	008	06	14	2	Providence College - Room "A"
	2852	1	04	008	07	14	3	Engine 12 - Left Side
	2853	2	01	008	08	5	4	St. Pius - Side "A"
	2854	2	07	009	01	7	3	Engine 6 - Right Side
	2855	2	07	009	02	15	8	Olney Towers - Left Side
	2856	2	08	009	03	6	10	Manton Management Corp. - Side "B"
	2857	2	08	009	04	15	11	Marvin Gardens - Room "B"
	2858	2	08	009	05	15	7	Joslin Recreation Center
	2859	2	08	009	07	13	8	Aaron Briggs Apts.
	2860	2	08	009	08	11	3	St. Martin Deporres Center - Left Side
	2861	2	08	009	11	8	2	West End Community Center - Left Side
	2862	2	05	010	01	6	1	Pleasant View School - Left Side
	2863	2	05	010	02	5	6	Mt. Pleasant High - Room "A" - left side
	2864	2	01	010	03	6	2	St. Adalbert's - Side "A"
	2865	2	05	010	05	6	4	Engine 15
	2866	2	07	012	01	7	2	Engine 6 - Left Side
	2867	2	07	012	02	7	4	Silver Lake Community Center
	2868	2	07	012	03	15	10	Marvin Gardens - Side "A"
	2869	2	05	012	04	6	3	Pleasant View School - Right Side
	2870	2	07	012	05	6	9	Manton Management Corp - Side "A"
	2871	2	08	012	07	6	11	Manton Management Corp - Side "C"
	2872	2	07	013	01	7	6	Rosario Hall
	2873	2	07	013	02	7	5	Knights of Columbus
	2874	2	07	013	03	15	12	Webster Ave. School
	2875	2	08	014	01	15	9	Olney Towers - Left Side
	2876	2	08	014	02	13	7	Parenti Villa
	2877	2	08	014	03	13	4	Foster Grand Parent Program - Rear
	2878	2	08	014	04	13	3	Carl G. Lauro School
	2879	2	08	014	05	13	5	Dominica Manor
	2880	2	01	014	07	15	2	Iglesia Pentacostal Puerta Church - Side "A"
	2881	2	01	014	08	12	8	Hoey Funeral Home HM Garage - Left Side
	2882	2	08	014	09	15	5	Iglesia Pentacostal Puerta Church - Side "C"
	2883	2	10	017	01	8	8	Kilmartin Plaza - Room "C"
	2884	2	10	017	03	8	9	Fire Dpt. Division of Training
	2885	2	10	017	04	8	10	Casino- Left Side
	2886	2	10	017	05	8	7	Kilmartin Plaza - Side "B"
	2887	2	08	017	06	8	5	West End Comm. Center - Right Side
	2888	2	08	017	07	15	13	Marvin Gardens - Side "C"
	2889	2	08	017	08	8	1	Kilmartin Plaza - Room "A"
	2890	2	10	018	01	11	8	Parkis Place Apartments - Side "C"
	2891	2	10	018	02	9	2	Elmwood Community Center - Right Side

**RI GENERAL ELECTION**  
**November 7, 2000**

Community	Precinct Number	Congress District	Senate District	Rep District	Voter District	Ward	Ward District	Polling Place	
PROVIDENCE (cont'd)	2892	2	09	018	03	9	4	Park West Apartments - Left Side	
	2893	2	10	018	04	8	11	Casino - Right Side	
	2894	2	10	018	06	9	1	Elmwood Community Center - Left Side	
	2895	2	08	019	01	11	4	St. Martin Deporres Center - Right Side	
	2896	2	09	019	02	11	6	Edmund Flynn School	
	2897	2	09	019	03	10	1	Oxford Place	
	2898	2	09	019	04	11	5	Parkis Place Apartments - Side "A"	
	2899	2	9	019	05	11	7	Parkis Place Apartments - Side "B"	
	9900	2	9	20	1	10	2	Mary Fogarty School	
	9901	2	9	20	2	10	3	Washington Park Community Center	
	9902	2	9	20	3	10	4	Engine 13	
	9903	2	9	20	4	9	3	Park West Apts. - Right Side	
	9904								Civic Center
	9905								Providence City Hall
RICHMOND	2901	2	25	052	01			Elementary School	
	2902	2	25	052	02			Alton Fire Station	
	2903	2	25	052	03			Richmond-Carolina Fire Station	
	2904	2						Richmond Town Hall	
SCITUATE	3001	2	41	054	01			North Scituate Community House	
	3002	2	21	054	02			Hope Elementary School	
	3003	2	41	054	03			Scituate High School - Gym	
	3004	2	41	054	04			Chopmist Hill Fire Co.	
	3005	2	21	054	05			Potterville Fire Station	
	3006	2						Scituate Town Hall	
SMITHFIELD	3101	1	29	057	01			Smithfield Senior High School - Gym R.S.	
	3102	1	29	057	02			Old County Rd. Elementary School -Gym L.S.	
	3103	1	29	057	03			Smithfield Senior High School - Gym L.S.	
	3104	1	29	057	04			Old County Rd. Elementary School -Gym R.S.	
	3105	1	29	057	07			Raymond C. LaPerche School - Cafeteria R.S.	
	3106	1	29	069	05			Anna McCabe School - Cafeteria L.S.	
	3107	1	29	069	06			Anna McCabe School -Cafeteria R.S.	
	3108	1	29	069	08			Gallagher Jr. High School - Cafeteria R.S.	
	3109	1	29	069	09			Gallagher Jr. High School - Cafeteria L.S.	
	3110	1	29	069	10			Raymond C. LaPerche School - Cafeteria L.S.	
	3111	1						Smithfield Town Hall	
S. KINGSTOWN	3201	2	06	046	09			Mackal Forum	
	3202	2	24	047	02			Forest Fire Station	
	3203	2	24	048	04			American Legion Hall	
	3204	2	24	048	11			Peace Dale Fire Station	
	3205	2	06	049	01			Wakefield Elementary School	
	3206	2	06	049	03			South Road Elementary School	
	3207	2	06	049	06			So. Kingstown High School	
	3208	2	06	049	07			West Kingston Fire Station	

**RI GENERAL ELECTION  
November 7, 2000**

Community	Precinct Number	Congress District	Senate District	Rep District	Voter District	Ward	Ward District	Polling Place
S. KINGSTOWN (cont'd)	3209	2	24	049	10			So. Kingstown Junior High School
	3210	2	06	081	05			Matunuck Elementary School
	3211	2	06	081	08			Tuckertown Fire Station
	3212	2						South Kingstown Town Hall
TIVERTON	3301	1	47	092	01			Tiverton Town Hall
	3302	1	47	092	03			Housing Authority
	3303	1	47	092	04			V.F.W. Hall
	3304	1	47	092	05			V.F.W. Hall
	3305	1	47	092	06			North Tiverton Fire Department
	3306	1	47	094	02			Tiverton High School
	3307	1	47	094	07			Tiverton High School
	3308	1						Tiverton Town Hall
WARREN	3401	1	45	089	01			Central Fire Station
	3402	1	45	089	02			St. Mary of the Bay
	3403	1	45	089	03			St. Mary of the Bay
	3404	1	46	089	04			Sowams Fire Station
	3405	1	47	089	05			Kickemuit Middle School
	3406	1	46	089	5A			Kickemuit Village
	3407	1	46	089	06			St. Thomas the Apostle Church
	3408	1	45	090	01			Senior Center - Town Hall
	3409	1	46	090	1A			St. Thomas the Apostle Church
	3410	1						Warren Town Hall
WARWICK	3501	2	15	025	01	2	5	Aldrich Jr. High School - Cafeteria
	3502	2	15	025	02	3	2	Norwood School - Cafeteria Front Entrance
	3503	2	15	025	04	8	1	Hillsgrove Methodist Church - Foyer
	3504	2	18	025	05	8	2	Pontiac Free Library - Left (rear)
	3505	2	15	028	01	1	1	Aspray Boat House
	3506	2	15	029	01	1	2	John Brown Francis School -All Purpose R.S.
	3507	2	15	029	02	1	3	Wyman School - Gymnasium Left Side
	3508	2	16	029	03	1	4	J. B. Francis School - All Purpose Left Side
	3509	2	15	029	04	2	6	Christopher Rhodes School - Rec Room
	3510	2	16	029	05	2	7	Pilgrim High School - Hall Area Left Side
	3511	2	16	029	06	4	5	Cottrell Hoxsie School - Auditorium L.S.
	3512	2	15	029	07	1	5	Wyman School - Gymnasium Far End
	3513	2	15	030	01	2	1	Aldrich Jr. High School - Cafeteria
	3514	2	15	030	02	2	2	Christopher Rhodes School - Rec. Room L.S.
	3515	2	15	030	03	2	3	Holliman School - Rec Room
	3516	2	15	030	04	2	4	Pilgrim High School - Hall - Left
	3517	2	15	030	05	3	1	Norwood School - Cafeteria Right Side
	3518	2	16	032	01	3	3	Warwick Public Library
	3519	2	16	032	02	4	1	Randall Holden School - Right Side
	3520	2	16	032	03	4	2	Cottrell Hoxsie School - Auditorium
3521	2	16	032	04	4	3	Warren Sherman School - Rear of Room	
3522	2	16	032	05	4	4	William Shields Post - Rear	

**RI GENERAL ELECTION**  
**November 7, 2000**

<b>Community</b>	<b>Precinct Number</b>	<b>Congress District</b>	<b>Senate District</b>	<b>Rep District</b>	<b>Voter District</b>	<b>Ward</b>	<b>Ward District</b>	<b>Polling Place</b>
WARWICK (cont'd)	3523	2	16	032	06	5	6	Warren Sherman School - Left Front
	3524	2	16	033	01	4	6	William Shields Post - Front
	3525	2	16	033	02	5	1	Warwick Public Library
	3526	2	17	033	03	5	2	John Greene School - Right Side
	3527	2	17	033	04	5	3	John Greene School - Left Side
	3528	2	17	033	05	5	4	Warwick Neck School
	3529	2	17	033	06	6	6	Jonah, Inc. - Community Room
	3530	2	16	034	01	3	4	Lippitt School - Multi-purpose Room
	3531	2	17	034	02	6	1	Oakland Beach School
	3532	2	17	034	03	6	2	Veterans Memorial High School
	3533	2	17	034	04	6	3	Veterans Memorial H.S.- Hallway of Girls' Gym
	3534	2	17	034	05	6	5	Park School - Multi-purpose Room
	3535	2	17	034	06	5	5	Elk's Lodge - Downstairs Hall
	3536	2	16	035	01	3	5	Lippitt School
	3537	2	16	035	02	3	6	Randall Holden School - Left Side
	3538	2	17	035	03	6	4	John Wickes School - Multi-purpose Rm R.S.
	3539	2	18	035	04	7	2	John Wickes School - Multi-purpose Rm L.S.
	3540	2	18	035	05	7	3	Robertson School
	3541	2	17	035	06	7	4	Buttonwoods Senior Center
	3542	2	18	035	07	8	8	City Hall - Board of Canvassers Office
	3543	2	18	036	01	9	1	Cedar Hill School - Library
	3544	2	18	036	02	9	2	Cedar Hill School - All-Purpose Room R.S.
	3545	2	18	036	03	9	3	Sparrow Point III - Community Room
	3546	2	18	036	04	9	4	Sparrow Point III - Community Room
	3547	2	18	036	05	9	6	Potowomut School - Right Side
	3548	2	22	036	06	9	7	Potowomut School - Left Side
	3549	2	18	037	01	7	1	Greenwood School
	3550	2	14	037	02	8	3	Pontiac Free Library - Right (rear)
	3551	2	18	037	03	8	4	Warwick Police Station - Community Rm L.S.
	3552	2	14	037	04	8	5	Scott School
	3553	2	14	037	05	8	6	East Natick Vets Club - Upstairs
	3554	2	18	037	06	8	7	Pontiac Free Library - Left Front
	3555	2	18	037	07	8	9	Warwick Police Station - Community Rm R.S.
3556	2	18	043	01	9	5	Cedar Hill School - All-Purpose Rm-Left Rear	
3557	2						Warwick City Hall	
WESTERLY	3601	2	25	016	05			Bradford School
	3602	2	26	050	01			Westerly High School
	3603	2	26	050	02			Elks Club
	3604	2	26	050	03			Elks Club
	3605	2	26	050	04			Springbrook Elementary School
	3606	2	26	050	05			Tower Street School
	3607	2	26	051	01			State Street School
	3608	2	26	051	02			State Street School
	3609	2	26	051	03			V.F.W. Hall

**RI GENERAL ELECTION  
November 7, 2000**

<b>Community</b>	<b>Precinct Number</b>	<b>Congress District</b>	<b>Senate District</b>	<b>Rep District</b>	<b>Voter District</b>	<b>Ward</b>	<b>Ward District</b>	<b>Polling Place</b>
WESTERLY (cont'd)	3610	2	26	051	04			Watch Hill Fire Station
	3611	2	26	051	05			Dunns Comers School
	3612	2	26	051	06			Dunns Comers School
	3613	2						Westerly Town Hall
W. GREENWICH	3701	2	41	031	02			Gospel Temple - Auditorium Lobby
	3702	2	41	052	01			Town Hall - Council Chambers
	3703	2	41	052	03			B.P.O.E. Elks #2285
	3704	2						West Greenwich Town Hall
W. WARWICK	3801	2	19	038	01	2		Clyde Towers
	3802	2	20	038	02	2		West Warwick Civic Center
	3803	2	20	038	03	3		West Warwick Manor
	3804	2	19	038	04	3		Christ the King Church
	3805	2	20	038	05	3		Christ the King Church
	3806	2	19	038	06	4		Maisie Quinn School
	3807	2	14	039	01	1		Msgr. DeAngelis Manor II
	3808	2	19	039	02	1		West Valley Inn
	3809	2	19	039	03	1		Elk's Home
	3810	2	19	039	04	2		Elk's Home
	3811	2	19	039	05	3		West Warwick Civic Center
	3812	2	19	040	01	4		Evelyn's Villa
	3813	2	19	040	02	4		Evelyn's Villa
	3814	2	20	040	03	4		Maisie Quinn School
	3815	2	19	040	04	5		Daewoo Motors
	3816	2	19	040	05	5		Greenbush School
	3817	2	20	040	06	5		Greenbush School
	3818	2						West Warwick Town Hall
WOONSOCKET	3901	1	31	062	01			#6 Fire Station
	3902	1	31	062	02			Jimmy Ray Center
	3903	1	31	062	03			#1 Fire Station
	3904	1	31	063	01			John F. Kennedy Manor
	3905	1	31	063	02			#3 Fire Station
	3906	1	31	063	03			Park View
	3907	1	31	063	04			St. Stanislaus Parish Hall
	3908	1	30	063	05			Crepeau Court
	3909	1	30	064	01			St. Agatha's Church Hall - Basement Hall
	3910	1	30	064	02			Our Lady Queen of Martyrs - School Hall
	3911	1	30	064	03			Bernon Park Recreation Building
	3912	1	32	065	01			#2 Fire Station
	3913	1	32	065	02			Woonsocket Senior High School
	3914	1	32	065	03			Woonsocket Middle School Gym
	3915	1	31	065	04			Woonsocket Senior Citizens Center
	3916	1	31	066	01			Citizens Memorial School
	3917	1	32	066	02			Morin Heights Hall

**RI GENERAL ELECTION  
November 7, 2000**

<b>Community</b>	<b>Precinct Number</b>	<b>Congress District</b>	<b>Senate District</b>	<b>Rep District</b>	<b>Voter District</b>	<b>Ward</b>	<b>Ward District</b>	<b>Polling Place</b>
WOONSOCKET (cont'd)	3918	1	32	066	03			Leo A. Savoie School
	3919	1	32	066	04			#4 Fire Station
	3920	1						Woonsocket City Hall




**1982 – 2000**

**SUMMARY OF VOTER TURNOUT**

**STATEWIDE & BY COMMUNITY**





**RI BOARD OF ELECTIONS**  
**Summary of Voter Turnout Statewide And By Community \***

Election Year	1982	1984	1986	1988	1990	1992	1994	1996	1998	2000
<b>CANDIDATES:</b>										
<b>President:**</b>										
Democrat		Mondale/Ferraro		Dukakis/Bentsen		Clinton/Gore		Clinton/Gore		Gore/Lieberman
Republican		Reagan/Bush		Bush/Quayle		Bush/Quayle		Dole/Kemp		Bush/Cheney
Reform						Perot/Stockdale		Perot/Choate		Buchanan/Foster
Green										Nader/LaDuke
Other										
<b>Governor:**</b>										
Democrat	Garrahy	Solomon	Sundlun	Sundlun	Sundlun	Sundlun	York		York	
Republican	Marzullo	DiPrete	DiPrete	DiPrete	DiPrete	Leonard	Almond		Almond	
Cool Moose							Healey		Healey	
Other										
** Candidates who received less than 5% in Rhode Island are not listed unless they are the nominee of a "recognized" political party in Rhode Island.										
<b>STATEWIDE ELIGIBILITY &amp; VOTER TURNOUT:</b>										
<b>ELIGIBLE</b>	533,853	542,216	524,664	548,758	536,773	554,664	552,638	602,692	632,955	671,612
<b>TURNOUT</b>	337,248	422,851	322,771	385,027	356,588	424,818	361,377	390,247	309,835	412,074
<b>PERCENT</b>	63%	78%	61%	70%	66%	76%	67%	65%	49%	61%
								(1)		
(1) National Voter Registration Act implemented in 1995 making voter registration easier and more widely available.										

366

\* Voter turnout data is for the November General Election.

**RI BOARD OF ELECTIONS**  
**Summary of Voter Turnout Statewide And By Community \***

<b>Election Year</b>	<b>1982</b>	<b>1984</b>	<b>1986</b>	<b>1988</b>	<b>1990</b>	<b>1992</b>	<b>1994</b>	<b>1996</b>	<b>1998</b>	<b>2000</b>
<b>Barrington</b>										
Eligible	10,609	11,485	10,268	11,419	10,747	11,142	11,553	12,390	13,049	13,655
Turnout	6,925	8,763	6,897	8,346	7,526	8,954	7,488	8,366	6,625	9,116
Percent	65%	76%	67%	73%	70%	80%	65%	68%	51%	67%
<b>Bristol</b>										
Eligible	10,600	10,589	9,968	11,089	11,296	11,166	11,808	12,823	13,438	14,820
Turnout	6,608	8,082	6,268	7,803	7,703	9,384	7,722	8,770	6,589	9,616
Percent	62%	76%	62%	70%	68%	84%	65%	68%	49%	65%
<b>Burrillville</b>										
Eligible	6,569	7,043	6,649	7,815	7,186	7,697	7,885	8,712	9,320	9,867
Turnout	3,903	5,057	3,914	4,860	4,943	5,941	4,957	5,410	4,078	5,900
Percent	59%	72%	58%	62%	69%	77%	63%	62%	44%	60%
<b>Central Falls</b>										
Eligible	7,258	7,445	6,233	6,780	6,376	6,004	5,505	6,788	7,021	6,857
Turnout	4,288	5,692	3,717	4,275	3,443	3,654	3,042	3,553	2,507	3,524
Percent	59%	76%	59%	63%	54%	60%	55%	52%	36%	51%
<b>Charlestown</b>										
Eligible	3,285	3,562	3,690	3,779	4,007	3,964	3,991	4,596	5,009	5,718
Turnout	1,830	2,721	1,859	2,508	2,297	3,078	2,665	3,037	2,519	3,662
Percent	56%	76%	50%	66%	57%	77%	67%	66%	50%	64%
<b>Coventry</b>										
Eligible	14,362	15,738	15,271	16,450	16,046	17,311	17,335	19,205	20,344	21,837
Turnout	9,128	12,488	9,732	12,271	11,362	14,173	12,551	13,629	10,458	14,652
Percent	64%	79%	63%	74%	71%	81%	72%	71%	51%	67%
<b>Cranston</b>										
Eligible	47,041	49,563	49,312	48,501	49,810	52,176	46,848	49,793	51,833	52,526
Turnout	31,598	38,650	31,871	35,468	33,445	37,998	33,644	34,058	28,516	33,937
Percent	67%	78%	64%	73%	67%	72%	72%	68%	55%	65%
<b>Cumberland</b>										
Eligible	17,299	17,405	15,755	16,838	16,993	17,213	18,361	19,575	20,523	22,027
Turnout	11,101	13,515	9,722	12,671	12,421	14,517	12,556	13,731	10,356	14,652
Percent	64%	78%	61%	75%	73%	84%	68%	70%	51%	67%
<b>East Greenwich</b>										
Eligible	7,192	7,330	6,994	8,071	8,159	7,944	8,232	9,110	9,335	10,853
Turnout	4,396	5,599	4,465	5,638	5,151	6,448	5,377	6,062	4,756	6,501
Percent	61%	76%	63%	69%	63%	81%	65%	67%	51%	60%

\* Voter turnout data is for the November General Election.

**RI BOARD OF ELECTIONS**  
**Summary of Voter Turnout Statewide And By Community \***

<b>Election Year</b>	<b>1982</b>	<b>1984</b>	<b>1986</b>	<b>1988</b>	<b>1990</b>	<b>1992</b>	<b>1994</b>	<b>1996</b>	<b>1998</b>	<b>2000</b>
<b>East Providence</b>										
Eligible	26,379	27,350	26,094	26,184	24,785	25,046	25,671	28,190	29,208	29,862
Turnout	17,187	21,847	16,337	19,073	16,876	21,070	17,556	19,385	15,385	19,426
Percent	65%	80%	62%	72%	68%	84%	68%	69%	53%	65%
<b>Exeter</b>										
Eligible	2,153	2,433	2,431	2,912	3,098	3,133	3,268	3,582	3,784	4,064
Turnout	1,342	1,883	1,536	1,978	1,928	2,535	2,208	2,315	1,841	2,680
Percent	62%	77%	63%	67%	62%	80%	68%	65%	49%	66%
<b>Foster</b>										
Eligible	2,073	2,017	2,106	2,308	2,432	2,395	2,515	2,571	2,648	2,754
Turnout	1,287	1,642	1,248	1,695	1,696	2,049	1,780	2,004	1,699	2,095
Percent	62%	81%	59%	73%	70%	85%	71%	78%	64%	76%
<b>Glocester</b>										
Eligible	4,730	4,732	4,814	5,418	5,552	5,165	5,363	5,824	6,209	6,635
Turnout	2,691	3,524	2,789	3,564	3,308	4,331	3,564	3,920	3,207	4,324
Percent	57%	74%	57%	65%	60%	83%	67%	67%	52%	65%
<b>Hopkinton</b>										
Eligible	2,981	3,410	3,399	3,500	3,987	4,036	4,040	4,426	4,808	4,970
Turnout	1,911	2,684	1,731	2,547	2,305	2,988	2,416	2,954	2,155	3,152
Percent	64%	79%	50%	72%	58%	74%	60%	67%	49%	63%
<b>Jamestown</b>										
Eligible	2,964	3,132	3,041	3,292	3,348	3,602	3,523	3,924	4,022	4,481
Turnout	2,017	2,593	2,058	2,578	2,499	2,795	2,662	3,007	2,555	3,370
Percent	68%	83%	67%	78%	75%	77%	76%	77%	64%	75%
<b>Johnston</b>										
Eligible	14,590	15,240	15,038	15,967	16,286	16,868	18,016	19,440	20,479	21,193
Turnout	9,846	12,550	10,340	11,826	11,466	13,744	12,692	13,062	11,789	13,800
Percent	67%	82%	68%	74%	70%	81%	70%	67%	58%	65%
<b>Lincoln</b>										
Eligible	11,060	11,767	11,015	11,309	11,395	11,835	12,011	13,283	14,092	15,298
Turnout	7,858	9,393	7,340	8,529	8,026	9,583	9,011	9,423	8,060	10,334
Percent	71%	80%	66%	75%	70%	80%	75%	71%	57%	68%
<b>Little Compton</b>										
Eligible	2,171	2,258	2,166	2,376	2,281	2,379	2,431	2,610	2,698	2,823
Turnout	1,503	1,824	1,420	1,699	1,647	1,793	1,711	1,866	1,591	2,160
Percent	69%	81%	65%	71%	72%	75%	70%	71%	59%	77%

\* Voter turnout data is for the November General Election.

**RI BOARD OF ELECTIONS**  
**Summary of Voter Turnout Statewide And By Community \***

<b>Election Year</b>	<b>1982</b>	<b>1984</b>	<b>1986</b>	<b>1988</b>	<b>1990</b>	<b>1992</b>	<b>1994</b>	<b>1996</b>	<b>1998</b>	<b>2000</b>
<b>Middletown</b>										
Eligible	7,400	7,772	7,532	7,522	8,040	7,819	8,396	9,390	10,256	10,583
Turnout	4,697	6,375	4,773	5,607	5,282	6,460	5,480	6,420	4,816	7,142
Percent	63%	82%	63%	74%	66%	82%	65%	68%	47%	67%
<b>Narragansett</b>										
Eligible	7,799	8,029	7,765	8,657	8,142	9,321	8,847	10,332	11,494	12,738
Turnout	4,595	6,019	4,899	6,104	5,582	7,080	6,087	7,099	5,790	8,061
Percent	59%	75%	63%	70%	69%	75%	69%	69%	50%	63%
<b>Newport</b>										
Eligible	14,499	15,021	13,729	14,315	12,810	13,772	13,236	15,314	16,594	18,087
Turnout	8,140	11,163	7,641	9,200	7,885	9,926	7,918	9,573	6,600	9,975
Percent	56%	74%	55%	64%	62%	72%	60%	63%	40%	55%^
<b>New Shoreham</b>										
Eligible	1,090	1,093	1,182	1,195	1,280	1,173	1,162	1,305	1,441	1,520
Turnout	641	692	655	641	701	802	912	958	902	1,054
Percent	59%	63%	55%	53%	55%	68%	79%	73%	63%	69%
<b>North Kingstown</b>										
Eligible	12,084	13,702	13,017	14,355	14,185	14,448	14,641	16,786	18,052	19,374
Turnout	7,658	10,456	8,052	10,404	9,477	12,068	10,344	11,785	9,251	13,003
Percent	63%	76%	61%	72%	67%	83%	71%	70%	51%	67%
<b>North Providence</b>										
Eligible	19,758	21,356	18,775	21,706	21,574	22,692	22,854	23,465	24,287	26,531
Turnout	12,667	16,438	12,819	15,528	14,268	17,512	14,674	14,629	12,339	15,075
Percent	64%	77%	68%	71%	66%	77%	64%	62%	51%	57%
<b>North Smithfield</b>										
Eligible	6,433	6,599	6,264	6,378	6,422	6,689	6,820	7,256	7,742	7,899
Turnout	3,800	5,196	3,681	4,921	4,532	5,406	4,598	5,113	4,262	5,413
Percent	59%	79%	58%	77%	71%	80%	67%	70%	55%	69%
<b>Pawtucket</b>										
Eligible	36,437	35,711	32,526	34,286	32,992	32,868	33,768	35,423	36,480	38,144
Turnout	21,012	27,559	20,372	24,478	21,790	24,902	20,200	21,522	15,647	21,581
Percent	58%	77%	62%	71%	66%	75%	60%	61%	43%	57%
<b>Portsmouth</b>										
Eligible	7,994	8,896	9,301	9,637	9,403	10,253	10,121	11,231	12,055	12,956
Turnout	5,133	7,006	5,999	6,869	6,276	8,098	6,697	7,969	6,221	8,891
Percent	64%	79%	64%	71%	67%	78%	66%	71%	52%	69%

\* Voter turnout data is for the November General Election.

**RI BOARD OF ELECTIONS**  
**Summary of Voter Turnout Statewide And By Community \***

<b>Election Year</b>	<b>1982</b>	<b>1984</b>	<b>1986</b>	<b>1988</b>	<b>1990</b>	<b>1992</b>	<b>1994</b>	<b>1996</b>	<b>1998</b>	<b>2000</b>
<b>Providence</b>										
Eligible	89,309	75,862	79,578	79,944	77,278	79,093	77,084	83,419	89,088	93,536
Turnout	53,323	58,740	44,096	47,670	44,946	48,264	40,569	40,753	32,822	43,475
Percent	60%	77%	55%	59%	58%	61%	53%	49%	37%	47%
<b>Richmond</b>										
Eligible	2,067	2,471	2,653	3,124	3,366	3,461	3,263	3,778	4,225	4,628
Turnout	1,457	1,961	1,523	2,128	1,950	2,680	2,313	2,517	2,037	3,040
Percent	70%	79%	57%	68%	58%	77%	71%	67%	48%	66%
<b>Scituate</b>										
Eligible	4,992	5,260	5,091	5,688	5,820	5,904	5,910	6,273	6,436	7,106
Turnout	3,587	4,464	3,582	4,400	4,046	5,024	4,388	4,749	4,038	5,117
Percent	72%	85%	70%	77%	70%	85%	74%	76%	63%	72%
<b>Smithfield</b>										
Eligible	9,022	9,951	10,544	10,493	10,387	10,833	11,299	12,553	13,221	14,063
Turnout	6,182	7,828	6,384	7,807	7,370	9,244	7,761	8,490	6,851	9,144
Percent	69%	79%	60%	74%	71%	85%	69%	68%	52%	65%
<b>South Kingstown</b>										
Eligible	10,143	10,847	10,469	10,918	10,887	12,232	11,957	13,953	15,668	18,512
Turnout	6,521	8,339	6,450	8,144	7,458	9,689	8,545	10,009	8,210	11,900
Percent	64%	77%	61%	74%	69%	79%	72%	72%	52%	64%
<b>Tiverton</b>										
Eligible	7,595	8,369	8,628	8,784	8,082	8,572	9,376	10,153	8,722	9,810
Turnout	4,597	6,279	4,230	5,960	5,307	6,710	5,325	6,261	4,444	6,609
Percent	61%	75%	49%	67%	66%	78%	57%	62%	51%	67%
<b>Warren</b>										
Eligible	5,371	5,823	5,658	6,055	5,744	5,765	6,120	6,747	6,842	7,113
Turnout	3,473	4,700	3,604	4,473	3,931	4,892	4,089	4,535	3,361	4,699
Percent	65%	81%	63%	73%	68%	84%	67%	67%	49%	66%
<b>Warwick</b>										
Eligible	50,035	53,946	51,289	53,221	50,230	51,821	50,286	55,756	57,352	60,526
Turnout	34,052	42,640	32,987	38,521	36,519	43,054	37,073	38,820	32,017	39,962
Percent	68%	79%	64%	72%	73%	83%	74%	70%	56%	66%
<b>Westerly</b>										
Eligible	11,339	11,007	10,369	11,178	10,740	11,451	12,831	13,155	14,369	15,716
Turnout	6,641	8,597	6,236	7,970	7,165	8,871	7,139	9,158	6,749	9,998
Percent	59%	78%	60%	71%	67%	77%	56%	70%	47%	64%

\* Voter turnout data is for the November General Election.

**RI BOARD OF ELECTIONS**  
**Summary of Voter Turnout Statewide And By Community \***

<b>Election Year</b>	<b>1982</b>	<b>1984</b>	<b>1986</b>	<b>1988</b>	<b>1990</b>	<b>1992</b>	<b>1994</b>	<b>1996</b>	<b>1998</b>	<b>2000</b>
<b>West Greenwich</b>										
<b>Eligible</b>	1,898	2,099	1,957	2,174	2,307	2,746	3,020	3,263	3,344	3,326
<b>Turnout</b>	1,269	1,737	1,240	1,656	1,603	2,199	2,497	2,265	1,646	2,372
<b>Percent</b>	67%	83%	63%	76%	69%	80%	83%	69%	49%	71%
<b>West Warwick</b>										
<b>Eligible</b>	14,103	14,654	13,889	15,084	14,751	15,900	14,978	16,801	16,693	17,207
<b>Turnout</b>	8,909	11,330	8,456	11,040	10,622	12,692	10,159	10,750	8,042	10,841
<b>Percent</b>	63%	77%	60%	73%	72%	79%	68%	64%	48%	63%
<b>Woonsocket</b>										
<b>Eligible</b>	21,169	21,249	20,204	20,036	18,549	18,775	18,313	19,497	20,864	21,997
<b>Turnout</b>	13,475	16,825	11,821	14,177	11,836	14,210	11,007	12,320	9,104	11,923
<b>Percent</b>	64%	79%	58%	70%	64%	75%	60%	63%	43%	54%

\* Voter turnout data is for the November General Election.

