


ELECTION RESULTS

2012

**PRESIDENTIAL PREFERENCE
PRIMARY**
April 24, 2012

STATEWIDE PRIMARY
SEPTEMBER 11, 2012

GENERAL ELECTION
NOVEMBER 6, 2012



RHODE ISLAND STATE BOARD OF ELECTIONS

FRANK J. REGO. *Chairman*

RICHARD H. PIERCE. *Vice Chairman*

RICHARD R. DUBOIS

SUSAN L. FARMER

FLORENCE G. GORMLEY

MARTIN E. JOYCE. JR

WILLIAM E. WEST

ROBERT KANDO. *Executive Director*

ROBERT B. RAPOZA. *Director of Elections*

Prepared By:

GREGORY MCBURNEY & MIGUEL J. NUNEZ

Edited with assistance from:

Pamela A. Calise

Rita Riccardi

Isairis Burchfield

Steven Taylor

Stephen Quirk



50 BRANCH AVENUE. PROVIDENCE. RHODE ISLAND 02904

Tel. (401) 222-2345

Fax (401) 222-3135

<http://www.elections.ri.gov>

FORWARD

In accordance with RIGL 17-7-5(12), it is with great pleasure the Rhode Island Board of Elections publishes the ***Election Results 2012***. The data in this publication reflects the official record of votes cast in the April 24, 2012, Presidential Preference Primary, the September 11, 2012, Statewide Primary and the November 6, 2012, General Election. This publication includes the results of the federal offices, state offices and state referenda questions.

On behalf of the commissioners and staff of the Board of Elections, we welcome your comments and suggestions for continued improvement of this publication. Please contact the Board at 401-222-2345 or through our website at www.elections.ri.gov, with any comments or suggestions.

Frank J. Rego, Chairman
Rhode Island Board of Elections

TABLE OF CONTENTS

PRESIDENTIAL PREFERENCE PRIMARY

VOTE TOTALS FOR PRESIDENTIAL CANDIDATES

| | |
|----------------------------------------------------------|----|
| Municipal Summary..... | 11 |
| County Summary..... | 12 |
| 1 st Congressional District by Community..... | 13 |
| 2 nd Congressional District by Community..... | 13 |
| Voter Turnout by Municipality..... | 14 |
| Voter Turnout by County..... | 15 |

DEMOCRATIC DELEGATES VOTE TOTALS

| | |
|--------------------------------|----|
| Delegates for Obama..... | 16 |
| Delegates for Uncommitted..... | 16 |

REPUBLICAN DELEGATES VOTE TOTALS

| | |
|-----------------|----|
| Delegates | 17 |
|-----------------|----|

STATEWIDE PRIMARY

TOTAL VOTES CAST for FEDERAL OFFICES

| | |
|-----------------------------------------------------------|----|
| Senator in Congress – Results by Municipality..... | 21 |
| Senator in Congress – Results by County..... | 22 |
| U.S. Congress – District 1 – Results by Municipality..... | 23 |
| U.S. Congress – District 1 – Results by County..... | 24 |
| U.S. Congress – District 2 – Results by Municipality..... | 25 |
| U.S. Congress – District 2 – Results by County..... | 26 |
| VOTER TURNOUT by Municipality..... | 27 |
| VOTER TURNOUT by County..... | 28 |

TOTAL VOTES CAST for STATE OFFICES

| | |
|--------------------------------------------------------------|----|
| State Senate Results by Senate District..... | 29 |
| State Representative Results by Representative District..... | 32 |
| Senate District Committees – Democrat..... | 39 |
| Representative District Committees – Democrat..... | 40 |

RHODE ISLAND GENERAL ELECTION

RESULTS by MUNICIPALITY / COUNTY

| | |
|--------------------------------------------------------------------|----|
| Presidential Election Results by Municipality..... | 48 |
| Presidential Election Results by County..... | 49 |
| U.S. Senator Election Results by Municipality..... | 50 |
| U.S. Senator Election Results by County..... | 51 |
| U.S. Congress – District 1 - Election Results by Municipality..... | 52 |
| U.S. Congress – District 1 - Election Results by County..... | 53 |
| U.S. Congress – District 2 - Election Results by Municipality..... | 54 |
| U.S. Congress – District 2 - Election Results by County..... | 55 |
| Voter Turnout by Municipality..... | 56 |
| Voter Turnout by County..... | 57 |
| Senator in the General Assembly..... | 58 |
| Representative in the General Assembly..... | 63 |

| | |
|------------------------------|----|
| POLLING PLACE LOCATIONS..... | 73 |
|------------------------------|----|

TOTAL VOTES CAST for FEDERAL OFFICES by PRECINCT

| | |
|-------------------------------------|-----|
| President of the United States..... | 87 |
| Senator in Congress..... | 178 |
| U.S. Congress – District 1..... | 202 |
| U.S. Congress – District 2..... | 220 |

TOTAL OFFICES CAST for STATE OFFICES by PRECINCT

| | |
|----------------------------------------------|-----|
| State Senate..... | 241 |
| State Representative..... | 289 |
| State Questions..... | 366 |
| Write-In Votes for Federal Offices..... | 380 |
| Write-In Votes for the General Assembly..... | 380 |

| | |
|-----------------------------------------------------------|-----|
| HISTORICAL TURNOUT IN RHODE ISLAND GENERAL ELECTIONS..... | 385 |
|-----------------------------------------------------------|-----|

| | |
|-------------------------------------------|-----|
| PROVISIONAL BALLOT MUNICIPAL SUMMARY..... | 389 |
|-------------------------------------------|-----|

| | |
|---------------|-----|
| GLOSSARY..... | 391 |
|---------------|-----|

**PRESIDENTIAL
PREFERENCE PRIMARY
APRIL 24, 2012**

**PRESIDENTIAL PREFERENCE PRIMARY
MUNICIPAL SUMMARY**

| MUNICIPALITY | Barack OBAMA | UNCOM (DEM) | Mitt ROMNEY | RON PAUL | Newt GINGRICH | Rick SANTORUM | UNCOM (REP) | Buddy ROEMER |
|--------------------|-----------------|----------------|----------------|--------------|------------------|------------------|----------------|-----------------|
| BARRINGTON | 206 | 16 | 307 | 63 | 13 | 24 | 1 | 1 |
| BRISTOL | 108 | 20 | 254 | 81 | 9 | 18 | 1 | 0 |
| BURRILLVILLE | 81 | 23 | 131 | 76 | 17 | 15 | 0 | 1 |
| CENTRAL FALLS | 49 | 9 | 13 | 10 | 1 | 4 | 0 | 0 |
| CHARLESTOWN | 36 | 3 | 94 | 64 | 19 | 9 | 2 | 0 |
| COVENTRY | 67 | 18 | 298 | 159 | 34 | 35 | 3 | 2 |
| CRANSTON | 306 | 50 | 501 | 180 | 56 | 54 | 3 | 1 |
| CUMBERLAND | 156 | 48 | 346 | 113 | 17 | 25 | 1 | 1 |
| EAST GREENWICH | 55 | 1 | 326 | 76 | 12 | 18 | 3 | 2 |
| EAST PROVIDENCE | 428 | 48 | 296 | 138 | 31 | 33 | 1 | 3 |
| EXETER | 22 | 4 | 80 | 62 | 17 | 12 | 2 | 0 |
| FOSTER | 10 | 2 | 70 | 27 | 3 | 4 | 0 | 0 |
| GLOCESTER | 43 | 6 | 100 | 85 | 21 | 5 | 1 | 1 |
| HOPKINTON | 21 | 6 | 65 | 39 | 18 | 8 | 2 | 0 |
| JAMESTOWN | 73 | 7 | 154 | 47 | 10 | 14 | 1 | 0 |
| JOHNSTON | 98 | 51 | 151 | 60 | 19 | 5 | 0 | 0 |
| LINCOLN | 58 | 12 | 249 | 78 | 20 | 21 | 3 | 0 |
| LITTLE COMPTON | 43 | 2 | 96 | 30 | 4 | 15 | 3 | 0 |
| MIDDLETOWN | 86 | 13 | 181 | 57 | 25 | 18 | 2 | 0 |
| NARRAGANSETT | 89 | 14 | 227 | 81 | 15 | 9 | 1 | 1 |
| NEWPORT | 183 | 19 | 277 | 57 | 13 | 18 | 2 | 0 |
| NEW SHOREHAM | 22 | 2 | 21 | 19 | 2 | 0 | 0 | 0 |
| NORTH KINGSTOWN | 122 | 19 | 534 | 180 | 53 | 32 | 4 | 0 |
| NORTH PROVIDENCE | 168 | 44 | 176 | 59 | 10 | 9 | 1 | 0 |
| NORTH SMITHFIELD | 51 | 13 | 206 | 64 | 18 | 16 | 3 | 1 |
| PAWTUCKET | 514 | 113 | 249 | 130 | 29 | 30 | 4 | 1 |
| PORTSMOUTH | 156 | 10 | 400 | 95 | 31 | 31 | 5 | 2 |
| PROVIDENCE | 1,331 | 97 | 310 | 149 | 47 | 37 | 5 | 6 |
| RICHMOND | 39 | 0 | 92 | 66 | 13 | 15 | 1 | 0 |
| SCITUATE | 24 | 8 | 162 | 87 | 21 | 11 | 0 | 0 |
| SMITHFIELD | 57 | 20 | 221 | 89 | 21 | 10 | 2 | 2 |
| SOUTH KINGSTOWN | 173 | 12 | 290 | 150 | 26 | 14 | 5 | 0 |
| TIVERTON | 97 | 20 | 223 | 61 | 18 | 15 | 3 | 0 |
| WARREN | 44 | 6 | 93 | 27 | 12 | 9 | 2 | 1 |
| WARWICK | 388 | 68 | 808 | 324 | 87 | 62 | 4 | 2 |
| WESTERLY | 46 | 3 | 196 | 55 | 26 | 24 | 1 | 0 |
| WEST GREENWICH | 12 | 5 | 104 | 50 | 11 | 10 | 2 | 0 |
| WEST WARWICK | 76 | 26 | 188 | 104 | 16 | 16 | 1 | 2 |
| WOONSOCKET | 245 | 73 | 233 | 129 | 28 | 24 | 3 | 1 |
| MAIL BALLOTS | 976 | 222 | 456 | 52 | 37 | 96 | 53 | 9 |
| STATE TOTAL | 6,759 | 1,133 | 9,178 | 3,473 | 880 | 825 | 131 | 40 |

**PRESIDENTIAL PREFERENCE PRIMARY
COUNTY SUMMARY**

| COUNTY | Barack OBAMA | UNCOM (DEM) | Mitt ROMNEY | RON PAUL | Newt GINGRICH | Rick SANTORUM | UNCOM (REP) | Buddy ROEMER |
|--------------------------|-----------------|----------------|--------------|--------------|------------------|------------------|----------------|-----------------|
| BRISTOL COUNTY | 358 | 42 | 654 | 171 | 34 | 51 | 4 | 2 |
| BARRINGTON | 206 | 16 | 307 | 63 | 13 | 24 | 1 | 1 |
| BRISTOL | 108 | 20 | 254 | 81 | 9 | 18 | 1 | 0 |
| WARREN | 44 | 6 | 93 | 27 | 12 | 9 | 2 | 1 |
| KENT COUNTY | 598 | 118 | 1,724 | 713 | 160 | 141 | 13 | 8 |
| COVENTRY | 67 | 18 | 298 | 159 | 34 | 35 | 3 | 2 |
| EAST GREENWICH | 55 | 1 | 326 | 76 | 12 | 18 | 3 | 2 |
| WARWICK | 388 | 68 | 808 | 324 | 87 | 62 | 4 | 2 |
| WEST GREENWICH | 12 | 5 | 104 | 50 | 11 | 10 | 2 | 0 |
| WEST WARWICK | 76 | 26 | 188 | 104 | 16 | 16 | 1 | 2 |
| NEWPORT COUNTY | 638 | 71 | 1,331 | 347 | 101 | 111 | 16 | 2 |
| JAMESTOWN | 73 | 7 | 154 | 47 | 10 | 14 | 1 | 0 |
| LITTLE COMPTON | 43 | 2 | 96 | 30 | 4 | 15 | 3 | 0 |
| MIDDLETOWN | 86 | 13 | 181 | 57 | 25 | 18 | 2 | 0 |
| NEWPORT | 183 | 19 | 277 | 57 | 13 | 18 | 2 | 0 |
| PORTSMOUTH | 156 | 10 | 400 | 95 | 31 | 31 | 5 | 2 |
| TIVERTON | 97 | 20 | 223 | 61 | 18 | 15 | 3 | 0 |
| PROVIDENCE COUNTY | 3,619 | 617 | 3,414 | 1,474 | 359 | 303 | 27 | 18 |
| BURRILLVILLE | 81 | 23 | 131 | 76 | 17 | 15 | 0 | 1 |
| CENTRAL FALLS | 49 | 9 | 13 | 10 | 1 | 4 | 0 | 0 |
| CRANSTON | 306 | 50 | 501 | 180 | 56 | 54 | 3 | 1 |
| CUMBERLAND | 156 | 48 | 346 | 113 | 17 | 25 | 1 | 1 |
| EAST PROVIDENCE | 428 | 48 | 296 | 138 | 31 | 33 | 1 | 3 |
| FOSTER | 10 | 2 | 70 | 27 | 3 | 4 | 0 | 0 |
| GLOCESTER | 43 | 6 | 100 | 85 | 21 | 5 | 1 | 1 |
| JOHNSTON | 98 | 51 | 151 | 60 | 19 | 5 | 0 | 0 |
| LINCOLN | 58 | 12 | 249 | 78 | 20 | 21 | 3 | 0 |
| NORTH PROVIDENCE | 168 | 44 | 176 | 59 | 10 | 9 | 1 | 0 |
| NORTH SMITHFIELD | 51 | 13 | 206 | 64 | 18 | 16 | 3 | 1 |
| PAWTUCKET | 514 | 113 | 249 | 130 | 29 | 30 | 4 | 1 |
| PROVIDENCE | 1,331 | 97 | 310 | 149 | 47 | 37 | 5 | 6 |
| SCITUATE | 24 | 8 | 162 | 87 | 21 | 11 | 0 | 0 |
| SMITHFIELD | 57 | 20 | 221 | 89 | 21 | 10 | 2 | 2 |
| WOONSOCKET | 245 | 73 | 233 | 129 | 28 | 24 | 3 | 1 |
| WASHINGTON COUNTY | 570 | 63 | 1,599 | 716 | 189 | 123 | 18 | 1 |
| CHARLESTOWN | 36 | 3 | 94 | 64 | 19 | 9 | 2 | 0 |
| EXETER | 22 | 4 | 80 | 62 | 17 | 12 | 2 | 0 |
| HOPKINTON | 21 | 6 | 65 | 39 | 18 | 8 | 2 | 0 |
| NARRAGANSETT | 89 | 14 | 227 | 81 | 15 | 9 | 1 | 1 |
| NEW SHOREHAM | 22 | 2 | 21 | 19 | 2 | 0 | 0 | 0 |
| NORTH KINGSTOWN | 122 | 19 | 534 | 180 | 53 | 32 | 4 | 0 |
| RICHMOND | 39 | 0 | 92 | 66 | 13 | 15 | 1 | 0 |
| SOUTH KINGSTOWN | 173 | 12 | 290 | 150 | 26 | 14 | 5 | 0 |
| WESTERLY | 46 | 3 | 196 | 55 | 26 | 24 | 1 | 0 |
| MAIL BALLOTS | 976 | 222 | 456 | 52 | 37 | 96 | 53 | 9 |
| STATE TOTAL | 6,759 | 1,133 | 9,178 | 3,473 | 880 | 825 | 131 | 40 |

**PRESIDENTIAL PREFERENCE PRIMARY
CONGRESSIONAL DISTRICT SUMMARY**

| FIRST CONGRESSIONAL DISTRICT | | | | | | | | |
|-------------------------------------|---------------------|--------------------|--------------------|-----------------|----------------------|----------------------|--------------------|---------------------|
| MUNICIPALITY | Barack OBAMA | UNCOM (DEM) | Mitt ROMNEY | RON PAUL | Newt GINGRICH | Rick SANTORUM | UNCOM (REP) | Buddy ROEMER |
| BARRINGTON | 206 | 16 | 307 | 63 | 13 | 24 | 1 | 1 |
| BRISTOL | 108 | 20 | 254 | 81 | 9 | 18 | 1 | 0 |
| BURRILLVILLE | 81 | 23 | 131 | 76 | 17 | 15 | 0 | 1 |
| CENTRAL FALLS | 49 | 9 | 13 | 10 | 1 | 4 | 0 | 0 |
| CUMBERLAND | 156 | 48 | 346 | 113 | 17 | 25 | 1 | 1 |
| EAST PROVIDENCE | 428 | 48 | 296 | 138 | 31 | 33 | 1 | 3 |
| JAMESTOWN | 73 | 7 | 154 | 47 | 10 | 14 | 1 | 0 |
| LINCOLN | 58 | 12 | 249 | 78 | 20 | 21 | 3 | 0 |
| LITTLE COMPTON | 43 | 2 | 96 | 30 | 4 | 15 | 3 | 0 |
| MIDDLETOWN | 86 | 13 | 181 | 57 | 25 | 18 | 2 | 0 |
| NEWPORT | 183 | 19 | 277 | 57 | 13 | 18 | 2 | 0 |
| NORTH PROVIDENCE | 168 | 44 | 176 | 59 | 10 | 9 | 1 | 0 |
| NORTH SMITHFIELD | 51 | 13 | 206 | 64 | 18 | 16 | 3 | 1 |
| PAWTUCKET | 514 | 113 | 249 | 130 | 29 | 30 | 4 | 1 |
| PORTSMOUTH | 156 | 10 | 400 | 95 | 31 | 31 | 5 | 2 |
| PROVIDENCE | 827 | 61 | 245 | 96 | 27 | 20 | 2 | 3 |
| SMITHFIELD | 57 | 20 | 221 | 89 | 21 | 10 | 2 | 2 |
| TIVERTON | 97 | 20 | 223 | 61 | 18 | 15 | 3 | 0 |
| WARREN | 44 | 6 | 93 | 27 | 12 | 9 | 2 | 1 |
| WOONSOCKET | 245 | 73 | 233 | 129 | 28 | 24 | 3 | 1 |
| MAIL BALLOTS | 638 | 163 | 266 | 30 | 21 | 54 | 41 | 4 |
| DISTRICT 1 TOTAL | 4,268 | 740 | 4,616 | 1,530 | 375 | 423 | 81 | 21 |

| SECOND CONGRESSIONAL DISTRICT | | | | | | | | |
|--------------------------------------|---------------------|--------------------|--------------------|-----------------|----------------------|----------------------|--------------------|---------------------|
| MUNICIPALITY | Barack OBAMA | UNCOM (DEM) | Mitt ROMNEY | RON PAUL | Newt GINGRICH | Rick SANTORUM | UNCOM (REP) | Buddy ROEMER |
| CHARLESTOWN | 36 | 3 | 94 | 64 | 19 | 9 | 2 | 0 |
| COVENTRY | 67 | 18 | 298 | 159 | 34 | 35 | 3 | 2 |
| CRANSTON | 306 | 50 | 501 | 180 | 56 | 54 | 3 | 1 |
| EAST GREENWICH | 55 | 1 | 326 | 76 | 12 | 18 | 3 | 2 |
| EXETER | 22 | 4 | 80 | 62 | 17 | 12 | 2 | 0 |
| FOSTER | 10 | 2 | 70 | 27 | 3 | 4 | 0 | 0 |
| GLOCESTER | 43 | 6 | 100 | 85 | 21 | 5 | 1 | 1 |
| HOPKINTON | 21 | 6 | 65 | 39 | 18 | 8 | 2 | 0 |
| JOHNSTON | 98 | 51 | 151 | 60 | 19 | 5 | 0 | 0 |
| NARRAGANSETT | 89 | 14 | 227 | 81 | 15 | 9 | 1 | 1 |
| NEW SHOREHAM | 22 | 2 | 21 | 19 | 2 | 0 | 0 | 0 |
| NORTH KINGSTOWN | 122 | 19 | 534 | 180 | 53 | 32 | 4 | 0 |
| PROVIDENCE | 504 | 36 | 65 | 53 | 20 | 17 | 3 | 3 |
| RICHMOND | 39 | 0 | 92 | 66 | 13 | 15 | 1 | 0 |
| SCITUATE | 24 | 8 | 162 | 87 | 21 | 11 | 0 | 0 |
| SOUTH KINGSTOWN | 173 | 12 | 290 | 150 | 26 | 14 | 5 | 0 |
| WARWICK | 388 | 68 | 808 | 324 | 87 | 62 | 4 | 2 |
| WESTERLY | 46 | 3 | 196 | 55 | 26 | 24 | 1 | 0 |
| WEST GREENWICH | 12 | 5 | 104 | 50 | 11 | 10 | 2 | 0 |
| WEST WARWICK | 76 | 26 | 188 | 104 | 16 | 16 | 1 | 2 |
| MAIL BALLOTS | 338 | 59 | 190 | 22 | 16 | 42 | 12 | 5 |
| DISTRICT 2 TOTAL | 2,491 | 393 | 4,562 | 1,943 | 505 | 402 | 50 | 19 |

**PRESIDENTIAL PREFERENCE PRIMARY
VOTER TURNOUT
MUNICIPAL SUMMARY**

| MUNICIPALITY | ELIGIBLE | VOTES CAST | % TURNOUT | DEMOCRAT VOTES CAST | REPUBLICAN VOTES CAST |
|--------------------|----------------|---------------|--------------|------------------------|--------------------------|
| BARRINGTON | 13,748 | 650 | 4.73% | 234 | 416 |
| BRISTOL | 15,776 | 508 | 3.22% | 141 | 367 |
| BURRILLVILLE | 11,832 | 353 | 2.98% | 111 | 242 |
| CENTRAL FALLS | 7,401 | 89 | 1.20% | 61 | 28 |
| CHARLESTOWN | 6,110 | 240 | 3.93% | 48 | 192 |
| COVENTRY | 24,095 | 631 | 2.62% | 98 | 533 |
| CRANSTON | 53,776 | 1,198 | 2.23% | 396 | 802 |
| CUMBERLAND | 24,401 | 722 | 2.96% | 219 | 503 |
| EAST GREENWICH | 10,565 | 505 | 4.78% | 60 | 445 |
| EAST PROVIDENCE | 31,982 | 1,016 | 3.18% | 510 | 506 |
| EXETER | 4,832 | 203 | 4.20% | 27 | 176 |
| FOSTER | 3,749 | 117 | 3.12% | 13 | 104 |
| GLOCESTER | 7,891 | 271 | 3.43% | 55 | 216 |
| HOPKINTON | 6,396 | 164 | 2.56% | 31 | 133 |
| JAMESTOWN | 4,732 | 314 | 6.64% | 84 | 230 |
| JOHNSTON | 22,339 | 401 | 1.80% | 165 | 236 |
| LINCOLN | 16,487 | 455 | 2.76% | 80 | 375 |
| LITTLE COMPTON | 3,075 | 200 | 6.50% | 49 | 151 |
| MIDDLETOWN | 10,581 | 393 | 3.71% | 105 | 288 |
| NARRAGANSETT | 11,743 | 450 | 3.83% | 109 | 341 |
| NEWPORT | 13,763 | 585 | 4.25% | 215 | 370 |
| NEW SHOREHAM | 1,430 | 71 | 4.97% | 28 | 43 |
| NORTH KINGSTOWN | 21,097 | 962 | 4.56% | 152 | 810 |
| NORTH PROVIDENCE | 26,113 | 493 | 1.89% | 235 | 258 |
| NORTH SMITHFIELD | 9,634 | 374 | 3.88% | 65 | 309 |
| PAWTUCKET | 39,895 | 1,144 | 2.87% | 694 | 450 |
| PORTSMOUTH | 13,109 | 749 | 5.71% | 178 | 571 |
| PROVIDENCE | 98,832 | 2,079 | 2.10% | 1,518 | 561 |
| RICHMOND | 5,891 | 229 | 3.89% | 42 | 187 |
| SCITUATE | 8,504 | 321 | 3.77% | 38 | 283 |
| SMITHFIELD | 15,726 | 428 | 2.72% | 82 | 346 |
| SOUTH KINGSTOWN | 21,043 | 688 | 3.27% | 199 | 489 |
| TIVERTON | 12,328 | 452 | 3.67% | 130 | 322 |
| WARREN | 7,655 | 200 | 2.61% | 56 | 144 |
| WARWICK | 60,633 | 1,793 | 2.96% | 494 | 1,299 |
| WESTERLY | 16,673 | 359 | 2.15% | 53 | 306 |
| WEST GREENWICH | 4,858 | 198 | 4.08% | 19 | 179 |
| WEST WARWICK | 18,768 | 446 | 2.38% | 115 | 331 |
| WOONSOCKET | 24,174 | 781 | 3.23% | 361 | 420 |
| MAIL BALLOTS | N/A | 1,968 | N/A | 1,259 | 709 |
| STATE TOTAL | 711,637 | 23,200 | 3.26% | 8,529 | 14,671 |

**PRESIDENTIAL PREFERENCE PRIMARY
VOTER TURNOUT
COUNTY SUMMARY**

| COUNTY | ELIGIBLE | VOTES CAST | % TURNOUT | DEMOCRAT VOTES CAST | REPUBLICAN VOTES CAST |
|--------------------------|----------------|---------------|--------------|------------------------|--------------------------|
| BRISTOL COUNTY | 37,179 | 1,358 | 3.65% | 431 | 927 |
| BARRINGTON | 13,748 | 650 | 4.73% | 234 | 416 |
| BRISTOL | 15,776 | 508 | 3.22% | 141 | 367 |
| WARREN | 7,655 | 200 | 2.61% | 56 | 144 |
| KENT COUNTY | 118,919 | 3,573 | 3.00% | 786 | 2,787 |
| COVENTRY | 24,095 | 631 | 2.62% | 98 | 533 |
| EAST GREENWICH | 10,565 | 505 | 4.78% | 60 | 445 |
| WARWICK | 60,633 | 1,793 | 2.96% | 494 | 1,299 |
| WEST GREENWICH | 4,858 | 198 | 4.08% | 19 | 179 |
| WEST WARWICK | 18,768 | 446 | 2.38% | 115 | 331 |
| NEWPORT COUNTY | 57,588 | 2,693 | 4.68% | 761 | 1,932 |
| JAMESTOWN | 4,732 | 314 | 6.64% | 84 | 230 |
| LITTLE COMPTON | 3,075 | 200 | 6.50% | 49 | 151 |
| MIDDLETOWN | 10,581 | 393 | 3.71% | 105 | 288 |
| NEWPORT | 13,763 | 585 | 4.25% | 215 | 370 |
| PORTSMOUTH | 13,109 | 749 | 5.71% | 178 | 571 |
| TIVERTON | 12,328 | 452 | 3.67% | 130 | 322 |
| PROVIDENCE COUNTY | 402,736 | 10,242 | 2.54% | 4,603 | 5,639 |
| BURRILLVILLE | 11,832 | 353 | 2.98% | 111 | 242 |
| CENTRAL FALLS | 7,401 | 89 | 1.20% | 61 | 28 |
| CRANSTON | 53,776 | 1,198 | 2.23% | 396 | 802 |
| CUMBERLAND | 24,401 | 722 | 2.96% | 219 | 503 |
| EAST PROVIDENCE | 31,982 | 1,016 | 3.18% | 510 | 506 |
| FOSTER | 3,749 | 117 | 3.12% | 13 | 104 |
| GLOCESTER | 7,891 | 271 | 3.43% | 55 | 216 |
| JOHNSTON | 22,339 | 401 | 1.80% | 165 | 236 |
| LINCOLN | 16,487 | 455 | 2.76% | 80 | 375 |
| NORTH PROVIDENCE | 26,113 | 493 | 1.89% | 235 | 258 |
| NORTH SMITHFIELD | 9,634 | 374 | 3.88% | 65 | 309 |
| PAWTUCKET | 39,895 | 1,144 | 2.87% | 694 | 450 |
| PROVIDENCE | 98,832 | 2,079 | 2.10% | 1,518 | 561 |
| SCITUATE | 8,504 | 321 | 3.77% | 38 | 283 |
| SMITHFIELD | 15,726 | 428 | 2.72% | 82 | 346 |
| WOONSOCKET | 24,174 | 781 | 3.23% | 361 | 420 |
| WASHINGTON COUNTY | 95,215 | 3,366 | 3.54% | 689 | 2,677 |
| CHARLESTOWN | 6,110 | 240 | 3.93% | 48 | 192 |
| EXETER | 4,832 | 203 | 4.20% | 27 | 176 |
| HOPKINTON | 6,396 | 164 | 2.56% | 31 | 133 |
| NARRAGANSETT | 11,743 | 450 | 3.83% | 109 | 341 |
| NEW SHOREHAM | 1,430 | 71 | 4.97% | 28 | 43 |
| NORTH KINGSTOWN | 21,097 | 962 | 4.56% | 152 | 810 |
| RICHMOND | 5,891 | 229 | 3.89% | 42 | 187 |
| SOUTH KINGSTOWN | 21,043 | 688 | 3.27% | 199 | 489 |
| WESTERLY | 16,673 | 359 | 2.15% | 53 | 306 |
| MAIL BALLOTS | N/A | 1,968 | N/A | 1,259 | 709 |
| STATE TOTAL | 711,637 | 23,200 | 3.26% | 8,529 | 14,671 |

| | TOTAL VOTES | ELECTION DAY | MAIL BALLOTS |
|-----------------------------------|-------------|--------------|--------------|
| DEMOCRATIC PRESIDENTIAL CANDIDATE | | | |
| Vote for not more than 1 | | | |
| Barack OBAMA | 6,759 | 5,783 | 976 |
| UNCOMMITTED. | 1,133 | 911 | 222 |
| WRITE-IN. | 214 | 197 | 17 |

DELEGATES FOR OBAMA: DISTRICT 1
Vote for not more than 11

| | | | |
|----------------------------------|-------|-------|-----|
| Myrth YORK | 2,840 | 2,507 | 333 |
| Julie E. MEYERS | 2,158 | 1,912 | 246 |
| Anne W. CONNOR. | 2,066 | 1,834 | 232 |
| Joseph R. PAOLINO, JR. | 1,989 | 1,712 | 277 |
| Onna A. MONIZ-JOHN | 1,888 | 1,687 | 201 |
| Mary A. GASBARRO | 1,836 | 1,598 | 238 |
| June S. SPEAKMAN | 1,780 | 1,573 | 207 |
| Brett P. SMILEY | 1,768 | 1,605 | 163 |
| Rebecca Kim MEARS. | 1,697 | 1,511 | 186 |
| Tom CODERRE. | 1,647 | 1,492 | 155 |
| Gerald Pedro CARVALHO | 1,374 | 1,207 | 167 |
| David A. SALVATORE | 1,348 | 1,178 | 170 |
| Terri-Denise CORTVRIEND. | 1,285 | 1,126 | 159 |
| Herbert P. WEISS | 1,282 | 1,140 | 142 |
| Jeffrey M. PADWA | 1,265 | 1,119 | 146 |
| Douglas W. GABLINSKE. | 1,068 | 939 | 129 |

DELEGATES FOR OBAMA: DISTRICT 2
Vote for not more than 11

| | | | |
|-------------------------------|-------|-------|-----|
| Joshua MILLER | 1,318 | 1,191 | 127 |
| Patrick T. FOGARTY | 1,280 | 1,123 | 157 |
| Teresa TANZI | 1,239 | 1,114 | 125 |
| Frank G. FERRI. | 1,144 | 1,003 | 141 |
| Elaine PRIOR | 1,137 | 1,013 | 124 |
| Michael A. SOLOMON | 1,116 | 980 | 136 |
| L. Susan WEINER | 1,039 | 934 | 105 |
| Mark S. WEINER. | 1,012 | 914 | 98 |
| Thomas J. IZZO. | 994 | 868 | 126 |
| Ryan Patrick KELLEY | 993 | 867 | 126 |
| Elisa M. POLLARD | 977 | 868 | 109 |
| Helen S. TAYLOR | 955 | 850 | 105 |
| David J. GRAZIANO. | 852 | 747 | 105 |
| Zoe I. WEINER | 804 | 713 | 91 |
| Andy M. ANDUJAR | 740 | 678 | 62 |
| Hecmy A. JOSE | 719 | 659 | 60 |
| Paul H. ARCHETTO | 577 | 511 | 66 |

DELEGATES FOR UNCOMMITTED: DISTRICT 2
Vote for not more than 11

| | | | |
|-------------------------|-----|-----|----|
| John O. MATSON. | 210 | 178 | 32 |
|-------------------------|-----|-----|----|

| | TOTAL VOTES | ELECTION DAY | MAIL BALLOTS |
|-----------------------------------|-------------|--------------|--------------|
| REPUBLICAN PRESIDENTIAL CANDIDATE | | | |
| Vote for not more than 1 | | | |
| Mitt ROMNEY. | 9,178 | 8,722 | 456 |
| Ron PAUL. | 3,473 | 3,421 | 52 |
| Newt GINGRICH | 880 | 843 | 37 |
| Rick SANTORUM | 825 | 729 | 96 |
| UNCOMMITTED. | 131 | 78 | 53 |
| Buddy ROEMER | 40 | 31 | 9 |
| WRITE-IN. | 37 | 36 | 1 |

REPUBLICAN DELEGATES: DISTRICT 1
Vote for not more than 8

| | | | |
|------------------------------------------------|-------|-------|-----|
| John F. ROBITAILLE (ROMNEY) | 3,801 | 3,630 | 171 |
| Lynda ADAMS-ROBITAILLE (ROMNEY) | 3,157 | 3,000 | 157 |
| Daniel Patrick REILLY (ROMNEY) | 2,962 | 2,821 | 141 |
| Robert J. GALLAGHER (ROMNEY) | 2,343 | 2,227 | 116 |
| Amy Lynn GALLAGHER (ROMNEY) | 2,153 | 2,048 | 105 |
| Barbara Ann FENTON (ROMNEY) | 1,906 | 1,801 | 105 |
| Mark SMILEY (ROMNEY). | 1,880 | 1,796 | 84 |
| Peter D. COSTA, JR. (ROMNEY) | 1,866 | 1,788 | 78 |
| Giovanni D. CICIONE (ROMNEY) | 1,845 | 1,762 | 83 |
| Tara L. PINSKY (ROMNEY). | 1,749 | 1,663 | 86 |
| Steven E. SANTOS (ROMNEY) | 1,459 | 1,393 | 66 |
| Joseph H. LORENZ (ROMNEY) | 1,447 | 1,373 | 74 |
| Rudd C. HALL (ROMNEY) | 1,171 | 1,116 | 55 |
| Richard E. FORD (PAUL) | 1,107 | 1,083 | 24 |
| Daniel S. HARROP (PAUL). | 1,083 | 1,059 | 24 |
| Douglas P. BERGE (PAUL). | 1,077 | 1,057 | 20 |
| Robert A. MARQUIS (PAUL) | 1,066 | 1,045 | 21 |
| Paul Andrew SCHMIDT (PAUL). | 1,060 | 1,042 | 18 |
| Christopher M. BRICAULT (PAUL) | 1,010 | 993 | 17 |
| Terrence Louis GEORGE (ROMNEY) | 993 | 941 | 52 |
| Joseph L. BUEHLER (PAUL) | 952 | 933 | 19 |
| Emmanuel A. CUMPLIDO (PAUL) | 943 | 922 | 21 |
| Jason M. MAGOON (PAUL) | 707 | 693 | 14 |
| Hugh A. MURPHY, JR. (SANTORUM) | 390 | 353 | 37 |
| James F. DUNN (GINGRICH) | 381 | 366 | 15 |
| Edward J. DOURA, JR. (GINGRICH) | 377 | 354 | 23 |
| Nancy L. DRIGGS (SANTORUM). | 374 | 337 | 37 |
| Donald S. NESSING (GINGRICH) | 351 | 335 | 16 |
| J. William MIDDENDORF, II (SANTORUM) | 346 | 313 | 33 |
| Lester R. OLSON (SANTORUM). | 333 | 298 | 35 |
| Michael W. GROSSI (SANTORUM) | 328 | 296 | 32 |
| Anastasia E. EURTON (SANTORUM) | 313 | 278 | 35 |
| Shirley APPLGATE-LOCKRIDGE (SANTORUM). | 295 | 258 | 37 |
| Marina Heleen PETERSON (SANTORUM) | 281 | 246 | 35 |
| Matthew Louis FABISCH (SANTORUM). | 196 | 184 | 12 |

TOTAL VOTES ELECTION DAY MAIL BALLOTS

REPUBLICAN DELEGATES: DISTRICT 2

Vote for not more than 8

| | | | |
|--------------------------------------------|-------|-------|-----|
| Allan W. FUNG (ROMNEY) | 4,063 | 3,930 | 133 |
| Donald L. CARCIERI (ROMNEY) | 4,028 | 3,892 | 136 |
| Suzanne O. CARCIERI (ROMNEY) | 3,711 | 3,575 | 136 |
| Scott AVEDISIAN (ROMNEY) | 3,364 | 3,241 | 123 |
| Ruth A. ZACCARIA (ROMNEY) | 2,624 | 2,542 | 82 |
| Doreen Marie COSTA (ROMNEY) | 2,457 | 2,381 | 76 |
| William K. WHITE (ROMNEY) | 1,622 | 1,557 | 65 |
| Richard A. MUMFORD (ROMNEY) | 1,569 | 1,507 | 62 |
| Scott Bill HIRST (ROMNEY) | 1,543 | 1,497 | 46 |
| Eileen G. GROSSMAN (ROMNEY) | 1,502 | 1,445 | 57 |
| Elizabeth O. SMITH (ROMNEY) | 1,469 | 1,400 | 69 |
| Andrew J. McNULTY (PAUL) | 1,123 | 1,106 | 17 |
| Clifford M. CARLSON (ROMNEY) | 1,081 | 1,036 | 45 |
| Diane S. NOBLES (ROMNEY) | 1,072 | 1,024 | 48 |
| David J. AIELLO (PAUL) | 1,067 | 1,054 | 13 |
| Erik E. TURGEON (PAUL) | 1,033 | 1,018 | 15 |
| Rachael L. MCINTOSH (PAUL) | 985 | 968 | 17 |
| Justin K. PRICE (PAUL) | 978 | 962 | 16 |
| Catharine Marie LEACH (PAUL) | 944 | 932 | 12 |
| John B. FOSTER (PAUL) | 902 | 887 | 15 |
| Christopher R. KAIRNES (PAUL) | 861 | 851 | 10 |
| Matthew R. BOISVERT (PAUL) | 845 | 830 | 15 |
| Eric C. NORTH (PAUL) | 841 | 832 | 9 |
| Timothy W. BURCHETT (PAUL) | 795 | 779 | 16 |
| Nathaniel S. ROBERTSON (PAUL) | 622 | 610 | 12 |
| Martha A. STAMP (GINGRICH) | 505 | 483 | 22 |
| Michael J. GARDINER (GINGRICH) | 428 | 419 | 9 |
| Caswell COOKE, JR. (GINGRICH) | 403 | 389 | 14 |
| Christine M. MISTO (GINGRICH) | 394 | 380 | 14 |
| Matthew L. HOPKINS (GINGRICH) | 390 | 373 | 17 |
| Joe THOMPSON (GINGRICH) | 366 | 355 | 11 |
| Michael J. PICILLO (GINGRICH) | 360 | 348 | 12 |
| Raymond T. McKAY (SANTORUM) | 342 | 306 | 36 |
| Rona MANN (GINGRICH) | 336 | 326 | 10 |
| Russell C. HRYZAN (PAUL) | 334 | 329 | 5 |
| David B. TALAN (SANTORUM) | 327 | 302 | 25 |
| Nicholas GORHAM (SANTORUM) | 323 | 302 | 21 |
| Ernest A. GRECO (SANTORUM) | 232 | 211 | 21 |
| Jane E. BROCKMANN (SANTORUM) | 220 | 198 | 22 |
| Robert B. LANCIA (SANTORUM) | 215 | 192 | 23 |
| John B. LAVIN (SANTORUM) | 209 | 191 | 18 |
| Judith L. LAVIN (SANTORUM) | 177 | 155 | 22 |
| Tina B. JACKSON (SANTORUM) | 168 | 148 | 20 |
| Alfred J. PASSARELLI (SANTORUM) | 158 | 144 | 14 |
| Matthew P. HARRINGTON (SANTORUM) | 153 | 132 | 21 |
| Pratik J. CHOUGULE (SANTORUM) | 117 | 111 | 6 |
| Raymond A. BROOKS (SANTORUM) | 113 | 98 | 15 |

**PRIMARY
SEPTEMBER 11, 2012**

**STATEWIDE PRIMARY
U.S. SENATOR
MUNICIPAL SUMMARY**

| MUNICIPALITY | Sheldon WHITEHOUSE | Benjamin Barrett HINCKLEY, III |
|--------------------|--------------------|--------------------------------|
| BARRINGTON | 914 | N/A |
| BRISTOL | 1,233 | N/A |
| BURRILLVILLE | 459 | 185 |
| CENTRAL FALLS | 875 | N/A |
| CHARLESTOWN | 202 | 100 |
| COVENTRY | 1,751 | 451 |
| CRANSTON | 3,477 | 626 |
| CUMBERLAND | 2,791 | N/A |
| EAST GREENWICH | 450 | 629 |
| EAST PROVIDENCE | 4,914 | N/A |
| EXETER | 116 | 158 |
| FOSTER | 161 | 301 |
| GLOCESTER | 240 | 129 |
| HOPKINTON | 154 | 105 |
| JAMESTOWN | 843 | N/A |
| JOHNSTON | 2,127 | 146 |
| LINCOLN | 1,646 | N/A |
| LITTLE COMPTON | 173 | N/A |
| MIDDLETOWN | 580 | N/A |
| NARRAGANSETT | 793 | 456 |
| NEWPORT | 1,349 | N/A |
| NEW SHOREHAM | 51 | 19 |
| NORTH KINGSTOWN | 737 | 1,167 |
| NORTH PROVIDENCE | 3,425 | N/A |
| NORTH SMITHFIELD | 496 | N/A |
| PAWTUCKET | 4,719 | N/A |
| PORTSMOUTH | 907 | N/A |
| PROVIDENCE | 11,794 | 187 |
| RICHMOND | 178 | 157 |
| SCITUATE | 177 | 158 |
| SMITHFIELD | 1,025 | N/A |
| SOUTH KINGSTOWN | 1,465 | 404 |
| TIVERTON | 588 | N/A |
| WARREN | 457 | N/A |
| WARWICK | 4,704 | 987 |
| WESTERLY | 505 | 198 |
| WEST GREENWICH | 136 | 141 |
| WEST WARWICK | 1,664 | 230 |
| WOONSOCKET | 2,478 | N/A |
| STATE TOTAL | 60,754 | 6,934 |

**STATEWIDE PRIMARY
U.S. SENATOR
COUNTY SUMMARY**

| COUNTY | Sheldon WHITEHOUSE | Benjamin Barrett HINCKLEY, III |
|--------------------------|---------------------------|---------------------------------------|
| BRISTOL COUNTY | 2,604 | 0 |
| BARRINGTON | 914 | N/A |
| BRISTOL | 1,233 | N/A |
| WARREN | 457 | N/A |
| KENT COUNTY | 8,705 | 2,438 |
| COVENTRY | 1,751 | 451 |
| EAST GREENWICH | 450 | 629 |
| WARWICK | 4,704 | 987 |
| WEST GREENWICH | 136 | 141 |
| WEST WARWICK | 1,664 | 230 |
| NEWPORT COUNTY | 4,440 | 0 |
| JAMESTOWN | 843 | N/A |
| LITTLE COMPTON | 173 | N/A |
| MIDDLETOWN | 580 | N/A |
| NEWPORT | 1,349 | N/A |
| PORTSMOUTH | 907 | N/A |
| TIVERTON | 588 | N/A |
| PROVIDENCE COUNTY | 40,804 | 1,732 |
| BURRILLVILLE | 459 | 185 |
| CENTRAL FALLS | 875 | N/A |
| CRANSTON | 3,477 | 626 |
| CUMBERLAND | 2,791 | N/A |
| EAST PROVIDENCE | 4,914 | N/A |
| FOSTER | 161 | 301 |
| GLOCESTER | 240 | 129 |
| JOHNSTON | 2,127 | 146 |
| LINCOLN | 1,646 | N/A |
| NORTH PROVIDENCE | 3,425 | N/A |
| NORTH SMITHFIELD | 496 | N/A |
| PAWTUCKET | 4,719 | N/A |
| PROVIDENCE | 11,794 | 187 |
| SCITUATE | 177 | 158 |
| SMITHFIELD | 1,025 | N/A |
| WOONSOCKET | 2,478 | N/A |
| WASHINGTON COUNTY | 4,201 | 2,764 |
| CHARLESTOWN | 202 | 100 |
| EXETER | 116 | 158 |
| HOPKINTON | 154 | 105 |
| NARRAGANSETT | 793 | 456 |
| NEW SHOREHAM | 51 | 19 |
| NORTH KINGSTOWN | 737 | 1,167 |
| RICHMOND | 178 | 157 |
| SOUTH KINGSTOWN | 1,465 | 404 |
| WESTERLY | 505 | 198 |
| STATE TOTAL | 60,754 | 6,934 |

**STATEWIDE PRIMARY
CONGRESSIONAL DISTRICT 1
MUNICIPAL SUMMARY**

| MUNICIPALITY | David N. CICILLINE | Anthony P. GEMMA | Christopher F. YOUNG |
|---------------------|---------------------------|-------------------------|-----------------------------|
| BARRINGTON | 813 | 257 | 52 |
| BRISTOL | 1,074 | 517 | 114 |
| CENTRAL FALLS | 810 | 366 | 71 |
| CUMBERLAND | 1,966 | 1,568 | 439 |
| EAST PROVIDENCE | 4,129 | 1,852 | 561 |
| JAMESTOWN | 672 | 239 | 115 |
| LINCOLN | 1,084 | 981 | 211 |
| LITTLE COMPTON | 155 | 38 | 13 |
| MIDDLETOWN | 527 | 127 | 31 |
| NEWPORT | 1,224 | 228 | 91 |
| NORTH PROVIDENCE | 2,441 | 2,225 | 462 |
| NORTH SMITHFIELD | 402 | 207 | 44 |
| PAWTUCKET | 3,876 | 1,804 | 550 |
| PORTSMOUTH | 775 | 341 | 94 |
| PROVIDENCE | 6,650 | 1,910 | 335 |
| SMITHFIELD | 661 | 711 | 114 |
| TIVERTON | 496 | 197 | 51 |
| WARREN | 367 | 199 | 38 |
| WOONSOCKET | 2,081 | 935 | 315 |
| STATE TOTAL | 30,203 | 14,702 | 3,701 |

**STATEWIDE PRIMARY
CONGRESSIONAL DISTRICT 1
COUNTY SUMMARY**

| COUNTY | David N. CICILLINE | Anthony P. GEMMA | Christopher F. YOUNG |
|--------------------------|--------------------|------------------|----------------------|
| BRISTOL COUNTY | 2,254 | 973 | 204 |
| BARRINGTON | 813 | 257 | 52 |
| BRISTOL | 1,074 | 517 | 114 |
| WARREN | 367 | 199 | 38 |
| NEWPORT COUNTY | 3,849 | 1,170 | 395 |
| JAMESTOWN | 672 | 239 | 115 |
| LITTLE COMPTON | 155 | 38 | 13 |
| MIDDLETOWN | 527 | 127 | 31 |
| NEWPORT | 1,224 | 228 | 91 |
| PORTSMOUTH | 775 | 341 | 94 |
| TIVERTON | 496 | 197 | 51 |
| PROVIDENCE COUNTY | 24,100 | 12,559 | 3,102 |
| CENTRAL FALLS | 810 | 366 | 71 |
| CUMBERLAND | 1,966 | 1,568 | 439 |
| EAST PROVIDENCE | 4,129 | 1,852 | 561 |
| LINCOLN | 1,084 | 981 | 211 |
| NORTH PROVIDENCE | 2,441 | 2,225 | 462 |
| NORTH SMITHFIELD | 402 | 207 | 44 |
| PAWTUCKET | 3,876 | 1,804 | 550 |
| PROVIDENCE | 6,650 | 1,910 | 335 |
| SMITHFIELD | 661 | 711 | 114 |
| WOONSOCKET | 2,081 | 935 | 315 |
| STATE TOTAL | 30,203 | 14,702 | 3,701 |

**STATEWIDE PRIMARY
CONGRESSIONAL DISTRICT 2
MUNICIPAL SUMMARY**

| MUNICIPALITY | James R. LANGEVIN | John O. MATSON | Michael G. RILEY | Kara D. RUSSO | Michael J. GARDINER | Donald F. ROBBIO |
|---------------------|------------------------------|---------------------------|-----------------------------|--------------------------|--------------------------------|-----------------------------|
| BURRILLVILLE | 412 | 98 | 120 | 50 | 14 | 17 |
| CHARLESTOWN | 171 | 59 | 71 | 19 | 16 | 10 |
| COVENTRY | 1,553 | 692 | 319 | 130 | 46 | 36 |
| CRANSTON | 3,275 | 1,067 | 431 | 149 | 87 | 50 |
| EAST GREENWICH | 404 | 119 | 453 | 105 | 94 | 36 |
| EXETER | 107 | 41 | 137 | 19 | 21 | 8 |
| FOSTER | 143 | 43 | 239 | 67 | 36 | 22 |
| GLOCESTER | 224 | 63 | 87 | 30 | 16 | 4 |
| HOPKINTON | 120 | 66 | 67 | 34 | 14 | 8 |
| JOHNSTON | 1,935 | 918 | 89 | 39 | 26 | 16 |
| NARRAGANSETT | 729 | 274 | 469 | 70 | 28 | 25 |
| NEW SHOREHAM | 54 | 1 | 20 | 0 | 0 | 0 |
| NORTH KINGSTOWN | 662 | 208 | 947 | 237 | 131 | 48 |
| PROVIDENCE | 4,382 | 1,145 | 130 | 61 | 19 | 22 |
| RICHMOND | 139 | 76 | 106 | 40 | 18 | 13 |
| SCITUATE | 162 | 53 | 129 | 23 | 12 | 7 |
| SOUTH KINGSTOWN | 1,279 | 423 | 333 | 55 | 36 | 23 |
| WARWICK | 4,328 | 1,598 | 753 | 216 | 139 | 67 |
| WESTERLY | 455 | 136 | 123 | 53 | 24 | 11 |
| WEST GREENWICH | 121 | 75 | 106 | 25 | 13 | 11 |
| WEST WARWICK | 1,506 | 593 | 154 | 66 | 35 | 20 |
| STATE TOTAL | 22,161 | 7,748 | 5,283 | 1,488 | 825 | 454 |

**STATEWIDE PRIMARY
CONGRESSIONAL DISTRICT 2
COUNTY SUMMARY**

| COUNTY | James R. LANGEVIN | John O. MATSON | Michael G. RILEY | Kara D. RUSSO | Michael J. GARDINER | Donald F. ROBBIO |
|--------------------------|------------------------------|---------------------------|-----------------------------|--------------------------|--------------------------------|-----------------------------|
| KENT COUNTY | 7,912 | 3,077 | 1,785 | 542 | 327 | 170 |
| COVENTRY | 1,553 | 692 | 319 | 130 | 46 | 36 |
| EAST GREENWICH | 404 | 119 | 453 | 105 | 94 | 36 |
| WARWICK | 4,328 | 1,598 | 753 | 216 | 139 | 67 |
| WEST GREENWICH | 121 | 75 | 106 | 25 | 13 | 11 |
| WEST WARWICK | 1,506 | 593 | 154 | 66 | 35 | 20 |
| PROVIDENCE COUNTY | 10,533 | 3,387 | 1,225 | 419 | 210 | 138 |
| BURRILLVILLE | 412 | 98 | 120 | 50 | 14 | 17 |
| CRANSTON | 3,275 | 1,067 | 431 | 149 | 87 | 50 |
| FOSTER | 143 | 43 | 239 | 67 | 36 | 22 |
| GLOCESTER | 224 | 63 | 87 | 30 | 16 | 4 |
| JOHNSTON | 1,935 | 918 | 89 | 39 | 26 | 16 |
| PROVIDENCE | 4,382 | 1,145 | 130 | 61 | 19 | 22 |
| SCITUATE | 162 | 53 | 129 | 23 | 12 | 7 |
| WASHINGTON COUNTY | 3,716 | 1,284 | 2,273 | 527 | 288 | 146 |
| CHARLESTOWN | 171 | 59 | 71 | 19 | 16 | 10 |
| EXETER | 107 | 41 | 137 | 19 | 21 | 8 |
| HOPKINTON | 120 | 66 | 67 | 34 | 14 | 8 |
| NARRAGANSETT | 729 | 274 | 469 | 70 | 28 | 25 |
| NEW SHOREHAM | 54 | 1 | 20 | 0 | 0 | 0 |
| NORTH KINGSTOWN | 662 | 208 | 947 | 237 | 131 | 48 |
| RICHMOND | 139 | 76 | 106 | 40 | 18 | 13 |
| SOUTH KINGSTOWN | 1,279 | 423 | 333 | 55 | 36 | 23 |
| WESTERLY | 455 | 136 | 123 | 53 | 24 | 11 |
| STATE TOTAL | 22,161 | 7,748 | 5,283 | 1,488 | 825 | 454 |

**STATEWIDE PRIMARY
VOTER TURNOUT
MUNICIPAL SUMMARY**

| MUNICIPALITY | ELIGIBLE | VOTES CAST | % TURNOUT | DEMOCRAT VOTES CAST | REPUBLICAN VOTES CAST | NON - PARTISAN VOTES CAST |
|--------------------|----------------|---------------|---------------|---------------------|-----------------------|---------------------------|
| BARRINGTON | 13,878 | 1,131 | 8.15% | 1,131 | N/A | N/A |
| BRISTOL | 15,915 | 1,758 | 11.05% | 1,758 | N/A | N/A |
| BURRILLVILLE | 11,901 | 766 | 6.44% | 553 | 213 | N/A |
| CENTRAL FALLS | 7,633 | 1,334 | 17.48% | 1,334 | N/A | N/A |
| CHARLESTOWN | 6,181 | 360 | 5.82% | 238 | 122 | N/A |
| COVENTRY | 24,134 | 2,980 | 12.35% | 2,378 | 568 | 34 |
| CRANSTON | 54,133 | 5,444 | 10.06% | 4,696 | 748 | N/A |
| CUMBERLAND | 24,717 | 4,163 | 16.84% | 4,163 | N/A | N/A |
| EAST GREENWICH | 10,694 | 1,282 | 11.99% | 548 | 734 | N/A |
| EAST PROVIDENCE | 32,401 | 6,994 | 21.59% | 6,896 | N/A | 98 |
| EXETER | 4,890 | 354 | 7.24% | 150 | 204 | N/A |
| FOSTER | 3,788 | 729 | 19.24% | 196 | 533 | N/A |
| GLOCESTER | 7,961 | 438 | 5.50% | 295 | 143 | N/A |
| HOPKINTON | 5,840 | 318 | 5.45% | 190 | 128 | N/A |
| JAMESTOWN | 4,778 | 1,137 | 23.80% | 1,137 | N/A | N/A |
| JOHNSTON | 22,427 | 3,317 | 14.79% | 3,141 | 176 | N/A |
| LINCOLN | 16,638 | 2,342 | 14.08% | 2,342 | N/A | N/A |
| LITTLE COMPTON | 3,089 | 206 | 6.67% | 206 | N/A | N/A |
| MIDDLETOWN | 10,729 | 695 | 6.48% | 695 | N/A | N/A |
| NARRAGANSETT | 11,846 | 1,970 | 16.63% | 1,119 | 685 | 166 |
| NEWPORT | 14,102 | 1,598 | 11.33% | 1,598 | N/A | N/A |
| NEW SHOREHAM | 1,433 | 76 | 5.30% | 55 | 21 | N/A |
| NORTH KINGSTOWN | 21,281 | 2,463 | 11.57% | 908 | 1,555 | N/A |
| NORTH PROVIDENCE | 26,438 | 5,295 | 20.03% | 5,295 | N/A | N/A |
| NORTH SMITHFIELD | 9,725 | 660 | 6.79% | 660 | N/A | N/A |
| PAWTUCKET | 40,903 | 6,518 | 15.94% | 6,518 | N/A | N/A |
| PORTSMOUTH | 13,254 | 1,258 | 9.49% | 1,258 | N/A | N/A |
| PROVIDENCE | 101,380 | 15,959 | 15.74% | 15,719 | 240 | N/A |
| RICHMOND | 5,912 | 410 | 6.94% | 221 | 189 | N/A |
| SCITUATE | 8,511 | 404 | 4.75% | 228 | 176 | N/A |
| SMITHFIELD | 15,888 | 1,520 | 9.57% | 1,520 | N/A | N/A |
| SOUTH KINGSTOWN | 21,337 | 2,284 | 10.70% | 1,813 | 471 | N/A |
| TIVERTON | 12,483 | 753 | 6.03% | 753 | N/A | N/A |
| WARREN | 7,691 | 623 | 8.10% | 623 | N/A | N/A |
| WARWICK | 61,233 | 7,438 | 12.15% | 6,243 | 1,195 | N/A |
| WESTERLY | 16,932 | 838 | 4.95% | 615 | 223 | N/A |
| WEST GREENWICH | 4,901 | 363 | 7.41% | 203 | 160 | N/A |
| WEST WARWICK | 19,018 | 2,603 | 13.69% | 2,316 | 287 | N/A |
| WOONSOCKET | 24,608 | 3,468 | 14.09% | 3,468 | N/A | N/A |
| STATE TOTAL | 720,603 | 92,249 | 12.80% | 83,180 | 8,771 | 298 |

N/A = The indicated party had no primary in these communities.

**STATEWIDE PRIMARY
VOTER TURNOUT
COUNTY SUMMARY**

| COUNTY | ELIGIBLE | VOTES CAST | % TURNOUT | DEMOCRAT VOTES CAST | REPUBLICAN VOTES CAST | NON - PARTISAN VOTES CAST |
|--------------------------|----------------|---------------|---------------|---------------------|-----------------------|---------------------------|
| BRISTOL COUNTY | 37,484 | 3,512 | 9.37% | 3,512 | 0 | 0 |
| BARRINGTON | 13,878 | 1,131 | 8.15% | 1,131 | N/A | N/A |
| BRISTOL | 15,915 | 1,758 | 11.05% | 1,758 | N/A | N/A |
| WARREN | 7,691 | 623 | 8.10% | 623 | N/A | N/A |
| KENT COUNTY | 119,980 | 14,666 | 12.22% | 11,688 | 2,944 | 34 |
| COVENTRY | 24,134 | 2,980 | 12.35% | 2,378 | 568 | 34 |
| EAST GREENWICH | 10,694 | 1,282 | 11.99% | 548 | 734 | N/A |
| WARWICK | 61,233 | 7,438 | 12.15% | 6,243 | 1,195 | N/A |
| WEST GREENWICH | 4,901 | 363 | 7.41% | 203 | 160 | N/A |
| WEST WARWICK | 19,018 | 2,603 | 13.69% | 2,316 | 287 | N/A |
| NEWPORT COUNTY | 58,435 | 5,647 | 9.66% | 5,647 | 0 | 0 |
| JAMESTOWN | 4,778 | 1,137 | 23.80% | 1,137 | N/A | N/A |
| LITTLE COMPTON | 3,089 | 206 | 6.67% | 206 | N/A | N/A |
| MIDDLETOWN | 10,729 | 695 | 6.48% | 695 | N/A | N/A |
| NEWPORT | 14,102 | 1,598 | 11.33% | 1,598 | N/A | N/A |
| PORTSMOUTH | 13,254 | 1,258 | 9.49% | 1,258 | N/A | N/A |
| TIVERTON | 12,483 | 753 | 6.03% | 753 | N/A | N/A |
| PROVIDENCE COUNTY | 409,052 | 59,351 | 14.51% | 57,024 | 2,229 | 98 |
| BURRILLVILLE | 11,901 | 766 | 6.44% | 553 | 213 | N/A |
| CENTRAL FALLS | 7,633 | 1,334 | 17.48% | 1,334 | N/A | N/A |
| CRANSTON | 54,133 | 5,444 | 10.06% | 4,696 | 748 | N/A |
| CUMBERLAND | 24,717 | 4,163 | 16.84% | 4,163 | N/A | N/A |
| EAST PROVIDENCE | 32,401 | 6,994 | 21.59% | 6,896 | N/A | 98 |
| FOSTER | 3,788 | 729 | 19.24% | 196 | 533 | N/A |
| GLOCESTER | 7,961 | 438 | 5.50% | 295 | 143 | N/A |
| JOHNSTON | 22,427 | 3,317 | 14.79% | 3,141 | 176 | N/A |
| LINCOLN | 16,638 | 2,342 | 14.08% | 2,342 | N/A | N/A |
| NORTH PROVIDENCE | 26,438 | 5,295 | 20.03% | 5,295 | N/A | N/A |
| NORTH SMITHFIELD | 9,725 | 660 | 6.79% | 660 | N/A | N/A |
| PAWTUCKET | 40,903 | 6,518 | 15.94% | 6,518 | N/A | N/A |
| PROVIDENCE | 101,380 | 15,959 | 15.74% | 15,719 | 240 | N/A |
| SCITUATE | 8,511 | 404 | 4.75% | 228 | 176 | N/A |
| SMITHFIELD | 15,888 | 1,520 | 9.57% | 1,520 | N/A | N/A |
| WOONSOCKET | 24,608 | 3,468 | 14.09% | 3,468 | N/A | N/A |
| WASHINGTON COUNTY | 95,652 | 9,073 | 9.49% | 5,309 | 3,598 | 166 |
| CHARLESTOWN | 6,181 | 360 | 5.82% | 238 | 122 | N/A |
| EXETER | 4,890 | 354 | 7.24% | 150 | 204 | N/A |
| HOPKINTON | 5,840 | 318 | 5.45% | 190 | 128 | N/A |
| NARRAGANSETT | 11,846 | 1,970 | 16.63% | 1,119 | 685 | 166 |
| NEW SHOREHAM | 1,433 | 76 | 5.30% | 55 | 21 | N/A |
| NORTH KINGSTOWN | 21,281 | 2,463 | 11.57% | 908 | 1,555 | N/A |
| RICHMOND | 5,912 | 410 | 6.94% | 221 | 189 | N/A |
| SOUTH KINGSTOWN | 21,337 | 2,284 | 10.70% | 1,813 | 471 | N/A |
| WESTERLY | 16,932 | 838 | 4.95% | 615 | 223 | N/A |
| STATE TOTAL | 720,603 | 92,249 | 12.80% | 83,180 | 8,771 | 298 |

N/A = The indicated party had no primary in these communities.

| | TOTAL VOTES | ELECTION DAY | MAIL BALLOTS |
|----------------------------------------|-------------|--------------|--------------|
| SENATOR IN CONGRESS | | | |
| Vote for 1 | | | |
| Sheldon WHITEHOUSE | 60,754 | 58,017 | 2,737 |
| REPRESENTATIVE IN CONGRESS DISTRICT 1 | | | |
| Vote for 1 | | | |
| David N. CICILLINE | 30,203 | 29,005 | 1,198 |
| Anthony P. GEMMA | 14,702 | 14,042 | 660 |
| Christopher F. YOUNG. | 3,701 | 3,531 | 170 |
| REPRESENTATIVE IN CONGRESS DISTRICT 2 | | | |
| Vote for 1 | | | |
| James R. LANGEVIN. | 22,161 | 21,144 | 1,017 |
| John O. MATSON. | 7,748 | 7,544 | 204 |
| SENATOR IN GENERAL ASSEMBLY DISTRICT 1 | | | |
| Vote for 1 | | | |
| Maryellen GOODWIN. | 1,240 | 1,144 | 96 |
| SENATOR IN GENERAL ASSEMBLY DISTRICT 2 | | | |
| Vote for 1 | | | |
| Juan M. PICHARDO | 1,332 | 1,286 | 46 |
| SENATOR IN GENERAL ASSEMBLY DISTRICT 3 | | | |
| Vote for 1 | | | |
| Gayle L. GOLDIN | 2,225 | 2,159 | 66 |
| Maryellen BUTKE | 1,657 | 1,627 | 30 |
| SENATOR IN GENERAL ASSEMBLY DISTRICT 4 | | | |
| Vote for 1 | | | |
| Dominick J. RUGGERIO. | 2,165 | 2,091 | 74 |
| SENATOR IN GENERAL ASSEMBLY DISTRICT 5 | | | |
| Vote for 1 | | | |
| Paul V. JABOUR. | 1,656 | 1,450 | 206 |
| Maura E. KELLY. | 1,219 | 1,188 | 31 |
| SENATOR IN GENERAL ASSEMBLY DISTRICT 6 | | | |
| Vote for 1 | | | |
| Harold M. METTS | 1,545 | 1,478 | 67 |
| SENATOR IN GENERAL ASSEMBLY DISTRICT 7 | | | |
| Vote for 1 | | | |
| Frank A. CICCONE, III | 1,315 | 1,237 | 78 |

| | TOTAL VOTES | ELECTION DAY | MAIL BALLOTS |
|-----------------------------------------|-------------|--------------|--------------|
| SENATOR IN GENERAL ASSEMBLY DISTRICT 8 | | | |
| Vote for 1 | | | |
| James E. DOYLE, II | 1,680 | 1,605 | 75 |
| SENATOR IN GENERAL ASSEMBLY DISTRICT 9 | | | |
| Vote for 1 | | | |
| Adam J. SATCHELL | 1,151 | 1,133 | 18 |
| Michael J. PINGA | 833 | 787 | 46 |
| SENATOR IN GENERAL ASSEMBLY DISTRICT 10 | | | |
| Vote for 1 | | | |
| Walter S. FELAG, JR.. | 1,263 | 1,217 | 46 |
| SENATOR IN GENERAL ASSEMBLY DISTRICT 12 | | | |
| Vote for 1 | | | |
| Louis P. DiPALMA | 982 | 929 | 53 |
| SENATOR IN GENERAL ASSEMBLY DISTRICT 13 | | | |
| Vote for 1 | | | |
| M. Teresa PAIVA-WEED. | 1,874 | 1,776 | 98 |
| SENATOR IN GENERAL ASSEMBLY DISTRICT 14 | | | |
| Vote for 1 | | | |
| Daniel DaPONTE. | 2,053 | 1,946 | 107 |
| Roberto L. DaSILVA | 1,981 | 1,916 | 65 |
| SENATOR IN GENERAL ASSEMBLY DISTRICT 15 | | | |
| Vote for 1 | | | |
| Donna M. NESSELBUSH | 1,507 | 1,424 | 83 |
| SENATOR IN GENERAL ASSEMBLY DISTRICT 16 | | | |
| Vote for 1 | | | |
| Elizabeth A. CROWLEY. | 1,189 | 1,085 | 104 |
| Joseph P. MORAN, III. | 564 | 489 | 75 |
| SENATOR IN GENERAL ASSEMBLY DISTRICT 17 | | | |
| Vote for 1 | | | |
| John J. CULLEN. | 1,272 | 1,251 | 21 |
| Louis E. AZAR | 1,259 | 1,228 | 31 |
| SENATOR IN GENERAL ASSEMBLY DISTRICT 18 | | | |
| Vote for 1 | | | |
| William J. CONLEY, JR. | 2,416 | 2,293 | 123 |

| | TOTAL VOTES | ELECTION DAY | MAIL BALLOTS |
|-----------------------------------------|-------------|--------------|--------------|
| SENATOR IN GENERAL ASSEMBLY DISTRICT 19 | | | |
| Vote for 1 | | | |
| Ryan William PEARSON | 1,858 | 1,801 | 57 |
| James B. SPOONER | 876 | 839 | 37 |
| SENATOR IN GENERAL ASSEMBLY DISTRICT 20 | | | |
| Vote for 1 | | | |
| Roger A. PICARD | 1,743 | 1,678 | 65 |
| SENATOR IN GENERAL ASSEMBLY DISTRICT 21 | | | |
| Vote for 1 | | | |
| Scott M. POLLARD | 591 | 571 | 20 |
| SENATOR IN GENERAL ASSEMBLY DISTRICT 22 | | | |
| Vote for 1 | | | |
| Stephen R. ARCHAMBAULT | 1,626 | 1,554 | 72 |
| SENATOR IN GENERAL ASSEMBLY DISTRICT 23 | | | |
| Vote for 1 | | | |
| Paul W. FOGARTY | 810 | 744 | 66 |
| SENATOR IN GENERAL ASSEMBLY DISTRICT 24 | | | |
| Vote for 1 | | | |
| Marc A. COTE | 1,433 | 1,352 | 81 |
| Lewis J. PRYOR | 879 | 850 | 29 |
| SENATOR IN GENERAL ASSEMBLY DISTRICT 25 | | | |
| Vote for 1 | | | |
| Frank LOMBARDO, III | 1,833 | 1,735 | 98 |
| Nicole Amelia ACCIARDO | 1,058 | 1,022 | 36 |
| SENATOR IN GENERAL ASSEMBLY DISTRICT 26 | | | |
| Vote for 1 | | | |
| Frank S. LOMBARDI | 1,061 | 1,028 | 33 |
| Gene T. DYSZLEWSKI | 379 | 365 | 14 |
| SENATOR IN GENERAL ASSEMBLY DISTRICT 27 | | | |
| Vote for 1 | | | |
| Hanna M. GALLO | 1,051 | 1,019 | 32 |
| SENATOR IN GENERAL ASSEMBLY DISTRICT 28 | | | |
| Vote for 1 | | | |
| Joshua MILLER | 1,362 | 1,326 | 36 |

| | TOTAL VOTES | ELECTION DAY | MAIL BALLOTS |
|-----------------------------------------|-------------|--------------|--------------|
| SENATOR IN GENERAL ASSEMBLY DISTRICT 29 | | | |
| Vote for 1 | | | |
| Michael J. McCAFFREY. | 1,831 | 1,757 | 74 |
| Laura Ann PISATURO | 1,605 | 1,564 | 41 |
| SENATOR IN GENERAL ASSEMBLY DISTRICT 30 | | | |
| Vote for 1 | | | |
| William A. WALASKA | 882 | 863 | 19 |
| SENATOR IN GENERAL ASSEMBLY DISTRICT 31 | | | |
| Vote for 1 | | | |
| Erin P. LYNCH | 1,103 | 1,077 | 26 |
| SENATOR IN GENERAL ASSEMBLY DISTRICT 33 | | | |
| Vote for 1 | | | |
| Leonidas P. RAPTAKIS. | 1,318 | 1,275 | 43 |
| David J. GORMAN | 840 | 827 | 13 |
| SENATOR IN GENERAL ASSEMBLY DISTRICT 34 | | | |
| Vote for 1 | | | |
| Catherine COOL RUMSEY | 488 | 480 | 8 |
| SENATOR IN GENERAL ASSEMBLY DISTRICT 35 | | | |
| Vote for 1 | | | |
| Winters B. HAMES, III | 760 | 744 | 16 |
| SENATOR IN GENERAL ASSEMBLY DISTRICT 36 | | | |
| Vote for 1 | | | |
| James C. SHEEHAN | 959 | 911 | 48 |
| SENATOR IN GENERAL ASSEMBLY DISTRICT 37 | | | |
| Vote for 1 | | | |
| V. Susan SOSNOWSKI | 1,353 | 1,292 | 61 |
| REP IN GENERAL ASSEMBLY DISTRICT 1 | | | |
| Vote for 1 | | | |
| Edith H. AJELLO | 1,059 | 1,032 | 27 |
| REP IN GENERAL ASSEMBLY DISTRICT 2 | | | |
| Vote for 1 | | | |
| Christopher R. BLAZEJEWSKI. | 905 | 871 | 34 |
| Dirk J. HENNESSEY. | 128 | 125 | 3 |
| REP IN GENERAL ASSEMBLY DISTRICT 3 | | | |
| Vote for 1 | | | |
| Thomas A. PALANGIO | 399 | 361 | 38 |

| | TOTAL VOTES | ELECTION DAY | MAIL BALLOTS |
|-------------------------------------|-------------|--------------|--------------|
| REP IN GENERAL ASSEMBLY DISTRICT 4 | | | |
| Vote for 1 | | | |
| Gordon D. FOX | 1,702 | 1,664 | 38 |
| REP IN GENERAL ASSEMBLY DISTRICT 5 | | | |
| Vote for 1 | | | |
| John J. DeSIMONE | 625 | 598 | 27 |
| REP IN GENERAL ASSEMBLY DISTRICT 6 | | | |
| Vote for 1 | | | |
| Raymond A. HULL | 1,160 | 1,102 | 58 |
| Peter N. WASYLYK | 399 | 387 | 12 |
| REP IN GENERAL ASSEMBLY DISTRICT 7 | | | |
| Vote for 1 | | | |
| Maria E. CIMINI | 874 | 820 | 54 |
| REP IN GENERAL ASSEMBLY DISTRICT 8 | | | |
| Vote for 1 | | | |
| John Joseph LOMBARDI. | 782 | 633 | 149 |
| Elizabeth Libby KIMZEY | 529 | 511 | 18 |
| Michael A. TARRO | 183 | 168 | 15 |
| REP IN GENERAL ASSEMBLY DISTRICT 9 | | | |
| Vote for 1 | | | |
| Anastasia P. WILLIAMS | 593 | 563 | 30 |
| REP IN GENERAL ASSEMBLY DISTRICT 10 | | | |
| Vote for 1 | | | |
| Scott A. SLATER | 680 | 645 | 35 |
| REP IN GENERAL ASSEMBLY DISTRICT 11 | | | |
| Vote for 1 | | | |
| Grace DIAZ | 936 | 907 | 29 |
| Laura PEREZ. | 268 | 245 | 23 |
| REP IN GENERAL ASSEMBLY DISTRICT 12 | | | |
| Vote for 1 | | | |
| Joseph S. ALMEIDA. | 716 | 696 | 20 |
| Leo MEDINA | 388 | 372 | 16 |
| REP IN GENERAL ASSEMBLY DISTRICT 13 | | | |
| Vote for 1 | | | |
| John M. CARNEVALE. | 550 | 530 | 20 |

| | TOTAL VOTES | ELECTION DAY | MAIL BALLOTS |
|-------------------------------------|-------------|--------------|--------------|
| REP IN GENERAL ASSEMBLY DISTRICT 14 | | | |
| Vote for 1 | | | |
| Charlene LIMA | 441 | 425 | 16 |
| REP IN GENERAL ASSEMBLY DISTRICT 15 | | | |
| Vote for 1 | | | |
| Nicholas A. MATTIELLO | 466 | 451 | 15 |
| REP IN GENERAL ASSEMBLY DISTRICT 16 | | | |
| Vote for 1 | | | |
| Peter G. PALUMBO | 545 | 529 | 16 |
| Michelle D. BERGIN | 477 | 465 | 12 |
| REP IN GENERAL ASSEMBLY DISTRICT 17 | | | |
| Vote for 1 | | | |
| Robert B. JACQUARD | 393 | 382 | 11 |
| REP IN GENERAL ASSEMBLY DISTRICT 18 | | | |
| Vote for 1 | | | |
| Arthur HANDY | 850 | 825 | 25 |
| William P. McKENNA | 442 | 427 | 15 |
| REP IN GENERAL ASSEMBLY DISTRICT 19 | | | |
| Vote for 1 | | | |
| Joseph McNAMARA | 1,258 | 1,230 | 28 |
| REP IN GENERAL ASSEMBLY DISTRICT 20 | | | |
| Vote for 1 | | | |
| David A. BENNETT | 433 | 419 | 14 |
| REP IN GENERAL ASSEMBLY DISTRICT 21 | | | |
| Vote for 1 | | | |
| Eileen Slattery NAUGHTON | 1,046 | 1,007 | 39 |
| REP IN GENERAL ASSEMBLY DISTRICT 22 | | | |
| Vote for 1 | | | |
| Frank G. FERRI | 561 | 548 | 13 |
| REP IN GENERAL ASSEMBLY DISTRICT 23 | | | |
| Vote for 1 | | | |
| K. Joseph SHEKARCHI | 536 | 519 | 17 |
| REP IN GENERAL ASSEMBLY DISTRICT 25 | | | |
| Vote for 1 | | | |
| Jared R. NUNES | 460 | 448 | 12 |

| | TOTAL VOTES | ELECTION DAY | MAIL BALLOTS |
|-------------------------------------|-------------|--------------|--------------|
| REP IN GENERAL ASSEMBLY DISTRICT 26 | | | |
| Vote for 1 | | | |
| Nicholas A. DENICE | 791 | 755 | 36 |
| REP IN GENERAL ASSEMBLY DISTRICT 27 | | | |
| Vote for 1 | | | |
| Patricia A. SERPA. | 816 | 783 | 33 |
| REP IN GENERAL ASSEMBLY DISTRICT 28 | | | |
| Vote for 1 | | | |
| Scott J. GUTHRIE | 504 | 496 | 8 |
| REP IN GENERAL ASSEMBLY DISTRICT 29 | | | |
| Vote for 1 | | | |
| Lisa P. TOMASSO | 687 | 665 | 22 |
| REP IN GENERAL ASSEMBLY DISTRICT 30 | | | |
| Vote for 1 | | | |
| Mark SCHWAGER | 481 | 472 | 9 |
| REP IN GENERAL ASSEMBLY DISTRICT 31 | | | |
| Vote for 1 | | | |
| Steven CAMPO | 355 | 335 | 20 |
| REP IN GENERAL ASSEMBLY DISTRICT 32 | | | |
| Vote for 1 | | | |
| Robert E. CRAVEN, SR. | 326 | 306 | 20 |
| REP IN GENERAL ASSEMBLY DISTRICT 33 | | | |
| Vote for 1 | | | |
| Donald J. LALLY, JR | 616 | 593 | 23 |
| REP IN GENERAL ASSEMBLY DISTRICT 34 | | | |
| Vote for 1 | | | |
| Teresa TANZI | 537 | 527 | 10 |
| REP IN GENERAL ASSEMBLY DISTRICT 35 | | | |
| Vote for 1 | | | |
| Spencer E. DICKINSON. | 514 | 503 | 11 |
| Kathleen A. FOGARTY | 460 | 429 | 31 |
| REP IN GENERAL ASSEMBLY DISTRICT 36 | | | |
| Vote for 1 | | | |
| Donna M. WALSH. | 425 | 410 | 15 |

| | TOTAL VOTES | ELECTION DAY | MAIL BALLOTS |
|-------------------------------------|-------------|--------------|--------------|
| REP IN GENERAL ASSEMBLY DISTRICT 37 | | | |
| Vote for 1 | | | |
| Samuel A. AZZINARO | 358 | 339 | 19 |
| REP IN GENERAL ASSEMBLY DISTRICT 38 | | | |
| Vote for 1 | | | |
| Brian Patrick KENNEDY | 245 | 231 | 14 |
| REP IN GENERAL ASSEMBLY DISTRICT 39 | | | |
| Vote for 1 | | | |
| Larry VALENCIA. | 271 | 268 | 3 |
| REP IN GENERAL ASSEMBLY DISTRICT 40 | | | |
| Vote for 1 | | | |
| Lauri A. ARCHAMBAULT. | 243 | 237 | 6 |
| Jon M. RESTIVO. | 228 | 222 | 6 |
| REP IN GENERAL ASSEMBLY DISTRICT 41 | | | |
| Vote for 1 | | | |
| Michael J. MARCELLO | 331 | 320 | 11 |
| REP IN GENERAL ASSEMBLY DISTRICT 42 | | | |
| Vote for 1 | | | |
| Stephen R. UCCI | 1,061 | 986 | 75 |
| REP IN GENERAL ASSEMBLY DISTRICT 43 | | | |
| Vote for 1 | | | |
| Deborah A. FELLELA | 894 | 838 | 56 |
| REP IN GENERAL ASSEMBLY DISTRICT 44 | | | |
| Vote for 1 | | | |
| Gregory J. COSTANTINO | 1,039 | 1,000 | 39 |
| Peter J. PETRARCA. | 692 | 666 | 26 |
| REP IN GENERAL ASSEMBLY DISTRICT 45 | | | |
| Vote for 1 | | | |
| Mia A. ACKERMAN | 1,065 | 1,041 | 24 |
| Rene R. MENARD. | 900 | 863 | 37 |
| REP IN GENERAL ASSEMBLY DISTRICT 46 | | | |
| Vote for 1 | | | |
| Jeremiah T. O'GRADY | 785 | 773 | 12 |
| John Douglas BARR, II | 442 | 435 | 7 |

| | TOTAL VOTES | ELECTION DAY | MAIL BALLOTS |
|-------------------------------------|-------------|--------------|--------------|
| REP IN GENERAL ASSEMBLY DISTRICT 47 | | | |
| Vote for 1 | | | |
| Cale P. KEABLE | 401 | 348 | 53 |
| REP IN GENERAL ASSEMBLY DISTRICT 48 | | | |
| Vote for 1 | | | |
| Michael E. CONNOLLY | 476 | 469 | 7 |
| REP IN GENERAL ASSEMBLY DISTRICT 49 | | | |
| Vote for 1 | | | |
| Lisa BALDELLI-HUNT | 727 | 681 | 46 |
| Michael A. MORIN | 334 | 308 | 26 |
| Stuart GITLOW | 78 | 76 | 2 |
| REP IN GENERAL ASSEMBLY DISTRICT 50 | | | |
| Vote for 1 | | | |
| Stephen M. CASEY | 722 | 704 | 18 |
| Jon D. BRIEN | 670 | 654 | 16 |
| REP IN GENERAL ASSEMBLY DISTRICT 51 | | | |
| Vote for 1 | | | |
| Robert D. PHILLIPS | 620 | 589 | 31 |
| REP IN GENERAL ASSEMBLY DISTRICT 52 | | | |
| Vote for 1 | | | |
| Karen L. MacBETH | 1,076 | 1,025 | 51 |
| Augustus K. UHT | 719 | 692 | 27 |
| REP IN GENERAL ASSEMBLY DISTRICT 53 | | | |
| Vote for 1 | | | |
| Thomas J. WINFIELD | 485 | 469 | 16 |
| REP IN GENERAL ASSEMBLY DISTRICT 54 | | | |
| Vote for 1 | | | |
| William W. O'BRIEN | 868 | 827 | 41 |
| David J. PELLEGRINO | 805 | 790 | 15 |
| Lance A. MANTIA | 477 | 465 | 12 |
| REP IN GENERAL ASSEMBLY DISTRICT 55 | | | |
| Vote for 1 | | | |
| Arthur J. CORVESE | 1,759 | 1,714 | 45 |
| REP IN GENERAL ASSEMBLY DISTRICT 56 | | | |
| Vote for 1 | | | |
| Agostinho F. SILVA | 534 | 452 | 82 |
| Joseph L. FARIA | 292 | 251 | 41 |

| | TOTAL VOTES | ELECTION DAY | MAIL BALLOTS |
|-------------------------------------|-------------|--------------|--------------|
| REP IN GENERAL ASSEMBLY DISTRICT 57 | | | |
| Vote for 1 | | | |
| James N. McLAUGHLIN | 888 | 850 | 38 |
| REP IN GENERAL ASSEMBLY DISTRICT 58 | | | |
| Vote for 1 | | | |
| William SAN BENTO, JR. | 544 | 516 | 28 |
| Carlos E. TOBON | 543 | 523 | 20 |
| REP IN GENERAL ASSEMBLY DISTRICT 59 | | | |
| Vote for 1 | | | |
| J. Patrick O'NEILL | 630 | 589 | 41 |
| John T. ARCARO. | 501 | 487 | 14 |
| REP IN GENERAL ASSEMBLY DISTRICT 60 | | | |
| Vote for 1 | | | |
| Elaine A. CODERRE. | 586 | 554 | 32 |
| REP IN GENERAL ASSEMBLY DISTRICT 61 | | | |
| Vote for 1 | | | |
| Raymond H. JOHNSTON, JR. | 1,050 | 1,002 | 48 |
| REP IN GENERAL ASSEMBLY DISTRICT 62 | | | |
| Vote for 1 | | | |
| Mary Duffy MESSIER | 1,075 | 1,006 | 69 |
| REP IN GENERAL ASSEMBLY DISTRICT 63 | | | |
| Vote for 1 | | | |
| Katherine S. KAZARIAN | 829 | 792 | 37 |
| Robert BRITTO | 649 | 635 | 14 |
| Charles S. TSONOS. | 517 | 500 | 17 |
| Samuel J. LOVETT | 265 | 255 | 10 |
| REP IN GENERAL ASSEMBLY DISTRICT 64 | | | |
| Vote for 1 | | | |
| Helio MELO | 1,227 | 1,163 | 64 |
| REP IN GENERAL ASSEMBLY DISTRICT 65 | | | |
| Vote for 1 | | | |
| Gregg AMORE. | 845 | 810 | 35 |
| Timothy J. CHAPMAN | 784 | 745 | 39 |
| James A. MILLER | 460 | 434 | 26 |
| REP IN GENERAL ASSEMBLY DISTRICT 66 | | | |
| Vote for 1 | | | |
| Joy HEARN | 856 | 832 | 24 |

| | TOTAL VOTES | ELECTION DAY | MAIL BALLOTS |
|--------------------------------------|-------------|--------------|--------------|
| REP IN GENERAL ASSEMBLY DISTRICT 67 | | | |
| Vote for 1 | | | |
| Jan P. MALIK | 590 | 565 | 25 |
| REP IN GENERAL ASSEMBLY DISTRICT 68 | | | |
| Vote for 1 | | | |
| Kenneth A. MARSHALL | 744 | 712 | 32 |
| John W. HANLEY. | 441 | 422 | 19 |
| REP IN GENERAL ASSEMBLY DISTRICT 69 | | | |
| Vote for 1 | | | |
| Raymond E. GALLISON, JR. | 703 | 684 | 19 |
| REP IN GENERAL ASSEMBLY DISTRICT 70 | | | |
| Vote for 1 | | | |
| John G. EDWARDS | 618 | 600 | 18 |
| REP IN GENERAL ASSEMBLY DISTRICT 71 | | | |
| Vote for 1 | | | |
| Dennis M. CANARIO. | 513 | 493 | 20 |
| REP IN GENERAL ASSEMBLY DISTRICT 72 | | | |
| Vote for 1 | | | |
| Linda Dill FINN | 599 | 583 | 16 |
| REP IN GENERAL ASSEMBLY DISTRICT 73 | | | |
| Vote for 1 | | | |
| Marvin L. ABNEY | 612 | 593 | 19 |
| David R. CARLIN, JR.. | 261 | 241 | 20 |
| REP IN GENERAL ASSEMBLY DISTRICT 74 | | | |
| Vote for 1 | | | |
| Deborah L. RUGGIERO | 1,067 | 1,014 | 53 |
| REP IN GENERAL ASSEMBLY DISTRICT 75 | | | |
| Vote for 1 | | | |
| Peter F. MARTIN | 660 | 614 | 46 |
| SENATORIAL DISTRICT COMMITTEE DIST 2 | | | |
| Vote for 5 | | | |
| Thomas A. FOLEY | 762 | 732 | 30 |
| Rafael BLANCO | 719 | 703 | 16 |
| James E. TAYLOR | 646 | 626 | 20 |
| Yamil Y. BAEZ | 582 | 564 | 18 |
| Eulogio ACEVEDO | 532 | 490 | 42 |
| Harold A. OMISORE. | 478 | 457 | 21 |

| | TOTAL VOTES | ELECTION DAY | MAIL BALLOTS |
|-------------------------------------------|-------------|--------------|--------------|
| SENATORIAL DISTRICT COMMITTEE DIST 8 | | | |
| Vote for 5 | | | |
| Tom CODERRE. | 1,387 | 1,323 | 64 |
| Judith M. WINTERS. | 1,352 | 1,282 | 70 |
| Kevin F. CRAWLEY | 1,348 | 1,285 | 63 |
| Sarah Elizabeth THEROUX. | 1,207 | 1,149 | 58 |
| John W. SIENKO. | 1,093 | 1,045 | 48 |
| Karl R. SENN | 1,038 | 983 | 55 |
| SENATORIAL DISTRICT COMMITTEE DIST 14 | | | |
| Vote for 5 | | | |
| Anthony A. ALMEIDA | 1,840 | 1,735 | 105 |
| Antonio H. CUNHA | 1,791 | 1,702 | 89 |
| Paul E. RODRIGUES. | 1,771 | 1,672 | 99 |
| Maria F. LINDIA | 1,739 | 1,641 | 98 |
| Kevin B. BRAGA. | 1,377 | 1,324 | 53 |
| Fernando C. PEREIRA | 1,354 | 1,280 | 74 |
| Nuno A. BRANCO. | 952 | 902 | 50 |
| SENATORIAL DISTRICT COMMITTEE DIST 19 | | | |
| Vote for 7 | | | |
| Adam J. BONNER. | 1,820 | 1,759 | 61 |
| Ashley Elizabeth MANLEY. | 1,816 | 1,754 | 62 |
| Frances PEARSON | 1,787 | 1,722 | 65 |
| Mark W. DAILEY. | 1,745 | 1,677 | 68 |
| Edmond McGRATH. | 1,743 | 1,678 | 65 |
| James E. SCULLIN | 1,712 | 1,653 | 59 |
| Deborah A. AMBEAULT | 1,433 | 1,380 | 53 |
| James B. SPOONER | 1,392 | 1,342 | 50 |
| SENATORIAL DISTRICT COMMITTEE DIST 25 | | | |
| Vote for 5 | | | |
| Joseph POLISENA, JR | 1,901 | 1,807 | 94 |
| Jennifer A. RUSSO. | 1,659 | 1,568 | 91 |
| Mary CERRA | 1,587 | 1,499 | 88 |
| Anthony D. PILOZZI | 1,502 | 1,422 | 80 |
| Peter A. DelPONTE. | 1,369 | 1,304 | 65 |
| Steven J. SANTILLI | 1,336 | 1,285 | 51 |
| REP DISTRICT COMMITTEE DISTRICT 6 | | | |
| Vote for 5 | | | |
| Carol A. SALVATORE | 670 | 650 | 20 |
| Raymond DETTORE, JR | 645 | 602 | 43 |
| Ann Marie D'AMBROSIO. | 623 | 604 | 19 |
| Jacqueline J. REMINGTON STEWART | 558 | 514 | 44 |
| Giustino CAMBIO | 510 | 467 | 43 |
| John A. VINCENT | 433 | 421 | 12 |
| Nicholas J. HEMOND | 415 | 381 | 34 |
| Lashawna R. BOISSE | 368 | 334 | 34 |
| Stephen W. TANCREDI | 342 | 329 | 13 |
| Crissy M. MURALLES | 341 | 327 | 14 |

| | TOTAL VOTES | ELECTION DAY | MAIL BALLOTS |
|-------------------------------------|-------------|--------------|--------------|
| REP DISTRICT COMMITTEE DISTRICT 8 | | | |
| Vote for 3 | | | |
| Karen A. SCARCELLA | 719 | 581 | 138 |
| Steven MERESI | 524 | 485 | 39 |
| Joseph M. ANDUJAR. | 421 | 317 | 104 |
| Raymond R. PERREAULT. | 365 | 264 | 101 |
| Kenneth David WNUK | 292 | 273 | 19 |
| REP DISTRICT COMMITTEE DISTRICT 11 | | | |
| Vote for 3 | | | |
| Hector JOSE. | 489 | 461 | 28 |
| Jovanna E. GARCIA. | 349 | 334 | 15 |
| Jhomphy VENTURA LUNA. | 308 | 297 | 11 |
| Ana E. MARTINEZ | 259 | 247 | 12 |
| Araminta E. McINTOSH. | 213 | 203 | 10 |
| Mireya A. MENDOZA. | 195 | 175 | 20 |
| REP DISTRICT COMMITTEE DISTRICT 16 | | | |
| Vote for 3 | | | |
| Robert M. PALUMBO. | 449 | 436 | 13 |
| Kirk McDONOUGH. | 445 | 433 | 12 |
| Robert HAROOTUNIAN | 411 | 401 | 10 |
| Michael A. GEMMA | 403 | 389 | 14 |
| Robert L. CICERONE, SR.. . . . | 322 | 312 | 10 |
| Alan M. MUOIO | 298 | 288 | 10 |
| REP DISTRICT COMMITTEE DISTRICT 26 | | | |
| Vote for 5 | | | |
| Nicholas A. DENICE | 753 | 727 | 26 |
| William J. MURPHY. | 727 | 698 | 29 |
| Sean Michael MURPHY | 682 | 658 | 24 |
| Angelo A. PADULA, JR. | 616 | 581 | 35 |
| Patricia A. SCHIAVULLI | 597 | 570 | 27 |
| Frances R. PADULA. | 587 | 553 | 34 |
| REP DISTRICT COMMITTEE DISTRICT 35 | | | |
| Vote for 3 | | | |
| Spencer E. DICKINSON. | 563 | 547 | 16 |
| Nancy A. SANTUCCI. | 468 | 446 | 22 |
| Deborah D. BERGNER | 366 | 344 | 22 |
| Maureen G. MARTIN. | 352 | 341 | 11 |
| Richard Edward ANGELI, JR.. . . . | 303 | 286 | 17 |
| Kevin W. RYAN | 277 | 268 | 9 |
| REP DISTRICT COMMITTEE DISTRICT 63 | | | |
| Vote for 3 | | | |
| Michele H. KAZARIAN | 1,028 | 987 | 41 |
| Maryann H. CALLAHAN-ROWAN | 728 | 687 | 41 |
| Octavio K. CUNHA | 709 | 682 | 27 |
| Valarie J. LAWSON. | 701 | 678 | 23 |
| Sandra M. BARONE | 674 | 651 | 23 |
| Thomas E. BRUN. | 508 | 495 | 1 |

| | TOTAL VOTES | ELECTION DAY | MAIL BALLOTS |
|------------------------------------|-------------|--------------|--------------|
| REP DISTRICT COMMITTEE DISTRICT 64 | | | |
| Vote for 3 | | | |
| Mary Rose PACHECO | 808 | 760 | 48 |
| Bryan P. SILVA | 725 | 693 | 32 |
| Nicholas R. MELO | 656 | 612 | 44 |
| Robert CAREW, SR.. | 367 | 342 | 25 |
| Nuno A. BRANCO | 298 | 279 | 19 |
| Samantha A. BRANCO | 294 | 279 | 15 |
| REP DISTRICT COMMITTEE DISTRICT 65 | | | |
| Vote for 3 | | | |
| William R. WATSON | 750 | 703 | 47 |
| Robin M. BOTHELO | 746 | 708 | 38 |
| Lee-Ann TOWNE | 598 | 556 | 42 |
| Michael A. SILVA | 425 | 404 | 21 |
| Jaime L. MILLER | 357 | 339 | 18 |
| Kevin P. NOONAN | 356 | 331 | 25 |
| Jessica Ashley MILLER | 325 | 308 | 17 |
| Joseph Mark SULLIVAN | 325 | 314 | 11 |
| Kayla M. REZENDES | 299 | 288 | 11 |
| Robert MOSHER | 241 | 232 | 9 |

| | TOTAL VOTES | ELECTION DAY | MAIL BALLOTS |
|------------------------------------------|-------------|--------------|--------------|
| SENATOR IN CONGRESS | | | |
| Vote for 1 | | | |
| Benjamin Barrett HINCKLEY, III | 6,934 | 6,643 | 291 |
| REPRESENTATIVE IN CONGRESS DISTRICT 2 | | | |
| Vote for 1 | | | |
| Michael G. RILEY | 5,283 | 5,074 | 209 |
| Kara D. RUSSO | 1,488 | 1,430 | 58 |
| Michael J. GARDINER | 825 | 794 | 31 |
| Donald F. ROBBIO | 454 | 432 | 22 |
| SENATOR IN GENERAL ASSEMBLY DISTRICT 6 | | | |
| Vote for 1 | | | |
| Russell C. HRYZAN. | 11 | 8 | 3 |
| SENATOR IN GENERAL ASSEMBLY DISTRICT 9 | | | |
| Vote for 1 | | | |
| Paul P. CAIANIELLO, JR.. | 212 | 200 | 12 |
| SENATOR IN GENERAL ASSEMBLY DISTRICT 21 | | | |
| Vote for 1 | | | |
| Nicholas D. KETTLE | 752 | 716 | 36 |
| SENATOR IN GENERAL ASSEMBLY DISTRICT 22 | | | |
| Vote for 1 | | | |
| Richard A. POIRIER | 1 | 1 | 0 |
| SENATOR IN GENERAL ASSEMBLY DISTRICT 23 | | | |
| Vote for 1 | | | |
| Julian P. FORGUE | 314 | 298 | 16 |
| SENATOR IN GENERAL ASSEMBLY DISTRICT 26 | | | |
| Vote for 1 | | | |
| Sean P. GATELY. | 224 | 213 | 11 |
| SENATOR IN GENERAL ASSEMBLY DISTRICT 27 | | | |
| Vote for 1 | | | |
| Robert B. LANCIA | 249 | 237 | 12 |
| SENATOR IN GENERAL ASSEMBLY DISTRICT 28 | | | |
| Vote for 1 | | | |
| Robert J. CLARKIN. | 183 | 176 | 7 |
| SENATOR IN GENERAL ASSEMBLY DISTRICT 30 | | | |
| Vote for 1 | | | |
| Keith E. BURKITT | 336 | 329 | 7 |

| | TOTAL VOTES | ELECTION DAY | MAIL BALLOTS |
|-----------------------------------------|-------------|--------------|--------------|
| SENATOR IN GENERAL ASSEMBLY DISTRICT 33 | | | |
| Vote for 1 | | | |
| Glenford J. SHIBLEY | 395 | 376 | 19 |
| SENATOR IN GENERAL ASSEMBLY DISTRICT 34 | | | |
| Vote for 1 | | | |
| Francis T. MAHER, JR. | 473 | 460 | 13 |
| Paul R. McFADDEN | 138 | 137 | 1 |
| SENATOR IN GENERAL ASSEMBLY DISTRICT 35 | | | |
| Vote for 1 | | | |
| Dawson Tucker HODGSON | 1,097 | 1,067 | 30 |
| SENATOR IN GENERAL ASSEMBLY DISTRICT 36 | | | |
| Vote for 1 | | | |
| Mariacristina C. McKENDALL. | 1,034 | 977 | 57 |
| SENATOR IN GENERAL ASSEMBLY DISTRICT 37 | | | |
| Vote for 1 | | | |
| John F. LINDHOLM | 357 | 342 | 15 |
| SENATOR IN GENERAL ASSEMBLY DISTRICT 38 | | | |
| Vote for 1 | | | |
| Dennis L. ALGIERE. | 294 | 270 | 24 |
| REP IN GENERAL ASSEMBLY DISTRICT 3 | | | |
| Vote for 1 | | | |
| Rufus Ricardo BAILEY. | 4 | 4 | 0 |
| REP IN GENERAL ASSEMBLY DISTRICT 10 | | | |
| Vote for 1 | | | |
| James M. ENTWISTLE | 2 | 2 | 0 |
| REP IN GENERAL ASSEMBLY DISTRICT 15 | | | |
| Vote for 1 | | | |
| Robert E. BACH. | 156 | 152 | 4 |
| REP IN GENERAL ASSEMBLY DISTRICT 17 | | | |
| Vote for 1 | | | |
| Charles E. HOOPER. | 102 | 96 | 6 |
| REP IN GENERAL ASSEMBLY DISTRICT 18 | | | |
| Vote for 1 | | | |
| Donald R. GENDRON. | 87 | 85 | 2 |

| | TOTAL VOTES | ELECTION DAY | MAIL BALLOTS |
|-------------------------------------|-------------|--------------|--------------|
| REP IN GENERAL ASSEMBLY DISTRICT 23 | | | |
| Vote for 1 | | | |
| John M. FALKOWSKI | 145 | 140 | 5 |
| REP IN GENERAL ASSEMBLY DISTRICT 24 | | | |
| Vote for 1 | | | |
| Joseph A. TRILLO | 225 | 219 | 6 |
| REP IN GENERAL ASSEMBLY DISTRICT 26 | | | |
| Vote for 1 | | | |
| Patricia L. MORGAN | 129 | 114 | 15 |
| REP IN GENERAL ASSEMBLY DISTRICT 27 | | | |
| Vote for 1 | | | |
| Kyle S. PENDOLA | 134 | 129 | 5 |
| REP IN GENERAL ASSEMBLY DISTRICT 28 | | | |
| Vote for 1 | | | |
| Carl L. MATTSON, JR.. | 192 | 185 | 7 |
| REP IN GENERAL ASSEMBLY DISTRICT 29 | | | |
| Vote for 1 | | | |
| Keith W. ANDERSON. | 219 | 210 | 9 |
| REP IN GENERAL ASSEMBLY DISTRICT 30 | | | |
| Vote for 1 | | | |
| Antonio GIARRUSSO. | 354 | 352 | 2 |
| Emil E. FACHON. | 234 | 226 | 8 |
| Robert B. BOLTON | 178 | 174 | 4 |
| REP IN GENERAL ASSEMBLY DISTRICT 31 | | | |
| Vote for 1 | | | |
| Doreen Marie COSTA | 392 | 383 | 9 |
| REP IN GENERAL ASSEMBLY DISTRICT 32 | | | |
| Vote for 1 | | | |
| Laurence W. EHRHARDT. | 593 | 528 | 65 |
| Sharon L. GAMBA | 575 | 555 | 20 |
| REP IN GENERAL ASSEMBLY DISTRICT 33 | | | |
| Vote for 1 | | | |
| Robert A. TRAGER | 273 | 264 | 9 |

**GENERAL ELECTION
NOVEMBER 6, 2012**

**GENERAL ELECTION
PRESIDENTIAL CANDIDATES
MUNICIPAL SUMMARY**

| MUNICIPALITY | Barack OBAMA (DEM) | Mitt ROMNEY (REP) | Gary JOHNSON (LIB) | Jill STEIN (GRN) | Virgil GOODE (CON) | Ross C. ANDERSON (JUS) | Peta LINDSAY (SL) |
|--------------------|--------------------------|-------------------------|--------------------------|---------------------|-----------------------|------------------------------|-------------------------|
| BARRINGTON | 5,557 | 3,836 | 76 | 56 | 6 | 6 | 3 |
| BRISTOL | 6,359 | 3,707 | 105 | 51 | 3 | 5 | 1 |
| BURRILLVILLE | 3,666 | 3,044 | 81 | 43 | 11 | 9 | 0 |
| CENTRAL FALLS | 3,410 | 512 | 25 | 11 | 1 | 3 | 0 |
| CHARLESTOWN | 2,445 | 1,616 | 50 | 31 | 2 | 5 | 1 |
| COVENTRY | 9,122 | 6,969 | 235 | 80 | 22 | 19 | 3 |
| CRANSTON | 21,388 | 13,008 | 264 | 155 | 24 | 26 | 13 |
| CUMBERLAND | 9,291 | 7,106 | 151 | 59 | 9 | 14 | 2 |
| EAST GREENWICH | 3,535 | 3,649 | 58 | 38 | 2 | 3 | 1 |
| EAST PROVIDENCE | 14,095 | 5,752 | 196 | 99 | 26 | 13 | 6 |
| EXETER | 1,743 | 1,541 | 54 | 15 | 6 | 4 | 0 |
| FOSTER | 1,280 | 1,091 | 36 | 24 | 2 | 0 | 0 |
| GLOCESTER | 2,539 | 2,410 | 49 | 22 | 4 | 2 | 0 |
| HOPKINTON | 2,164 | 1,602 | 61 | 24 | 13 | 6 | 1 |
| JAMESTOWN | 2,181 | 1,329 | 38 | 32 | 3 | 5 | 3 |
| JOHNSTON | 7,503 | 5,417 | 105 | 42 | 14 | 9 | 1 |
| LINCOLN | 6,028 | 4,866 | 81 | 40 | 8 | 9 | 0 |
| LITTLE COMPTON | 1,214 | 908 | 26 | 13 | 2 | 4 | 0 |
| MIDDLETOWN | 4,304 | 2,785 | 72 | 22 | 15 | 6 | 1 |
| NARRAGANSETT | 4,339 | 3,223 | 91 | 54 | 7 | 13 | 1 |
| NEWPORT | 6,174 | 2,959 | 94 | 42 | 9 | 5 | 4 |
| NEW SHOREHAM | 666 | 276 | 15 | 8 | 1 | 2 | 0 |
| NORTH KINGSTOWN | 7,847 | 6,451 | 195 | 99 | 20 | 13 | 6 |
| NORTH PROVIDENCE | 9,613 | 5,404 | 144 | 56 | 15 | 14 | 6 |
| NORTH SMITHFIELD | 3,050 | 2,852 | 73 | 25 | 1 | 8 | 3 |
| PAWTUCKET | 18,155 | 5,228 | 204 | 93 | 21 | 21 | 3 |
| PORTSMOUTH | 5,017 | 4,165 | 80 | 47 | 14 | 9 | 3 |
| PROVIDENCE | 43,617 | 7,282 | 366 | 436 | 36 | 55 | 28 |
| RICHMOND | 2,002 | 1,555 | 73 | 29 | 6 | 4 | 3 |
| SCITUATE | 2,607 | 3,018 | 56 | 31 | 7 | 6 | 3 |
| SMITHFIELD | 5,293 | 4,681 | 101 | 44 | 9 | 11 | 2 |
| SOUTH KINGSTOWN | 8,611 | 4,720 | 179 | 115 | 8 | 12 | 5 |
| TIVERTON | 4,573 | 3,056 | 70 | 34 | 8 | 8 | 2 |
| WARREN | 3,058 | 1,688 | 47 | 37 | 3 | 5 | 2 |
| WARWICK | 24,448 | 15,027 | 452 | 215 | 50 | 46 | 10 |
| WESTERLY | 6,071 | 4,382 | 79 | 53 | 10 | 9 | 5 |
| WEST GREENWICH | 1,503 | 1,590 | 35 | 10 | 8 | 4 | 1 |
| WEST WARWICK | 6,956 | 4,332 | 128 | 73 | 11 | 12 | 4 |
| WOONSOCKET | 7,985 | 4,114 | 137 | 61 | 12 | 10 | 4 |
| FEDERAL DISTRICT | 268 | 53 | 6 | 2 | 1 | 1 | 1 |
| STATE TOTAL | 279,677 | 157,204 | 4,388 | 2,421 | 430 | 416 | 132 |

**GENERAL ELECTION
PRESIDENTIAL CANDIDATES
COUNTY SUMMARY**

| COUNTY | Barack OBAMA (DEM) | Mitt ROMNEY (REP) | Gary JOHNSON (LIB) | Jill STEIN (GRN) | Virgil GOODE (CON) | Ross C. ANDERSON (JUS) | Peta LINDSAY (SL) |
|--------------------------|-----------------------|----------------------|-----------------------|---------------------|-----------------------|------------------------------|----------------------|
| BRISTOL COUNTY | 14,974 | 9,231 | 228 | 144 | 12 | 16 | 6 |
| BARRINGTON | 5,557 | 3,836 | 76 | 56 | 6 | 6 | 3 |
| BRISTOL | 6,359 | 3,707 | 105 | 51 | 3 | 5 | 1 |
| WARREN | 3,058 | 1,688 | 47 | 37 | 3 | 5 | 2 |
| KENT COUNTY | 45,564 | 31,567 | 908 | 416 | 93 | 84 | 19 |
| COVENTRY | 9,122 | 6,969 | 235 | 80 | 22 | 19 | 3 |
| EAST GREENWICH | 3,535 | 3,649 | 58 | 38 | 2 | 3 | 1 |
| WARWICK | 24,448 | 15,027 | 452 | 215 | 50 | 46 | 10 |
| WEST GREENWICH | 1,503 | 1,590 | 35 | 10 | 8 | 4 | 1 |
| WEST WARWICK | 6,956 | 4,332 | 128 | 73 | 11 | 12 | 4 |
| NEWPORT COUNTY | 23,463 | 15,202 | 380 | 190 | 51 | 37 | 13 |
| JAMESTOWN | 2,181 | 1,329 | 38 | 32 | 3 | 5 | 3 |
| LITTLE COMPTON | 1,214 | 908 | 26 | 13 | 2 | 4 | 0 |
| MIDDLETOWN | 4,304 | 2,785 | 72 | 22 | 15 | 6 | 1 |
| NEWPORT | 6,174 | 2,959 | 94 | 42 | 9 | 5 | 4 |
| PORTSMOUTH | 5,017 | 4,165 | 80 | 47 | 14 | 9 | 3 |
| TIVERTON | 4,573 | 3,056 | 70 | 34 | 8 | 8 | 2 |
| PROVIDENCE COUNTY | 159,520 | 75,785 | 2,069 | 1,241 | 200 | 210 | 71 |
| BURRILLVILLE | 3,666 | 3,044 | 81 | 43 | 11 | 9 | 0 |
| CENTRAL FALLS | 3,410 | 512 | 25 | 11 | 1 | 3 | 0 |
| CRANSTON | 21,388 | 13,008 | 264 | 155 | 24 | 26 | 13 |
| CUMBERLAND | 9,291 | 7,106 | 151 | 59 | 9 | 14 | 2 |
| EAST PROVIDENCE | 14,095 | 5,752 | 196 | 99 | 26 | 13 | 6 |
| FOSTER | 1,280 | 1,091 | 36 | 24 | 2 | 0 | 0 |
| GLOCESTER | 2,539 | 2,410 | 49 | 22 | 4 | 2 | 0 |
| JOHNSTON | 7,503 | 5,417 | 105 | 42 | 14 | 9 | 1 |
| LINCOLN | 6,028 | 4,866 | 81 | 40 | 8 | 9 | 0 |
| NORTH PROVIDENCE | 9,613 | 5,404 | 144 | 56 | 15 | 14 | 6 |
| NORTH SMITHFIELD | 3,050 | 2,852 | 73 | 25 | 1 | 8 | 3 |
| PAWTUCKET | 18,155 | 5,228 | 204 | 93 | 21 | 21 | 3 |
| PROVIDENCE | 43,617 | 7,282 | 366 | 436 | 36 | 55 | 28 |
| SCITUATE | 2,607 | 3,018 | 56 | 31 | 7 | 6 | 3 |
| SMITHFIELD | 5,293 | 4,681 | 101 | 44 | 9 | 11 | 2 |
| WOONSOCKET | 7,985 | 4,114 | 137 | 61 | 12 | 10 | 4 |
| WASHINGTON COUNTY | 35,888 | 25,366 | 797 | 428 | 73 | 68 | 22 |
| CHARLESTOWN | 2,445 | 1,616 | 50 | 31 | 2 | 5 | 1 |
| EXETER | 1,743 | 1,541 | 54 | 15 | 6 | 4 | 0 |
| HOPKINTON | 2,164 | 1,602 | 61 | 24 | 13 | 6 | 1 |
| NARRAGANSETT | 4,339 | 3,223 | 91 | 54 | 7 | 13 | 1 |
| NEW SHOREHAM | 666 | 276 | 15 | 8 | 1 | 2 | 0 |
| NORTH KINGSTOWN | 7,847 | 6,451 | 195 | 99 | 20 | 13 | 6 |
| RICHMOND | 2,002 | 1,555 | 73 | 29 | 6 | 4 | 3 |
| SOUTH KINGSTOWN | 8,611 | 4,720 | 179 | 115 | 8 | 12 | 5 |
| WESTERLY | 6,071 | 4,382 | 79 | 53 | 10 | 9 | 5 |
| FEDERAL DISTRICT | 268 | 53 | 6 | 2 | 1 | 1 | 1 |
| STATE TOTAL | 279,677 | 157,204 | 4,388 | 2,421 | 430 | 416 | 132 |

**GENERAL ELECTION
U.S SENATOR
MUNICIPAL SUMMARY**

| MUNICIPALITY | Sheldon WHITEHOUSE (DEM) | B. Barrett HINKLEY, III (REP) |
|--------------------|--------------------------|-------------------------------|
| BARRINGTON | 5,482 | 3,534 |
| BRISTOL | 6,109 | 3,256 |
| BURRILLVILLE | 3,805 | 2,741 |
| CENTRAL FALLS | 3,046 | 484 |
| CHARLESTOWN | 2,320 | 1,611 |
| COVENTRY | 9,032 | 6,548 |
| CRANSTON | 20,660 | 11,818 |
| CUMBERLAND | 9,388 | 6,282 |
| EAST GREENWICH | 3,382 | 3,504 |
| EAST PROVIDENCE | 13,507 | 5,325 |
| EXETER | 1,687 | 1,509 |
| FOSTER | 1,272 | 1,080 |
| GLOCESTER | 2,549 | 2,307 |
| HOPKINTON | 2,132 | 1,509 |
| JAMESTOWN | 2,094 | 1,277 |
| JOHNSTON | 7,538 | 4,787 |
| LINCOLN | 6,052 | 4,334 |
| LITTLE COMPTON | 1,126 | 946 |
| MIDDLETOWN | 4,204 | 2,546 |
| NARRAGANSETT | 4,196 | 3,064 |
| NEWPORT | 5,879 | 2,747 |
| NEW SHOREHAM | 668 | 255 |
| NORTH KINGSTOWN | 7,708 | 6,249 |
| NORTH PROVIDENCE | 9,381 | 4,837 |
| NORTH SMITHFIELD | 3,228 | 2,462 |
| PAWTUCKET | 17,628 | 4,951 |
| PORTSMOUTH | 5,000 | 3,844 |
| PROVIDENCE | 40,213 | 6,924 |
| RICHMOND | 2,009 | 1,531 |
| SCITUATE | 2,640 | 2,867 |
| SMITHFIELD | 5,332 | 4,294 |
| SOUTH KINGSTOWN | 8,168 | 4,696 |
| TIVERTON | 4,471 | 2,864 |
| WARREN | 2,965 | 1,600 |
| WARWICK | 23,656 | 14,497 |
| WESTERLY | 6,118 | 3,785 |
| WEST GREENWICH | 1,460 | 1,542 |
| WEST WARWICK | 6,802 | 4,126 |
| WOONSOCKET | 7,884 | 3,643 |
| FEDERAL DISTRICT | 243 | 46 |
| STATE TOTAL | 271,034 | 146,222 |

**GENERAL ELECTION
U.S. SENATOR
COUNTY SUMMARY**

| COUNTY | Sheldon WHITEHOUSE (DEM) | B. Barrett HINKLEY, III (REP) |
|--------------------------|--------------------------|-------------------------------|
| BRISTOL COUNTY | 14,556 | 8,390 |
| BARRINGTON | 5,482 | 3,534 |
| BRISTOL | 6,109 | 3,256 |
| WARREN | 2,965 | 1,600 |
| KENT COUNTY | 44,332 | 30,217 |
| COVENTRY | 9,032 | 6,548 |
| EAST GREENWICH | 3,382 | 3,504 |
| WARWICK | 23,656 | 14,497 |
| WEST GREENWICH | 1,460 | 1,542 |
| WEST WARWICK | 6,802 | 4,126 |
| NEWPORT COUNTY | 22,774 | 14,224 |
| JAMESTOWN | 2,094 | 1,277 |
| LITTLE COMPTON | 1,126 | 946 |
| MIDDLETOWN | 4,204 | 2,546 |
| NEWPORT | 5,879 | 2,747 |
| PORTSMOUTH | 5,000 | 3,844 |
| TIVERTON | 4,471 | 2,864 |
| PROVIDENCE COUNTY | 154,123 | 69,136 |
| BURRILLVILLE | 3,805 | 2,741 |
| CENTRAL FALLS | 3,046 | 484 |
| CRANSTON | 20,660 | 11,818 |
| CUMBERLAND | 9,388 | 6,282 |
| EAST PROVIDENCE | 13,507 | 5,325 |
| FOSTER | 1,272 | 1,080 |
| GLOCESTER | 2,549 | 2,307 |
| JOHNSTON | 7,538 | 4,787 |
| LINCOLN | 6,052 | 4,334 |
| NORTH PROVIDENCE | 9,381 | 4,837 |
| NORTH SMITHFIELD | 3,228 | 2,462 |
| PAWTUCKET | 17,628 | 4,951 |
| PROVIDENCE | 40,213 | 6,924 |
| SCITUATE | 2,640 | 2,867 |
| SMITHFIELD | 5,332 | 4,294 |
| WOONSOCKET | 7,884 | 3,643 |
| WASHINGTON COUNTY | 35,006 | 24,209 |
| CHARLESTOWN | 2,320 | 1,611 |
| EXETER | 1,687 | 1,509 |
| HOPKINTON | 2,132 | 1,509 |
| NARRAGANSETT | 4,196 | 3,064 |
| NEW SHOREHAM | 668 | 255 |
| NORTH KINGSTOWN | 7,708 | 6,249 |
| RICHMOND | 2,009 | 1,531 |
| SOUTH KINGSTOWN | 8,168 | 4,696 |
| WESTERLY | 6,118 | 3,785 |
| FEDERAL DISTRICT | 243 | 46 |
| STATE TOTAL | 271,034 | 146,222 |

**GENERAL ELECTION
CONGRESSIONAL DISTRICT 1
MUNICIPAL SUMMARY**

| MUNICIPALITY | David N. CICILLINE (DEM) | Brendan P. DOHERTY (REP) | David S. VOGEL (IND) |
|---------------------|-------------------------------------|-------------------------------------|---------------------------------|
| BARRINGTON | 4,082 | 4,635 | 586 |
| BRISTOL | 4,699 | 4,466 | 571 |
| CENTRAL FALLS | 2,780 | 676 | 152 |
| CUMBERLAND | 6,291 | 9,097 | 886 |
| EAST PROVIDENCE | 11,109 | 7,306 | 1,242 |
| JAMESTOWN | 1,657 | 1,582 | 272 |
| LINCOLN | 4,165 | 6,007 | 653 |
| LITTLE COMPTON | 881 | 1,077 | 157 |
| MIDDLETOWN | 3,285 | 3,200 | 411 |
| NEWPORT | 4,937 | 3,375 | 518 |
| NORTH PROVIDENCE | 7,322 | 6,567 | 913 |
| NORTH SMITHFIELD | 2,269 | 3,282 | 360 |
| PAWTUCKET | 14,590 | 6,876 | 1,353 |
| PORTSMOUTH | 3,717 | 4,734 | 599 |
| PROVIDENCE | 20,800 | 4,925 | 1,656 |
| SMITHFIELD | 3,666 | 5,616 | 619 |
| TIVERTON | 3,450 | 3,545 | 510 |
| WARREN | 2,263 | 2,074 | 349 |
| WOONSOCKET | 6,503 | 4,656 | 687 |
| FEDERAL DISTRICT | 146 | 41 | 10 |
| STATE TOTAL | 108,612 | 83,737 | 12,504 |

**GENERAL ELECTION
CONGRESSIONAL DISTRICT 1
COUNTY SUMMARY**

| COUNTY | David N. CICILLINE (DEM) | Brendan P. DOHERTY (REP) | David S. VOGEL (IND) |
|--------------------------|-----------------------------|-----------------------------|-------------------------|
| BRISTOL COUNTY | 11,044 | 11,175 | 1,506 |
| BARRINGTON | 4,082 | 4,635 | 586 |
| BRISTOL | 4,699 | 4,466 | 571 |
| WARREN | 2,263 | 2,074 | 349 |
| NEWPORT COUNTY | 17,927 | 17,513 | 2,467 |
| JAMESTOWN | 1,657 | 1,582 | 272 |
| LITTLE COMPTON | 881 | 1,077 | 157 |
| MIDDLETOWN | 3,285 | 3,200 | 411 |
| NEWPORT | 4,937 | 3,375 | 518 |
| PORTSMOUTH | 3,717 | 4,734 | 599 |
| TIVERTON | 3,450 | 3,545 | 510 |
| PROVIDENCE COUNTY | 79,495 | 55,008 | 8,521 |
| CENTRAL FALLS | 2,780 | 676 | 152 |
| CUMBERLAND | 6,291 | 9,097 | 886 |
| EAST PROVIDENCE | 11,109 | 7,306 | 1,242 |
| LINCOLN | 4,165 | 6,007 | 653 |
| NORTH PROVIDENCE | 7,322 | 6,567 | 913 |
| NORTH SMITHFIELD | 2,269 | 3,282 | 360 |
| PAWTUCKET | 14,590 | 6,876 | 1,353 |
| PROVIDENCE | 20,800 | 4,925 | 1,656 |
| SMITHFIELD | 3,666 | 5,616 | 619 |
| WOONSOCKET | 6,503 | 4,656 | 687 |
| FEDERAL DISTRICT | 146 | 41 | 10 |
| STATE TOTAL | 108,612 | 83,737 | 12,504 |

**GENERAL ELECTION
CONGRESSIONAL DISTRICT 2
MUNICIPAL SUMMARY**

| MUNICIPALITY | James R. LANGEVIN (DEM) | Michael G. RILEY (REP) | Abel G. COLLINS (IND) |
|---------------------|------------------------------------|-----------------------------------|----------------------------------|
| BURRILLVILLE | 3,674 | 2,428 | 556 |
| CHARLESTOWN | 1,970 | 1,396 | 654 |
| COVENTRY | 8,566 | 6,199 | 1,254 |
| CRANSTON | 19,613 | 11,413 | 2,523 |
| EAST GREENWICH | 3,256 | 3,302 | 490 |
| EXETER | 1,492 | 1,383 | 356 |
| FOSTER | 1,187 | 972 | 212 |
| GLOCESTER | 2,350 | 2,133 | 409 |
| HOPKINTON | 1,879 | 1,306 | 518 |
| JOHNSTON | 7,426 | 4,474 | 765 |
| NARRAGANSETT | 3,420 | 3,155 | 919 |
| NEW SHOREHAM | 594 | 227 | 131 |
| NORTH KINGSTOWN | 6,747 | 5,885 | 1,614 |
| PROVIDENCE | 15,299 | 3,083 | 1,351 |
| RICHMOND | 1,684 | 1,350 | 545 |
| SCITUATE | 2,470 | 2,702 | 424 |
| SOUTH KINGSTOWN | 6,154 | 4,210 | 2,788 |
| WARWICK | 22,684 | 13,716 | 2,884 |
| WESTERLY | 5,678 | 3,566 | 795 |
| WEST GREENWICH | 1,376 | 1,433 | 237 |
| WEST WARWICK | 6,474 | 3,846 | 782 |
| FEDERAL DISTRICT | 74 | 10 | 5 |
| STATE TOTAL | 124,067 | 78,189 | 20,212 |

**GENERAL ELECTION
CONGRESSIONAL DISTRICT 2
COUNTY SUMMARY**

| COUNTY | James R. LANGEVIN (DEM) | Michael G. RILEY (REP) | Abel G. COLLINS (IND) |
|--------------------------|------------------------------------|-----------------------------------|----------------------------------|
| KENT COUNTY | 42,356 | 28,496 | 5,647 |
| COVENTRY | 8,566 | 6,199 | 1,254 |
| EAST GREENWICH | 3,256 | 3,302 | 490 |
| WARWICK | 22,684 | 13,716 | 2,884 |
| WEST GREENWICH | 1,376 | 1,433 | 237 |
| WEST WARWICK | 6,474 | 3,846 | 782 |
| PROVIDENCE COUNTY | 52,019 | 27,205 | 6,240 |
| BURRILLVILLE | 3,674 | 2,428 | 556 |
| CRANSTON | 19,613 | 11,413 | 2,523 |
| FOSTER | 1,187 | 972 | 212 |
| GLOCESTER | 2,350 | 2,133 | 409 |
| JOHNSTON | 7,426 | 4,474 | 765 |
| PROVIDENCE | 15,299 | 3,083 | 1,351 |
| SCITUATE | 2,470 | 2,702 | 424 |
| WASHINGTON COUNTY | 29,618 | 22,478 | 8,320 |
| CHARLESTOWN | 1,970 | 1,396 | 654 |
| EXETER | 1,492 | 1,383 | 356 |
| HOPKINTON | 1,879 | 1,306 | 518 |
| NARRAGANSETT | 3,420 | 3,155 | 919 |
| NEW SHOREHAM | 594 | 227 | 131 |
| NORTH KINGSTOWN | 6,747 | 5,885 | 1,614 |
| RICHMOND | 1,684 | 1,350 | 545 |
| SOUTH KINGSTOWN | 6,154 | 4,210 | 2,788 |
| WESTERLY | 5,678 | 3,566 | 795 |
| FEDERAL DISTRICT | 74 | 10 | 5 |
| STATE TOTAL | 124,067 | 78,189 | 20,212 |

**GENERAL ELECTION
VOTER TURNOUT
MUNICIPAL SUMMARY**

| MUNICIPALITY | ELIGIBLE | VOTES CAST | % TURNOUT |
|--------------------|----------------|----------------|---------------|
| BARRINGTON | 13,929 | 9,623 | 69.09% |
| BRISTOL | 16,026 | 10,348 | 64.57% |
| BURRILLVILLE | 11,964 | 6,962 | 58.19% |
| CENTRAL FALLS | 7,731 | 4,040 | 52.26% |
| CHARLESTOWN | 6,209 | 4,216 | 67.90% |
| COVENTRY | 24,222 | 16,629 | 68.65% |
| CRANSTON | 54,262 | 35,274 | 65.01% |
| CUMBERLAND | 24,944 | 16,851 | 67.56% |
| EAST GREENWICH | 10,733 | 7,332 | 68.31% |
| EAST PROVIDENCE | 32,515 | 20,451 | 62.90% |
| EXETER | 4,880 | 3,404 | 69.75% |
| FOSTER | 3,798 | 2,463 | 64.85% |
| GLOCESTER | 7,948 | 5,083 | 63.95% |
| HOPKINTON | 5,753 | 3,910 | 67.96% |
| JAMESTOWN | 4,793 | 3,624 | 75.61% |
| JOHNSTON | 22,453 | 13,336 | 59.40% |
| LINCOLN | 16,797 | 11,141 | 66.33% |
| LITTLE COMPTON | 3,086 | 2,190 | 70.97% |
| MIDDLETOWN | 10,821 | 7,295 | 67.42% |
| NARRAGANSETT | 11,906 | 7,830 | 65.77% |
| NEWPORT | 14,254 | 9,369 | 65.73% |
| NEW SHOREHAM | 1,438 | 978 | 68.01% |
| NORTH KINGSTOWN | 21,429 | 14,770 | 68.93% |
| NORTH PROVIDENCE | 26,513 | 15,441 | 58.24% |
| NORTH SMITHFIELD | 9,745 | 6,100 | 62.60% |
| PAWTUCKET | 41,215 | 24,110 | 58.50% |
| PORTSMOUTH | 13,263 | 9,423 | 71.05% |
| PROVIDENCE | 103,165 | 52,506 | 50.90% |
| RICHMOND | 5,919 | 3,713 | 62.73% |
| SCITUATE | 8,553 | 5,810 | 67.93% |
| SMITHFIELD | 15,896 | 10,243 | 64.44% |
| SOUTH KINGSTOWN | 21,456 | 13,789 | 64.27% |
| TIVERTON | 12,560 | 7,837 | 62.40% |
| WARREN | 7,771 | 4,898 | 63.03% |
| WARWICK | 61,569 | 40,682 | 66.08% |
| WESTERLY | 17,027 | 10,750 | 63.14% |
| WEST GREENWICH | 4,908 | 3,179 | 64.77% |
| WEST WARWICK | 18,980 | 11,641 | 61.33% |
| WOONSOCKET | 24,878 | 12,455 | 50.06% |
| FEDERAL DISTRICT | 0 | 334 | 0.00% |
| STATE TOTAL | 725,309 | 450,030 | 62.05% |

**GENERAL ELECTION
VOTER TURNOUT
COUNTY SUMMARY**

| COUNTY | ELIGIBLE | VOTES CAST | % TURNOUT |
|--------------------------|----------------|----------------|---------------|
| BRISTOL COUNTY | 37,726 | 24,869 | 65.92% |
| BARRINGTON | 13,929 | 9,623 | 69.09% |
| BRISTOL | 16,026 | 10,348 | 64.57% |
| WARREN | 7,771 | 4,898 | 63.03% |
| KENT COUNTY | 120,412 | 79,463 | 65.99% |
| COVENTRY | 24,222 | 16,629 | 68.65% |
| EAST GREENWICH | 10,733 | 7,332 | 68.31% |
| WARWICK | 61,569 | 40,682 | 66.08% |
| WEST GREENWICH | 4,908 | 3,179 | 64.77% |
| WEST WARWICK | 18,980 | 11,641 | 61.33% |
| NEWPORT COUNTY | 58,777 | 39,738 | 67.61% |
| JAMESTOWN | 4,793 | 3,624 | 75.61% |
| LITTLE COMPTON | 3,086 | 2,190 | 70.97% |
| MIDDLETOWN | 10,821 | 7,295 | 67.42% |
| NEWPORT | 14,254 | 9,369 | 65.73% |
| PORTSMOUTH | 13,263 | 9,423 | 71.05% |
| TIVERTON | 12,560 | 7,837 | 62.40% |
| PROVIDENCE COUNTY | 412,377 | 242,266 | 58.75% |
| BURRILLVILLE | 11,964 | 6,962 | 58.19% |
| CENTRAL FALLS | 7,731 | 4,040 | 52.26% |
| CRANSTON | 54,262 | 35,274 | 65.01% |
| CUMBERLAND | 24,944 | 16,851 | 67.56% |
| EAST PROVIDENCE | 32,515 | 20,451 | 62.90% |
| FOSTER | 3,798 | 2,463 | 64.85% |
| GLOCESTER | 7,948 | 5,083 | 63.95% |
| JOHNSTON | 22,453 | 13,336 | 59.40% |
| LINCOLN | 16,797 | 11,141 | 66.33% |
| NORTH PROVIDENCE | 26,513 | 15,441 | 58.24% |
| NORTH SMITHFIELD | 9,745 | 6,100 | 62.60% |
| PAWTUCKET | 41,215 | 24,110 | 58.50% |
| PROVIDENCE | 103,165 | 52,506 | 50.90% |
| SCITUATE | 8,553 | 5,810 | 67.93% |
| SMITHFIELD | 15,896 | 10,243 | 64.44% |
| WOONSOCKET | 24,878 | 12,455 | 50.06% |
| WASHINGTON COUNTY | 96,017 | 63,360 | 65.99% |
| CHARLESTOWN | 6,209 | 4,216 | 67.90% |
| EXETER | 4,880 | 3,404 | 69.75% |
| HOPKINTON | 5,753 | 3,910 | 67.96% |
| NARRAGANSETT | 11,906 | 7,830 | 65.77% |
| NEW SHOREHAM | 1,438 | 978 | 68.01% |
| NORTH KINGSTOWN | 21,429 | 14,770 | 68.93% |
| RICHMOND | 5,919 | 3,713 | 62.73% |
| SOUTH KINGSTOWN | 21,456 | 13,789 | 64.27% |
| WESTERLY | 17,027 | 10,750 | 63.14% |
| FEDERAL DISTRICT | N/A | 334 | N/A |
| STATE TOTAL | 725,309 | 450,030 | 62.05% |

| | TOTAL VOTES | ELECTION DAY | MAIL BALLOTS |
|------------------------------------------|-------------|--------------|--------------|
| PRESIDENTIAL ELECTORS FOR: | | | |
| Vote for 1 | | | |
| Barack OBAMA (DEM) | 279,677 | 263,838 | 15,839 |
| Mitt ROMNEY (REP) | 157,204 | 147,479 | 9,725 |
| Gary JOHNSON (Lib) | 4,388 | 4,183 | 205 |
| Jill STEIN (GRN) | 2,421 | 2,277 | 144 |
| WRITE-IN. | 1,381 | 1,324 | 57 |
| Virgil GOODE (Con) | 430 | 412 | 18 |
| Ross C. "Rocky" ANDERSON (Jus) | 416 | 382 | 34 |
| Peta LINDSAY (SL) | 132 | 124 | 8 |
| | | | |
| SENATOR IN CONGRESS | | | |
| Vote for 1 | | | |
| Sheldon WHITEHOUSE (DEM) | 271,034 | 255,025 | 16,009 |
| B. Barrett HINCKLEY, III (REP) | 146,222 | 137,416 | 8,806 |
| WRITE-IN. | 933 | 885 | 48 |
| | | | |
| REPRESENTATIVE IN CONGRESS DISTRICT 1 | | | |
| Vote for 1 | | | |
| David N. CICILLINE (DEM) | 108,612 | 102,102 | 6,510 |
| Brendan P. DOHERTY (REP) | 83,737 | 78,586 | 5,151 |
| David S. VOGEL (IND) | 12,504 | 11,838 | 666 |
| WRITE-IN. | 262 | 240 | 22 |
| | | | |
| REPRESENTATIVE IN CONGRESS DISTRICT 2 | | | |
| Vote for 1 | | | |
| James R. LANGEVIN (DEM) | 124,067 | 116,842 | 7,225 |
| Michael G. RILEY (REP) | 78,189 | 73,507 | 4,682 |
| Abel G. COLLINS (IND) | 20,212 | 19,312 | 900 |
| WRITE-IN. | 192 | 188 | 4 |
| | | | |
| SENATOR IN GENERAL ASSEMBLY DISTRICT 1 | | | |
| Vote for 1 | | | |
| Maryellen GOODWIN (DEM) | 6,048 | 5,748 | 300 |
| WRITE-IN. | 120 | 118 | 2 |
| | | | |
| SENATOR IN GENERAL ASSEMBLY DISTRICT 2 | | | |
| Vote for 1 | | | |
| Juan M. PICHARDO (DEM) | 5,132 | 4,949 | 183 |
| Ramon A. PEREZ (IND) | 715 | 697 | 18 |
| Luis E. PIMENTEL (IND) | 435 | 422 | 13 |
| WRITE-IN. | 25 | 22 | 3 |
| | | | |
| SENATOR IN GENERAL ASSEMBLY DISTRICT 3 | | | |
| Vote for 1 | | | |
| Gayle L. GOLDIN (DEM) | 8,437 | 7,856 | 581 |
| WRITE-IN. | 291 | 270 | 21 |

| | TOTAL VOTES | ELECTION DAY | MAIL BALLOTS |
|-------------------------------------------|-------------|--------------|--------------|
| SENATOR IN GENERAL ASSEMBLY DISTRICT 4 | | | |
| Vote for 1 | | | |
| Dominick J. RUGGERIO (DEM) | 7,039 | 6,728 | 311 |
| John D. RICOTTILLI (IND) | 2,924 | 2,795 | 129 |
| Michael J. ROLLINS (Lib) | 614 | 585 | 29 |
| WRITE-IN. | 36 | 34 | 2 |
| SENATOR IN GENERAL ASSEMBLY DISTRICT 5 | | | |
| Vote for 1 | | | |
| Paul V. JABOUR (DEM) | 6,240 | 5,973 | 267 |
| WRITE-IN. | 158 | 152 | 6 |
| SENATOR IN GENERAL ASSEMBLY DISTRICT 6 | | | |
| Vote for 1 | | | |
| Harold M. METTS (DEM) | 6,294 | 6,054 | 240 |
| Russell C. HRYZAN (REP) | 532 | 508 | 24 |
| WRITE-IN. | 31 | 29 | 2 |
| SENATOR IN GENERAL ASSEMBLY DISTRICT 7 | | | |
| Vote for 1 | | | |
| Frank A. CICCONE, III (DEM) | 5,049 | 4,851 | 198 |
| Catherine E. GRAZIANO (IND) | 1,873 | 1,790 | 83 |
| WRITE-IN. | 23 | 21 | 2 |
| SENATOR IN GENERAL ASSEMBLY DISTRICT 8 | | | |
| Vote for 1 | | | |
| James E. DOYLE, II (DEM) | 6,435 | 6,181 | 254 |
| Beth M. CROLL (IND) | 2,092 | 2,000 | 92 |
| WRITE-IN. | 20 | 19 | 1 |
| SENATOR IN GENERAL ASSEMBLY DISTRICT 9 | | | |
| Vote for 1 | | | |
| Adam J. SATCHELL (DEM) | 6,618 | 6,336 | 282 |
| Paul P. CAIANIELLO, JR. (REP) | 3,305 | 3,149 | 156 |
| WRITE-IN. | 200 | 173 | 27 |
| SENATOR IN GENERAL ASSEMBLY DISTRICT 10 | | | |
| Vote for 1 | | | |
| Walter S. FELAG, JR. (DEM) | 9,602 | 9,037 | 565 |
| WRITE-IN. | 145 | 135 | 10 |
| SENATOR IN GENERAL ASSEMBLY DISTRICT 11 | | | |
| Vote for 1 | | | |
| Christopher Scott OTTIANO (REP) | 8,747 | 8,070 | 677 |
| WRITE-IN. | 151 | 145 | 6 |

| | TOTAL VOTES | ELECTION DAY | MAIL BALLOTS |
|-----------------------------------------|-------------|--------------|--------------|
| SENATOR IN GENERAL ASSEMBLY DISTRICT 12 | | | |
| Vote for 1 | | | |
| Louis P. DiPALMA (DEM) | 9,203 | 8,505 | 698 |
| WRITE-IN. | 157 | 147 | 10 |
| SENATOR IN GENERAL ASSEMBLY DISTRICT 13 | | | |
| Vote for 1 | | | |
| M. Teresa PAIVA-WEED (DEM) | 7,757 | 7,063 | 694 |
| Geoffrey William COOK (REP) | 3,283 | 2,957 | 326 |
| WRITE-IN. | 22 | 17 | 5 |
| SENATOR IN GENERAL ASSEMBLY DISTRICT 14 | | | |
| Vote for 1 | | | |
| Daniel DaPONTE (DEM) | 8,218 | 7,825 | 393 |
| WRITE-IN. | 218 | 207 | 11 |
| SENATOR IN GENERAL ASSEMBLY DISTRICT 15 | | | |
| Vote for 1 | | | |
| Donna M. NESSELBUSH (DEM) | 6,324 | 6,040 | 284 |
| Robert P. VENTURINI (IND) | 1,818 | 1,741 | 77 |
| WRITE-IN. | 20 | 20 | 0 |
| SENATOR IN GENERAL ASSEMBLY DISTRICT 16 | | | |
| Vote for 1 | | | |
| Elizabeth A. CROWLEY (DEM) | 4,616 | 4,361 | 255 |
| Nicholas S. GELFUSO (MOD) | 523 | 493 | 30 |
| WRITE-IN. | 9 | 8 | 1 |
| SENATOR IN GENERAL ASSEMBLY DISTRICT 17 | | | |
| Vote for 1 | | | |
| Edward J. O'NEILL (IND) | 7,588 | 7,220 | 368 |
| John J. CULLEN (DEM) | 4,776 | 4,543 | 233 |
| Derek M. MEIKLEJOHN (IND) | 842 | 806 | 36 |
| WRITE-IN. | 26 | 23 | 3 |
| SENATOR IN GENERAL ASSEMBLY DISTRICT 18 | | | |
| Vote for 1 | | | |
| William J. CONLEY, JR. (DEM) | 9,147 | 8,647 | 500 |
| WRITE-IN. | 190 | 180 | 10 |
| SENATOR IN GENERAL ASSEMBLY DISTRICT 19 | | | |
| Vote for 1 | | | |
| Ryan William PEARSON (DEM) | 6,744 | 6,468 | 276 |
| Bethany L. MOURA (REP) | 4,338 | 4,091 | 247 |
| Steven T. ORSINI (IND) | 1,439 | 1,382 | 57 |
| WRITE-IN. | 19 | 19 | 0 |

| | TOTAL VOTES | ELECTION DAY | MAIL BALLOTS |
|-----------------------------------------|-------------|--------------|--------------|
| SENATOR IN GENERAL ASSEMBLY DISTRICT 20 | | | |
| Vote for 1 | | | |
| Roger A. PICARD (DEM) | 7,727 | 7,408 | 319 |
| WRITE-IN. | 176 | 170 | 6 |
| SENATOR IN GENERAL ASSEMBLY DISTRICT 21 | | | |
| Vote for 1 | | | |
| Nicholas D. KETTLE (REP) | 6,977 | 6,619 | 358 |
| Scott M. POLLARD (DEM) | 6,776 | 6,456 | 320 |
| WRITE-IN. | 16 | 16 | 0 |
| SENATOR IN GENERAL ASSEMBLY DISTRICT 22 | | | |
| Vote for 1 | | | |
| Stephen R. ARCHAMBAULT (DEM) | 7,389 | 6,876 | 513 |
| Richard A. POIRIER (REP) | 5,107 | 4,778 | 329 |
| WRITE-IN. | 22 | 19 | 3 |
| SENATOR IN GENERAL ASSEMBLY DISTRICT 23 | | | |
| Vote for 1 | | | |
| Paul W. FOGARTY (DEM) | 7,513 | 7,081 | 432 |
| Julian P. FORGUE (REP) | 5,201 | 4,980 | 221 |
| WRITE-IN. | 14 | 13 | 1 |
| SENATOR IN GENERAL ASSEMBLY DISTRICT 24 | | | |
| Vote for 1 | | | |
| Marc A. COTE (DEM) | 6,650 | 6,311 | 339 |
| WRITE-IN. | 235 | 228 | 7 |
| SENATOR IN GENERAL ASSEMBLY DISTRICT 25 | | | |
| Vote for 1 | | | |
| Frank LOMBARDO, III (DEM) | 9,551 | 9,079 | 472 |
| WRITE-IN. | 202 | 196 | 6 |
| SENATOR IN GENERAL ASSEMBLY DISTRICT 26 | | | |
| Vote for 1 | | | |
| Frank S. LOMBARDI (DEM) | 7,009 | 6,671 | 338 |
| Sean P. GATELY (REP) | 4,039 | 3,833 | 206 |
| WRITE-IN. | 27 | 27 | 0 |
| SENATOR IN GENERAL ASSEMBLY DISTRICT 27 | | | |
| Vote for 1 | | | |
| Hanna M. GALLO (DEM) | 5,872 | 5,547 | 325 |
| Aram G. GARABEDIAN (IND) | 4,227 | 4,008 | 219 |
| Robert B. LANCIA (REP) | 2,486 | 2,314 | 172 |
| WRITE-IN. | 18 | 18 | 0 |

| | TOTAL VOTES | ELECTION DAY | MAIL BALLOTS |
|-----------------------------------------|-------------|--------------|--------------|
| SENATOR IN GENERAL ASSEMBLY DISTRICT 28 | | | |
| Vote for 1 | | | |
| Joshua MILLER (DEM) | 7,119 | 6,825 | 294 |
| Robert J. CLARKIN (REP) | 3,181 | 3,024 | 157 |
| WRITE-IN. | 21 | 21 | 0 |
| SENATOR IN GENERAL ASSEMBLY DISTRICT 29 | | | |
| Vote for 1 | | | |
| Michael J. McCAFFREY (DEM) | 10,149 | 9,655 | 494 |
| WRITE-IN. | 358 | 336 | 22 |
| SENATOR IN GENERAL ASSEMBLY DISTRICT 30 | | | |
| Vote for 1 | | | |
| William A. WALASKA (DEM) | 7,585 | 7,283 | 302 |
| Keith E. BURKITT (REP) | 2,790 | 2,654 | 136 |
| Arthur J. GROH, JR. (IND) | 2,041 | 1,984 | 57 |
| WRITE-IN. | 20 | 17 | 3 |
| SENATOR IN GENERAL ASSEMBLY DISTRICT 31 | | | |
| Vote for 1 | | | |
| Erin P. LYNCH (DEM) | 9,862 | 9,339 | 523 |
| WRITE-IN. | 257 | 245 | 12 |
| SENATOR IN GENERAL ASSEMBLY DISTRICT 32 | | | |
| Vote for 1 | | | |
| David E. BATES (REP) | 9,926 | 9,182 | 744 |
| WRITE-IN. | 291 | 265 | 26 |
| SENATOR IN GENERAL ASSEMBLY DISTRICT 33 | | | |
| Vote for 1 | | | |
| Leonidas P. RAPTAKIS (DEM) | 7,761 | 7,347 | 414 |
| Glenford J. SHIBLEY (REP) | 4,811 | 4,567 | 244 |
| WRITE-IN. | 35 | 32 | 3 |
| SENATOR IN GENERAL ASSEMBLY DISTRICT 34 | | | |
| Vote for 1 | | | |
| Catherine COOL RUMSEY (DEM) | 7,150 | 6,853 | 297 |
| Francis T. MAHER, JR. (REP) | 5,809 | 5,508 | 301 |
| WRITE-IN. | 14 | 14 | 0 |
| SENATOR IN GENERAL ASSEMBLY DISTRICT 35 | | | |
| Vote for 1 | | | |
| Dawson Tucker HODGSON (REP) | 7,886 | 7,273 | 613 |
| Winters B. HAMES, III (DEM) | 5,612 | 5,183 | 429 |
| WRITE-IN. | 36 | 34 | 2 |

| | TOTAL VOTES | ELECTION DAY | MAIL BALLOTS |
|-------------------------------------------|-------------|--------------|--------------|
| SENATOR IN GENERAL ASSEMBLY DISTRICT 36 | | | |
| Vote for 1 | | | |
| James C. SHEEHAN (DEM) | 8,595 | 8,028 | 567 |
| Mariacristina C. MCKENDALL (REP). | 5,697 | 5,250 | 447 |
| WRITE-IN. | 35 | 33 | 2 |
| SENATOR IN GENERAL ASSEMBLY DISTRICT 37 | | | |
| Vote for 1 | | | |
| V. Susan SOSNOWSKI (DEM) | 8,428 | 7,737 | 691 |
| John F. LINDHOLM (REP) | 3,663 | 3,341 | 322 |
| WRITE-IN. | 17 | 15 | 2 |
| SENATOR IN GENERAL ASSEMBLY DISTRICT 38 | | | |
| Vote for 1 | | | |
| Dennis L. ALGIERE (REP). | 10,055 | 9,167 | 888 |
| WRITE-IN. | 184 | 170 | 14 |
| REP IN GENERAL ASSEMBLY DISTRICT 1 | | | |
| Vote for 1 | | | |
| Edith H. AJELLO (DEM) | 2,890 | 2,694 | 196 |
| Francisco L. GONZALEZ (IND) | 727 | 686 | 41 |
| WRITE-IN. | 22 | 20 | 2 |
| REP IN GENERAL ASSEMBLY DISTRICT 2 | | | |
| Vote for 1 | | | |
| Christopher R. BLAZEJEWSKI (DEM). | 3,216 | 3,001 | 215 |
| WRITE-IN. | 43 | 43 | 0 |
| REP IN GENERAL ASSEMBLY DISTRICT 3 | | | |
| Vote for 1 | | | |
| Thomas A. PALANGIO (DEM) | 2,710 | 2,601 | 109 |
| Rufus Ricardo BAILEY, JR. (REP) | 255 | 244 | 11 |
| WRITE-IN. | 8 | 8 | 0 |
| REP IN GENERAL ASSEMBLY DISTRICT 4 | | | |
| Vote for 1 | | | |
| Gordon D. FOX (DEM) | 3,590 | 3,328 | 262 |
| Mark BINDER (IND). | 2,595 | 2,472 | 123 |
| WRITE-IN. | 30 | 30 | 0 |
| REP IN GENERAL ASSEMBLY DISTRICT 5 | | | |
| Vote for 1 | | | |
| John J. DeSIMONE (DEM) | 2,615 | 2,478 | 137 |
| Daniel J. GRZYCH (IND) | 884 | 853 | 31 |
| WRITE-IN. | 19 | 18 | 1 |
| REP IN GENERAL ASSEMBLY DISTRICT 6 | | | |
| Vote for 1 | | | |
| Raymond A. HULL (DEM) | 4,182 | 3,997 | 185 |
| WRITE-IN. | 103 | 94 | 9 |

| | TOTAL VOTES | ELECTION DAY | MAIL BALLOTS |
|---------------------------------------|-------------|--------------|--------------|
| REP IN GENERAL ASSEMBLY DISTRICT 7 | | | |
| Vote for 1 | | | |
| Maria E. CIMINI (DEM) | 3,366 | 3,205 | 161 |
| WRITE-IN. | 67 | 62 | 5 |
| REP IN GENERAL ASSEMBLY DISTRICT 8 | | | |
| Vote for 1 | | | |
| John Joseph LOMBARDI (DEM) | 2,794 | 2,677 | 117 |
| WRITE-IN. | 114 | 106 | 8 |
| REP IN GENERAL ASSEMBLY DISTRICT 9 | | | |
| Vote for 1 | | | |
| Anastasia P. WILLIAMS (DEM) | 2,722 | 2,621 | 101 |
| WRITE-IN. | 54 | 52 | 2 |
| REP IN GENERAL ASSEMBLY DISTRICT 10 | | | |
| Vote for 1 | | | |
| Scott A. SLATER (DEM) | 2,896 | 2,786 | 110 |
| James M. ENTWISTLE (REP) | 288 | 279 | 9 |
| WRITE-IN. | 18 | 18 | 0 |
| REP IN GENERAL ASSEMBLY DISTRICT 11 | | | |
| Vote for 1 | | | |
| Grace DIAZ (DEM) | 3,372 | 3,272 | 100 |
| Christian CHIRINO (REP) | 261 | 245 | 16 |
| WRITE-IN. | 11 | 11 | 0 |
| REP IN GENERAL ASSEMBLY DISTRICT 12 | | | |
| Vote for 1 | | | |
| Joseph S. ALMEIDA (DEM) | 2,915 | 2,836 | 79 |
| WRITE-IN. | 23 | 23 | 0 |
| REP IN GENERAL ASSEMBLY DISTRICT 13 | | | |
| Vote for 1 | | | |
| John M. CARNEVALE (DEM) | 2,901 | 2,807 | 94 |
| WRITE-IN. | 55 | 53 | 2 |
| REP IN GENERAL ASSEMBLY DISTRICT 14 | | | |
| Vote for 1 | | | |
| Charlene LIMA (DEM) | 3,373 | 3,218 | 155 |
| WRITE-IN. | 63 | 63 | 0 |
| REP IN GENERAL ASSEMBLY DISTRICT 15 | | | |
| Vote for 1 | | | |
| Nicholas A. MATTIELLO (DEM) | 3,856 | 3,659 | 197 |
| Robert E. BACH (REP) | 2,792 | 2,631 | 161 |
| WRITE-IN. | 13 | 13 | 0 |

| | TOTAL VOTES | ELECTION DAY | MAIL BALLOTS |
|------------------------------------------|-------------|--------------|--------------|
| REP IN GENERAL ASSEMBLY DISTRICT 16 | | | |
| Vote for 1 | | | |
| Peter G. PALUMBO (DEM) | 5,074 | 4,813 | 261 |
| WRITE-IN. | 161 | 150 | 11 |
| REP IN GENERAL ASSEMBLY DISTRICT 17 | | | |
| Vote for 1 | | | |
| Robert B. JACQUARD (DEM) | 4,132 | 3,940 | 192 |
| Charles E. HOOPER (REP). | 1,766 | 1,664 | 102 |
| WRITE-IN. | 17 | 17 | 0 |
| REP IN GENERAL ASSEMBLY DISTRICT 18 | | | |
| Vote for 1 | | | |
| Arthur HANDY (DEM) | 3,524 | 3,343 | 181 |
| Donald R. GENDRON (REP). | 1,158 | 1,095 | 63 |
| Mark J. STOUTZENBERGER (IND) | 929 | 891 | 38 |
| WRITE-IN. | 7 | 7 | 0 |
| REP IN GENERAL ASSEMBLY DISTRICT 19 | | | |
| Vote for 1 | | | |
| Joseph McNAMARA (DEM) | 5,546 | 5,335 | 211 |
| WRITE-IN. | 163 | 154 | 9 |
| REP IN GENERAL ASSEMBLY DISTRICT 20 | | | |
| Vote for 1 | | | |
| David A. BENNETT (DEM) | 3,884 | 3,687 | 197 |
| WRITE-IN. | 114 | 112 | 2 |
| REP IN GENERAL ASSEMBLY DISTRICT 21 | | | |
| Vote for 1 | | | |
| Eileen Slattery NAUGHTON (DEM) | 4,723 | 4,473 | 250 |
| WRITE-IN. | 124 | 120 | 4 |
| REP IN GENERAL ASSEMBLY DISTRICT 22 | | | |
| Vote for 1 | | | |
| Frank G. FERRI (DEM). | 4,463 | 4,283 | 180 |
| WRITE-IN. | 139 | 137 | 2 |
| REP IN GENERAL ASSEMBLY DISTRICT 23 | | | |
| Vote for 1 | | | |
| K. Joseph SHEKARCHI (DEM) | 4,302 | 4,122 | 180 |
| John M. FALKOWSKI (REP). | 2,013 | 1,932 | 81 |
| WRITE-IN. | 24 | 23 | 1 |
| REP IN GENERAL ASSEMBLY DISTRICT 24 | | | |
| Vote for 1 | | | |
| Joseph A. TRILLO (REP) | 5,102 | 4,812 | 290 |
| WRITE-IN. | 177 | 167 | 10 |

| | TOTAL VOTES | ELECTION DAY | MAIL BALLOTS |
|---------------------------------------|-------------|--------------|--------------|
| REP IN GENERAL ASSEMBLY DISTRICT 25 | | | |
| Vote for 1 | | | |
| Jared R. NUNES (DEM) | 3,340 | 3,218 | 122 |
| WRITE-IN. | 88 | 85 | 3 |
| REP IN GENERAL ASSEMBLY DISTRICT 26 | | | |
| Vote for 1 | | | |
| Patricia L. MORGAN (REP) | 2,849 | 2,679 | 170 |
| Nicholas A. DENICE (DEM) | 2,603 | 2,471 | 132 |
| WRITE-IN. | 15 | 13 | 2 |
| REP IN GENERAL ASSEMBLY DISTRICT 27 | | | |
| Vote for 1 | | | |
| Patricia A. SERPA (DEM) | 4,142 | 3,928 | 214 |
| Kyle S. PENDOLA (REP) | 1,925 | 1,842 | 83 |
| WRITE-IN. | 9 | 8 | 1 |
| REP IN GENERAL ASSEMBLY DISTRICT 28 | | | |
| Vote for 1 | | | |
| Scott J. GUTHRIE (DEM) | 3,930 | 3,776 | 154 |
| Carl L. MATTSON, JR. (REP) | 2,646 | 2,516 | 130 |
| WRITE-IN. | 12 | 10 | 2 |
| REP IN GENERAL ASSEMBLY DISTRICT 29 | | | |
| Vote for 1 | | | |
| Lisa P. TOMASSO (DEM) | 3,973 | 3,788 | 185 |
| Keith W. ANDERSON (REP) | 2,817 | 2,632 | 185 |
| WRITE-IN. | 10 | 10 | 0 |
| REP IN GENERAL ASSEMBLY DISTRICT 30 | | | |
| Vote for 1 | | | |
| Antonio GIARRUSSO (REP) | 3,315 | 3,084 | 231 |
| Mark SCHWAGER (DEM) | 3,243 | 2,941 | 302 |
| Kevin J. McDONOUGH (IND) | 909 | 831 | 78 |
| WRITE-IN. | 6 | 4 | 2 |
| REP IN GENERAL ASSEMBLY DISTRICT 31 | | | |
| Vote for 1 | | | |
| Doreen Marie COSTA (REP) | 3,842 | 3,608 | 234 |
| Steven CAMPO (DEM) | 3,413 | 3,202 | 211 |
| WRITE-IN. | 13 | 13 | 0 |
| REP IN GENERAL ASSEMBLY DISTRICT 32 | | | |
| Vote for 1 | | | |
| Robert E. CRAVEN, SR. (DEM) | 4,067 | 3,778 | 289 |
| Laurence W. EHRHARDT (REP) | 3,440 | 3,151 | 289 |
| WRITE-IN. | 25 | 19 | 6 |

| | TOTAL VOTES | ELECTION DAY | MAIL BALLOTS |
|----------------------------------------|-------------|--------------|--------------|
| REP IN GENERAL ASSEMBLY DISTRICT 33 | | | |
| Vote for 1 | | | |
| Donald J. LALLY, JR. (DEM) | 4,149 | 3,868 | 281 |
| Robert A. TRAGER (REP) | 3,008 | 2,743 | 265 |
| WRITE-IN. | 13 | 13 | 0 |
| REP IN GENERAL ASSEMBLY DISTRICT 34 | | | |
| Vote for 1 | | | |
| Teresa TANZI (DEM) | 3,678 | 3,486 | 192 |
| Christopher WILKENS (REP) | 2,737 | 2,523 | 214 |
| WRITE-IN. | 9 | 9 | 0 |
| REP IN GENERAL ASSEMBLY DISTRICT 35 | | | |
| Vote for 1 | | | |
| Spencer E. DICKINSON (DEM) | 2,470 | 2,280 | 190 |
| James K. HALDEMAN (REP) | 2,074 | 1,903 | 171 |
| WRITE-IN. | 15 | 15 | 0 |
| REP IN GENERAL ASSEMBLY DISTRICT 36 | | | |
| Vote for 1 | | | |
| Donna M. WALSH (DEM) | 4,717 | 4,357 | 360 |
| Tina B. JACKSON (REP) | 1,979 | 1,783 | 196 |
| Kevin W. PRESCOTT (IND) | 783 | 728 | 55 |
| WRITE-IN. | 5 | 4 | 1 |
| REP IN GENERAL ASSEMBLY DISTRICT 37 | | | |
| Vote for 1 | | | |
| Samuel A. AZZINARO (DEM) | 5,311 | 4,790 | 521 |
| WRITE-IN. | 72 | 65 | 7 |
| REP IN GENERAL ASSEMBLY DISTRICT 38 | | | |
| Vote for 1 | | | |
| Brian Patrick KENNEDY (DEM) | 3,803 | 3,560 | 243 |
| Peter J. BONK (IND) | 1,630 | 1,547 | 83 |
| WRITE-IN. | 8 | 7 | 1 |
| REP IN GENERAL ASSEMBLY DISTRICT 39 | | | |
| Vote for 1 | | | |
| Larry VALENCIA (DEM) | 3,336 | 3,194 | 142 |
| Clay P. JOHNSON (REP) | 2,892 | 2,777 | 115 |
| WRITE-IN. | 10 | 10 | 0 |
| REP IN GENERAL ASSEMBLY DISTRICT 40 | | | |
| Vote for 1 | | | |
| Michael W. CHIPPENDALE (REP) | 4,065 | 3,887 | 178 |
| Lauri A. ARCHAMBAULT (DEM) | 2,883 | 2,766 | 117 |
| WRITE-IN. | 7 | 7 | 0 |


| | TOTAL VOTES | ELECTION DAY | MAIL BALLOTS |
|-------------------------------------------|-------------|--------------|--------------|
| REP IN GENERAL ASSEMBLY DISTRICT 41 | | | |
| Vote for 1 | | | |
| Michael J. MARCELLO (DEM) | 4,171 | 3,946 | 225 |
| Marco M. LUCCI (REP). | 2,818 | 2,644 | 174 |
| Lee GROSSGUTH (IND) | 529 | 503 | 26 |
| WRITE-IN. | 10 | 9 | 1 |
| REP IN GENERAL ASSEMBLY DISTRICT 42 | | | |
| Vote for 1 | | | |
| Stephen R. UCCI (DEM) | 4,790 | 4,539 | 251 |
| WRITE-IN. | 92 | 88 | 4 |
| REP IN GENERAL ASSEMBLY DISTRICT 43 | | | |
| Vote for 1 | | | |
| Deborah A. FELLELA (DEM) | 3,887 | 3,713 | 174 |
| Karin N. GORMAN (IND) | 2,097 | 2,008 | 89 |
| WRITE-IN. | 13 | 13 | 0 |
| REP IN GENERAL ASSEMBLY DISTRICT 44 | | | |
| Vote for 1 | | | |
| Gregory J. COSTANTINO (DEM) | 4,647 | 4,389 | 258 |
| James W. ARCHER (REP) | 2,825 | 2,641 | 184 |
| WRITE-IN. | 8 | 8 | 0 |
| REP IN GENERAL ASSEMBLY DISTRICT 45 | | | |
| Vote for 1 | | | |
| Mia A. ACKERMAN (DEM) | 4,992 | 4,811 | 181 |
| WRITE-IN. | 177 | 175 | 2 |
| REP IN GENERAL ASSEMBLY DISTRICT 46 | | | |
| Vote for 1 | | | |
| Jeremiah T. O'GRADY (DEM) | 2,738 | 2,604 | 134 |
| Matthew A. GUERRA (REP). | 2,302 | 2,202 | 100 |
| Mary Ann SHALLCROSS SMITH (IND) | 1,830 | 1,738 | 92 |
| Paul J. DiDOMENICO (IND) | 229 | 216 | 13 |
| WRITE-IN. | 14 | 14 | 0 |
| REP IN GENERAL ASSEMBLY DISTRICT 47 | | | |
| Vote for 1 | | | |
| Cale P. KEABLE (DEM). | 3,201 | 2,950 | 251 |
| Donald A. FOX (REP) | 2,689 | 2,557 | 132 |
| WRITE-IN. | 4 | 4 | 0 |
| REP IN GENERAL ASSEMBLY DISTRICT 48 | | | |
| Vote for 1 | | | |
| Brian C. NEWBERRY (REP). | 3,577 | 3,387 | 190 |
| Michael E. CONNOLLY (DEM) | 1,954 | 1,827 | 127 |
| Linda B. THIBAUT (IND). | 1,380 | 1,320 | 60 |
| WRITE-IN. | 10 | 9 | 1 |

| | TOTAL VOTES | ELECTION DAY | MAIL BALLOTS |
|-----------------------------------------|-------------|--------------|--------------|
| REP IN GENERAL ASSEMBLY DISTRICT 49 | | | |
| Vote for 1 | | | |
| Lisa BALDELLI-HUNT (DEM) | 2,600 | 2,476 | 124 |
| Michael E. MONIZ (IND) | 513 | 497 | 16 |
| WRITE-IN. | 51 | 49 | 2 |
| REP IN GENERAL ASSEMBLY DISTRICT 50 | | | |
| Vote for 1 | | | |
| Stephen M. CASEY (DEM) | 2,749 | 2,660 | 89 |
| WRITE-IN. | 1,230 | 1,203 | 27 |
| REP IN GENERAL ASSEMBLY DISTRICT 51 | | | |
| Vote for 1 | | | |
| Robert D. PHILLIPS (DEM) | 2,805 | 2,680 | 125 |
| Christopher M. ROBERTS (REP) | 1,554 | 1,492 | 62 |
| WRITE-IN. | 46 | 45 | 1 |
| REP IN GENERAL ASSEMBLY DISTRICT 52 | | | |
| Vote for 1 | | | |
| Karen L. MacBETH (DEM) | 5,593 | 5,294 | 299 |
| WRITE-IN. | 170 | 161 | 9 |
| REP IN GENERAL ASSEMBLY DISTRICT 53 | | | |
| Vote for 1 | | | |
| Thomas J. WINFIELD (DEM) | 3,875 | 3,540 | 335 |
| David B. BIBEAULT (REP) | 2,259 | 2,105 | 154 |
| WRITE-IN. | 20 | 18 | 2 |
| REP IN GENERAL ASSEMBLY DISTRICT 54 | | | |
| Vote for 1 | | | |
| William W. O'BRIEN (DEM) | 3,356 | 3,176 | 180 |
| Kenneth J. AMORIGGI, II (IND) | 2,647 | 2,529 | 118 |
| WRITE-IN. | 25 | 24 | 1 |
| REP IN GENERAL ASSEMBLY DISTRICT 55 | | | |
| Vote for 1 | | | |
| Arthur J. CORVESE (DEM) | 5,208 | 5,002 | 206 |
| WRITE-IN. | 124 | 120 | 4 |
| REP IN GENERAL ASSEMBLY DISTRICT 56 | | | |
| Vote for 1 | | | |
| Agostinho F. SILVA (DEM) | 2,149 | 2,002 | 147 |
| WRITE-IN. | 54 | 54 | 0 |
| REP IN GENERAL ASSEMBLY DISTRICT 57 | | | |
| Vote for 1 | | | |
| James N. McLAUGHLIN (DEM) | 3,851 | 3,697 | 154 |
| WRITE-IN. | 80 | 75 | 5 |

| | TOTAL VOTES | ELECTION DAY | MAIL BALLOTS |
|------------------------------------------|-------------|--------------|--------------|
| REP IN GENERAL ASSEMBLY DISTRICT 58 | | | |
| Vote for 1 | | | |
| William SAN BENTO, JR. (DEM) | 3,275 | 3,191 | 84 |
| WRITE-IN. | 143 | 134 | 9 |
| REP IN GENERAL ASSEMBLY DISTRICT 59 | | | |
| Vote for 1 | | | |
| J. Patrick O'NEILL (DEM) | 3,643 | 3,419 | 224 |
| WRITE-IN. | 61 | 59 | 2 |
| REP IN GENERAL ASSEMBLY DISTRICT 60 | | | |
| Vote for 1 | | | |
| Elaine A. CODERRE (DEM) | 3,225 | 3,107 | 118 |
| WRITE-IN. | 53 | 53 | 0 |
| REP IN GENERAL ASSEMBLY DISTRICT 61 | | | |
| Vote for 1 | | | |
| Raymond H. JOHNSTON, JR. (DEM) | 4,233 | 4,051 | 182 |
| WRITE-IN. | 72 | 66 | 6 |
| REP IN GENERAL ASSEMBLY DISTRICT 62 | | | |
| Vote for 1 | | | |
| Mary Duffy MESSIER (DEM) | 4,149 | 3,951 | 198 |
| WRITE-IN. | 73 | 69 | 4 |
| REP IN GENERAL ASSEMBLY DISTRICT 63 | | | |
| Vote for 1 | | | |
| Katherine S. KAZARIAN (DEM) | 4,227 | 4,002 | 225 |
| David SULLIVAN (IND) | 1,816 | 1,734 | 82 |
| WRITE-IN. | 18 | 17 | 1 |
| REP IN GENERAL ASSEMBLY DISTRICT 64 | | | |
| Vote for 1 | | | |
| Helio MELO (DEM) | 3,773 | 3,619 | 154 |
| WRITE-IN. | 74 | 73 | 1 |
| REP IN GENERAL ASSEMBLY DISTRICT 65 | | | |
| Vote for 1 | | | |
| Gregg AMORE (DEM) | 3,898 | 3,635 | 263 |
| Joseph A. BOTELHO, JR. (MOD) | 1,862 | 1,746 | 116 |
| WRITE-IN. | 24 | 21 | 3 |
| REP IN GENERAL ASSEMBLY DISTRICT 66 | | | |
| Vote for 1 | | | |
| Joy HEARN (DEM) | 4,155 | 3,856 | 299 |
| Manfred DIEL, JR. (REP) | 2,519 | 2,343 | 176 |
| Eugene P. SAVEORY (IND) | 811 | 762 | 49 |
| WRITE-IN. | 6 | 5 | 1 |


| | TOTAL VOTES | ELECTION DAY | MAIL BALLOTS |
|------------------------------------------|-------------|--------------|--------------|
| REP IN GENERAL ASSEMBLY DISTRICT 67 | | | |
| Vote for 1 | | | |
| Jan P. MALIK (DEM) | 3,634 | 3,382 | 252 |
| Peter Davis COSTA, JR. (REP) | 2,958 | 2,707 | 251 |
| WRITE-IN. | 7 | 6 | 1 |
| REP IN GENERAL ASSEMBLY DISTRICT 68 | | | |
| Vote for 1 | | | |
| Kenneth A. MARSHALL (DEM) | 4,101 | 3,798 | 303 |
| Michael J. DONAHUE (REP) | 2,376 | 2,188 | 188 |
| WRITE-IN. | 11 | 11 | 0 |
| REP IN GENERAL ASSEMBLY DISTRICT 69 | | | |
| Vote for 1 | | | |
| Raymond E. GALLISON, JR. (DEM) | 4,130 | 3,912 | 218 |
| WRITE-IN. | 62 | 59 | 3 |
| REP IN GENERAL ASSEMBLY DISTRICT 70 | | | |
| Vote for 1 | | | |
| John G. EDWARDS (DEM) | 4,267 | 4,043 | 224 |
| John A. PERKINS, JR. (IND) | 1,671 | 1,566 | 105 |
| WRITE-IN. | 11 | 10 | 1 |
| REP IN GENERAL ASSEMBLY DISTRICT 71 | | | |
| Vote for 1 | | | |
| Dennis M. CANARIO (DEM) | 4,829 | 4,496 | 333 |
| WRITE-IN. | 97 | 90 | 7 |
| REP IN GENERAL ASSEMBLY DISTRICT 72 | | | |
| Vote for 1 | | | |
| Linda Dill FINN (DEM) | 3,597 | 3,293 | 304 |
| Daniel Patrick REILLY (REP) | 3,497 | 3,206 | 291 |
| WRITE-IN. | 12 | 11 | 1 |
| REP IN GENERAL ASSEMBLY DISTRICT 73 | | | |
| Vote for 1 | | | |
| Marvin L. ABNEY (DEM) | 3,697 | 3,443 | 254 |
| WRITE-IN. | 53 | 44 | 9 |
| REP IN GENERAL ASSEMBLY DISTRICT 74 | | | |
| Vote for 1 | | | |
| Deborah L. RUGGIERO (DEM) | 4,308 | 3,919 | 389 |
| Anthony A. MASTROSTEFANO (REP) | 1,998 | 1,822 | 176 |
| WRITE-IN. | 9 | 9 | 0 |
| REP IN GENERAL ASSEMBLY DISTRICT 75 | | | |
| Vote for 1 | | | |
| Peter F. MARTIN (DEM) | 3,948 | 3,550 | 398 |
| WRITE-IN. | 79 | 70 | 9 |

| | TOTAL VOTES | ELECTION DAY | MAIL BALLOTS |
|---------------------------------------------|-------------|--------------|--------------|
| QUESTION 1 - TWIN RIVER CASINO | | | |
| Vote for 1 | | | |
| Question 1 APPROVE | 289,530 | 274,257 | 15,273 |
| Question 1 REJECT. | 119,142 | 111,418 | 7,724 |
| QUESTION 2 - NEWPORT GRAND | | | |
| Vote for 1 | | | |
| Question 2 APPROVE | 267,819 | 253,611 | 14,208 |
| Question 2 REJECT. | 134,694 | 126,171 | 8,523 |
| QUESTION 3 - HIGHER EDUCATION FACILITIES | | | |
| Vote for 1 | | | |
| Question 3 APPROVE | 262,307 | 247,553 | 14,754 |
| Question 3 REJECT. | 133,981 | 126,378 | 7,603 |
| QUESTION 4 - VETERANS' HOME BONDS | | | |
| Vote for 1 | | | |
| Question 4 APPROVE | 304,287 | 286,485 | 17,802 |
| Question 4 REJECT. | 89,130 | 84,496 | 4,634 |
| QUESTION 5 - CLEAN WATER BONDS | | | |
| Vote for 1 | | | |
| Question 5 APPROVE | 289,330 | 272,305 | 17,025 |
| Question 5 REJECT. | 102,097 | 96,808 | 5,289 |
| QUESTION 6 - ENVIRONMENTAL MANAGEMENT BONDS | | | |
| Vote for 1 | | | |
| Question 6 APPROVE | 276,924 | 261,345 | 15,579 |
| Question 6 REJECT. | 119,659 | 112,629 | 7,030 |
| QUESTION 7 - CAPITAL IMPROVEMENT PROJECTS | | | |
| Vote for 1 | | | |
| Question 7 APPROVE | 246,132 | 231,960 | 14,172 |
| Question 7 REJECT. | 153,413 | 144,851 | 8,562 |




GENERAL ELECTION POLLING PLACES

| CITY/TOWN | PREC | POLLING PLACE NAME | # | STREET NAME | CONG | SEN | REP |
|---------------|------|-----------------------------------------|------|---------------------|------|-----|-----|
| BARRINGTON | 0101 | BARRINGTON HIGH SCHOOL | 220 | LINCOLN AVE | 1 | 32 | 66 |
| BARRINGTON | 0102 | MIDDLE SCHOOL | 261 | MIDDLE HWY | 1 | 32 | 66 |
| BARRINGTON | 0103 | NAYATT SCHOOL | 400 | NAYATT RD | 1 | 32 | 66 |
| BARRINGTON | 0104 | HAMPDEN MEADOWS SCHOOL | 297 | NEW MEADOW RD | 1 | 32 | 67 |
| BARRINGTON | 0105 | SOWAMS SCHOOL | 364 | SOWAMS RD | 1 | 32 | 67 |
| BARRINGTON | 0106 | TOWN HALL - LIMITED | 283 | COUNTY RD | 9 | 99 | 99 |
| BARRINGTON | 0107 | TOWN HALL - PRESIDENT ONLY | 283 | COUNTY RD | 9 | 99 | 99 |
| BRISTOL | 0201 | ROCKWELL SCHOOL | 1225 | HOPE ST | 1 | 10 | 68 |
| BRISTOL | 0202 | BURNSIDE BUILDING | 400 | HOPE ST | 1 | 11 | 68 |
| BRISTOL | 0203 | QUINTA-GAMELIN CENTER | 50 | ASYLUM RD | 1 | 32 | 68 |
| BRISTOL | 0204 | MOUNT HOPE HIGH SCHOOL | 199 | CHESTNUT ST | 1 | 32 | 68 |
| BRISTOL | 0205 | FIRE DEPARTMENT HEADQUARTERS | 4 | ANNAWAMSCUTT DR | 1 | 10 | 69 |
| BRISTOL | 0206 | RHODE ISLAND VETERAN'S HOME | 480 | METACOM AVE | 1 | 10 | 69 |
| BRISTOL | 0207 | ROGER WILLIAMS UNIVERSITY | 1 | OLD FERRY RD | 1 | 11 | 69 |
| BRISTOL | 0208 | FRANKLIN COURT | 150 | FRANKLIN ST | 1 | 11 | 69 |
| BRISTOL | 0209 | ST. ELIZABETH AUDITORIUM | 577 | WOOD ST | 1 | 32 | 69 |
| BRISTOL | 0210 | TOWN HALL - LIMITED | 10 | COURT ST | 9 | 99 | 99 |
| BRISTOL | 0211 | TOWN HALL - PRESIDENT ONLY | 10 | COURT ST | 9 | 99 | 99 |
| BURRILLVILLE | 0301 | PASCOAG UTILITY DISTRICT | 253 | PASCOAG MAIN ST | 2 | 23 | 47 |
| BURRILLVILLE | 0302 | BECKWITH-BRUCKSHAW MEMORIAL LODGE | 50 | LODGE RD | 2 | 23 | 47 |
| BURRILLVILLE | 0303 | BURRILLVILLE HIGH SCHOOL | 425 | EAST AVE | 2 | 23 | 47 |
| BURRILLVILLE | 0304 | WILLIAM L CALLAHAN SCHOOL | 75 | CALLAHAN SCHOOL ST | 2 | 23 | 47 |
| BURRILLVILLE | 0305 | OAKLAND-MAPLEVILLE FIRE STATION | 46 | OAKLAND SCHOOL ST | 2 | 23 | 47 |
| BURRILLVILLE | 0306 | BURRILLVILLE MIDDLE SCHOOL | 2220 | BRONCOS HWY | 2 | 23 | 48 |
| BURRILLVILLE | 0307 | TOWN HALL - LIMITED | 105 | HARRISVILLE MAIN ST | 9 | 99 | 99 |
| BURRILLVILLE | 0308 | AMERICAN LEGION POST 17 -PRESIDENT ONLY | 103 | HARRISVILLE MAIN ST | 9 | 99 | 99 |
| CENTRAL FALLS | 0401 | CALCUTT MIDDLE SCHOOL | 112 | WASHINGTON ST | 1 | 16 | 56 |
| CENTRAL FALLS | 0402 | M.I. ROBERTSON SCHOOL | 135 | HUNT ST | 1 | 16 | 56 |
| CENTRAL FALLS | 0403 | CENTRAL FALLS HIGH SCHOOL | 24 | SUMMER ST | 1 | 16 | 56 |
| CENTRAL FALLS | 0404 | VETERANS MEMORIAL ELEMENTARY SCHOOL | 150 | FULLER AVE | 1 | 16 | 56 |
| CENTRAL FALLS | 0405 | CAPT. G.H. HUNT SCHOOL | 12 | KENDALL ST | 1 | 16 | 56 |
| CENTRAL FALLS | 0406 | MADEIRENSE CLUB | 46 | MADEIRA AVE | 1 | 16 | 57 |
| CENTRAL FALLS | 0407 | ELLA RISK SCHOOL | 949 | DEXTER ST | 1 | 16 | 57 |
| CENTRAL FALLS | 0408 | KNIGHTS OF COLUMBUS | 20 | CLAREMONT ST | 1 | 16 | 57 |
| CENTRAL FALLS | 0409 | CITY HALL - LIMITED | 580 | BROAD ST | 9 | 99 | 99 |
| CENTRAL FALLS | 0410 | CITY HALL - PRESIDENT ONLY | 580 | BROAD ST | 9 | 99 | 99 |




GENERAL ELECTION POLLING PLACES

| CITY/TOWN | PREC | POLLING PLACE NAME | # | STREET NAME | CONG | SEN | REP |
|-------------|------|------------------------------------------------------|------|------------------|------|-----|-----|
| CHARLESTOWN | 0501 | MEADOWBROOK INN | 168 | CAROLINA BACK RD | 2 | 34 | 36 |
| CHARLESTOWN | 0502 | CHARLESTOWN TOWN HALL | 4540 | S COUNTY TRL | 2 | 34 | 36 |
| CHARLESTOWN | 0503 | CHARLESTOWN POLICE STATION | 4901 | OLD POST RD | 2 | 38 | 36 |
| CHARLESTOWN | 0504 | CHARLESTOWN AMBULANCE STATION | 4891 | OLD POST RD | 2 | 38 | 36 |
| CHARLESTOWN | 0505 | TOWN HALL - LIMITED | 4540 | S COUNTY TRL | 9 | 99 | 99 |
| CHARLESTOWN | 0506 | TOWN HALL - PRESIDENT ONLY | 4540 | S COUNTY TRL | 9 | 99 | 99 |
| COVENTRY | 0601 | MANCHESTER HALL | 585 | WASHINGTON ST | 2 | 33 | 25 |
| COVENTRY | 0602 | OUR LADY OF CZENSTOCHOWA SCHOOL | 208 | MACARTHUR BLVD | 2 | 33 | 25 |
| COVENTRY | 0603 | CLUB JOGUES | 184 | BOSTON ST | 2 | 33 | 26 |
| COVENTRY | 0604 | TIOGUE SCHOOL | 170 | E SHORE DR | 2 | 33 | 27 |
| COVENTRY | 0605 | ST. FRANCIS EPISCOPAL CHURCH | 132 | PECKHAM LN | 2 | 21 | 28 |
| COVENTRY | 0606 | TOWN HALL - TOWN COUNCIL CHAMBERS | 1670 | FLAT RIVER RD | 2 | 21 | 28 |
| COVENTRY | 0607 | COVENTRY COMMUNITY CENTER | 1277 | MAIN ST | 2 | 21 | 28 |
| COVENTRY | 0608 | ASF MIDDLE SCHOOL | 9 | FOSTER DR | 2 | 21 | 28 |
| COVENTRY | 0609 | MAPLE ROOT BAPTIST CHURCH | 150 | HARKNEY HILL RD | 2 | 33 | 28 |
| COVENTRY | 0610 | KNOTTY OAK VILLAGE | 14 | MANCHESTER CIR | 2 | 33 | 28 |
| COVENTRY | 0611 | WESTWOOD ESTATES CLUB HOUSE | 1 | LIENA ROSE WAY | 2 | 33 | 28 |
| COVENTRY | 0612 | OAK HAVEN SCHOOL | 46 | PETTINE ST | 2 | 33 | 29 |
| COVENTRY | 0613 | NINO'S | 446 | TIOGUE AVE | 2 | 33 | 29 |
| COVENTRY | 0614 | WOODLAND MANOR II | 20 | WOODLAND DR | 2 | 33 | 29 |
| COVENTRY | 0615 | COVENTRY HIGH SCHOOL | 40 | RESERVOIR RD | 2 | 33 | 29 |
| COVENTRY | 0616 | HOPKINS HILL SCHOOL | 95 | JOHNSON BLVD | 2 | 33 | 29 |
| COVENTRY | 0617 | SUMMIT BAPTIST CHURCH | 1176 | VICTORY HWY | 2 | 21 | 40 |
| COVENTRY | 0618 | WESTERN COVENTRY SCHOOL | 4588 | FLAT RIVER RD | 2 | 33 | 40 |
| COVENTRY | 0619 | COVENTRY TOWN HALL ANNEX - LIMITED BALLOTS | 1675 | FLAT RIVER RD | 2 | 33 | 40 |
| COVENTRY | 0620 | COVENTRY TOWN HALL - PRESIDENT ONLY | 1670 | FLAT RIVER RD | 9 | 33 | 99 |
| CRANSTON | 0701 | ARLINGTON ELEMENTARY SCHOOL - CAFETERIA (LEFT SIDE) | 155 | PRINCESS AVE | 2 | 26 | 14 |
| CRANSTON | 0702 | ARLINGTON ELEMENTARY SCHOOL - CAFETERIA (RIGHT SIDE) | 155 | PRINCESS AVE | 2 | 26 | 14 |
| CRANSTON | 0703 | SANTA MARIA DIPRATA SOCIETY | 29 | WALNUT GROVE AVE | 2 | 26 | 14 |
| CRANSTON | 0704 | CRANSTON SENIOR CENTER | 1070 | CRANSTON ST | 2 | 28 | 14 |
| CRANSTON | 0705 | STADIUM ELEMENTARY SCHOOL | 100 | CRESCENT AVE | 2 | 28 | 14 |
| CRANSTON | 0706 | CRANSTON CHRISTIAN FELLOWSHIP CHURCH | 1114 | SCITUATE AVE | 2 | 26 | 15 |
| CRANSTON | 0707 | HOPE HIGHLANDS ELEMENTARY SCHOOL (GYM) | 300 | HOPE RD | 2 | 26 | 15 |
| CRANSTON | 0708 | OAKLAWN SCHOOL (CAFETERIA - BACK LOWER LEVEL) | 28 | STONEHAM ST | 2 | 27 | 15 |
| CRANSTON | 0709 | SCHOFIELD ARMORY | 705 | NEW LONDON AVE | 2 | 27 | 15 |
| CRANSTON | 0710 | DANIEL WATERMAN ELEMENTARY SCHOOL | 722 | PONTIAC AVE | 2 | 27 | 16 |




GENERAL ELECTION POLLING PLACES

| CITY/TOWN | PREC | POLLING PLACE NAME | # | STREET NAME | CONG | SEN | REP |
|------------|------|-------------------------------------------------|------|-------------------------|------|-----|-----|
| CRANSTON | 0711 | CRANSTON HIGH SCHOOL WEST (SMALL GYM) | 80 | METROPOLITAN AVE | 2 | 27 | 16 |
| CRANSTON | 0712 | GLEN HILLS SCHOOL | 50 | GLEN HILLS DR | 2 | 27 | 16 |
| CRANSTON | 0713 | GARDEN CITY SCHOOL | 70 | PLANTATION DR | 2 | 27 | 16 |
| CRANSTON | 0714 | CRANSTON PORTUGUESE CLUB | 20 | 2ND AVE | 2 | 28 | 16 |
| CRANSTON | 0715 | BUDLONG MANOR - COMMUNITY ROOM | 100 | ARTHUR ST | 2 | 28 | 16 |
| CRANSTON | 0716 | GEORGE J PETERS SCHOOL | 15 | MAYBERRY ST | 2 | 26 | 17 |
| CRANSTON | 0717 | EDEN PARK SCHOOL | 180 | OAKLAND AVE | 2 | 27 | 17 |
| CRANSTON | 0718 | HORTON SCHOOL | 1196 | PARK AVE | 2 | 27 | 17 |
| CRANSTON | 0719 | WOODRIDGE ELEMENTARY SCHOOL | 401 | BUDLONG RD | 2 | 27 | 17 |
| CRANSTON | 0720 | ST DAVID'S ON THE HILL CHURCH | 200 | MESHANTICUT VALLEY PKWY | 2 | 27 | 17 |
| CRANSTON | 0721 | CRANSTON HIGH SCHOOL EAST (GYM) | 899 | PARK AVE | 2 | 28 | 17 |
| CRANSTON | 0722 | HUGH B. BAIN SCHOOL - USE DUCKWORTH ST ENTRANCE | 135 | GANSETT AVE | 2 | 28 | 17 |
| CRANSTON | 0723 | EDGEWOOD HIGHLAND ELEMENTARY SCHOOL | 160 | PAWTUXET AVE | 2 | 28 | 18 |
| CRANSTON | 0724 | WILLIAM HALL LIBRARY | 1825 | BROAD ST | 2 | 28 | 18 |
| CRANSTON | 0725 | PARK VIEW MIDDLE SCHOOL | 25 | PARK VIEW BLVD | 2 | 28 | 18 |
| CRANSTON | 0726 | AMERICAN LEGION AUBURN POST 20 | 7 | LEGION WAY | 2 | 28 | 18 |
| CRANSTON | 0727 | SCOTTISH RITE MASONIC CENTER | 2115 | BROAD ST | 2 | 28 | 19 |
| CRANSTON | 0728 | SCHOFIELD ARMORY | 705 | NEW LONDON AVE | 2 | 27 | 20 |
| CRANSTON | 0730 | ORCHARD FARMS ELEMENTARY SCHOOL | 1555 | SCITUATE AVE | 2 | 26 | 41 |
| CRANSTON | 0731 | STONE HILL ELEMENTARY SCHOOL | 21 | VILLAGE AVE | 2 | 26 | 42 |
| CRANSTON | 0732 | CITY HALL - LIMITED | 869 | PARK AVE | 9 | 99 | 99 |
| CRANSTON | 0733 | CITY HALL - PRESIDENT ONLY | 869 | PARK AVE | 9 | 99 | 99 |
| CUMBERLAND | 0801 | CHIMNEY HILL APARTMENTS | 2065 | MENDON RD | 1 | 19 | 45 |
| CUMBERLAND | 0802 | CUMBERLAND HIGH SCHOOL | 2600 | MENDON RD | 1 | 20 | 45 |
| CUMBERLAND | 0803 | JOHN J MCLAUGHLIN CUMBERLAND HILL SCHOOL | 205 | MANVILLE HILL RD | 1 | 20 | 45 |
| CUMBERLAND | 0804 | MERCYMOUNT COUNTRY DAY SCHOOL | 35 | WRENTHAM RD | 1 | 20 | 51 |
| CUMBERLAND | 0805 | JOSEPH L MCCOURT MIDDLE SCHOOL | 45 | HIGHLAND AVE | 1 | 19 | 52 |
| CUMBERLAND | 0806 | BEAR HILL VILLAGE | 156 | BEAR HILL RD | 1 | 19 | 52 |
| CUMBERLAND | 0807 | COMMUNITY SCHOOL | 15 | ARNOLD MILLS RD | 1 | 19 | 52 |
| CUMBERLAND | 0808 | DIAMOND HILL SKI LODGE | 4125 | DIAMOND HILL RD | 1 | 19 | 52 |
| CUMBERLAND | 0809 | NORTHERN TOWN GARAGE | 66 | NATE WHIPPLE HWY | 1 | 20 | 52 |
| CUMBERLAND | 0810 | FATIMA PARISH HALL | 1 | FATIMA DR | 1 | 19 | 57 |
| CUMBERLAND | 0811 | ONE MENDON RD. HOUSING | 1 | MENDON RD | 1 | 19 | 57 |
| CUMBERLAND | 0812 | CUMBERLAND LIBRARY - HAYDEN CENTER | 1464 | DIAMOND HILL RD | 1 | 19 | 57 |
| CUMBERLAND | 0813 | TOWN HALL - LIMITED | 45 | BROAD ST | 9 | 99 | 99 |
| CUMBERLAND | 0814 | TOWN HALL - PRESIDENT ONLY | 45 | BROAD ST | 9 | 99 | 99 |




GENERAL ELECTION POLLING PLACES

| CITY/TOWN | PREC | POLLING PLACE NAME | # | STREET NAME | CONG | SEN | REP |
|-----------------|------|-----------------------------------------|------|--------------------|------|-----|-----|
| EAST GREENWICH | 0901 | EAST GREENWICH HIGH SCHOOL | 300 | AVENGER DR | 2 | 33 | 30 |
| EAST GREENWICH | 0902 | GEORGE HANAFORD SCHOOL-CAFETERIA | 200 | MIDDLE RD | 2 | 35 | 30 |
| EAST GREENWICH | 0903 | SWIFT COMMUNITY CENTER | 121 | PEIRCE ST | 2 | 35 | 30 |
| EAST GREENWICH | 0904 | ARCHIE COLE JR. HIGH | 100 | CEDAR AVE | 2 | 35 | 30 |
| EAST GREENWICH | 0905 | FRENCHTOWN SCHOOL | 1100 | FRENCHTOWN RD | 2 | 35 | 30 |
| EAST GREENWICH | 0906 | SWIFT COMMUNITY CENTER - LIMITED | 121 | PEIRCE ST | 9 | 99 | 99 |
| EAST GREENWICH | 0907 | SWIFT COMMUNITY CENTER - PRESIDENT ONLY | 121 | PEIRCE ST | 9 | 99 | 99 |
| EAST PROVIDENCE | 1001 | FRANCIS SCHOOL | 64 | BOURNE AVE | 1 | 14 | 63 |
| EAST PROVIDENCE | 1002 | CITY VIEW MANOR | 99 | GOLDSMITH AVE | 1 | 14 | 63 |
| EAST PROVIDENCE | 1003 | WHITEKNACT SCHOOL | 261 | GROSVENOR AVE | 1 | 14 | 63 |
| EAST PROVIDENCE | 1004 | RUMFORD TOWERS | 95 | NEWMAN AVE | 1 | 18 | 63 |
| EAST PROVIDENCE | 1005 | RUMFORD TOWERS | 95 | NEWMAN AVE | 1 | 18 | 63 |
| EAST PROVIDENCE | 1006 | EAST PROVIDENCE HIGH SCHOOL | 2000 | PAWTUCKET AVE | 1 | 18 | 63 |
| EAST PROVIDENCE | 1007 | ST MARTHA'S CHURCH HALL | 2595 | PAWTUCKET AVE | 1 | 18 | 63 |
| EAST PROVIDENCE | 1008 | CITY HALL - 1ST FLOOR | 145 | TAUNTON AVE | 1 | 14 | 64 |
| EAST PROVIDENCE | 1009 | HENNESSEY SCHOOL | 75 | FORT ST | 1 | 14 | 64 |
| EAST PROVIDENCE | 1010 | MARTIN MIDDLE SCHOOL | 111 | BROWN ST | 1 | 14 | 64 |
| EAST PROVIDENCE | 1011 | KENT HEIGHTS SCHOOL | 2680 | PAWTUCKET AVE | 1 | 14 | 65 |
| EAST PROVIDENCE | 1012 | RIVERSIDE CONGREGATIONAL | 295 | BULLOCKS POINT AVE | 1 | 18 | 65 |
| EAST PROVIDENCE | 1013 | HARBOR VIEW MANOR | 3663 | PAWTUCKET AVE | 1 | 18 | 65 |
| EAST PROVIDENCE | 1014 | RIVERSIDE LIBRARY | 475 | BULLOCKS POINT AVE | 1 | 18 | 65 |
| EAST PROVIDENCE | 1015 | OLDHAM SCHOOL | 640 | BULLOCKS POINT AVE | 1 | 32 | 65 |
| EAST PROVIDENCE | 1016 | WADDINGTON SCHOOL | 101 | LEGION WAY | 1 | 18 | 66 |
| EAST PROVIDENCE | 1017 | MEADOWCREST SCHOOL | 60 | BART DR | 1 | 32 | 66 |
| EAST PROVIDENCE | 1018 | CITY HALL - LIMITED | 145 | TAUNTON AVE | 9 | 99 | 99 |
| EAST PROVIDENCE | 1019 | CITY HALL - PRESIDENT ONLY | 145 | TAUNTON AVE | 9 | 99 | 99 |
| EXETER | 1101 | BLESSED KATERI TEKAKWITH CHURCH | 84 | EXETER RD | 2 | 34 | 31 |
| EXETER | 1102 | METCALF SCHOOL CAFETERIA | 30 | NOOSENECK HILL RD | 2 | 34 | 39 |
| EXETER | 1103 | EXETER JOB CORPS ACADEMY RIGHT SIDE | 162 | MAIN ST | 2 | 34 | 39 |
| EXETER | 1104 | TOWN HALL - LIMITED | 675 | TEN ROD RD | 9 | 99 | 99 |
| EXETER | 1105 | TOWN HALL - PRESIDENT ONLY | 675 | TEN ROD RD | 9 | 99 | 99 |
| FOSTER | 1201 | CAPTAIN ISAAC PAINE SCHOOL | 160 | FOSTER CENTER RD | 2 | 21 | 40 |
| FOSTER | 1202 | MOOSUP VALLEY FIRE STATION | 55 | MOOSEUP VALLEY RD | 2 | 21 | 40 |
| FOSTER | 1203 | TOWN HALL - LIMITED | 181 | HOWARD HILL RD | 9 | 99 | 99 |
| FOSTER | 1204 | TOWN HALL - PRESIDENT ONLY | 181 | HOWARD HILL RD | 9 | 99 | 99 |
| GLOCESTER | 1301 | TOWN HALL - TOWN COUNCIL CHAMBERS | 1145 | PUTNAM PIKE | 2 | 23 | 40 |




GENERAL ELECTION POLLING PLACES

| CITY/TOWN | PREC | POLLING PLACE NAME | # | STREET NAME | CONG | SEN | REP |
|-----------|------|----------------------------------------------|------|------------------|------|-----|-----|
| GLOCESTER | 1302 | GLOCESTER SENIOR CENTER | 1210 | PUTNAM PIKE | 2 | 23 | 40 |
| GLOCESTER | 1303 | WEST GLOCESTER ELEMENTARY SCHOOL - CAFETERIA | 111 | REYNOLDS RD | 2 | 23 | 47 |
| GLOCESTER | 1304 | FOGARTY ELEMENTARY SCHOOL | 736 | SNAKE HILL RD | 2 | 23 | 53 |
| GLOCESTER | 1305 | TOWN HALL - LIMITED | 1145 | PUTNAM PIKE | 9 | 99 | 99 |
| GLOCESTER | 1306 | TOWN HALL - PRESIDENT ONLY | 1145 | PUTNAM PIKE | 9 | 99 | 99 |
| HOPKINTON | 1401 | ASHAWAY ELEMENTARY SCHOOL | 12 | HILLSIDE AVE | 2 | 34 | 38 |
| HOPKINTON | 1402 | HOPE VALLEY ELEMENTARY SCHOOL - CAFETERIA | 15 | THELMA DR | 2 | 34 | 38 |
| HOPKINTON | 1403 | ST. JOSEPH'S CHURCH | 1105 | MAIN ST | 2 | 34 | 39 |
| HOPKINTON | 1404 | TOWN HALL - LIMITED | 1 | TOWNHOUSE RD | 9 | 99 | 99 |
| HOPKINTON | 1405 | TOWN HALL - PRESIDENT ONLY | 1 | TOWNHOUSE RD | 9 | 99 | 99 |
| JAMESTOWN | 1501 | JAMESTOWN TOWN HALL | 93 | NARRAGANSETT AVE | 1 | 13 | 74 |
| JAMESTOWN | 1502 | LAWN AVENUE SCHOOL | 55 | LAWN AVE | 1 | 13 | 74 |
| JAMESTOWN | 1503 | TOWN HALL - LIMITED | 93 | NARRAGANSETT AVE | 9 | 99 | 99 |
| JAMESTOWN | 1504 | TOWN HALL - PRESIDENT ONLY | 93 | NARRAGANSETT AVE | 9 | 99 | 99 |
| JOHNSTON | 1601 | WINSOR HILL SCHOOL | 100 | THERESA AVE | 2 | 25 | 13 |
| JOHNSTON | 1602 | SIMMONSVILLAGE COMMUNITY HALL | 339 | SIMMONSVILLE AVE | 2 | 25 | 42 |
| JOHNSTON | 1603 | CLAIBORNE PELL MANOR | 1609 | PLAINFIELD PIKE | 2 | 25 | 42 |
| JOHNSTON | 1604 | NICHOLAS FERRI MIDDLE SCHOOL - CAFETERIA | 10 | MEMORIAL AVE | 2 | 25 | 42 |
| JOHNSTON | 1605 | LOCAL 57 TRAINING FACILITY | 875 | CENTRAL PIKE | 2 | 25 | 42 |
| JOHNSTON | 1606 | SARAH DYER BARNES- ROOM R1 | 24 | BARNES AVE | 2 | 22 | 43 |
| JOHNSTON | 1607 | GEORGE CALEF SCHOOL - 1ST GRADE 2 ROOM | 7 | WAVELAND ST | 2 | 25 | 43 |
| JOHNSTON | 1608 | GEORGE C. CALEF SCHOOL - CAFETERIA | 7 | WAVELAND ST | 2 | 25 | 43 |
| JOHNSTON | 1609 | AIME J. FORAND HOUSING | 8 | FORAND CIR | 2 | 25 | 43 |
| JOHNSTON | 1610 | GRANITEVILLE SCHOOL - CAFETERIA | 6 | COLLINS AVE | 2 | 25 | 43 |
| JOHNSTON | 1611 | SARAH DYER BARNES - CAFETERIA | 24 | BARNES AVE | 2 | 25 | 43 |
| JOHNSTON | 1612 | JOHNSTON HIGH SCHOOL | 345 | CHERRY HILL RD | 2 | 25 | 43 |
| JOHNSTON | 1613 | BROWN AVE SCHOOL | 14 | BROWN AVE | 2 | 25 | 44 |
| JOHNSTON | 1614 | TOWN HALL - LIMITED | 1385 | HARTFORD AVE | 9 | 99 | 99 |
| JOHNSTON | 1615 | TOWN HALL - PRESIDENT ONLY | 1385 | HARTFORD AVE | 9 | 99 | 99 |
| LINCOLN | 1701 | LINCOLN MIDDLE SCHOOL | 152 | JENCKES HILL RD | 1 | 17 | 44 |
| LINCOLN | 1702 | ALBION YOUTH CENTER | 35 | SCHOOL ST | 1 | 17 | 45 |
| LINCOLN | 1703 | ST JAMES SCHOOL | 57 | DIVISION ST | 1 | 17 | 45 |
| LINCOLN | 1704 | SAYLESVILLE SCHOOL | 50 | WOODLAND ST | 1 | 17 | 46 |
| LINCOLN | 1705 | LONSDALE ELEMENTARY | 280 | RIVER RD | 1 | 17 | 46 |
| LINCOLN | 1706 | KNIGHTS OF COLUMBUS | 171 | JENCKES HILL RD | 1 | 17 | 46 |
| LINCOLN | 1707 | ST BASIL'S CHURCH | 15 | SKYVIEW DR | 1 | 17 | 46 |




GENERAL ELECTION POLLING PLACES

| CITY/TOWN | PREC | POLLING PLACE NAME | # | STREET NAME | CONG | SEN | REP |
|-----------------|------|----------------------------------------------|------|------------------|------|-----|-----|
| LINCOLN | 1708 | CENTRAL ELEMENTARY | 1061 | GREAT RD | 1 | 17 | 46 |
| LINCOLN | 1709 | LINCOLN HIGH SCHOOL - NORTH GYM | 160 | OLD RIVER RD | 1 | 17 | 46 |
| LINCOLN | 1710 | LINCOLN MANOR | 10 | FRANKLIN ST | 1 | 19 | 46 |
| LINCOLN | 1711 | ST JUDES PARISH CENTER | 301 | FRONT ST | 1 | 19 | 46 |
| LINCOLN | 1712 | TOWN HALL - LIMITED | 100 | OLD RIVER RD | 9 | 99 | 99 |
| LINCOLN | 1713 | TOWN HALL - PRESIDENT ONLY | 100 | OLD RIVER RD | 9 | 99 | 99 |
| LITTLE COMPTON | 1801 | JOSEPHINE WILBUR MCMAHON SCHOOL - AUDITORIUM | 28 | COMMONS | 1 | 12 | 71 |
| LITTLE COMPTON | 1802 | TOWN HALL - LIMITED | 28 | COMMONS | 9999 | 99 | 99 |
| LITTLE COMPTON | 1803 | JF WILBUR MCMAHON SCHOOL - PRESIDENT ONLY | 28 | COMMONS | 9999 | 99 | 99 |
| MIDDLETOWN | 1901 | FOP LODGE | 464 | MITCHELL'S LN | 1 | 12 | 72 |
| MIDDLETOWN | 1902 | JOSEPH H. GAUDET SCHOOL - GYM | 1113 | AQUIDNECK AVE | 1 | 12 | 72 |
| MIDDLETOWN | 1903 | AQUIDNECK SCHOOL - CAFETERIA | 70 | RESERVOIR RD | 1 | 12 | 73 |
| MIDDLETOWN | 1904 | MIDDLETOWN HIGH SCHOOL -GYMNASIUM | 130 | VALLEY RD | 1 | 12 | 74 |
| MIDDLETOWN | 1905 | FOREST AVENUE SCHOOL - CAFETERIA | 315 | FOREST AVE | 1 | 12 | 74 |
| MIDDLETOWN | 1906 | TOWN HALL - LIMITED | 350 | E MAIN RD | 9 | 99 | 99 |
| MIDDLETOWN | 1907 | TOWN HALL - PRESIDENT ONLY | 350 | E MAIN RD | 9 | 99 | 99 |
| NARRAGANSETT | 2001 | NORTH BEACH CLUBHOUSE | 79 | BOSTON NECK RD | 2 | 35 | 33 |
| NARRAGANSETT | 2002 | METTATUXET YACHT CLUB | 30 | S RIVER DR | 2 | 36 | 33 |
| NARRAGANSETT | 2003 | BONNET SHORES COMMUNITY CENTER | 130 | BONNET SHORES RD | 2 | 36 | 33 |
| NARRAGANSETT | 2004 | NARRAGANSETT PIER SCHOOL | 235 | S PIER RD | 2 | 35 | 34 |
| NARRAGANSETT | 2005 | ST. MARY'S STAR OF THE SEA CHURCH | 866 | POINT JUDITH RD | 2 | 35 | 34 |
| NARRAGANSETT | 2006 | TOWN HALL - LIMITED | 25 | 5TH AVE | 9 | 99 | 99 |
| NARRAGANSETT | 2007 | TOWN HALL - PRESIDENT ONLY | 25 | 5TH AVE | 9 | 99 | 99 |
| NEW SHOREHAM | 2201 | BLOCK ISLAND TOWN HALL | 16 | OLD TOWN RD | 2 | 37 | 36 |
| NEW SHOREHAM | 2202 | TOWN HALL - LIMITED | 16 | OLD TOWN RD | 2 | 99 | 99 |
| NEW SHOREHAM | 2203 | TOWN HALL - PRESIDENT ONLY | 16 | OLD TOWN RD | 2 | 99 | 99 |
| NEWPORT | 2101 | FENNER HALL | 15 | FENNER AVE | 1 | 12 | 73 |
| NEWPORT | 2102 | PARKHOLM SENIOR CENTER | 1 | EISENHOWER RD | 1 | 13 | 73 |
| NEWPORT | 2103 | ST. PETER'S CHURCH | 525 | BROADWAY | 1 | 13 | 73 |
| NEWPORT | 2104 | ST. JOHN'S CHURCH HALL | 61 | POPLAR ST | 1 | 13 | 75 |
| NEWPORT | 2105 | WILLIAM J. DONOVAN MANOR | 19 | CHAPEL ST | 1 | 13 | 75 |
| NEWPORT | 2106 | NEWPORT PUBLIC LIBRARY | 300 | SPRING ST | 1 | 13 | 75 |
| NEWPORT | 2107 | ROGER'S HIGH SCHOOL | 15 | WICKHAM RD | 1 | 13 | 75 |
| NEWPORT | 2108 | CITY HALL-LIMITED | 43 | BROADWAY | 9 | 99 | 99 |
| NEWPORT | 2109 | CITY HALL-PRESIDENT ONLY | 43 | BROADWAY | 9 | 99 | 99 |
| NORTH KINGSTOWN | 2301 | N K MASONIC LODGE | 1515 | TEN ROD RD | 2 | 35 | 31 |




GENERAL ELECTION POLLING PLACES

| CITY/TOWN | PREC | POLLING PLACE NAME | # | STREET NAME | CONG | SEN | REP |
|------------------|------|----------------------------------------------------|------|--------------------|------|-----|-----|
| NORTH KINGSTOWN | 2302 | STONY LANE SCHOOL | 825 | STONY LN | 2 | 36 | 31 |
| NORTH KINGSTOWN | 2303 | QUIDNESSET ELEMENTARY SCHOOL | 166 | MARK DR | 2 | 36 | 31 |
| NORTH KINGSTOWN | 2304 | DAVISVILLE MIDDLE SCHOOL | 200 | SCHOOL ST | 2 | 36 | 31 |
| NORTH KINGSTOWN | 2305 | SLOCUM GRANGE HALL | 86 | SLOCUM RD | 2 | 35 | 32 |
| NORTH KINGSTOWN | 2306 | NORTH KINGSTOWN SENIOR HIGH SCHOOL | 150 | FAIRWAY DR | 2 | 35 | 32 |
| NORTH KINGSTOWN | 2307 | COLD SPRING COMMUNITY CENTER | 36 | BEACH ST | 2 | 36 | 32 |
| NORTH KINGSTOWN | 2308 | HAMILTON ELEMENTARY SCHOOL | 25 | SALISBURY AVE | 2 | 36 | 32 |
| NORTH KINGSTOWN | 2309 | WICKFORD MIDDLE SCHOOL | 250 | TOWER HILL RD | 2 | 36 | 32 |
| NORTH KINGSTOWN | 2310 | TOWN HALL - LIMITED | 80 | BOSTON NECK RD | 2 | 99 | 99 |
| NORTH KINGSTOWN | 2311 | TOWN HALL - PRESIDENT ONLY | 80 | BOSTON NECK RD | 2 | 99 | 99 |
| NORTH PROVIDENCE | 2401 | FRUIT HILL FIRE STATION #2 | 369 | FRUIT HILL AVE | 1 | 4 | 6 |
| NORTH PROVIDENCE | 2402 | LYMANSVILLE VFW POST #10011 | 354 | FRUIT HILL AVE | 1 | 7 | 6 |
| NORTH PROVIDENCE | 2403 | SPRING VILLA APARTMENTS | 20 | MCGUIRE RD | 1 | 4 | 54 |
| NORTH PROVIDENCE | 2404 | JAMES L. MCGUIRE SCHOOL - GYM | 55 | CENTRAL AVE | 1 | 4 | 54 |
| NORTH PROVIDENCE | 2405 | NORTH PROVIDENCE HIGH SCHOOL - GYM | 1828 | MINERAL SPRING AVE | 1 | 4 | 54 |
| NORTH PROVIDENCE | 2406 | DR. EDWARD RICCI SCHOOL - GYM | 55 | INTERVALE AVE | 1 | 7 | 54 |
| NORTH PROVIDENCE | 2407 | GREYSTONE SCHOOL - GYM | 100 | MORGAN AVE | 1 | 22 | 54 |
| NORTH PROVIDENCE | 2408 | CENTREDALE SCHOOL - GYM | 41 | ANGELL AVE | 1 | 22 | 54 |
| NORTH PROVIDENCE | 2409 | CENTREDALE MANOR - COMMUNITY ROOM | 2074 | SMITH ST | 1 | 22 | 54 |
| NORTH PROVIDENCE | 2410 | ST. LAWRENCE COLUMBUS CLUB | 1835 | MINERAL SPRING AVE | 1 | 4 | 55 |
| NORTH PROVIDENCE | 2411 | BIRCHWOOD SCHOOL - GYM | 10 | BIRCHWOOD DR | 1 | 4 | 55 |
| NORTH PROVIDENCE | 2412 | DR. JOSEPH WHELAN SCHOOL - GYM | 1440 | MINERAL SPRING AVE | 1 | 4 | 55 |
| NORTH PROVIDENCE | 2413 | ST. ANTHONY'S KNIGHTS OF COLUMBUS | 1 | VOLTURNO ST | 1 | 4 | 55 |
| NORTH PROVIDENCE | 2414 | STEPHEN OLNEY SCHOOL - GYM | 1378 | DOUGLAS AVE | 1 | 4 | 55 |
| NORTH PROVIDENCE | 2415 | REV. I.J. BOUFFARD COUNCIL - 1ST FLOOR DINING ROOM | 15 | BASSETT ST | 1 | 15 | 55 |
| NORTH PROVIDENCE | 2416 | MARIEVILLE SCHOOL - GYM | 1135 | MINERAL SPRING AVE | 1 | 17 | 55 |
| NORTH PROVIDENCE | 2417 | TOWN HALL - LIMITED | 2000 | SMITH ST | 9 | 99 | 99 |
| NORTH PROVIDENCE | 2418 | TOWN HALL - PRESIDENT ONLY | 2000 | SMITH ST | 9 | 99 | 99 |
| NORTH SMITHFIELD | 2501 | NORTH SMITHFIELD ELEMENTARY SCHOOL | 2214 | PROVIDENCE PIKE | 1 | 17 | 48 |
| NORTH SMITHFIELD | 2502 | NORTH SMITHFIELD FIRE & RESCUE SERVICE STATION 2 | 1470 | PROVIDENCE PIKE | 1 | 17 | 48 |
| NORTH SMITHFIELD | 2503 | SCOUTERS HALL | 13 | MAIN ST | 1 | 23 | 48 |
| NORTH SMITHFIELD | 2504 | NORTH SMITHFIELD FIRE & RESCUE SERVICE STATION 1 | 675 | SAINT PAUL ST | 1 | 24 | 48 |
| NORTH SMITHFIELD | 2505 | VILLA AT ST. ANTOINE | 400 | MENDON RD | 1 | 24 | 48 |
| NORTH SMITHFIELD | 2506 | TOWN HALL - LIMITED | 575 | SMITHFIELD RD | 9 | 99 | 99 |
| NORTH SMITHFIELD | 2507 | TOWN HALL - PRESIDENT ONLY | 575 | SMITHFIELD RD | 9 | 99 | 99 |
| PAWTUCKET | 2601 | SMITHFIELD AVENUE FIRE STATION | 287 | SMITHFIELD AVE | 1 | 15 | 46 |




GENERAL ELECTION POLLING PLACES

| CITY/TOWN | PREC | POLLING PLACE NAME | # | STREET NAME | CONG | SEN | REP |
|-------------|------|-------------------------------------------------|------|--------------------|------|-----|-----|
| PAWTUCKET | 2602 | BALDWIN SCHOOL - GYM | 50 | WHITMAN ST | 1 | 15 | 58 |
| PAWTUCKET | 2603 | ELWOOD EUART POST - LEFT SIDE | 55 | OVERLAND AVE | 1 | 15 | 58 |
| PAWTUCKET | 2604 | NAT. GREEN SCHOOL | 285 | SMITHFIELD AVE | 1 | 15 | 58 |
| PAWTUCKET | 2605 | ST. GERMAIN MANOR - LEFT SIDE | 401 | MINERAL SPRING AVE | 1 | 16 | 58 |
| PAWTUCKET | 2606 | WOODLAWN BAPTIST CHURCH | 337 | LONSDALE AVE | 1 | 16 | 58 |
| PAWTUCKET | 2607 | VARIEUR SCHOOL | 486 | PLEASANT ST | 1 | 15 | 59 |
| PAWTUCKET | 2608 | GENEVA PLAZA | 150 | DARTMOUTH ST | 1 | 15 | 59 |
| PAWTUCKET | 2609 | LEO MATTHEW SENIOR CENTER | 420 | MAIN ST | 1 | 15 | 59 |
| PAWTUCKET | 2610 | WOODLAWN COMMUNITY CENTER | 210 | WEST AVE | 1 | 16 | 59 |
| PAWTUCKET | 2611 | KENNEDY HOUSING - HALL | 175 | BROAD ST | 1 | 16 | 59 |
| PAWTUCKET | 2612 | CURVIN MCCABE SCHOOL | 466 | COTTAGE ST | 1 | 8 | 60 |
| PAWTUCKET | 2613 | HENRY WINTERS SCHOOL | 481 | BROADWAY | 1 | 8 | 60 |
| PAWTUCKET | 2614 | BURNS MANOR - HALL | 95 | PARK ST | 1 | 8 | 60 |
| PAWTUCKET | 2615 | GREEK ORTHODOX CHURCH | 97 | WALCOTT ST | 1 | 8 | 60 |
| PAWTUCKET | 2616 | COTTAGE STREET FIRE STATION | 375 | COTTAGE ST | 1 | 18 | 60 |
| PAWTUCKET | 2617 | PAWTUCKET PUBLIC WORKS COMPLEX | 250 | ARMISTICE BLVD | 1 | 18 | 60 |
| PAWTUCKET | 2618 | CURTIS SCHOOL | 582 | BENEFIT ST | 1 | 8 | 61 |
| PAWTUCKET | 2619 | GOFF JR. HIGH SCHOOL - LIBRARY | 974 | NEWPORT AVE | 1 | 8 | 61 |
| PAWTUCKET | 2620 | ST CECILIA'S CHURCH | 1253 | NEWPORT AVE | 1 | 8 | 61 |
| PAWTUCKET | 2621 | ST. MATTHEW'S CHURCH - # 2 | 690 | NEWPORT AVE | 1 | 8 | 61 |
| PAWTUCKET | 2622 | JENKS JR. HIGH SCHOOL | 250 | DIVISION ST | 1 | 18 | 61 |
| PAWTUCKET | 2623 | ST. MATTHEW'S CHURCH-# 1 | 690 | NEWPORT AVE | 1 | 18 | 61 |
| PAWTUCKET | 2624 | ST. TERESA'S CHURCH BASEMENT # 1 | 358 | NEWPORT AVE | 1 | 8 | 62 |
| PAWTUCKET | 2625 | AGNES LITTLE SCHOOL | 60 | S BEND ST | 1 | 8 | 62 |
| PAWTUCKET | 2626 | COLUMBUS AVENUE FIRE STATION | 2 | COLUMBUS AVE | 1 | 15 | 62 |
| PAWTUCKET | 2627 | PORTUGUESE SOCIAL CLUB | 131 | SCHOOL ST | 1 | 15 | 62 |
| PAWTUCKET | 2628 | ST. TERESA'S CHURCH BASEMENT # 2 | 358 | NEWPORT AVE | 1 | 18 | 62 |
| PAWTUCKET | 2629 | FALLON SCHOOL - GYM | 62 | LINCOLN AVE | 1 | 18 | 62 |
| PAWTUCKET | 2630 | INDEPENDENCE SQUARE - GYM | 500 | PROSPECT ST | 1 | 18 | 62 |
| PAWTUCKET | 2631 | CITY HALL-LIMITED | 137 | ROOSEVELT AVE | 9 | 99 | 99 |
| PAWTUCKET | 2632 | CITY HALL-PRESIDENT ONLY | 137 | ROOSEVELT AVE | 9 | 99 | 99 |
| PORTSTMOUTH | 2701 | PRUDENCE ISLAND FIRE STATION | 115 | NARRAGANSETT AVE | 1 | 11 | 69 |
| PORTSTMOUTH | 2702 | PORTSMOUTH MULTI PURPOSE SENIOR CENTER | 110 | BRISTOL FERRY RD | 1 | 11 | 69 |
| PORTSTMOUTH | 2703 | CFP COMMUNITY IMPROVEMENT ASSOC. COMMUNITY HALL | 933 | ANTHONY RD | 1 | 11 | 70 |
| PORTSTMOUTH | 2704 | PORTSMOUTH HIGH SCHOOL | 120 | EDUCATION LN | 1 | 11 | 71 |
| PORTSTMOUTH | 2705 | MELVILLE SCHOOL CAFETERIA | 1351 | W MAIN RD | 1 | 11 | 71 |




GENERAL ELECTION POLLING PLACES

| CITY/TOWN | PREC | POLLING PLACE NAME | # | STREET NAME | CONG | SEN | REP |
|-------------|------|---------------------------------------------------|------|-----------------|------|-----|-----|
| PORTSTMOUTH | 2706 | PORTSMOUTH TOWN HALL COUNCIL CHAMBERS | 2200 | E MAIN RD | 1 | 11 | 72 |
| PORTSTMOUTH | 2707 | ST. BARNABAS CHURCH PARISH HALL | 1697 | E MAIN RD | 1 | 11 | 72 |
| PORTSTMOUTH | 2708 | PORTSMOUTH MIDDLE SCHOOL GYMNASIUM | 125 | JEPSON LN | 1 | 11 | 72 |
| PORTSTMOUTH | 2709 | TOWN HALL - LIMITED | 2200 | E MAIN RD | 9 | 99 | 99 |
| PORTSTMOUTH | 2710 | TOWN HALL - PRESIDENT ONLY | 2200 | E MAIN RD | 9 | 99 | 99 |
| PROVIDENCE | 2801 | CARROLL TOWERS - A | 243 | SMITH ST | 1 | 1 | 1 |
| PROVIDENCE | 2802 | FOX POINT BOYS & GIRLS CLUB | 550 | WICKENDEN ST | 1 | 3 | 1 |
| PROVIDENCE | 2803 | HOPE HIGH SCHOOL | 324 | HOPE ST | 1 | 3 | 1 |
| PROVIDENCE | 2804 | SALOMON CENTER - BROWN UNIVERSITY MAIN GREEN | 75 | WATERMAN ST | 1 | 3 | 1 |
| PROVIDENCE | 2805 | TEMPLE BETH EL | 70 | ORCHARD AVE | 1 | 3 | 1 |
| PROVIDENCE | 2806 | DIOCESE ANNEX & RESOURCE CENTER - A | 275 | N MAIN ST | 1 | 3 | 1 |
| PROVIDENCE | 2807 | DIOCESE ANNEX & RESOURCE CENTER - B | 275 | N MAIN ST | 1 | 6 | 1 |
| PROVIDENCE | 2808 | SALVATION ARMY | 201 | PITMAN ST | 1 | 3 | 2 |
| PROVIDENCE | 2809 | VARTAN GREGORIAN SCHOOL - GYM - RIGHT | 421 | WICKENDEN ST | 1 | 3 | 2 |
| PROVIDENCE | 2810 | VARTAN GREGORIAN SCHOOL - GYM - LEFT | 421 | WICKENDEN ST | 1 | 6 | 2 |
| PROVIDENCE | 2811 | RUDOLPH TAVARES COMMUNITY CENTER | 263 | CHAD BROWN ST | 1 | 1 | 3 |
| PROVIDENCE | 2812 | CHARLES PLACE | 460 | CHARLES ST | 1 | 1 | 3 |
| PROVIDENCE | 2813 | KIZIRIAN ELEMENTARY SCHOOL - A | 60 | CAMDEN AVE | 1 | 1 | 3 |
| PROVIDENCE | 2814 | RI SCHOOL FOR THE DEAF | 1 | CORLISS PK | 1 | 1 | 3 |
| PROVIDENCE | 2815 | EPOCH | 353 | BLACKSTONE BLVD | 1 | 3 | 4 |
| PROVIDENCE | 2816 | SUMMIT COMMONS | 99 | HILLSIDE AVE | 1 | 3 | 4 |
| PROVIDENCE | 2817 | NATHAN BISHOP MIDDLE SCHOOL | 101 | SESSIONS ST | 1 | 3 | 4 |
| PROVIDENCE | 2818 | MARTIN LUTHER KING SCHOOL | 35 | CAMP ST | 1 | 6 | 4 |
| PROVIDENCE | 2819 | DAVINCI CENTER | 470 | CHARLES ST | 1 | 1 | 5 |
| PROVIDENCE | 2820 | E-CUBED ACADEMY - GYM | 812 | BRANCH AVE | 1 | 4 | 5 |
| PROVIDENCE | 2821 | VEAZIE STREET SCHOOL - GYM | 211 | VEAZIE ST | 1 | 4 | 5 |
| PROVIDENCE | 2822 | TRINITY ACADEMY FOR THE PERFORMING ARTS - DOOR 10 | 158 | MESSER ST | 1 | 2 | 9 |
| PROVIDENCE | 2823 | KILMARTIN PLAZA | 160 | BENEDICT ST | 1 | 2 | 10 |
| PROVIDENCE | 2824 | DR JORGE ALVAREZ SCHOOL AT ADELAIDE AVE | 375 | ADELAIDE AVE | 1 | 2 | 10 |
| PROVIDENCE | 2825 | EBENEZER BAPTIST CHURCH | 475 | CRANSTON ST | 1 | 2 | 10 |
| PROVIDENCE | 2826 | ALGONQUIN HOUSE | 807 | BROAD ST | 1 | 2 | 11 |
| PROVIDENCE | 2827 | ELMWOOD COMMUNITY CENTER | 155 | NIAGARA ST | 1 | 2 | 11 |
| PROVIDENCE | 2828 | SOCIO ECONOMIC DEVELOPMENT CENTER | 270 | ELMWOOD AVE | 1 | 2 | 11 |
| PROVIDENCE | 2829 | ROGER WILLIAMS PARK BOTANICAL CENTER - GREENHOUSE | 1000 | ELMWOOD AVE | 1 | 6 | 11 |
| PROVIDENCE | 2830 | PARKIS PLACE | 9 | PARKIS AVE | 1 | 6 | 11 |
| PROVIDENCE | 2831 | JUANITA SANCHEZ COMPLEX | 182 | THURBERS AVE | 1 | 6 | 12 |




GENERAL ELECTION POLLING PLACES

| CITY/TOWN | PREC | POLLING PLACE NAME | # | STREET NAME | CONG | SEN | REP |
|------------|------|-------------------------------------------|-----|--------------------|------|-----|-----|
| PROVIDENCE | 2832 | WASHINGTON PARK COMMUNITY CENTER - A | 42 | JILLSON ST | 1 | 6 | 12 |
| PROVIDENCE | 2833 | THE MET - FITNESS CENTER | 325 | PUBLIC ST | 1 | 6 | 12 |
| PROVIDENCE | 2834 | WASHINGTON PARK COMMUNITY CENTER - B | 42 | JILLSON ST | 1 | 28 | 12 |
| PROVIDENCE | 2835 | CARROLL TOWERS - B | 243 | SMITH ST | 2 | 1 | 1 |
| PROVIDENCE | 2836 | SAINT SAHAG & MESROB - A | 70 | JEFFERSON ST | 2 | 6 | 1 |
| PROVIDENCE | 2837 | SAINT SAHAG & MESROB - B | 70 | JEFFERSON ST | 2 | 1 | 2 |
| PROVIDENCE | 2838 | REGENCY | 1 | REGENCY PLZ | 2 | 5 | 2 |
| PROVIDENCE | 2839 | DEXTER MANOR | 100 | BROAD ST | 2 | 6 | 2 |
| PROVIDENCE | 2840 | ST ELIZABETH'S PLACE | 700 | WESTMINSTER ST | 2 | 6 | 2 |
| PROVIDENCE | 2841 | KIZIRIAN ELEMENTARY SCHOOL - B | 60 | CAMDEN AVE | 2 | 1 | 3 |
| PROVIDENCE | 2842 | NATHANAEL GREENE SCHOOL -A- CONFERENCE RM | 721 | CHALKSTONE AVE | 2 | 1 | 5 |
| PROVIDENCE | 2843 | ST PIUS CHURCH BASEMENT | 55 | ELMHURST AVE | 2 | 4 | 5 |
| PROVIDENCE | 2844 | PROV COLLEGE, SCHNEIDER ARENA | 1 | HUXLEY AVE | 2 | 4 | 5 |
| PROVIDENCE | 2845 | LASALLE ACADEMY FIELD HOUSE | 612 | ACADEMY AVE | 2 | 4 | 6 |
| PROVIDENCE | 2846 | KENNEDY SCHOOL ,ROOM 113 | 195 | NELSON ST | 2 | 4 | 6 |
| PROVIDENCE | 2847 | MANTON MANAGEMENT | 31 | SALMON ST | 2 | 5 | 6 |
| PROVIDENCE | 2848 | F.O.P | 40 | SHERIDAN ST | 2 | 5 | 6 |
| PROVIDENCE | 2849 | MT PLEASANT HIGH SCHOOL | 434 | MOUNT PLEASANT AVE | 2 | 7 | 6 |
| PROVIDENCE | 2850 | PLEASANT VIEW SCHOOL | 50 | OBEDIAH BROWN RD | 2 | 7 | 6 |
| PROVIDENCE | 2851 | CAPITOL RIDGE | 700 | SMITH ST | 2 | 1 | 7 |
| PROVIDENCE | 2852 | GEORGE J WEST SCHOOL - A | 145 | BEAUFORT ST | 2 | 1 | 7 |
| PROVIDENCE | 2853 | NATHANAEL GREENE SCHOOL -B-FOYER | 721 | CHALKSTONE AVE | 2 | 1 | 7 |
| PROVIDENCE | 2854 | PROVIDENCE WATER SUPPLY BOARD | 552 | ACADEMY AVE | 2 | 5 | 7 |
| PROVIDENCE | 2855 | ENGINE 15 | 136 | MOUNT PLEASANT AVE | 2 | 5 | 7 |
| PROVIDENCE | 2856 | PROVIDENCE LIFE CENTER - A | 11 | TURNER ST | 2 | 5 | 7 |
| PROVIDENCE | 2857 | GEORGE J WEST SCHOOL - B | 145 | BEAUFORT ST | 2 | 1 | 8 |
| PROVIDENCE | 2858 | PROVIDENCE LIFE CENTER - B | 11 | TURNER ST | 2 | 1 | 8 |
| PROVIDENCE | 2859 | ENGINE 14 | 630 | ATWELLS AVE | 2 | 1 | 8 |
| PROVIDENCE | 2860 | JOSLIN RECREATION CENTER | 17 | HYAT ST | 2 | 5 | 8 |
| PROVIDENCE | 2861 | PARENTI VILLA | 25 | TOBEY ST | 2 | 5 | 8 |
| PROVIDENCE | 2862 | DOMINICA MANOR | 100 | ATWELLS AVE | 2 | 5 | 8 |
| PROVIDENCE | 2863 | VALLEY APARTMENTS | 1 | VALLEY ST | 2 | 5 | 8 |
| PROVIDENCE | 2864 | MARVIN GARDENS - A | 21 | MARVIN ST | 2 | 2 | 9 |
| PROVIDENCE | 2865 | HARTFORD PARK HIGHRISE | 335 | HARTFORD AVE | 2 | 5 | 9 |
| PROVIDENCE | 2866 | AARON BRIGGS APARTMENTS | 301 | CRANSTON ST | 2 | 5 | 9 |
| PROVIDENCE | 2867 | WILLIAM D'ABATE SCHOOL - CAFETERIA | 60 | KOSSUTH ST | 2 | 5 | 9 |




GENERAL ELECTION POLLING PLACES

| CITY/TOWN | PREC | POLLING PLACE NAME | # | STREET NAME | CONG | SEN | REP |
|-----------------|------|----------------------------------------------------|------|----------------------|------|-----|-----|
| PROVIDENCE | 2868 | ST MARTIN DEPORRES | 160 | CRANSTON ST | 2 | 6 | 9 |
| PROVIDENCE | 2869 | BOYS & GIRLS CLUB - HARTFORD PARK | 50 | LAUREL HILL AVE | 2 | 7 | 9 |
| PROVIDENCE | 2870 | POCASSET MANOR ASSOC | 20 | KELLEY ST | 2 | 7 | 9 |
| PROVIDENCE | 2871 | CASINO-ROGER WILLIAMS PARK | 1000 | ELMWOOD AVE | 2 | 2 | 10 |
| PROVIDENCE | 2872 | ROGER WILLIAMS PARK BOTANICAL CENTER - BLOCK HOUSE | 1000 | ELMWOOD AVE | 2 | 2 | 10 |
| PROVIDENCE | 2873 | MARVIN GARDENS - B | 21 | MARVIN ST | 2 | 2 | 10 |
| PROVIDENCE | 2874 | ANTHONY CARNEVALE SCHOOL | 50 | SPRINGFIELD ST | 2 | 7 | 13 |
| PROVIDENCE | 2875 | NEUTACONKANUT RECREATION CENTER | 675 | PLAINFIELD ST | 2 | 7 | 13 |
| PROVIDENCE | 2876 | WEBSTER AVENUE SCHOOL - A - GYM | 191 | WEBSTER AVE | 2 | 7 | 13 |
| PROVIDENCE | 2877 | ROSARIO HALL | 17 | ROSARIO DR | 2 | 7 | 14 |
| PROVIDENCE | 2878 | WEBSTER AVENUE SCHOOL - B - ROOM 108 | 191 | WEBSTER AVE | 2 | 7 | 14 |
| PROVIDENCE | 2879 | CITY HALL - LIMITED CONG. DIST. 1 | 25 | DORRANCE ST | 9 | 99 | 99 |
| PROVIDENCE | 2880 | CITY HALL - LIMITED CONG. DIST. 2 | 25 | DORRANCE ST | 9 | 99 | 99 |
| PROVIDENCE | 2881 | DUNKIN DONUTS CENTER - FOYER - PRESIDENT ONLY | 1 | LA SALLE SQ | 9 | 99 | 99 |
| RICHMOND | 2901 | HL ARNOLD FIRE AND SAFETY COMPLEX | 208 | RICHMOND TOWNHOUSE R | 2 | 34 | 39 |
| RICHMOND | 2902 | CHARIHO MIDDLE SCHOOL - GYMNASIUM | 455 | SWITCH RD | 2 | 34 | 39 |
| RICHMOND | 2903 | TOWN HALL-LIMITED | 5 | RICHMOND TOWNHOUSE R | 9 | 99 | 99 |
| RICHMOND | 2904 | TOWN HALL-PRESIDENT ONLY | 5 | RICHMOND TOWNHOUSE R | 9 | 99 | 99 |
| SCITUATE | 3001 | SCITUATE HIGH SCHOOL - GYM | 94 | TRIMTOWN RD | 2 | 21 | 41 |
| SCITUATE | 3002 | HOPE ELEMENTARY SCHOOL | 391 | NORTH RD | 2 | 21 | 41 |
| SCITUATE | 3003 | CHOPMIST HILL COMMUNITY CENTER | 1315 | CHOPMIST HILL RD | 2 | 21 | 41 |
| SCITUATE | 3004 | TOWN HALL-LIMITED | 195 | DANIELSON PIKE | 9 | 99 | 99 |
| SCITUATE | 3005 | TOWN HALL-PRESIDENT ONLY | 195 | DANIELSON PIKE | 9 | 99 | 99 |
| SMITHFIELD | 3101 | RAYMOND C. LAPERCHE SCHOOL -CAFETERIA | 11 | LIMEROCK RD | 1 | 22 | 44 |
| SMITHFIELD | 3102 | OLD COUNTY ROAD ELEMENTARY SCHOOL-GYM | 200 | OLD COUNTY RD | 1 | 22 | 44 |
| SMITHFIELD | 3103 | ANNA MCCABE SCHOOL - CAFETERIA | 100 | PLEASANT VIEW AVE | 1 | 22 | 44 |
| SMITHFIELD | 3104 | GALLAGHER JR. HIGH SCHOOL - CAFETERIA | 10 | INDIAN RUN TRL | 1 | 22 | 53 |
| SMITHFIELD | 3105 | SMITHFIELD SENIOR HIGH SCHOOL - GYM | 90 | PLEASANT VIEW AVE | 1 | 22 | 53 |
| SMITHFIELD | 3106 | ELK'S LODGE #2359 | 326 | FARNUM PIKE | 1 | 22 | 53 |
| SMITHFIELD | 3107 | TOWN HALL-LIMITED | 64 | FARNUM PIKE | 9 | 99 | 99 |
| SMITHFIELD | 3108 | TOWN HALL-PRESIDENT ONLY | 64 | FARNUM PIKE | 9 | 99 | 99 |
| SOUTH KINGSTOWN | 3201 | PUBLIC SAFETY COMPLEX CONFERENCE ROOM | 1791 | KINGSTOWN RD | 2 | 35 | 33 |
| SOUTH KINGSTOWN | 3202 | BROAD ROCK MIDDLE SCHOOL | 351 | BROAD ROCK RD | 2 | 37 | 33 |
| SOUTH KINGSTOWN | 3203 | CURTIS CORNER MIDDLE SCHOOL | 301 | CURTIS CORNER RD | 2 | 37 | 33 |
| SOUTH KINGSTOWN | 3204 | SOUTH KINGSTOWN HIGH SCHOOL | 215 | COLUMBIA ST | 2 | 37 | 34 |
| SOUTH KINGSTOWN | 3205 | WAKEFIELD ELEMENTARY SCHOOL | 101 | HIGH ST | 2 | 37 | 34 |




GENERAL ELECTION POLLING PLACES

| CITY/TOWN | PREC | POLLING PLACE NAME | # | STREET NAME | CONG | SEN | REP |
|-----------------|------|-----------------------------------------------|------|-------------------|------|-----|-----|
| SOUTH KINGSTOWN | 3206 | BRADFORD R. BOSS ARENA | 1 | KEANEY RD | 2 | 37 | 35 |
| SOUTH KINGSTOWN | 3207 | WEST KINGSTON ELEMENTARY SCHOOL | 3119 | MINISTERIAL RD | 2 | 37 | 35 |
| SOUTH KINGSTOWN | 3208 | VILLAGE AT WORDENS POND CLUB HOUSE | 14 | LITTLE POND RD | 2 | 37 | 35 |
| SOUTH KINGSTOWN | 3209 | MATUNUCK ELEMENTARY SCHOOL - CAFETERIA | 380 | MATUNUCK BEACH RD | 2 | 37 | 36 |
| SOUTH KINGSTOWN | 3210 | MATUNUCK ELEMENTARY SCHOOL - ALL-PURPOSE ROOM | 380 | MATUNUCK BEACH RD | 2 | 38 | 36 |
| SOUTH KINGSTOWN | 3211 | TOWN HALL-LIMITED | 180 | HIGH ST | 9 | 99 | 99 |
| SOUTH KINGSTOWN | 3212 | TOWN HALL-PRESIDENT ONLY | 180 | HIGH ST | 9 | 99 | 99 |
| TIVERTON | 3301 | POCASSETT SCHOOL-GYM | 242 | MAIN RD | 1 | 10 | 70 |
| TIVERTON | 3302 | VFW | 134 | SHOVE ST | 1 | 10 | 70 |
| TIVERTON | 3303 | COUNTRYVIEW ESTATES-COMMUNITY ROOM | 325 | HURST LN | 1 | 10 | 70 |
| TIVERTON | 3304 | RANGER SCHOOL-CAFETERIA | 278 | N BRAYTON RD | 1 | 11 | 70 |
| TIVERTON | 3305 | SANDYWOOD FARMS COMMUNITY CENTER | 43 | MUSE WAY | 1 | 12 | 70 |
| TIVERTON | 3306 | TIVERTON HIGH SCHOOL-GYM | 100 | N BRAYTON RD | 1 | 12 | 71 |
| TIVERTON | 3307 | AMICABLE CONGREGATIONAL CHURCH | 3736 | MAIN RD | 1 | 12 | 71 |
| TIVERTON | 3308 | TOWN HALL-LIMITED | 343 | HIGHLAND RD | 1 | 99 | 99 |
| TIVERTON | 3309 | TOWN HALL-PRESIDENT ONLY | 343 | HIGHLAND RD | 1 | 99 | 99 |
| TIVERTON | 3401 | KICKEMUIT VILLAGE | 20 | LIBBY LN | 1 | 10 | 67 |
| TIVERTON | 3402 | KICKEMUIT MIDDLE SCHOOL | 525 | CHILD ST | 1 | 10 | 67 |
| TIVERTON | 3403 | ST.MARY'S OF THE BAY | 645 | MAIN ST | 1 | 10 | 68 |
| TIVERTON | 3404 | TOWN HALL-LIMITED | 514 | MAIN ST | 9 | 99 | 99 |
| TIVERTON | 3405 | TOWN HALL-PRESIDENT ONLY | 514 | MAIN ST | 9 | 99 | 99 |
| WARWICK | 3501 | WYMAN SCHOOL - GYM | 1 | COLUMBIA AVE | 2 | 29 | 19 |
| WARWICK | 3502 | JOHN BROWN FRANCIS SCHOOL - ALL PURPOSE ROOM | 325 | MIANTONOMO DR | 2 | 29 | 19 |
| WARWICK | 3503 | HOLLIMAN SCHOOL - ALL PURPOSE ROOM | 70 | DEBORAH RD | 2 | 29 | 19 |
| WARWICK | 3504 | ASPRAY BOAT HOUSE | 2 | E VIEW ST | 2 | 31 | 19 |
| WARWICK | 3505 | ALDRICH JR. HIGH SCHOOL | 789 | POST RD | 2 | 31 | 19 |
| WARWICK | 3506 | GREENWOOD VOLUNTEER FIRE COMPANY | 45 | KERNICK ST | 2 | 30 | 20 |
| WARWICK | 3507 | CITY HALL - LOWER CONFERENCE ROOM | 3275 | POST RD | 2 | 30 | 20 |
| WARWICK | 3508 | NORWOOD SCHOOL - CAFETERIA | 268 | NORWOOD AVE | 2 | 31 | 20 |
| WARWICK | 3509 | GREENWOOD PRESBYTERIAN CHURCH | 805 | MAIN AVE | 2 | 31 | 20 |
| WARWICK | 3510 | GREENWOOD SCHOOL - MULTI PURPOSE ROOM | 93 | SHARON ST | 2 | 31 | 20 |
| WARWICK | 3511 | SHALOM APARTMENTS | 1 | SHALOM DR | 2 | 31 | 20 |
| WARWICK | 3512 | PILGRIM SENIOR CENTER - ARTS/CRAFTS | 27 | PILGRIM PKWY | 2 | 29 | 21 |
| WARWICK | 3513 | RI NATIONAL GUARD ARMORY | 541 | AIRPORT RD | 2 | 29 | 21 |
| WARWICK | 3514 | RANDALL HOLDEN SCHOOL - ALL PURPOSE ROOM | 61 | HOXSIE AVE | 2 | 29 | 21 |
| WARWICK | 3515 | WILLIAM SHIELDS POST | 622 | W SHORE RD | 2 | 29 | 21 |



GENERAL ELECTION POLLING PLACES

| CITY/TOWN | PREC | POLLING PLACE NAME | # | STREET NAME | CONG | SEN | REP |
|----------------|------|------------------------------------------------------|------|----------------------|------|-----|-----|
| WARWICK | 3516 | COTTRELL HOXSIE SCHOOL - AUDITORIUM | 55 | GLENWOOD DR | 2 | 29 | 22 |
| WARWICK | 3517 | WARREN SHERMAN SCHOOL - ALL PURPOSE ROOM | 120 | KILLEY AVE | 2 | 29 | 22 |
| WARWICK | 3518 | HERITAGE CHRISTIAN FELLOWSHIP (FORMERLY ST. MARY'S E | 358 | WARWICK NECK AVE | 2 | 30 | 22 |
| WARWICK | 3519 | WARWICK NECK SCHOOL | 155 | ROCKY POINT AVE | 2 | 30 | 22 |
| WARWICK | 3520 | OAKLAND BEACH SCHOOL | 383 | OAKLAND BEACH AVE | 2 | 30 | 22 |
| WARWICK | 3521 | LIPPITT SCHOOL - MULTI PURPOSE ROOM | 20 | ALMY ST | 2 | 29 | 23 |
| WARWICK | 3522 | VETERANS MEMORIAL HIGH SCHOOL - GIRLS GYM | 2401 | W SHORE RD | 2 | 30 | 23 |
| WARWICK | 3523 | PARK SCHOOL - MULTI PURPOSE ROOM | 40 | ASYLUM RD | 2 | 30 | 23 |
| WARWICK | 3524 | BUTTONWOODS SENIOR CENTER | 3027 | W SHORE RD | 2 | 30 | 23 |
| WARWICK | 3525 | ROBERTSON SCHOOL - GYM | 70 | NAUSAUKET RD | 2 | 30 | 23 |
| WARWICK | 3526 | CEDAR HILL SCHOOL - NEW LIBRARY LEFT SIDE | 35 | RED CHIMNEY DR | 2 | 30 | 24 |
| WARWICK | 3527 | POTOWOMUT GOLF CLUB | 439 | IVES RD | 2 | 30 | 24 |
| WARWICK | 3528 | WARWICK POLICE DEPARTMENT - COMMUNITY ROOM | 99 | VETERANS MEMORIAL DR | 2 | 31 | 24 |
| WARWICK | 3529 | SPARROW POINT III - COMMUNITY ROOM | 355 | HARDIG RD | 2 | 31 | 24 |
| WARWICK | 3530 | FIRST BAPTIST CHURCH | 550 | COWESETT RD | 2 | 31 | 24 |
| WARWICK | 3531 | SAINT GREGORY'S CHURCH | 360 | COWESETT RD | 2 | 31 | 24 |
| WARWICK | 3532 | EAST NATICK VETS CLUB - UPPER LEVEL MEETING ROOM | 17 | BAKER ST | 2 | 31 | 26 |
| WARWICK | 3533 | SCOTT SCHOOL - ALL PURPOSE ROOM | 833 | CENTERVILLE RD | 2 | 31 | 27 |
| WARWICK | 3534 | CITY HALL-LIMITED | 3275 | POST RD | 9 | 99 | 99 |
| WARWICK | 3535 | CITY HALL-PRESIDENT ONLY | 3275 | POST RD | 9 | 99 | 99 |
| WEST GREENWICH | 3701 | HIANLOLAND FIRE COMPANY | 270 | VICTORY HWY | 2 | 21 | 29 |
| WEST GREENWICH | 3702 | COVENTRY-WEST GREENWICH ELKS LODGE 2285 UPPER LEV | 42 | NOOSENECK HILL RD | 2 | 33 | 29 |
| WEST GREENWICH | 3703 | WEST GREENWICH TOWN HALL | 280 | VICTORY HWY | 2 | 34 | 29 |
| WEST GREENWICH | 3704 | WEST GREENWICH FIRE CO. NO. 1 FIRE STATION | 830 | NOOSENECK HILL RD | 2 | 33 | 30 |
| WEST GREENWICH | 3705 | TOWN HALL-LIMITED | 280 | VICTORY HWY | 9 | 99 | 99 |
| WEST GREENWICH | 3706 | TOWN HALL-PRESIDENT ONLY | 280 | VICTORY HWY | 9 | 99 | 99 |
| WEST WARWICK | 3801 | CLYDE TOWERS | 1021 | MAIN ST | 2 | 9 | 25 |
| WEST WARWICK | 3802 | WEST WARWICK MANOR | 62 | ROBERTS ST | 2 | 9 | 25 |
| WEST WARWICK | 3803 | MAISIE QUINN SCHOOL | 1 | BROWN ST | 2 | 9 | 25 |
| WEST WARWICK | 3804 | WAKEFIELD HILLS SCHOOL | 505 | WAKEFIELD ST | 2 | 9 | 26 |
| WEST WARWICK | 3805 | ELK'S HOME | 60 | CLYDE ST | 2 | 9 | 26 |
| WEST WARWICK | 3806 | MSGR. DEANGELIS MANOR II | 845 | WAKEFIELD ST | 2 | 27 | 26 |
| WEST WARWICK | 3807 | IVY GARDEN | 272 | COWESETT AVE | 2 | 9 | 27 |
| WEST WARWICK | 3808 | GREENBUSH SCHOOL | 127 | GREENBUSH RD | 2 | 9 | 27 |
| WEST WARWICK | 3809 | CARDI'S FURNITURE | 1681 | QUAKER LN | 2 | 9 | 27 |
| WEST WARWICK | 3810 | CHRIST THE KING CHURCH | 120 | LEGRIS AVE | 2 | 9 | 25 |



GENERAL ELECTION POLLING PLACES

| CITY/TOWN | PREC | POLLING PLACE NAME | # | STREET NAME | CONG | SEN | REP |
|--------------|------|-------------------------------------------|------|----------------|------|-----|-----|
| WEST WARWICK | 3811 | TOWN HALL-LIMITED | 1170 | MAIN ST | 9 | 99 | 99 |
| WEST WARWICK | 3812 | TOWN HALL-PRESIDENT ONLY | 1170 | MAIN ST | 9 | 99 | 99 |
| WESTERLY | 3601 | BRADFORD CITIZENS CLUB | 124 | WOODY HILL RD | 2 | 38 | 36 |
| WESTERLY | 3602 | WESTERLY HIGH SCHOOL - CAFETERIA | 23 | WARD AVE | 2 | 38 | 37 |
| WESTERLY | 3603 | STATE STREET SCHOOL | 35 | STATE ST | 2 | 38 | 37 |
| WESTERLY | 3604 | VENICE RESTAURANT | 165 | SHORE RD | 2 | 38 | 37 |
| WESTERLY | 3605 | WESTERLY MIDDLE SCHOOL - CAFETERIA | 10 | SANDY HILL RD | 2 | 38 | 37 |
| WESTERLY | 3606 | SPRINGBROOK ELEMENTARY SCHOOL - GYMNASIUM | 43 | SPRINGBROOK RD | 2 | 38 | 38 |
| WESTERLY | 3607 | BRADFORD SCHOOL - GYMNASIUM | 15 | CHURCH ST | 2 | 38 | 38 |
| WESTERLY | 3608 | TOWN HALL-LIMITED | 45 | BROAD ST | 9 | 99 | 99 |
| WESTERLY | 3609 | TOWN HALL-PRESIDENT ONLY | 45 | BROAD ST | 9 | 99 | 99 |
| WOONSOCKET | 3901 | MIDDLE SCHOOL AT HAMLET | 60 | FLORENCE DR | 1 | 20 | 49 |
| WOONSOCKET | 3902 | JOHN K. KENNEDY MANOR | 547 | CLINTON ST | 1 | 24 | 49 |
| WOONSOCKET | 3903 | PARK VIEW MANOR | 218 | POND ST | 1 | 24 | 49 |
| WOONSOCKET | 3904 | FAIRMONT HEIGHTS | 525 | 2ND AVE | 1 | 24 | 49 |
| WOONSOCKET | 3905 | CREPEAU COURT | 100 | FRONT ST | 1 | 20 | 50 |
| WOONSOCKET | 3906 | #1 FIRE STATION | 169 | PROVIDENCE ST | 1 | 24 | 50 |
| WOONSOCKET | 3907 | OUR LADY QUEEN OF MARTYRS - SCHOOL HALL | 1371 | PARK AVE | 1 | 24 | 50 |
| WOONSOCKET | 3908 | BERNON HEIGHTS ELEMENTARY SCHOOL | 657 | LOGEE ST | 1 | 24 | 50 |
| WOONSOCKET | 3909 | LEO A. SAVOIE SCHOOL-CAFETERIA | 990 | MENDON RD | 1 | 20 | 51 |
| WOONSOCKET | 3910 | WOONSOCKET SENIOR HIGH SCHOOL | 777 | CASS AVE | 1 | 20 | 51 |
| WOONSOCKET | 3911 | GOVERNOR POTHIER SCHOOL | 420 | ROBINSON ST | 1 | 20 | 51 |
| WOONSOCKET | 3912 | CITY HALL-LIMITED | 169 | MAIN ST | 9 | 99 | 99 |
| WOONSOCKET | 3913 | CITY HALL-PRESIDENT ONLY | 169 | MAIN ST | 9 | 99 | 99 |

PRESIDENTIAL ELECTORS FOR

Candidate Name: Barack OBAMA

Party Code: DEM

Year: 2012

| Municipality/Precinct | Polling Place | Mail Ballot | Number of Votes |
|------------------------------|----------------------|--------------------|------------------------|
| Barrington | | | |
| 0101 | 888 | 48 | 936 |
| 0102 | 1,180 | 83 | 1,263 |
| 0103 | 853 | 99 | 952 |
| 0104 | 1,154 | 86 | 1,240 |
| 0105 | 983 | 84 | 1,067 |
| Barrington Limited | 1 | 0 | 1 |
| Barrington Presidential | 84 | 14 | 98 |
| Total: Barrington | 5,143 | 414 | 5,557 |
| Bristol | | | |
| 0201 | 516 | 37 | 553 |
| 0202 | 332 | 10 | 342 |
| 0203 | 1,070 | 77 | 1,147 |
| 0204 | 789 | 88 | 877 |
| 0205 | 884 | 42 | 926 |
| 0206 | 795 | 45 | 840 |
| 0207 | 536 | 36 | 572 |
| 0208 | 665 | 39 | 704 |
| 0209 | 158 | 5 | 163 |
| Bristol Limited | 6 | 0 | 6 |
| Bristol Presidential | 223 | 6 | 229 |
| Total: Bristol | 5,974 | 385 | 6,359 |
| Burrillville | | | |
| 0301 | 546 | 63 | 609 |
| 0302 | 577 | 59 | 636 |
| 0303 | 709 | 44 | 753 |
| 0304 | 506 | 31 | 537 |
| 0305 | 510 | 24 | 534 |
| 0306 | 523 | 20 | 543 |
| Burrillville Limited | 0 | 0 | 0 |
| Burrillville Presidential | 54 | 0 | 54 |
| Total: Burrillville | 3,425 | 241 | 3,666 |
| Central Falls | | | |
| 0401 | 494 | 15 | 509 |
| 0402 | 286 | 5 | 291 |
| 0403 | 563 | 56 | 619 |
| 0404 | 486 | 42 | 528 |
| 0405 | 215 | 8 | 223 |
| 0406 | 316 | 27 | 343 |
| 0407 | 141 | 3 | 144 |
| 0408 | 462 | 18 | 480 |
| Central Falls Limited | 18 | 0 | 18 |
| Central Falls Presidential | 251 | 4 | 255 |
| Total: Central Falls | 3,232 | 178 | 3,410 |
| Charlestown | | | |

PRESIDENTIAL ELECTORS FOR

| Candidate Name: Barack OBAMA | | Party Code: DEM | | Year: 2012 |
|-------------------------------------|--------------------------|------------------------|------------------------|-------------------|
| Municipality/Precinct | Polling Place | Mail Ballot | Number of Votes | |
| | 0501 | 660 | 33 | 693 |
| | 0502 | 642 | 32 | 674 |
| | 0503 | 526 | 33 | 559 |
| | 0504 | 427 | 34 | 461 |
| | Charlestown Limited | 6 | 0 | 6 |
| | Charlestown Presidential | 47 | 5 | 52 |
| Total: Charlestown | | 2,308 | 137 | 2,445 |
| Coventry | | | | |
| | 0601 | 481 | 18 | 499 |
| | 0602 | 152 | 9 | 161 |
| | 0603 | 742 | 55 | 797 |
| | 0604 | 518 | 28 | 546 |
| | 0605 | 520 | 14 | 534 |
| | 0606 | 275 | 11 | 286 |
| | 0607 | 695 | 34 | 729 |
| | 0608 | 741 | 25 | 766 |
| | 0609 | 537 | 22 | 559 |
| | 0610 | 356 | 24 | 380 |
| | 0611 | 505 | 35 | 540 |
| | 0612 | 538 | 20 | 558 |
| | 0613 | 480 | 24 | 504 |
| | 0614 | 220 | 45 | 265 |
| | 0615 | 496 | 30 | 526 |
| | 0616 | 596 | 26 | 622 |
| | 0617 | 417 | 20 | 437 |
| | 0618 | 233 | 20 | 253 |
| | Coventry Limited | 0 | 0 | 0 |
| | Coventry Presidential | 158 | 2 | 160 |
| Total: Coventry | | 8,660 | 462 | 9,122 |
| Cranston | | | | |
| | 0701 | 871 | 54 | 925 |
| | 0702 | 723 | 35 | 758 |
| | 0703 | 507 | 23 | 530 |
| | 0704 | 215 | 2 | 217 |
| | 0705 | 219 | 1 | 220 |
| | 0706 | 711 | 28 | 739 |
| | 0707 | 678 | 29 | 707 |
| | 0708 | 918 | 32 | 950 |
| | 0709 | 1,039 | 79 | 1,118 |
| | 0710 | 865 | 40 | 905 |
| | 0711 | 681 | 32 | 713 |
| | 0712 | 712 | 79 | 791 |
| | 0713 | 721 | 31 | 752 |
| | 0714 | 220 | 1 | 221 |
| | 0715 | 564 | 23 | 587 |
| | 0716 | 698 | 47 | 745 |
| | 0717 | 340 | 15 | 355 |
| | 0718 | 401 | 18 | 419 |

PRESIDENTIAL ELECTORS FOR

Candidate Name: Barack OBAMA

Party Code: DEM

Year: 2012

| Municipality/Precinct | Polling Place | Mail Ballot | Number of Votes |
|------------------------------|----------------------|--------------------|------------------------|
| 0719 | 683 | 39 | 722 |
| 0720 | 199 | 12 | 211 |
| 0721 | 956 | 35 | 991 |
| 0722 | 482 | 19 | 501 |
| 0723 | 1,207 | 63 | 1,270 |
| 0724 | 924 | 96 | 1,020 |
| 0725 | 1,253 | 52 | 1,305 |
| 0726 | 713 | 22 | 735 |
| 0727 | 495 | 16 | 511 |
| 0728 | 1 | 12 | 13 |
| 0730 | 858 | 43 | 901 |
| 0731 | 896 | 36 | 932 |
| Cranston Limited | 8 | 1 | 9 |
| Cranston Presidential | 574 | 41 | 615 |
| Total: Cranston | 20,332 | 1,056 | 21,388 |
| Cumberland | | | |
| 0801 | 575 | 11 | 586 |
| 0802 | 734 | 47 | 781 |
| 0803 | 1,148 | 49 | 1,197 |
| 0804 | 175 | 6 | 181 |
| 0805 | 959 | 32 | 991 |
| 0806 | 834 | 54 | 888 |
| 0807 | 859 | 56 | 915 |
| 0808 | 814 | 73 | 887 |
| 0809 | 294 | 8 | 302 |
| 0810 | 787 | 23 | 810 |
| 0811 | 877 | 27 | 904 |
| 0812 | 639 | 34 | 673 |
| Cumberland Limited | 3 | 0 | 3 |
| Cumberland Presidential | 165 | 8 | 173 |
| Total: Cumberland | 8,863 | 428 | 9,291 |
| East Greenwich | | | |
| 0901 | 160 | 12 | 172 |
| 0902 | 698 | 80 | 778 |
| 0903 | 777 | 74 | 851 |
| 0904 | 757 | 101 | 858 |
| 0905 | 740 | 64 | 804 |
| East Greenwich Limited | 2 | 0 | 2 |
| East Greenwich Presidential | 69 | 1 | 70 |
| Total: East Greenwich | 3,203 | 332 | 3,535 |
| East Providence | | | |
| 1001 | 1,022 | 33 | 1,055 |
| 1002 | 853 | 54 | 907 |
| 1003 | 605 | 14 | 619 |
| 1004 | 870 | 39 | 909 |
| 1005 | 750 | 46 | 796 |
| 1006 | 66 | 6 | 72 |

PRESIDENTIAL ELECTORS FOR

Candidate Name: Barack OBAMA

Party Code: DEM

Year: 2012

| Municipality/Precinct | Polling Place | Mail Ballot | Number of Votes | |
|--------------------------------|------------------------------|--------------------|------------------------|-------|
| | 1007 | 84 | 39 | 123 |
| | 1008 | 1,167 | 65 | 1,232 |
| | 1009 | 1,151 | 60 | 1,211 |
| | 1010 | 1,163 | 47 | 1,210 |
| | 1011 | 1,254 | 118 | 1,372 |
| | 1012 | 490 | 29 | 519 |
| | 1013 | 830 | 73 | 903 |
| | 1014 | 923 | 35 | 958 |
| | 1015 | 359 | 31 | 390 |
| | 1016 | 524 | 40 | 564 |
| | 1017 | 901 | 62 | 963 |
| | East Providence Limited | 0 | 0 | 0 |
| | East Providence Presidential | 289 | 3 | 292 |
| Total: East Providence | 13,301 | 794 | 14,095 | |
| Exeter | | | | |
| | 1101 | 529 | 15 | 544 |
| | 1102 | 481 | 23 | 504 |
| | 1103 | 610 | 33 | 643 |
| | Exeter Limited | 0 | 0 | 0 |
| | Exeter Presidential | 52 | 0 | 52 |
| Total: Exeter | 1,672 | 71 | 1,743 | |
| Federal District | | | | |
| | Federal District 1 | 0 | 179 | 179 |
| | Federal District 2 | 0 | 89 | 89 |
| Total: Federal District | 0 | 268 | 268 | |
| Foster | | | | |
| | 1201 | 651 | 25 | 676 |
| | 1202 | 551 | 34 | 585 |
| | Foster Limited | 3 | 0 | 3 |
| | Foster Presidential | 14 | 2 | 16 |
| Total: Foster | 1,219 | 61 | 1,280 | |
| Glocester | | | | |
| | 1301 | 762 | 27 | 789 |
| | 1302 | 871 | 33 | 904 |
| | 1303 | 177 | 8 | 185 |
| | 1304 | 599 | 34 | 633 |
| | Glocester Limited | 0 | 0 | 0 |
| | Glocester Presidential | 28 | 0 | 28 |
| Total: Glocester | 2,437 | 102 | 2,539 | |
| Hopkinton | | | | |
| | 1401 | 887 | 48 | 935 |
| | 1402 | 789 | 49 | 838 |
| | 1403 | 324 | 23 | 347 |
| | Hopkinton Limited | 0 | 0 | 0 |

PRESIDENTIAL ELECTORS FOR

Candidate Name: Barack OBAMA

Party Code: DEM

Year: 2012

| Municipality/Precinct | Polling Place | Mail Ballot | Number of Votes |
|------------------------------|----------------------|--------------------|------------------------|
| Hopkinton Presidential | 44 | 0 | 44 |
| Total: Hopkinton | 2,044 | 120 | 2,164 |
| Jamestown | | | |
| 1501 | 980 | 112 | 1,092 |
| 1502 | 960 | 103 | 1,063 |
| Jamestown Limited | 1 | 0 | 1 |
| Jamestown Presidential | 24 | 1 | 25 |
| Total: Jamestown | 1,965 | 216 | 2,181 |
| Johnston | | | |
| 1601 | 534 | 15 | 549 |
| 1602 | 647 | 29 | 676 |
| 1603 | 663 | 58 | 721 |
| 1604 | 582 | 53 | 635 |
| 1605 | 582 | 27 | 609 |
| 1606 | 127 | 2 | 129 |
| 1607 | 205 | 9 | 214 |
| 1608 | 835 | 32 | 867 |
| 1609 | 556 | 48 | 604 |
| 1610 | 835 | 37 | 872 |
| 1611 | 447 | 25 | 472 |
| 1612 | 473 | 24 | 497 |
| 1613 | 443 | 24 | 467 |
| Johnston Limited | 1 | 0 | 1 |
| Johnston Presidential | 187 | 3 | 190 |
| Total: Johnston | 7,117 | 386 | 7,503 |
| Lincoln | | | |
| 1701 | 768 | 40 | 808 |
| 1702 | 467 | 21 | 488 |
| 1703 | 704 | 20 | 724 |
| 1704 | 905 | 33 | 938 |
| 1705 | 666 | 25 | 691 |
| 1706 | 195 | 11 | 206 |
| 1707 | 197 | 9 | 206 |
| 1708 | 745 | 74 | 819 |
| 1709 | 287 | 21 | 308 |
| 1710 | 351 | 9 | 360 |
| 1711 | 369 | 11 | 380 |
| Lincoln Limited | 0 | 0 | 0 |
| Lincoln Presidential | 100 | 0 | 100 |
| Total: Lincoln | 5,754 | 274 | 6,028 |
| Little Compton | | | |
| 1801 | 1,090 | 105 | 1,195 |
| Little Compton Limited | 0 | 0 | 0 |
| Little Compton Presidential | 17 | 2 | 19 |
| Total: Little Compton | 1,107 | 107 | 1,214 |

PRESIDENTIAL ELECTORS FOR

Candidate Name: Barack OBAMA

Party Code: DEM

Year: 2012

| Municipality/Precinct | Polling Place | Mail Ballot | Number of Votes |
|------------------------------|----------------------|--------------------|------------------------|
| Middletown | | | |
| 1901 | 598 | 55 | 653 |
| 1902 | 789 | 76 | 865 |
| 1903 | 712 | 87 | 799 |
| 1904 | 998 | 95 | 1,093 |
| 1905 | 687 | 53 | 740 |
| Middletown Limited | 3 | 1 | 4 |
| Middletown Presidential | 138 | 12 | 150 |
| Total: Middletown | 3,925 | 379 | 4,304 |
| Narragansett | | | |
| 2001 | 103 | 1 | 104 |
| 2002 | 1,056 | 61 | 1,117 |
| 2003 | 936 | 58 | 994 |
| 2004 | 996 | 77 | 1,073 |
| 2005 | 901 | 68 | 969 |
| Narragansett Limited | 0 | 0 | 0 |
| Narragansett Presidential | 78 | 4 | 82 |
| Total: Narragansett | 4,070 | 269 | 4,339 |
| New Shoreham | | | |
| 2201 | 535 | 121 | 656 |
| New Shoreham Limited | 0 | 0 | 0 |
| New Shoreham Presidential | 9 | 1 | 10 |
| Total: New Shoreham | 544 | 122 | 666 |
| Newport | | | |
| 2101 | 601 | 48 | 649 |
| 2102 | 1,378 | 78 | 1,456 |
| 2103 | 418 | 17 | 435 |
| 2104 | 315 | 27 | 342 |
| 2105 | 1,115 | 150 | 1,265 |
| 2106 | 752 | 103 | 855 |
| 2107 | 862 | 86 | 948 |
| Newport Limited | 0 | 0 | 0 |
| Newport Presidential | 215 | 9 | 224 |
| Total: Newport | 5,656 | 518 | 6,174 |
| North Kingstown | | | |
| 2301 | 520 | 51 | 571 |
| 2302 | 885 | 37 | 922 |
| 2303 | 917 | 73 | 990 |
| 2304 | 886 | 67 | 953 |
| 2305 | 455 | 28 | 483 |
| 2306 | 477 | 35 | 512 |
| 2307 | 1,035 | 94 | 1,129 |
| 2308 | 1,020 | 91 | 1,111 |
| 2309 | 958 | 82 | 1,040 |
| North Kingstown Limited | 3 | 0 | 3 |

PRESIDENTIAL ELECTORS FOR

Candidate Name: Barack OBAMA

Party Code: DEM

Year: 2012

| Municipality/Precinct | Polling Place | Mail Ballot | Number of Votes |
|--------------------------------|----------------------|--------------------|------------------------|
| North Kingstown Presidential | 120 | 13 | 133 |
| Total: North Kingstown | 7,276 | 571 | 7,847 |
| North Providence | | | |
| 2401 | 454 | 18 | 472 |
| 2402 | 622 | 25 | 647 |
| 2403 | 589 | 48 | 637 |
| 2404 | 347 | 23 | 370 |
| 2405 | 477 | 26 | 503 |
| 2406 | 687 | 26 | 713 |
| 2407 | 753 | 36 | 789 |
| 2408 | 598 | 24 | 622 |
| 2409 | 351 | 29 | 380 |
| 2410 | 485 | 31 | 516 |
| 2411 | 596 | 32 | 628 |
| 2412 | 729 | 18 | 747 |
| 2413 | 434 | 10 | 444 |
| 2414 | 382 | 12 | 394 |
| 2415 | 477 | 22 | 499 |
| 2416 | 940 | 42 | 982 |
| North Providence Limited | 1 | 0 | 1 |
| North Providence Presidential | 261 | 8 | 269 |
| Total: North Providence | 9,183 | 430 | 9,613 |
| North Smithfield | | | |
| 2501 | 609 | 18 | 627 |
| 2502 | 644 | 33 | 677 |
| 2503 | 613 | 31 | 644 |
| 2504 | 607 | 31 | 638 |
| 2505 | 350 | 75 | 425 |
| North Smithfield Limited | 0 | 0 | 0 |
| North Smithfield Presidential | 39 | 0 | 39 |
| Total: North Smithfield | 2,862 | 188 | 3,050 |
| Pawtucket | | | |
| 2601 | 266 | 5 | 271 |
| 2602 | 619 | 18 | 637 |
| 2603 | 991 | 30 | 1,021 |
| 2604 | 568 | 19 | 587 |
| 2605 | 468 | 15 | 483 |
| 2606 | 489 | 9 | 498 |
| 2607 | 1,217 | 79 | 1,296 |
| 2608 | 1,456 | 83 | 1,539 |
| 2609 | 131 | 7 | 138 |
| 2610 | 115 | 10 | 125 |
| 2611 | 462 | 35 | 497 |
| 2612 | 622 | 26 | 648 |
| 2613 | 869 | 36 | 905 |
| 2614 | 757 | 22 | 779 |
| 2615 | 272 | 11 | 283 |

PRESIDENTIAL ELECTORS FOR

Candidate Name: Barack OBAMA

Party Code: DEM

Year: 2012

| Municipality/Precinct | Polling Place | Mail Ballot | Number of Votes | |
|------------------------------|-------------------------|--------------------|------------------------|-------|
| | 2616 | 83 | 5 | 88 |
| | 2617 | 168 | 16 | 184 |
| | 2618 | 1,147 | 51 | 1,198 |
| | 2619 | 596 | 14 | 610 |
| | 2620 | 1,031 | 52 | 1,083 |
| | 2621 | 317 | 11 | 328 |
| | 2622 | 193 | 4 | 197 |
| | 2623 | 258 | 24 | 282 |
| | 2624 | 246 | 22 | 268 |
| | 2625 | 273 | 23 | 296 |
| | 2626 | 196 | 5 | 201 |
| | 2627 | 694 | 47 | 741 |
| | 2628 | 845 | 46 | 891 |
| | 2629 | 1,215 | 41 | 1,256 |
| | 2630 | 85 | 9 | 94 |
| | Pawtucket Limited | 8 | 1 | 9 |
| | Pawtucket Presidential | 708 | 14 | 722 |
| Total: Pawtucket | 17,365 | 790 | 18,155 | |
| Portsmouth | | | | |
| | 2701 | 59 | 4 | 63 |
| | 2702 | 109 | 15 | 124 |
| | 2703 | 861 | 45 | 906 |
| | 2704 | 1,008 | 78 | 1,086 |
| | 2705 | 313 | 28 | 341 |
| | 2706 | 280 | 44 | 324 |
| | 2707 | 946 | 76 | 1,022 |
| | 2708 | 951 | 92 | 1,043 |
| | Portsmouth Limited | 0 | 0 | 0 |
| | Portsmouth Presidential | 107 | 1 | 108 |
| Total: Portsmouth | 4,634 | 383 | 5,017 | |
| Providence | | | | |
| | 2801 | 120 | 5 | 125 |
| | 2802 | 125 | 9 | 134 |
| | 2803 | 937 | 67 | 1,004 |
| | 2804 | 361 | 13 | 374 |
| | 2805 | 1,225 | 111 | 1,336 |
| | 2806 | 88 | 12 | 100 |
| | 2807 | 1 | 0 | 1 |
| | 2808 | 836 | 53 | 889 |
| | 2809 | 1,011 | 92 | 1,103 |
| | 2810 | 45 | 5 | 50 |
| | 2811 | 866 | 56 | 922 |
| | 2812 | 686 | 16 | 702 |
| | 2813 | 502 | 16 | 518 |
| | 2814 | 355 | 19 | 374 |
| | 2815 | 648 | 62 | 710 |
| | 2816 | 1,384 | 114 | 1,498 |
| | 2817 | 1,500 | 72 | 1,572 |

PRESIDENTIAL ELECTORS FOR

Candidate Name: Barack OBAMA

Party Code: DEM

Year: 2012

| Municipality/Precinct | Polling Place | Mail Ballot | Number of Votes |
|------------------------------|----------------------|--------------------|------------------------|
| 2818 | 1,433 | 79 | 1,512 |
| 2819 | 900 | 52 | 952 |
| 2820 | 108 | 13 | 121 |
| 2821 | 732 | 26 | 758 |
| 2822 | 152 | 18 | 170 |
| 2823 | 970 | 32 | 1,002 |
| 2824 | 1,161 | 48 | 1,209 |
| 2825 | 175 | 12 | 187 |
| 2826 | 925 | 49 | 974 |
| 2827 | 1,044 | 27 | 1,071 |
| 2828 | 600 | 15 | 615 |
| 2829 | 803 | 26 | 829 |
| 2830 | 67 | 2 | 69 |
| 2831 | 1,219 | 63 | 1,282 |
| 2832 | 964 | 16 | 980 |
| 2833 | 520 | 13 | 533 |
| 2834 | 224 | 7 | 231 |
| 2835 | 74 | 6 | 80 |
| 2836 | 7 | 0 | 7 |
| 2837 | 275 | 16 | 291 |
| 2838 | 161 | 22 | 183 |
| 2839 | 321 | 15 | 336 |
| 2840 | 378 | 27 | 405 |
| 2841 | 236 | 9 | 245 |
| 2842 | 136 | 14 | 150 |
| 2843 | 191 | 7 | 198 |
| 2844 | 605 | 38 | 643 |
| 2845 | 373 | 12 | 385 |
| 2846 | 464 | 20 | 484 |
| 2847 | 331 | 4 | 335 |
| 2848 | 84 | 3 | 87 |
| 2849 | 622 | 61 | 683 |
| 2850 | 388 | 10 | 398 |
| 2851 | 536 | 59 | 595 |
| 2852 | 206 | 7 | 213 |
| 2853 | 141 | 10 | 151 |
| 2854 | 1,190 | 56 | 1,246 |
| 2855 | 942 | 38 | 980 |
| 2856 | 38 | 1 | 39 |
| 2857 | 77 | 6 | 83 |
| 2858 | 305 | 11 | 316 |
| 2859 | 86 | 2 | 88 |
| 2860 | 94 | 2 | 96 |
| 2861 | 820 | 29 | 849 |
| 2862 | 772 | 51 | 823 |
| 2863 | 492 | 13 | 505 |
| 2864 | 245 | 2 | 247 |
| 2865 | 231 | 4 | 235 |
| 2866 | 630 | 44 | 674 |
| 2867 | 59 | 1 | 60 |

PRESIDENTIAL ELECTORS FOR

Candidate Name: Barack OBAMA

Party Code: DEM

Year: 2012

| Municipality/Precinct | Polling Place | Mail Ballot | Number of Votes |
|------------------------------|----------------------|--------------------|------------------------|
| 2868 | 649 | 42 | 691 |
| 2869 | 127 | 1 | 128 |
| 2870 | 619 | 14 | 633 |
| 2871 | 410 | 17 | 427 |
| 2872 | 60 | 5 | 65 |
| 2873 | 85 | 3 | 88 |
| 2874 | 767 | 34 | 801 |
| 2875 | 746 | 21 | 767 |
| 2876 | 489 | 17 | 506 |
| 2877 | 234 | 11 | 245 |
| 2878 | 52 | 3 | 55 |
| Providence Limited 1 | 0 | 0 | 0 |
| Providence Limited 2 | 0 | 0 | 0 |
| Providence Presidential | 3,181 | 13 | 3,194 |
| Total: Providence | 41,616 | 2,001 | 43,617 |
| Richmond | | | |
| 2901 | 977 | 48 | 1,025 |
| 2902 | 911 | 28 | 939 |
| Richmond Limited | 0 | 0 | 0 |
| Richmond Presidential | 37 | 1 | 38 |
| Total: Richmond | 1,925 | 77 | 2,002 |
| Scituate | | | |
| 3001 | 753 | 58 | 811 |
| 3002 | 837 | 35 | 872 |
| 3003 | 833 | 60 | 893 |
| Scituate Limited | 1 | 0 | 1 |
| Scituate Presidential | 30 | 0 | 30 |
| Total: Scituate | 2,454 | 153 | 2,607 |
| Smithfield | | | |
| 3101 | 741 | 57 | 798 |
| 3102 | 836 | 44 | 880 |
| 3103 | 843 | 49 | 892 |
| 3104 | 833 | 78 | 911 |
| 3105 | 854 | 127 | 981 |
| 3106 | 679 | 60 | 739 |
| Smithfield Limited | 0 | 0 | 0 |
| Smithfield Presidential | 89 | 3 | 92 |
| Total: Smithfield | 4,875 | 418 | 5,293 |
| South Kingstown | | | |
| 3201 | 308 | 16 | 324 |
| 3202 | 840 | 71 | 911 |
| 3203 | 877 | 92 | 969 |
| 3204 | 886 | 46 | 932 |
| 3205 | 1,105 | 60 | 1,165 |
| 3206 | 686 | 72 | 758 |

PRESIDENTIAL ELECTORS FOR

Candidate Name: Barack OBAMA

Party Code: DEM

Year: 2012

| Municipality/Precinct | Polling Place | Mail Ballot | Number of Votes | |
|-------------------------------|------------------------------|--------------------|------------------------|-------|
| | 3207 | 1,041 | 88 | 1,129 |
| | 3208 | 956 | 92 | 1,048 |
| | 3209 | 411 | 38 | 449 |
| | 3210 | 677 | 58 | 735 |
| | South Kingstown Limited | 0 | 1 | 1 |
| | South Kingstown Presidential | 183 | 7 | 190 |
| Total: South Kingstown | 7,970 | 641 | 8,611 | |
| Tiverton | | | | |
| | 3301 | 818 | 47 | 865 |
| | 3302 | 913 | 37 | 950 |
| | 3303 | 513 | 23 | 536 |
| | 3304 | 538 | 32 | 570 |
| | 3305 | 165 | 6 | 171 |
| | 3306 | 797 | 43 | 840 |
| | 3307 | 530 | 35 | 565 |
| | Tiverton Limited | 0 | 0 | 0 |
| | Tiverton Presidential | 75 | 1 | 76 |
| Total: Tiverton | 4,349 | 224 | 4,573 | |
| Warren | | | | |
| | 3401 | 712 | 73 | 785 |
| | 3402 | 920 | 49 | 969 |
| | 3403 | 1,149 | 90 | 1,239 |
| | Warren Limited | 1 | 0 | 1 |
| | Warren Presidential | 64 | 0 | 64 |
| Total: Warren | 2,846 | 212 | 3,058 | |
| Warwick | | | | |
| | 3501 | 1,100 | 53 | 1,153 |
| | 3502 | 1,020 | 34 | 1,054 |
| | 3503 | 564 | 20 | 584 |
| | 3504 | 905 | 38 | 943 |
| | 3505 | 422 | 9 | 431 |
| | 3506 | 388 | 17 | 405 |
| | 3507 | 184 | 8 | 192 |
| | 3508 | 885 | 35 | 920 |
| | 3509 | 190 | 16 | 206 |
| | 3510 | 592 | 19 | 611 |
| | 3511 | 867 | 105 | 972 |
| | 3512 | 620 | 24 | 644 |
| | 3513 | 870 | 84 | 954 |
| | 3514 | 1,106 | 54 | 1,160 |
| | 3515 | 1,100 | 48 | 1,148 |
| | 3516 | 277 | 11 | 288 |
| | 3517 | 343 | 16 | 359 |
| | 3518 | 962 | 48 | 1,010 |
| | 3519 | 1,021 | 53 | 1,074 |
| | 3520 | 875 | 18 | 893 |
| | 3521 | 793 | 56 | 849 |

PRESIDENTIAL ELECTORS FOR

Candidate Name: Barack OBAMA

Party Code: DEM

Year: 2012

| Municipality/Precinct | Polling Place | Mail Ballot | Number of Votes |
|------------------------------|----------------------|--------------------|------------------------|
| 3522 | 652 | 13 | 665 |
| 3523 | 995 | 36 | 1,031 |
| 3524 | 717 | 27 | 744 |
| 3525 | 781 | 40 | 821 |
| 3526 | 232 | 21 | 253 |
| 3527 | 672 | 39 | 711 |
| 3528 | 348 | 12 | 360 |
| 3529 | 688 | 42 | 730 |
| 3530 | 914 | 53 | 967 |
| 3531 | 889 | 88 | 977 |
| 3532 | 442 | 27 | 469 |
| 3533 | 427 | 41 | 468 |
| Warwick Limited | 0 | 0 | 0 |
| Warwick Presidential | 402 | 0 | 402 |
| Total: Warwick | 23,243 | 1,205 | 24,448 |
| West Greenwich | | | |
| 3701 | 442 | 17 | 459 |
| 3702 | 430 | 17 | 447 |
| 3703 | 294 | 14 | 308 |
| 3704 | 248 | 5 | 253 |
| West Greenwich Limited | 1 | 0 | 1 |
| West Greenwich Presidential | 35 | 0 | 35 |
| Total: West Greenwich | 1,450 | 53 | 1,503 |
| West Warwick | | | |
| 3801 | 625 | 24 | 649 |
| 3802 | 418 | 17 | 435 |
| 3803 | 290 | 8 | 298 |
| 3804 | 1,082 | 69 | 1,151 |
| 3805 | 450 | 13 | 463 |
| 3806 | 353 | 29 | 382 |
| 3807 | 1,094 | 61 | 1,155 |
| 3808 | 874 | 43 | 917 |
| 3809 | 677 | 40 | 717 |
| 3810 | 565 | 23 | 588 |
| West Warwick Limited | 63 | 0 | 63 |
| West Warwick Presidential | 134 | 4 | 138 |
| Total: West Warwick | 6,625 | 331 | 6,956 |
| Westerly | | | |
| 3601 | 373 | 25 | 398 |
| 3602 | 985 | 80 | 1,065 |
| 3603 | 932 | 110 | 1,042 |
| 3604 | 755 | 87 | 842 |
| 3605 | 873 | 102 | 975 |
| 3606 | 801 | 57 | 858 |
| 3607 | 685 | 62 | 747 |
| Westerly Limited | 1 | 0 | 1 |
| Westerly Presidential | 132 | 11 | 143 |

PRESIDENTIAL ELECTORS FOR

Candidate Name: Barack OBAMA **Party Code: DEM** **Year: 2012**

| Municipality/Precinct | Polling Place | Mail Ballot | Number of Votes |
|----------------------------------------------------|----------------------|--------------------|------------------------|
| Total: Westerly | 5,537 | 534 | 6,071 |
| Woonsocket | | | |
| 3901 | 158 | 2 | 160 |
| 3902 | 445 | 27 | 472 |
| 3903 | 881 | 33 | 914 |
| 3904 | 802 | 47 | 849 |
| 3905 | 611 | 14 | 625 |
| 3906 | 631 | 8 | 639 |
| 3907 | 725 | 19 | 744 |
| 3908 | 681 | 29 | 710 |
| 3909 | 902 | 51 | 953 |
| 3910 | 866 | 45 | 911 |
| 3911 | 707 | 32 | 739 |
| Woonsocket Limited | 6 | 0 | 6 |
| Woonsocket Presidential | 262 | 1 | 263 |
| Total: Woonsocket | 7,677 | 308 | 7,985 |
| Statewide total for candidate: Barack OBAMA | 263,838 | 15,839 | 279,677 |

PRESIDENTIAL ELECTORS FOR

Candidate Name: Mitt ROMNEY

Party Code: REP

Year: 2012

| Municipality/Precinct | Polling Place | Mail Ballot | Number of Votes |
|------------------------------|----------------------|--------------------|------------------------|
| Barrington | | | |
| 0101 | 583 | 49 | 632 |
| 0102 | 697 | 51 | 748 |
| 0103 | 694 | 63 | 757 |
| 0104 | 731 | 51 | 782 |
| 0105 | 784 | 87 | 871 |
| Barrington Limited | 0 | 0 | 0 |
| Barrington Presidential | 32 | 14 | 46 |
| Total: Barrington | 3,521 | 315 | 3,836 |
| Bristol | | | |
| 0201 | 366 | 29 | 395 |
| 0202 | 162 | 14 | 176 |
| 0203 | 798 | 78 | 876 |
| 0204 | 409 | 30 | 439 |
| 0205 | 580 | 20 | 600 |
| 0206 | 357 | 21 | 378 |
| 0207 | 376 | 21 | 397 |
| 0208 | 257 | 31 | 288 |
| 0209 | 65 | 1 | 66 |
| Bristol Limited | 0 | 0 | 0 |
| Bristol Presidential | 80 | 12 | 92 |
| Total: Bristol | 3,450 | 257 | 3,707 |
| Burrillville | | | |
| 0301 | 419 | 40 | 459 |
| 0302 | 483 | 29 | 512 |
| 0303 | 657 | 28 | 685 |
| 0304 | 334 | 26 | 360 |
| 0305 | 400 | 21 | 421 |
| 0306 | 557 | 13 | 570 |
| Burrillville Limited | 0 | 0 | 0 |
| Burrillville Presidential | 37 | 0 | 37 |
| Total: Burrillville | 2,887 | 157 | 3,044 |
| Central Falls | | | |
| 0401 | 62 | 6 | 68 |
| 0402 | 56 | 1 | 57 |
| 0403 | 54 | 12 | 66 |
| 0404 | 56 | 10 | 66 |
| 0405 | 32 | 1 | 33 |
| 0406 | 93 | 4 | 97 |
| 0407 | 22 | 2 | 24 |
| 0408 | 82 | 2 | 84 |
| Central Falls Limited | 0 | 0 | 0 |
| Central Falls Presidential | 17 | 0 | 17 |
| Total: Central Falls | 474 | 38 | 512 |
| Charlestown | | | |

PRESIDENTIAL ELECTORS FOR

Candidate Name: Mitt ROMNEY

Party Code: REP

Year: 2012

| Municipality/Precinct | Polling Place | Mail Ballot | Number of Votes |
|------------------------------|----------------------|--------------------|------------------------|
| 0501 | 369 | 26 | 395 |
| 0502 | 395 | 24 | 419 |
| 0503 | 427 | 30 | 457 |
| 0504 | 306 | 25 | 331 |
| Charlestown Limited | 1 | 0 | 1 |
| Charlestown Presidential | 13 | 0 | 13 |
| Total: Charlestown | 1,511 | 105 | 1,616 |

Coventry

| | | | |
|------------------------|--------------|------------|--------------|
| 0601 | 392 | 12 | 404 |
| 0602 | 88 | 4 | 92 |
| 0603 | 566 | 29 | 595 |
| 0604 | 355 | 10 | 365 |
| 0605 | 440 | 17 | 457 |
| 0606 | 250 | 7 | 257 |
| 0607 | 536 | 20 | 556 |
| 0608 | 483 | 25 | 508 |
| 0609 | 413 | 32 | 445 |
| 0610 | 216 | 5 | 221 |
| 0611 | 400 | 23 | 423 |
| 0612 | 345 | 14 | 359 |
| 0613 | 313 | 20 | 333 |
| 0614 | 115 | 12 | 127 |
| 0615 | 551 | 46 | 597 |
| 0616 | 463 | 19 | 482 |
| 0617 | 422 | 10 | 432 |
| 0618 | 217 | 16 | 233 |
| Coventry Limited | 0 | 0 | 0 |
| Coventry Presidential | 81 | 2 | 83 |
| Total: Coventry | 6,646 | 323 | 6,969 |

Cranston

| | | | |
|------|-----|----|-----|
| 0701 | 289 | 16 | 305 |
| 0702 | 254 | 14 | 268 |
| 0703 | 266 | 14 | 280 |
| 0704 | 78 | 6 | 84 |
| 0705 | 74 | 3 | 77 |
| 0706 | 905 | 66 | 971 |
| 0707 | 741 | 31 | 772 |
| 0708 | 670 | 46 | 716 |
| 0709 | 839 | 60 | 899 |
| 0710 | 407 | 14 | 421 |
| 0711 | 490 | 23 | 513 |
| 0712 | 750 | 55 | 805 |
| 0713 | 579 | 32 | 611 |
| 0714 | 81 | 4 | 85 |
| 0715 | 312 | 19 | 331 |
| 0716 | 456 | 32 | 488 |
| 0717 | 151 | 4 | 155 |
| 0718 | 252 | 11 | 263 |

PRESIDENTIAL ELECTORS FOR

Candidate Name: Mitt ROMNEY

Party Code: REP

Year: 2012

| Municipality/Precinct | Polling Place | Mail Ballot | Number of Votes |
|------------------------------|----------------------|--------------------|------------------------|
| 0719 | 466 | 34 | 500 |
| 0720 | 197 | 13 | 210 |
| 0721 | 370 | 18 | 388 |
| 0722 | 232 | 11 | 243 |
| 0723 | 321 | 11 | 332 |
| 0724 | 305 | 25 | 330 |
| 0725 | 427 | 24 | 451 |
| 0726 | 281 | 9 | 290 |
| 0727 | 205 | 8 | 213 |
| 0728 | 0 | 7 | 7 |
| 0730 | 1,140 | 49 | 1,189 |
| 0731 | 619 | 28 | 647 |
| Cranston Limited | 3 | 0 | 3 |
| Cranston Presidential | 147 | 14 | 161 |
| Total: Cranston | 12,307 | 701 | 13,008 |
| Cumberland | | | |
| 0801 | 427 | 20 | 447 |
| 0802 | 604 | 36 | 640 |
| 0803 | 850 | 27 | 877 |
| 0804 | 143 | 4 | 147 |
| 0805 | 617 | 23 | 640 |
| 0806 | 624 | 58 | 682 |
| 0807 | 990 | 54 | 1,044 |
| 0808 | 996 | 67 | 1,063 |
| 0809 | 309 | 11 | 320 |
| 0810 | 305 | 13 | 318 |
| 0811 | 431 | 17 | 448 |
| 0812 | 398 | 23 | 421 |
| Cumberland Limited | 0 | 0 | 0 |
| Cumberland Presidential | 57 | 2 | 59 |
| Total: Cumberland | 6,751 | 355 | 7,106 |
| East Greenwich | | | |
| 0901 | 198 | 19 | 217 |
| 0902 | 937 | 72 | 1,009 |
| 0903 | 532 | 45 | 577 |
| 0904 | 760 | 74 | 834 |
| 0905 | 889 | 72 | 961 |
| East Greenwich Limited | 5 | 0 | 5 |
| East Greenwich Presidential | 45 | 1 | 46 |
| Total: East Greenwich | 3,366 | 283 | 3,649 |
| East Providence | | | |
| 1001 | 507 | 26 | 533 |
| 1002 | 241 | 20 | 261 |
| 1003 | 151 | 6 | 157 |
| 1004 | 446 | 22 | 468 |
| 1005 | 450 | 36 | 486 |
| 1006 | 22 | 0 | 22 |

PRESIDENTIAL ELECTORS FOR

Candidate Name: Mitt ROMNEY

Party Code: REP

Year: 2012

| Municipality/Precinct | Polling Place | Mail Ballot | Number of Votes |
|--------------------------------|----------------------|--------------------|------------------------|
| 1007 | 23 | 8 | 31 |
| 1008 | 261 | 21 | 282 |
| 1009 | 342 | 16 | 358 |
| 1010 | 304 | 20 | 324 |
| 1011 | 586 | 51 | 637 |
| 1012 | 205 | 7 | 212 |
| 1013 | 394 | 47 | 441 |
| 1014 | 429 | 20 | 449 |
| 1015 | 178 | 14 | 192 |
| 1016 | 315 | 16 | 331 |
| 1017 | 477 | 29 | 506 |
| East Providence Limited | 0 | 0 | 0 |
| East Providence Presidential | 60 | 2 | 62 |
| Total: East Providence | 5,391 | 361 | 5,752 |
| Exeter | | | |
| 1101 | 350 | 16 | 366 |
| 1102 | 436 | 25 | 461 |
| 1103 | 663 | 28 | 691 |
| Exeter Limited | 0 | 0 | 0 |
| Exeter Presidential | 23 | 0 | 23 |
| Total: Exeter | 1,472 | 69 | 1,541 |
| Federal District | | | |
| Federal District 1 | 0 | 41 | 41 |
| Federal District 2 | 0 | 12 | 12 |
| Total: Federal District | 05353 | | |
| Foster | | | |
| 1201 | 522 | 36 | 558 |
| 1202 | 497 | 27 | 524 |
| Foster Limited | 2 | 0 | 2 |
| Foster Presidential | 7 | 0 | 7 |
| Total: Foster | 1,028 | 63 | 1,091 |
| Glocester | | | |
| 1301 | 805 | 36 | 841 |
| 1302 | 817 | 36 | 853 |
| 1303 | 151 | 12 | 163 |
| 1304 | 497 | 26 | 523 |
| Glocester Limited | 1 | 0 | 1 |
| Glocester Presidential | 29 | 0 | 29 |
| Total: Glocester | 2,300 | 110 | 2,410 |
| Hopkinton | | | |
| 1401 | 686 | 42 | 728 |
| 1402 | 555 | 29 | 584 |
| 1403 | 249 | 10 | 259 |
| Hopkinton Limited | 0 | 0 | 0 |

PRESIDENTIAL ELECTORS FOR

Candidate Name: Mitt ROMNEY

Party Code: REP

Year: 2012

| Municipality/Precinct | Polling Place | Mail Ballot | Number of Votes |
|------------------------------|----------------------|--------------------|------------------------|
| Hopkinton Presidential | 31 | 0 | 31 |
| Total: Hopkinton | 1,521 | 81 | 1,602 |
| Jamestown | | | |
| 1501 | 583 | 56 | 639 |
| 1502 | 615 | 63 | 678 |
| Jamestown Limited | 0 | 0 | 0 |
| Jamestown Presidential | 11 | 1 | 12 |
| Total: Jamestown | 1,209 | 120 | 1,329 |
| Johnston | | | |
| 1601 | 342 | 14 | 356 |
| 1602 | 401 | 13 | 414 |
| 1603 | 378 | 20 | 398 |
| 1604 | 475 | 34 | 509 |
| 1605 | 476 | 14 | 490 |
| 1606 | 84 | 7 | 91 |
| 1607 | 141 | 4 | 145 |
| 1608 | 460 | 16 | 476 |
| 1609 | 402 | 13 | 415 |
| 1610 | 638 | 39 | 677 |
| 1611 | 322 | 17 | 339 |
| 1612 | 424 | 20 | 444 |
| 1613 | 570 | 30 | 600 |
| Johnston Limited | 0 | 0 | 0 |
| Johnston Presidential | 63 | 0 | 63 |
| Total: Johnston | 5,176 | 241 | 5,417 |
| Lincoln | | | |
| 1701 | 985 | 78 | 1,063 |
| 1702 | 335 | 17 | 352 |
| 1703 | 417 | 8 | 425 |
| 1704 | 640 | 33 | 673 |
| 1705 | 509 | 27 | 536 |
| 1706 | 153 | 11 | 164 |
| 1707 | 168 | 3 | 171 |
| 1708 | 654 | 50 | 704 |
| 1709 | 287 | 13 | 300 |
| 1710 | 221 | 13 | 234 |
| 1711 | 194 | 4 | 198 |
| Lincoln Limited | 1 | 0 | 1 |
| Lincoln Presidential | 45 | 0 | 45 |
| Total: Lincoln | 4,609 | 257 | 4,866 |
| Little Compton | | | |
| 1801 | 822 | 75 | 897 |
| Little Compton Limited | 0 | 0 | 0 |
| Little Compton Presidential | 8 | 3 | 11 |
| Total: Little Compton | 830 | 78 | 908 |

PRESIDENTIAL ELECTORS FOR

Candidate Name: Mitt ROMNEY

Party Code: REP

Year: 2012

| Municipality/Precinct | Polling Place | Mail Ballot | Number of Votes |
|------------------------------|----------------------|--------------------|------------------------|
| Middletown | | | |
| 1901 | 508 | 40 | 548 |
| 1902 | 537 | 39 | 576 |
| 1903 | 364 | 54 | 418 |
| 1904 | 579 | 63 | 642 |
| 1905 | 470 | 50 | 520 |
| Middletown Limited | 1 | 1 | 2 |
| Middletown Presidential | 74 | 5 | 79 |
| Total: Middletown | 2,533 | 252 | 2,785 |
| Narragansett | | | |
| 2001 | 80 | 16 | 96 |
| 2002 | 686 | 64 | 750 |
| 2003 | 694 | 66 | 760 |
| 2004 | 676 | 59 | 735 |
| 2005 | 765 | 72 | 837 |
| Narragansett Limited | 0 | 0 | 0 |
| Narragansett Presidential | 44 | 1 | 45 |
| Total: Narragansett | 2,945 | 278 | 3,223 |
| New Shoreham | | | |
| 2201 | 212 | 61 | 273 |
| New Shoreham Limited | 0 | 0 | 0 |
| New Shoreham Presidential | 3 | 0 | 3 |
| Total: New Shoreham | 215 | 61 | 276 |
| Newport | | | |
| 2101 | 322 | 27 | 349 |
| 2102 | 420 | 38 | 458 |
| 2103 | 141 | 19 | 160 |
| 2104 | 140 | 13 | 153 |
| 2105 | 559 | 71 | 630 |
| 2106 | 450 | 58 | 508 |
| 2107 | 557 | 78 | 635 |
| Newport Limited | 0 | 0 | 0 |
| Newport Presidential | 59 | 7 | 66 |
| Total: Newport | 2,648 | 311 | 2,959 |
| North Kingstown | | | |
| 2301 | 656 | 42 | 698 |
| 2302 | 608 | 54 | 662 |
| 2303 | 772 | 48 | 820 |
| 2304 | 772 | 50 | 822 |
| 2305 | 491 | 30 | 521 |
| 2306 | 492 | 42 | 534 |
| 2307 | 731 | 76 | 807 |
| 2308 | 700 | 58 | 758 |
| 2309 | 718 | 58 | 776 |
| North Kingstown Limited | 1 | 0 | 1 |

PRESIDENTIAL ELECTORS FOR

Candidate Name: Mitt ROMNEY

Party Code: REP

Year: 2012

| Municipality/Precinct | Polling Place | Mail Ballot | Number of Votes |
|--------------------------------|----------------------|--------------------|------------------------|
| North Kingstown Presidential | 47 | 5 | 52 |
| Total: North Kingstown | 5,988 | 463 | 6,451 |
| North Providence | | | |
| 2401 | 299 | 11 | 310 |
| 2402 | 341 | 12 | 353 |
| 2403 | 351 | 13 | 364 |
| 2404 | 198 | 12 | 210 |
| 2405 | 259 | 17 | 276 |
| 2406 | 412 | 21 | 433 |
| 2407 | 425 | 20 | 445 |
| 2408 | 291 | 15 | 306 |
| 2409 | 187 | 10 | 197 |
| 2410 | 314 | 15 | 329 |
| 2411 | 516 | 34 | 550 |
| 2412 | 371 | 15 | 386 |
| 2413 | 154 | 8 | 162 |
| 2414 | 191 | 9 | 200 |
| 2415 | 172 | 3 | 175 |
| 2416 | 612 | 34 | 646 |
| North Providence Limited | 0 | 0 | 0 |
| North Providence Presidential | 60 | 2 | 62 |
| Total: North Providence | 5,153 | 251 | 5,404 |
| North Smithfield | | | |
| 2501 | 586 | 27 | 613 |
| 2502 | 729 | 49 | 778 |
| 2503 | 542 | 20 | 562 |
| 2504 | 518 | 38 | 556 |
| 2505 | 274 | 43 | 317 |
| North Smithfield Limited | 0 | 0 | 0 |
| North Smithfield Presidential | 26 | 0 | 26 |
| Total: North Smithfield | 2,675 | 177 | 2,852 |
| Pawtucket | | | |
| 2601 | 68 | 3 | 71 |
| 2602 | 60 | 1 | 61 |
| 2603 | 305 | 7 | 312 |
| 2604 | 224 | 7 | 231 |
| 2605 | 51 | 0 | 51 |
| 2606 | 33 | 2 | 35 |
| 2607 | 269 | 12 | 281 |
| 2608 | 291 | 37 | 328 |
| 2609 | 21 | 2 | 23 |
| 2610 | 9 | 0 | 9 |
| 2611 | 55 | 5 | 60 |
| 2612 | 276 | 6 | 282 |
| 2613 | 192 | 10 | 202 |
| 2614 | 160 | 2 | 162 |
| 2615 | 80 | 4 | 84 |

PRESIDENTIAL ELECTORS FOR

Candidate Name: Mitt ROMNEY

Party Code: REP

Year: 2012

| Municipality/Precinct | Polling Place | Mail Ballot | Number of Votes |
|------------------------------|----------------------|--------------------|------------------------|
| 2616 | 34 | 0 | 34 |
| 2617 | 50 | 3 | 53 |
| 2618 | 498 | 19 | 517 |
| 2619 | 250 | 13 | 263 |
| 2620 | 382 | 20 | 402 |
| 2621 | 152 | 12 | 164 |
| 2622 | 70 | 7 | 77 |
| 2623 | 104 | 4 | 108 |
| 2624 | 179 | 9 | 188 |
| 2625 | 59 | 2 | 61 |
| 2626 | 8 | 0 | 8 |
| 2627 | 171 | 9 | 180 |
| 2628 | 409 | 19 | 428 |
| 2629 | 429 | 17 | 446 |
| 2630 | 30 | 2 | 32 |
| Pawtucket Limited | 3 | 0 | 3 |
| Pawtucket Presidential | 68 | 4 | 72 |
| Total: Pawtucket | 4,990 | 238 | 5,228 |
| Portsmouth | | | |
| 2701 | 21 | 10 | 31 |
| 2702 | 121 | 12 | 133 |
| 2703 | 441 | 43 | 484 |
| 2704 | 796 | 62 | 858 |
| 2705 | 257 | 40 | 297 |
| 2706 | 319 | 41 | 360 |
| 2707 | 866 | 86 | 952 |
| 2708 | 876 | 92 | 968 |
| Portsmouth Limited | 0 | 0 | 0 |
| Portsmouth Presidential | 74 | 8 | 82 |
| Total: Portsmouth | 3,771 | 394 | 4,165 |
| Providence | | | |
| 2801 | 15 | 0 | 15 |
| 2802 | 47 | 7 | 54 |
| 2803 | 243 | 15 | 258 |
| 2804 | 47 | 1 | 48 |
| 2805 | 330 | 21 | 351 |
| 2806 | 25 | 2 | 27 |
| 2807 | 0 | 0 | 0 |
| 2808 | 148 | 18 | 166 |
| 2809 | 187 | 17 | 204 |
| 2810 | 1 | 0 | 1 |
| 2811 | 62 | 8 | 70 |
| 2812 | 108 | 5 | 113 |
| 2813 | 48 | 2 | 50 |
| 2814 | 62 | 1 | 63 |
| 2815 | 287 | 26 | 313 |
| 2816 | 255 | 29 | 284 |
| 2817 | 284 | 12 | 296 |

PRESIDENTIAL ELECTORS FOR

Candidate Name: Mitt ROMNEY

Party Code: REP

Year: 2012

| Municipality/Precinct | Polling Place | Mail Ballot | Number of Votes |
|------------------------------|----------------------|--------------------|------------------------|
| 2818 | 126 | 6 | 132 |
| 2819 | 295 | 17 | 312 |
| 2820 | 35 | 0 | 35 |
| 2821 | 127 | 4 | 131 |
| 2822 | 12 | 0 | 12 |
| 2823 | 53 | 0 | 53 |
| 2824 | 136 | 6 | 142 |
| 2825 | 6 | 0 | 6 |
| 2826 | 53 | 3 | 56 |
| 2827 | 40 | 2 | 42 |
| 2828 | 31 | 0 | 31 |
| 2829 | 58 | 4 | 62 |
| 2830 | 4 | 0 | 4 |
| 2831 | 27 | 1 | 28 |
| 2832 | 48 | 2 | 50 |
| 2833 | 14 | 1 | 15 |
| 2834 | 18 | 0 | 18 |
| 2835 | 38 | 7 | 45 |
| 2836 | 0 | 0 | 0 |
| 2837 | 110 | 4 | 114 |
| 2838 | 45 | 5 | 50 |
| 2839 | 46 | 0 | 46 |
| 2840 | 11 | 4 | 15 |
| 2841 | 19 | 1 | 20 |
| 2842 | 27 | 1 | 28 |
| 2843 | 96 | 4 | 100 |
| 2844 | 236 | 13 | 249 |
| 2845 | 196 | 10 | 206 |
| 2846 | 171 | 12 | 183 |
| 2847 | 27 | 0 | 27 |
| 2848 | 9 | 0 | 9 |
| 2849 | 206 | 21 | 227 |
| 2850 | 69 | 3 | 72 |
| 2851 | 218 | 15 | 233 |
| 2852 | 31 | 1 | 32 |
| 2853 | 39 | 2 | 41 |
| 2854 | 337 | 17 | 354 |
| 2855 | 136 | 6 | 142 |
| 2856 | 5 | 0 | 5 |
| 2857 | 13 | 1 | 14 |
| 2858 | 28 | 1 | 29 |
| 2859 | 9 | 0 | 9 |
| 2860 | 8 | 1 | 9 |
| 2861 | 115 | 13 | 128 |
| 2862 | 139 | 7 | 146 |
| 2863 | 37 | 7 | 44 |
| 2864 | 21 | 0 | 21 |
| 2865 | 8 | 0 | 8 |
| 2866 | 48 | 6 | 54 |
| 2867 | 5 | 1 | 6 |

PRESIDENTIAL ELECTORS FOR

Candidate Name: Mitt ROMNEY

Party Code: REP

Year: 2012

| Municipality/Precinct | Polling Place | Mail Ballot | Number of Votes |
|------------------------------|----------------------|--------------------|------------------------|
| 2868 | 21 | 4 | 25 |
| 2869 | 4 | 0 | 4 |
| 2870 | 81 | 4 | 85 |
| 2871 | 55 | 2 | 57 |
| 2872 | 14 | 1 | 15 |
| 2873 | 11 | 0 | 11 |
| 2874 | 212 | 7 | 219 |
| 2875 | 106 | 3 | 109 |
| 2876 | 72 | 5 | 77 |
| 2877 | 64 | 0 | 64 |
| 2878 | 6 | 0 | 6 |
| Providence Limited 1 | 0 | 0 | 0 |
| Providence Limited 2 | 1 | 0 | 1 |
| Providence Presidential | 500 | 1 | 501 |
| Total: Providence | 6,882 | 400 | 7,282 |
| Richmond | | | |
| 2901 | 739 | 32 | 771 |
| 2902 | 741 | 20 | 761 |
| Richmond Limited | 0 | 0 | 0 |
| Richmond Presidential | 23 | 0 | 23 |
| Total: Richmond | 1,503 | 52 | 1,555 |
| Scituate | | | |
| 3001 | 991 | 72 | 1,063 |
| 3002 | 841 | 47 | 888 |
| 3003 | 961 | 72 | 1,033 |
| Scituate Limited | 0 | 0 | 0 |
| Scituate Presidential | 33 | 1 | 34 |
| Total: Scituate | 2,826 | 192 | 3,018 |
| Smithfield | | | |
| 3101 | 681 | 56 | 737 |
| 3102 | 559 | 43 | 602 |
| 3103 | 746 | 37 | 783 |
| 3104 | 868 | 49 | 917 |
| 3105 | 747 | 74 | 821 |
| 3106 | 705 | 62 | 767 |
| Smithfield Limited | 0 | 0 | 0 |
| Smithfield Presidential | 54 | 0 | 54 |
| Total: Smithfield | 4,360 | 321 | 4,681 |
| South Kingstown | | | |
| 3201 | 242 | 13 | 255 |
| 3202 | 435 | 62 | 497 |
| 3203 | 503 | 50 | 553 |
| 3204 | 303 | 19 | 322 |
| 3205 | 417 | 24 | 441 |
| 3206 | 355 | 33 | 388 |

PRESIDENTIAL ELECTORS FOR

Candidate Name: Mitt ROMNEY

Party Code: REP

Year: 2012

| Municipality/Precinct | Polling Place | Mail Ballot | Number of Votes | |
|-------------------------------|------------------------------|--------------------|------------------------|-----|
| | 3207 | 567 | 34 | 601 |
| | 3208 | 741 | 57 | 798 |
| | 3209 | 302 | 27 | 329 |
| | 3210 | 431 | 38 | 469 |
| | South Kingstown Limited | 0 | 0 | 0 |
| | South Kingstown Presidential | 65 | 2 | 67 |
| Total: South Kingstown | 4,361 | 359 | 4,720 | |
| Tiverton | | | | |
| | 3301 | 525 | 67 | 592 |
| | 3302 | 535 | 25 | 560 |
| | 3303 | 252 | 23 | 275 |
| | 3304 | 434 | 24 | 458 |
| | 3305 | 74 | 3 | 77 |
| | 3306 | 542 | 24 | 566 |
| | 3307 | 443 | 58 | 501 |
| | Tiverton Limited | 0 | 0 | 0 |
| | Tiverton Presidential | 26 | 1 | 27 |
| Total: Tiverton | 2,831 | 225 | 3,056 | |
| Warren | | | | |
| | 3401 | 299 | 30 | 329 |
| | 3402 | 604 | 48 | 652 |
| | 3403 | 622 | 55 | 677 |
| | Warren Limited | 1 | 0 | 1 |
| | Warren Presidential | 29 | 0 | 29 |
| Total: Warren | 1,555 | 133 | 1,688 | |
| Warwick | | | | |
| | 3501 | 690 | 46 | 736 |
| | 3502 | 629 | 29 | 658 |
| | 3503 | 276 | 14 | 290 |
| | 3504 | 375 | 18 | 393 |
| | 3505 | 199 | 8 | 207 |
| | 3506 | 212 | 3 | 215 |
| | 3507 | 111 | 10 | 121 |
| | 3508 | 441 | 12 | 453 |
| | 3509 | 119 | 12 | 131 |
| | 3510 | 390 | 11 | 401 |
| | 3511 | 563 | 39 | 602 |
| | 3512 | 341 | 13 | 354 |
| | 3513 | 531 | 49 | 580 |
| | 3514 | 628 | 32 | 660 |
| | 3515 | 565 | 32 | 597 |
| | 3516 | 148 | 10 | 158 |
| | 3517 | 222 | 5 | 227 |
| | 3518 | 748 | 41 | 789 |
| | 3519 | 689 | 37 | 726 |
| | 3520 | 410 | 6 | 416 |
| | 3521 | 425 | 29 | 454 |

PRESIDENTIAL ELECTORS FOR

Candidate Name: Mitt ROMNEY

Party Code: REP

Year: 2012

| Municipality/Precinct | Polling Place | Mail Ballot | Number of Votes |
|------------------------------|----------------------|--------------------|------------------------|
| 3522 | 321 | 6 | 327 |
| 3523 | 642 | 26 | 668 |
| 3524 | 446 | 17 | 463 |
| 3525 | 463 | 26 | 489 |
| 3526 | 176 | 10 | 186 |
| 3527 | 478 | 13 | 491 |
| 3528 | 228 | 8 | 236 |
| 3529 | 492 | 39 | 531 |
| 3530 | 692 | 41 | 733 |
| 3531 | 1,003 | 74 | 1,077 |
| 3532 | 232 | 16 | 248 |
| 3533 | 256 | 18 | 274 |
| Warwick Limited | 0 | 0 | 0 |
| Warwick Presidential | 136 | 0 | 136 |
| Total: Warwick | 14,277 | 750 | 15,027 |
| West Greenwich | | | |
| 3701 | 497 | 29 | 526 |
| 3702 | 327 | 20 | 347 |
| 3703 | 342 | 18 | 360 |
| 3704 | 313 | 18 | 331 |
| West Greenwich Limited | 4 | 0 | 4 |
| West Greenwich Presidential | 22 | 0 | 22 |
| Total: West Greenwich | 1,505 | 85 | 1,590 |
| West Warwick | | | |
| 3801 | 370 | 24 | 394 |
| 3802 | 240 | 9 | 249 |
| 3803 | 167 | 12 | 179 |
| 3804 | 804 | 49 | 853 |
| 3805 | 232 | 16 | 248 |
| 3806 | 265 | 17 | 282 |
| 3807 | 535 | 39 | 574 |
| 3808 | 642 | 23 | 665 |
| 3809 | 488 | 19 | 507 |
| 3810 | 304 | 10 | 314 |
| West Warwick Limited | 29 | 0 | 29 |
| West Warwick Presidential | 37 | 1 | 38 |
| Total: West Warwick | 4,113 | 219 | 4,332 |
| Westerly | | | |
| 3601 | 283 | 35 | 318 |
| 3602 | 563 | 58 | 621 |
| 3603 | 587 | 74 | 661 |
| 3604 | 770 | 124 | 894 |
| 3605 | 710 | 74 | 784 |
| 3606 | 524 | 33 | 557 |
| 3607 | 442 | 36 | 478 |
| Westerly Limited | 2 | 0 | 2 |
| Westerly Presidential | 57 | 10 | 67 |

PRESIDENTIAL ELECTORS FOR

Candidate Name: Mitt ROMNEY **Party Code: REP** **Year: 2012**

| Municipality/Precinct | Polling Place | Mail Ballot | Number of Votes |
|---------------------------------------------------|----------------------|--------------------|------------------------|
| Total: Westerly | 3,938 | 444 | 4,382 |
| Woonsocket | | | |
| 3901 | 56 | 1 | 57 |
| 3902 | 156 | 7 | 163 |
| 3903 | 462 | 17 | 479 |
| 3904 | 212 | 10 | 222 |
| 3905 | 291 | 10 | 301 |
| 3906 | 319 | 10 | 329 |
| 3907 | 433 | 16 | 449 |
| 3908 | 485 | 18 | 503 |
| 3909 | 598 | 20 | 618 |
| 3910 | 534 | 27 | 561 |
| 3911 | 374 | 16 | 390 |
| Woonsocket Limited | 0 | 0 | 0 |
| Woonsocket Presidential | 41 | 1 | 42 |
| Total: Woonsocket | 3,961 | 153 | 4,114 |
| Statewide total for candidate: Mitt ROMNEY | 147,479 | 9,725 | 157,204 |

PRESIDENTIAL ELECTORS FOR

Candidate Name: Gary JOHNSON

Party Code: Lib

Year: 2012

| Municipality/Precinct | Polling Place | Mail Ballot | Number of Votes |
|------------------------------|----------------------|--------------------|------------------------|
| Barrington | | | |
| 0101 | 16 | 3 | 19 |
| 0102 | 8 | 0 | 8 |
| 0103 | 5 | 1 | 6 |
| 0104 | 24 | 0 | 24 |
| 0105 | 16 | 1 | 17 |
| Barrington Limited | 0 | 0 | 0 |
| Barrington Presidential | 2 | 0 | 2 |
| Total: Barrington | 71 | 5 | 76 |
| Bristol | | | |
| 0201 | 12 | 0 | 12 |
| 0202 | 4 | 0 | 4 |
| 0203 | 16 | 2 | 18 |
| 0204 | 14 | 0 | 14 |
| 0205 | 16 | 0 | 16 |
| 0206 | 12 | 0 | 12 |
| 0207 | 6 | 1 | 7 |
| 0208 | 10 | 0 | 10 |
| 0209 | 5 | 0 | 5 |
| Bristol Limited | 0 | 0 | 0 |
| Bristol Presidential | 7 | 0 | 7 |
| Total: Bristol | 102 | 3 | 105 |
| Burrillville | | | |
| 0301 | 20 | 0 | 20 |
| 0302 | 13 | 0 | 13 |
| 0303 | 13 | 1 | 14 |
| 0304 | 7 | 4 | 11 |
| 0305 | 7 | 0 | 7 |
| 0306 | 13 | 1 | 14 |
| Burrillville Limited | 0 | 0 | 0 |
| Burrillville Presidential | 2 | 0 | 2 |
| Total: Burrillville | 75 | 6 | 81 |
| Central Falls | | | |
| 0401 | 4 | 2 | 6 |
| 0402 | 1 | 0 | 1 |
| 0403 | 5 | 1 | 6 |
| 0404 | 5 | 0 | 5 |
| 0405 | 1 | 0 | 1 |
| 0406 | 4 | 0 | 4 |
| 0407 | 0 | 0 | 0 |
| 0408 | 1 | 0 | 1 |
| Central Falls Limited | 1 | 0 | 1 |
| Central Falls Presidential | 0 | 0 | 0 |
| Total: Central Falls | 22 | 3 | 25 |
| Charlestown | | | |

PRESIDENTIAL ELECTORS FOR

| Candidate Name: Gary JOHNSON | | Party Code: Lib | | Year: 2012 |
|-------------------------------------|----------------------|------------------------|------------------------|-------------------|
| Municipality/Precinct | Polling Place | Mail Ballot | Number of Votes | |
| 0501 | 16 | 0 | 16 | |
| 0502 | 16 | 2 | 18 | |
| 0503 | 5 | 2 | 7 | |
| 0504 | 7 | 0 | 7 | |
| Charlestown Limited | 0 | 0 | 0 | |
| Charlestown Presidential | 1 | 1 | 2 | |
| Total: Charlestown | 45 | 5 | 50 | |
| Coventry | | | | |
| 0601 | 19 | 0 | 19 | |
| 0602 | 5 | 0 | 5 | |
| 0603 | 18 | 0 | 18 | |
| 0604 | 16 | 0 | 16 | |
| 0605 | 11 | 0 | 11 | |
| 0606 | 8 | 1 | 9 | |
| 0607 | 15 | 0 | 15 | |
| 0608 | 15 | 0 | 15 | |
| 0609 | 19 | 0 | 19 | |
| 0610 | 6 | 0 | 6 | |
| 0611 | 10 | 2 | 12 | |
| 0612 | 16 | 0 | 16 | |
| 0613 | 18 | 0 | 18 | |
| 0614 | 1 | 0 | 1 | |
| 0615 | 13 | 0 | 13 | |
| 0616 | 17 | 1 | 18 | |
| 0617 | 14 | 1 | 15 | |
| 0618 | 5 | 0 | 5 | |
| Coventry Limited | 0 | 0 | 0 | |
| Coventry Presidential | 4 | 0 | 4 | |
| Total: Coventry | 230 | 5 | 235 | |
| Cranston | | | | |
| 0701 | 10 | 1 | 11 | |
| 0702 | 6 | 0 | 6 | |
| 0703 | 7 | 0 | 7 | |
| 0704 | 1 | 1 | 2 | |
| 0705 | 2 | 0 | 2 | |
| 0706 | 9 | 1 | 10 | |
| 0707 | 7 | 2 | 9 | |
| 0708 | 15 | 0 | 15 | |
| 0709 | 7 | 1 | 8 | |
| 0710 | 16 | 2 | 18 | |
| 0711 | 7 | 1 | 8 | |
| 0712 | 8 | 0 | 8 | |
| 0713 | 9 | 0 | 9 | |
| 0714 | 4 | 0 | 4 | |
| 0715 | 7 | 0 | 7 | |
| 0716 | 13 | 1 | 14 | |
| 0717 | 3 | 0 | 3 | |
| 0718 | 12 | 0 | 12 | |

PRESIDENTIAL ELECTORS FOR

Candidate Name: Gary JOHNSON

Party Code: Lib

Year: 2012

| Municipality/Precinct | Polling Place | Mail Ballot | Number of Votes |
|------------------------------|----------------------|--------------------|------------------------|
| 0719 | 9 | 0 | 9 |
| 0720 | 3 | 0 | 3 |
| 0721 | 14 | 1 | 15 |
| 0722 | 5 | 0 | 5 |
| 0723 | 15 | 1 | 16 |
| 0724 | 15 | 1 | 16 |
| 0725 | 14 | 0 | 14 |
| 0726 | 8 | 1 | 9 |
| 0727 | 5 | 0 | 5 |
| 0728 | 0 | 0 | 0 |
| 0730 | 9 | 0 | 9 |
| 0731 | 10 | 0 | 10 |
| Cranston Limited | 0 | 0 | 0 |
| Cranston Presidential | 0 | 0 | 0 |
| Total: Cranston | 250 | 14 | 264 |
| Cumberland | | | |
| 0801 | 6 | 1 | 7 |
| 0802 | 9 | 1 | 10 |
| 0803 | 20 | 0 | 20 |
| 0804 | 2 | 0 | 2 |
| 0805 | 21 | 1 | 22 |
| 0806 | 16 | 0 | 16 |
| 0807 | 13 | 1 | 14 |
| 0808 | 23 | 1 | 24 |
| 0809 | 6 | 1 | 7 |
| 0810 | 10 | 0 | 10 |
| 0811 | 6 | 2 | 8 |
| 0812 | 9 | 0 | 9 |
| Cumberland Limited | 0 | 0 | 0 |
| Cumberland Presidential | 1 | 1 | 2 |
| Total: Cumberland | 142 | 9 | 151 |
| East Greenwich | | | |
| 0901 | 1 | 0 | 1 |
| 0902 | 15 | 1 | 16 |
| 0903 | 12 | 0 | 12 |
| 0904 | 14 | 0 | 14 |
| 0905 | 12 | 2 | 14 |
| East Greenwich Limited | 0 | 0 | 0 |
| East Greenwich Presidential | 1 | 0 | 1 |
| Total: East Greenwich | 55 | 3 | 58 |
| East Providence | | | |
| 1001 | 18 | 0 | 18 |
| 1002 | 8 | 0 | 8 |
| 1003 | 5 | 0 | 5 |
| 1004 | 14 | 1 | 15 |
| 1005 | 11 | 0 | 11 |
| 1006 | 1 | 0 | 1 |

PRESIDENTIAL ELECTORS FOR

Candidate Name: Gary JOHNSON

Party Code: Lib

Year: 2012

| Municipality/Precinct | Polling Place | Mail Ballot | Number of Votes |
|--------------------------------|----------------------|--------------------|------------------------|
| 1007 | 0 | 0 | 0 |
| 1008 | 14 | 0 | 14 |
| 1009 | 7 | 1 | 8 |
| 1010 | 14 | 0 | 14 |
| 1011 | 17 | 0 | 17 |
| 1012 | 9 | 1 | 10 |
| 1013 | 13 | 0 | 13 |
| 1014 | 18 | 5 | 23 |
| 1015 | 6 | 0 | 6 |
| 1016 | 12 | 1 | 13 |
| 1017 | 19 | 1 | 20 |
| East Providence Limited | 0 | 0 | 0 |
| East Providence Presidential | 0 | 0 | 0 |
| Total: East Providence | 186 | 10 | 196 |
| Exeter | | | |
| 1101 | 11 | 0 | 11 |
| 1102 | 17 | 0 | 17 |
| 1103 | 20 | 0 | 20 |
| Exeter Limited | 0 | 0 | 0 |
| Exeter Presidential | 6 | 0 | 6 |
| Total: Exeter | 54 | 0 | 54 |
| Federal District | | | |
| Federal District 1 | 0 | 6 | 6 |
| Federal District 2 | 0 | 0 | 0 |
| Total: Federal District | 066 | | |
| Foster | | | |
| 1201 | 21 | 0 | 21 |
| 1202 | 14 | 1 | 15 |
| Foster Limited | 0 | 0 | 0 |
| Foster Presidential | 0 | 0 | 0 |
| Total: Foster | 35 | 1 | 36 |
| Glocester | | | |
| 1301 | 18 | 0 | 18 |
| 1302 | 18 | 0 | 18 |
| 1303 | 5 | 0 | 5 |
| 1304 | 8 | 0 | 8 |
| Glocester Limited | 0 | 0 | 0 |
| Glocester Presidential | 0 | 0 | 0 |
| Total: Glocester | 49 | 0 | 49 |
| Hopkinton | | | |
| 1401 | 18 | 0 | 18 |
| 1402 | 28 | 3 | 31 |
| 1403 | 9 | 1 | 10 |
| Hopkinton Limited | 0 | 0 | 0 |

PRESIDENTIAL ELECTORS FOR

Candidate Name: Gary JOHNSON

Party Code: Lib

Year: 2012

| Municipality/Precinct | Polling Place | Mail Ballot | Number of Votes |
|------------------------------|----------------------|--------------------|------------------------|
| Hopkinton Presidential | 2 | 0 | 2 |
| Total: Hopkinton | 57 | 4 | 61 |
| Jamestown | | | |
| 1501 | 17 | 0 | 17 |
| 1502 | 18 | 2 | 20 |
| Jamestown Limited | 0 | 0 | 0 |
| Jamestown Presidential | 1 | 0 | 1 |
| Total: Jamestown | 36 | 2 | 38 |
| Johnston | | | |
| 1601 | 18 | 0 | 18 |
| 1602 | 5 | 1 | 6 |
| 1603 | 6 | 0 | 6 |
| 1604 | 9 | 1 | 10 |
| 1605 | 6 | 1 | 7 |
| 1606 | 1 | 0 | 1 |
| 1607 | 0 | 0 | 0 |
| 1608 | 12 | 0 | 12 |
| 1609 | 6 | 0 | 6 |
| 1610 | 10 | 0 | 10 |
| 1611 | 9 | 1 | 10 |
| 1612 | 7 | 0 | 7 |
| 1613 | 10 | 0 | 10 |
| Johnston Limited | 0 | 0 | 0 |
| Johnston Presidential | 2 | 0 | 2 |
| Total: Johnston | 101 | 4 | 105 |
| Lincoln | | | |
| 1701 | 14 | 0 | 14 |
| 1702 | 4 | 1 | 5 |
| 1703 | 14 | 0 | 14 |
| 1704 | 4 | 2 | 6 |
| 1705 | 4 | 0 | 4 |
| 1706 | 2 | 1 | 3 |
| 1707 | 2 | 0 | 2 |
| 1708 | 20 | 0 | 20 |
| 1709 | 6 | 0 | 6 |
| 1710 | 3 | 0 | 3 |
| 1711 | 3 | 0 | 3 |
| Lincoln Limited | 0 | 0 | 0 |
| Lincoln Presidential | 1 | 0 | 1 |
| Total: Lincoln | 77 | 4 | 81 |
| Little Compton | | | |
| 1801 | 24 | 2 | 26 |
| Little Compton Limited | 0 | 0 | 0 |
| Little Compton Presidential | 0 | 0 | 0 |
| Total: Little Compton | 24 | 2 | 26 |

PRESIDENTIAL ELECTORS FOR

Candidate Name: Gary JOHNSON

Party Code: Lib

Year: 2012

| Municipality/Precinct | Polling Place | Mail Ballot | Number of Votes |
|------------------------------|----------------------|--------------------|------------------------|
| Middletown | | | |
| 1901 | 10 | 0 | 10 |
| 1902 | 3 | 1 | 4 |
| 1903 | 15 | 0 | 15 |
| 1904 | 27 | 0 | 27 |
| 1905 | 13 | 1 | 14 |
| Middletown Limited | 0 | 0 | 0 |
| Middletown Presidential | 2 | 0 | 2 |
| Total: Middletown | 70 | 2 | 72 |
| Narragansett | | | |
| 2001 | 1 | 0 | 1 |
| 2002 | 29 | 0 | 29 |
| 2003 | 27 | 1 | 28 |
| 2004 | 11 | 2 | 13 |
| 2005 | 17 | 0 | 17 |
| Narragansett Limited | 0 | 0 | 0 |
| Narragansett Presidential | 3 | 0 | 3 |
| Total: Narragansett | 88 | 3 | 91 |
| New Shoreham | | | |
| 2201 | 11 | 4 | 15 |
| New Shoreham Limited | 0 | 0 | 0 |
| New Shoreham Presidential | 0 | 0 | 0 |
| Total: New Shoreham | 11 | 4 | 15 |
| Newport | | | |
| 2101 | 7 | 0 | 7 |
| 2102 | 18 | 0 | 18 |
| 2103 | 5 | 0 | 5 |
| 2104 | 3 | 0 | 3 |
| 2105 | 17 | 3 | 20 |
| 2106 | 10 | 1 | 11 |
| 2107 | 22 | 4 | 26 |
| Newport Limited | 0 | 0 | 0 |
| Newport Presidential | 4 | 0 | 4 |
| Total: Newport | 86 | 8 | 94 |
| North Kingstown | | | |
| 2301 | 16 | 1 | 17 |
| 2302 | 19 | 2 | 21 |
| 2303 | 19 | 1 | 20 |
| 2304 | 27 | 2 | 29 |
| 2305 | 11 | 1 | 12 |
| 2306 | 11 | 2 | 13 |
| 2307 | 24 | 6 | 30 |
| 2308 | 24 | 2 | 26 |
| 2309 | 24 | 0 | 24 |
| North Kingstown Limited | 0 | 0 | 0 |

PRESIDENTIAL ELECTORS FOR

Candidate Name: Gary JOHNSON

Party Code: Lib

Year: 2012

| Municipality/Precinct | Polling Place | Mail Ballot | Number of Votes |
|--------------------------------|----------------------|--------------------|------------------------|
| North Kingstown Presidential | 1 | 2 | 3 |
| Total: North Kingstown | 176 | 19 | 195 |
| North Providence | | | |
| 2401 | 4 | 0 | 4 |
| 2402 | 10 | 1 | 11 |
| 2403 | 16 | 0 | 16 |
| 2404 | 8 | 0 | 8 |
| 2405 | 13 | 1 | 14 |
| 2406 | 7 | 0 | 7 |
| 2407 | 12 | 0 | 12 |
| 2408 | 9 | 0 | 9 |
| 2409 | 4 | 0 | 4 |
| 2410 | 9 | 1 | 10 |
| 2411 | 10 | 0 | 10 |
| 2412 | 11 | 0 | 11 |
| 2413 | 5 | 0 | 5 |
| 2414 | 11 | 0 | 11 |
| 2415 | 2 | 0 | 2 |
| 2416 | 7 | 0 | 7 |
| North Providence Limited | 0 | 0 | 0 |
| North Providence Presidential | 3 | 0 | 3 |
| Total: North Providence | 141 | 3 | 144 |
| North Smithfield | | | |
| 2501 | 14 | 0 | 14 |
| 2502 | 22 | 0 | 22 |
| 2503 | 13 | 1 | 14 |
| 2504 | 15 | 1 | 16 |
| 2505 | 6 | 0 | 6 |
| North Smithfield Limited | 0 | 0 | 0 |
| North Smithfield Presidential | 1 | 0 | 1 |
| Total: North Smithfield | 71 | 2 | 73 |
| Pawtucket | | | |
| 2601 | 2 | 0 | 2 |
| 2602 | 3 | 1 | 4 |
| 2603 | 11 | 1 | 12 |
| 2604 | 10 | 0 | 10 |
| 2605 | 1 | 0 | 1 |
| 2606 | 0 | 0 | 0 |
| 2607 | 11 | 0 | 11 |
| 2608 | 12 | 0 | 12 |
| 2609 | 0 | 1 | 1 |
| 2610 | 0 | 0 | 0 |
| 2611 | 1 | 2 | 3 |
| 2612 | 13 | 0 | 13 |
| 2613 | 12 | 1 | 13 |
| 2614 | 4 | 0 | 4 |
| 2615 | 5 | 0 | 5 |

PRESIDENTIAL ELECTORS FOR

Candidate Name: Gary JOHNSON

Party Code: Lib

Year: 2012

| Municipality/Precinct | Polling Place | Mail Ballot | Number of Votes |
|------------------------------|----------------------|--------------------|------------------------|
| 2616 | 0 | 0 | 0 |
| 2617 | 2 | 0 | 2 |
| 2618 | 23 | 0 | 23 |
| 2619 | 12 | 0 | 12 |
| 2620 | 19 | 0 | 19 |
| 2621 | 5 | 0 | 5 |
| 2622 | 4 | 0 | 4 |
| 2623 | 6 | 0 | 6 |
| 2624 | 5 | 0 | 5 |
| 2625 | 0 | 0 | 0 |
| 2626 | 2 | 0 | 2 |
| 2627 | 3 | 0 | 3 |
| 2628 | 12 | 2 | 14 |
| 2629 | 15 | 1 | 16 |
| 2630 | 0 | 0 | 0 |
| Pawtucket Limited | 0 | 0 | 0 |
| Pawtucket Presidential | 2 | 0 | 2 |
| Total: Pawtucket | 195 | 9 | 204 |
| Portsmouth | | | |
| 2701 | 3 | 0 | 3 |
| 2702 | 3 | 0 | 3 |
| 2703 | 19 | 3 | 22 |
| 2704 | 9 | 1 | 10 |
| 2705 | 3 | 0 | 3 |
| 2706 | 6 | 0 | 6 |
| 2707 | 15 | 2 | 17 |
| 2708 | 13 | 0 | 13 |
| Portsmouth Limited | 1 | 0 | 1 |
| Portsmouth Presidential | 2 | 0 | 2 |
| Total: Portsmouth | 74 | 6 | 80 |
| Providence | | | |
| 2801 | 0 | 0 | 0 |
| 2802 | 1 | 0 | 1 |
| 2803 | 15 | 1 | 16 |
| 2804 | 10 | 0 | 10 |
| 2805 | 18 | 1 | 19 |
| 2806 | 2 | 0 | 2 |
| 2807 | 0 | 0 | 0 |
| 2808 | 12 | 0 | 12 |
| 2809 | 13 | 0 | 13 |
| 2810 | 1 | 0 | 1 |
| 2811 | 6 | 0 | 6 |
| 2812 | 1 | 0 | 1 |
| 2813 | 2 | 0 | 2 |
| 2814 | 3 | 0 | 3 |
| 2815 | 2 | 0 | 2 |
| 2816 | 21 | 1 | 22 |
| 2817 | 17 | 0 | 17 |

PRESIDENTIAL ELECTORS FOR

Candidate Name: Gary JOHNSON

Party Code: Lib

Year: 2012

| Municipality/Precinct | Polling Place | Mail Ballot | Number of Votes |
|------------------------------|----------------------|--------------------|------------------------|
| 2818 | 11 | 2 | 13 |
| 2819 | 5 | 0 | 5 |
| 2820 | 0 | 1 | 1 |
| 2821 | 6 | 1 | 7 |
| 2822 | 2 | 0 | 2 |
| 2823 | 2 | 0 | 2 |
| 2824 | 5 | 0 | 5 |
| 2825 | 1 | 0 | 1 |
| 2826 | 8 | 0 | 8 |
| 2827 | 2 | 0 | 2 |
| 2828 | 7 | 0 | 7 |
| 2829 | 5 | 0 | 5 |
| 2830 | 0 | 0 | 0 |
| 2831 | 1 | 0 | 1 |
| 2832 | 2 | 0 | 2 |
| 2833 | 0 | 0 | 0 |
| 2834 | 1 | 0 | 1 |
| 2835 | 1 | 0 | 1 |
| 2836 | 0 | 0 | 0 |
| 2837 | 6 | 2 | 8 |
| 2838 | 1 | 2 | 3 |
| 2839 | 5 | 0 | 5 |
| 2840 | 0 | 0 | 0 |
| 2841 | 1 | 0 | 1 |
| 2842 | 0 | 0 | 0 |
| 2843 | 2 | 0 | 2 |
| 2844 | 7 | 0 | 7 |
| 2845 | 7 | 0 | 7 |
| 2846 | 3 | 0 | 3 |
| 2847 | 2 | 0 | 2 |
| 2848 | 0 | 0 | 0 |
| 2849 | 9 | 0 | 9 |
| 2850 | 0 | 0 | 0 |
| 2851 | 3 | 1 | 4 |
| 2852 | 0 | 0 | 0 |
| 2853 | 0 | 1 | 1 |
| 2854 | 17 | 0 | 17 |
| 2855 | 14 | 1 | 15 |
| 2856 | 0 | 0 | 0 |
| 2857 | 1 | 0 | 1 |
| 2858 | 0 | 0 | 0 |
| 2859 | 0 | 0 | 0 |
| 2860 | 0 | 0 | 0 |
| 2861 | 12 | 1 | 13 |
| 2862 | 12 | 1 | 13 |
| 2863 | 7 | 0 | 7 |
| 2864 | 2 | 0 | 2 |
| 2865 | 0 | 0 | 0 |
| 2866 | 3 | 1 | 4 |
| 2867 | 0 | 0 | 0 |

PRESIDENTIAL ELECTORS FOR

Candidate Name: Gary JOHNSON

Party Code: Lib

Year: 2012

| Municipality/Precinct | Polling Place | Mail Ballot | Number of Votes |
|------------------------------|----------------------|--------------------|------------------------|
| 2868 | 1 | 0 | 1 |
| 2869 | 0 | 0 | 0 |
| 2870 | 0 | 1 | 1 |
| 2871 | 0 | 0 | 0 |
| 2872 | 0 | 0 | 0 |
| 2873 | 0 | 0 | 0 |
| 2874 | 4 | 0 | 4 |
| 2875 | 1 | 0 | 1 |
| 2876 | 3 | 0 | 3 |
| 2877 | 5 | 0 | 5 |
| 2878 | 2 | 0 | 2 |
| Providence Limited 1 | 0 | 0 | 0 |
| Providence Limited 2 | 0 | 0 | 0 |
| Providence Presidential | 35 | 0 | 35 |
| Total: Providence | 348 | 18 | 366 |
| Richmond | | | |
| 2901 | 37 | 1 | 38 |
| 2902 | 35 | 0 | 35 |
| Richmond Limited | 0 | 0 | 0 |
| Richmond Presidential | 0 | 0 | 0 |
| Total: Richmond | 72 | 1 | 73 |
| Scituate | | | |
| 3001 | 14 | 0 | 14 |
| 3002 | 16 | 0 | 16 |
| 3003 | 25 | 0 | 25 |
| Scituate Limited | 0 | 0 | 0 |
| Scituate Presidential | 1 | 0 | 1 |
| Total: Scituate | 56 | 0 | 56 |
| Smithfield | | | |
| 3101 | 11 | 1 | 12 |
| 3102 | 17 | 1 | 18 |
| 3103 | 11 | 0 | 11 |
| 3104 | 20 | 3 | 23 |
| 3105 | 19 | 0 | 19 |
| 3106 | 15 | 2 | 17 |
| Smithfield Limited | 0 | 0 | 0 |
| Smithfield Presidential | 1 | 0 | 1 |
| Total: Smithfield | 94 | 7 | 101 |
| South Kingstown | | | |
| 3201 | 10 | 0 | 10 |
| 3202 | 13 | 1 | 14 |
| 3203 | 17 | 0 | 17 |
| 3204 | 25 | 1 | 26 |
| 3205 | 24 | 0 | 24 |
| 3206 | 20 | 2 | 22 |

PRESIDENTIAL ELECTORS FOR

Candidate Name: Gary JOHNSON

Party Code: Lib

Year: 2012

| Municipality/Precinct | Polling Place | Mail Ballot | Number of Votes |
|-------------------------------|------------------------------|--------------------|------------------------|
| | 3207 | 26 | 1 27 |
| | 3208 | 13 | 0 13 |
| | 3209 | 11 | 0 11 |
| | 3210 | 13 | 0 13 |
| | South Kingstown Limited | 0 | 0 0 |
| | South Kingstown Presidential | 2 | 0 2 |
| Total: South Kingstown | 174 | 5 | 179 |
| Tiverton | | | |
| | 3301 | 10 | 0 10 |
| | 3302 | 11 | 0 11 |
| | 3303 | 10 | 0 10 |
| | 3304 | 8 | 0 8 |
| | 3305 | 5 | 0 5 |
| | 3306 | 17 | 0 17 |
| | 3307 | 7 | 1 8 |
| | Tiverton Limited | 0 | 0 0 |
| | Tiverton Presidential | 1 | 0 1 |
| Total: Tiverton | 69 | 1 | 70 |
| Warren | | | |
| | 3401 | 14 | 0 14 |
| | 3402 | 13 | 2 15 |
| | 3403 | 15 | 2 17 |
| | Warren Limited | 0 | 0 0 |
| | Warren Presidential | 1 | 0 1 |
| Total: Warren | 43 | 4 | 47 |
| Warwick | | | |
| | 3501 | 8 | 0 8 |
| | 3502 | 16 | 0 16 |
| | 3503 | 7 | 0 7 |
| | 3504 | 23 | 0 23 |
| | 3505 | 11 | 0 11 |
| | 3506 | 15 | 0 15 |
| | 3507 | 4 | 0 4 |
| | 3508 | 19 | 0 19 |
| | 3509 | 2 | 0 2 |
| | 3510 | 8 | 0 8 |
| | 3511 | 18 | 0 18 |
| | 3512 | 15 | 0 15 |
| | 3513 | 21 | 0 21 |
| | 3514 | 26 | 0 26 |
| | 3515 | 21 | 3 24 |
| | 3516 | 3 | 0 3 |
| | 3517 | 6 | 1 7 |
| | 3518 | 14 | 1 15 |
| | 3519 | 20 | 1 21 |
| | 3520 | 24 | 1 25 |
| | 3521 | 16 | 1 17 |

PRESIDENTIAL ELECTORS FOR

Candidate Name: Gary JOHNSON

Party Code: Lib

Year: 2012

| Municipality/Precinct | Polling Place | Mail Ballot | Number of Votes |
|------------------------------|----------------------|--------------------|------------------------|
| 3522 | 17 | 0 | 17 |
| 3523 | 17 | 0 | 17 |
| 3524 | 17 | 0 | 17 |
| 3525 | 10 | 0 | 10 |
| 3526 | 3 | 0 | 3 |
| 3527 | 24 | 0 | 24 |
| 3528 | 4 | 0 | 4 |
| 3529 | 10 | 0 | 10 |
| 3530 | 14 | 1 | 15 |
| 3531 | 16 | 1 | 17 |
| 3532 | 5 | 0 | 5 |
| 3533 | 4 | 0 | 4 |
| Warwick Limited | 0 | 0 | 0 |
| Warwick Presidential | 4 | 0 | 4 |
| Total: Warwick | 442 | 10 | 452 |
| West Greenwich | | | |
| 3701 | 8 | 2 | 10 |
| 3702 | 6 | 0 | 6 |
| 3703 | 8 | 1 | 9 |
| 3704 | 6 | 1 | 7 |
| West Greenwich Limited | 0 | 0 | 0 |
| West Greenwich Presidential | 3 | 0 | 3 |
| Total: West Greenwich | 31 | 4 | 35 |
| West Warwick | | | |
| 3801 | 16 | 0 | 16 |
| 3802 | 14 | 0 | 14 |
| 3803 | 4 | 0 | 4 |
| 3804 | 22 | 0 | 22 |
| 3805 | 2 | 0 | 2 |
| 3806 | 6 | 1 | 7 |
| 3807 | 19 | 1 | 20 |
| 3808 | 19 | 1 | 20 |
| 3809 | 11 | 0 | 11 |
| 3810 | 6 | 1 | 7 |
| West Warwick Limited | 0 | 0 | 0 |
| West Warwick Presidential | 5 | 0 | 5 |
| Total: West Warwick | 124 | 4 | 128 |
| Westerly | | | |
| 3601 | 8 | 0 | 8 |
| 3602 | 12 | 0 | 12 |
| 3603 | 9 | 1 | 10 |
| 3604 | 9 | 1 | 10 |
| 3605 | 13 | 0 | 13 |
| 3606 | 15 | 0 | 15 |
| 3607 | 8 | 0 | 8 |
| Westerly Limited | 0 | 0 | 0 |
| Westerly Presidential | 3 | 0 | 3 |

PRESIDENTIAL ELECTORS FOR

Candidate Name: Gary JOHNSON **Party Code: Lib** **Year: 2012**

| Municipality/Precinct | Polling Place | Mail Ballot | Number of Votes |
|----------------------------------------------------|----------------------|--------------------|------------------------|
| Total: Westerly | 77 | 2 | 79 |
| Woonsocket | | | |
| 3901 | 2 | 0 | 2 |
| 3902 | 2 | 0 | 2 |
| 3903 | 31 | 0 | 31 |
| 3904 | 12 | 1 | 13 |
| 3905 | 10 | 0 | 10 |
| 3906 | 12 | 1 | 13 |
| 3907 | 7 | 2 | 9 |
| 3908 | 6 | 0 | 6 |
| 3909 | 8 | 1 | 9 |
| 3910 | 19 | 1 | 20 |
| 3911 | 17 | 1 | 18 |
| Woonsocket Limited | 0 | 0 | 0 |
| Woonsocket Presidential | 4 | 0 | 4 |
| Total: Woonsocket | 130 | 7 | 137 |
| Statewide total for candidate: Gary JOHNSON | 4,183 | 205 | 4,388 |

PRESIDENTIAL ELECTORS FOR

Candidate Name: Jill STEIN

Party Code: GRN

Year: 2012

| Municipality/Precinct | Polling Place | Mail Ballot | Number of Votes |
|------------------------------|----------------------|--------------------|------------------------|
| Barrington | | | |
| 0101 | 7 | 3 | 10 |
| 0102 | 11 | 0 | 11 |
| 0103 | 5 | 0 | 5 |
| 0104 | 16 | 5 | 21 |
| 0105 | 6 | 3 | 9 |
| Barrington Limited | 0 | 0 | 0 |
| Barrington Presidential | 0 | 0 | 0 |
| Total: Barrington | 45 | 11 | 56 |
| Bristol | | | |
| 0201 | 7 | 0 | 7 |
| 0202 | 7 | 0 | 7 |
| 0203 | 12 | 0 | 12 |
| 0204 | 4 | 1 | 5 |
| 0205 | 4 | 1 | 5 |
| 0206 | 5 | 0 | 5 |
| 0207 | 4 | 0 | 4 |
| 0208 | 2 | 0 | 2 |
| 0209 | 1 | 0 | 1 |
| Bristol Limited | 0 | 0 | 0 |
| Bristol Presidential | 3 | 0 | 3 |
| Total: Bristol | 49 | 2 | 51 |
| Burrillville | | | |
| 0301 | 7 | 1 | 8 |
| 0302 | 4 | 0 | 4 |
| 0303 | 9 | 0 | 9 |
| 0304 | 5 | 0 | 5 |
| 0305 | 11 | 0 | 11 |
| 0306 | 6 | 0 | 6 |
| Burrillville Limited | 0 | 0 | 0 |
| Burrillville Presidential | 0 | 0 | 0 |
| Total: Burrillville | 42 | 1 | 43 |
| Central Falls | | | |
| 0401 | 3 | 0 | 3 |
| 0402 | 4 | 0 | 4 |
| 0403 | 1 | 0 | 1 |
| 0404 | 1 | 0 | 1 |
| 0405 | 0 | 0 | 0 |
| 0406 | 0 | 1 | 1 |
| 0407 | 0 | 0 | 0 |
| 0408 | 1 | 0 | 1 |
| Central Falls Limited | 0 | 0 | 0 |
| Central Falls Presidential | 0 | 0 | 0 |
| Total: Central Falls | 10 | 1 | 11 |
| Charlestown | | | |

PRESIDENTIAL ELECTORS FOR

Candidate Name: Jill STEIN

Party Code: GRN

Year: 2012

| Municipality/Precinct | Polling Place | Mail Ballot | Number of Votes |
|------------------------------|----------------------|--------------------|------------------------|
| 0501 | 3 | 1 | 4 |
| 0502 | 15 | 1 | 16 |
| 0503 | 7 | 0 | 7 |
| 0504 | 3 | 0 | 3 |
| Charlestown Limited | 1 | 0 | 1 |
| Charlestown Presidential | 0 | 0 | 0 |
| Total: Charlestown | 29 | 2 | 31 |

Coventry

| | | | |
|------------------------|-----------|----------|-----------|
| 0601 | 6 | 1 | 7 |
| 0602 | 1 | 0 | 1 |
| 0603 | 3 | 0 | 3 |
| 0604 | 3 | 0 | 3 |
| 0605 | 4 | 0 | 4 |
| 0606 | 8 | 0 | 8 |
| 0607 | 5 | 0 | 5 |
| 0608 | 6 | 0 | 6 |
| 0609 | 6 | 0 | 6 |
| 0610 | 4 | 0 | 4 |
| 0611 | 4 | 0 | 4 |
| 0612 | 4 | 0 | 4 |
| 0613 | 3 | 1 | 4 |
| 0614 | 1 | 0 | 1 |
| 0615 | 1 | 0 | 1 |
| 0616 | 10 | 0 | 10 |
| 0617 | 8 | 0 | 8 |
| 0618 | 1 | 0 | 1 |
| Coventry Limited | 0 | 0 | 0 |
| Coventry Presidential | 0 | 0 | 0 |
| Total: Coventry | 78 | 2 | 80 |

Cranston

| | | | |
|------|---|---|---|
| 0701 | 3 | 1 | 4 |
| 0702 | 4 | 0 | 4 |
| 0703 | 5 | 0 | 5 |
| 0704 | 2 | 0 | 2 |
| 0705 | 2 | 0 | 2 |
| 0706 | 2 | 0 | 2 |
| 0707 | 6 | 1 | 7 |
| 0708 | 8 | 0 | 8 |
| 0709 | 6 | 0 | 6 |
| 0710 | 5 | 0 | 5 |
| 0711 | 4 | 0 | 4 |
| 0712 | 1 | 0 | 1 |
| 0713 | 7 | 0 | 7 |
| 0714 | 0 | 0 | 0 |
| 0715 | 4 | 0 | 4 |
| 0716 | 5 | 0 | 5 |
| 0717 | 3 | 1 | 4 |
| 0718 | 3 | 0 | 3 |

PRESIDENTIAL ELECTORS FOR

Candidate Name: Jill STEIN

Party Code: GRN

Year: 2012

| Municipality/Precinct | Polling Place | Mail Ballot | Number of Votes |
|------------------------------|----------------------|--------------------|------------------------|
| 0719 | 2 | 0 | 2 |
| 0720 | 1 | 0 | 1 |
| 0721 | 4 | 2 | 6 |
| 0722 | 5 | 0 | 5 |
| 0723 | 13 | 1 | 14 |
| 0724 | 12 | 1 | 13 |
| 0725 | 10 | 0 | 10 |
| 0726 | 7 | 1 | 8 |
| 0727 | 6 | 2 | 8 |
| 0728 | 0 | 1 | 1 |
| 0730 | 5 | 1 | 6 |
| 0731 | 8 | 0 | 8 |
| Cranston Limited | 0 | 0 | 0 |
| Cranston Presidential | 0 | 0 | 0 |
| Total: Cranston | 143 | 12 | 155 |
| Cumberland | | | |
| 0801 | 6 | 0 | 6 |
| 0802 | 4 | 0 | 4 |
| 0803 | 3 | 1 | 4 |
| 0804 | 2 | 0 | 2 |
| 0805 | 9 | 1 | 10 |
| 0806 | 4 | 1 | 5 |
| 0807 | 3 | 0 | 3 |
| 0808 | 6 | 1 | 7 |
| 0809 | 3 | 0 | 3 |
| 0810 | 5 | 0 | 5 |
| 0811 | 4 | 2 | 6 |
| 0812 | 2 | 1 | 3 |
| Cumberland Limited | 0 | 0 | 0 |
| Cumberland Presidential | 1 | 0 | 1 |
| Total: Cumberland | 52 | 7 | 59 |
| East Greenwich | | | |
| 0901 | 2 | 0 | 2 |
| 0902 | 5 | 0 | 5 |
| 0903 | 11 | 0 | 11 |
| 0904 | 9 | 2 | 11 |
| 0905 | 8 | 0 | 8 |
| East Greenwich Limited | 0 | 0 | 0 |
| East Greenwich Presidential | 1 | 0 | 1 |
| Total: East Greenwich | 36 | 2 | 38 |
| East Providence | | | |
| 1001 | 9 | 2 | 11 |
| 1002 | 4 | 0 | 4 |
| 1003 | 3 | 1 | 4 |
| 1004 | 6 | 0 | 6 |
| 1005 | 7 | 2 | 9 |
| 1006 | 0 | 0 | 0 |

PRESIDENTIAL ELECTORS FOR

Candidate Name: Jill STEIN

Party Code: GRN

Year: 2012

| Municipality/Precinct | Polling Place | Mail Ballot | Number of Votes |
|--------------------------------|------------------------------|--------------------|------------------------|
| | 1007 | 0 | 0 |
| | 1008 | 3 | 4 |
| | 1009 | 5 | 5 |
| | 1010 | 8 | 8 |
| | 1011 | 6 | 6 |
| | 1012 | 7 | 8 |
| | 1013 | 8 | 8 |
| | 1014 | 5 | 5 |
| | 1015 | 4 | 4 |
| | 1016 | 8 | 8 |
| | 1017 | 9 | 9 |
| | East Providence Limited | 0 | 0 |
| | East Providence Presidential | 0 | 0 |
| Total: East Providence | 92 | 7 | 99 |
| Exeter | | | |
| | 1101 | 4 | 4 |
| | 1102 | 3 | 3 |
| | 1103 | 8 | 8 |
| | Exeter Limited | 0 | 0 |
| | Exeter Presidential | 0 | 0 |
| Total: Exeter | 15 | 0 | 15 |
| Federal District | | | |
| | Federal District 1 | 0 | 1 |
| | Federal District 2 | 0 | 1 |
| Total: Federal District | 022 | | |
| Foster | | | |
| | 1201 | 14 | 14 |
| | 1202 | 10 | 10 |
| | Foster Limited | 0 | 0 |
| | Foster Presidential | 0 | 0 |
| Total: Foster | 24 | 0 | 24 |
| Glocester | | | |
| | 1301 | 6 | 6 |
| | 1302 | 12 | 12 |
| | 1303 | 0 | 0 |
| | 1304 | 4 | 4 |
| | Glocester Limited | 0 | 0 |
| | Glocester Presidential | 0 | 0 |
| Total: Glocester | 22 | 0 | 22 |
| Hopkinton | | | |
| | 1401 | 7 | 7 |
| | 1402 | 10 | 11 |
| | 1403 | 2 | 4 |
| | Hopkinton Limited | 0 | 0 |

PRESIDENTIAL ELECTORS FOR

Candidate Name: Jill STEIN

Party Code: GRN

Year: 2012

| Municipality/Precinct | Polling Place | Mail Ballot | Number of Votes |
|------------------------------|----------------------|--------------------|------------------------|
| Hopkinton Presidential | 2 | 0 | 2 |
| Total: Hopkinton | 21 | 3 | 24 |
| Jamestown | | | |
| 1501 | 14 | 3 | 17 |
| 1502 | 14 | 1 | 15 |
| Jamestown Limited | 0 | 0 | 0 |
| Jamestown Presidential | 0 | 0 | 0 |
| Total: Jamestown | 28 | 4 | 32 |
| Johnston | | | |
| 1601 | 4 | 0 | 4 |
| 1602 | 2 | 0 | 2 |
| 1603 | 5 | 0 | 5 |
| 1604 | 3 | 0 | 3 |
| 1605 | 3 | 0 | 3 |
| 1606 | 0 | 0 | 0 |
| 1607 | 0 | 0 | 0 |
| 1608 | 3 | 0 | 3 |
| 1609 | 5 | 0 | 5 |
| 1610 | 5 | 0 | 5 |
| 1611 | 4 | 0 | 4 |
| 1612 | 1 | 0 | 1 |
| 1613 | 7 | 0 | 7 |
| Johnston Limited | 0 | 0 | 0 |
| Johnston Presidential | 0 | 0 | 0 |
| Total: Johnston | 42 | 0 | 42 |
| Lincoln | | | |
| 1701 | 5 | 0 | 5 |
| 1702 | 2 | 1 | 3 |
| 1703 | 12 | 0 | 12 |
| 1704 | 7 | 2 | 9 |
| 1705 | 0 | 0 | 0 |
| 1706 | 1 | 0 | 1 |
| 1707 | 0 | 0 | 0 |
| 1708 | 5 | 1 | 6 |
| 1709 | 2 | 0 | 2 |
| 1710 | 0 | 0 | 0 |
| 1711 | 1 | 0 | 1 |
| Lincoln Limited | 0 | 0 | 0 |
| Lincoln Presidential | 1 | 0 | 1 |
| Total: Lincoln | 36 | 4 | 40 |
| Little Compton | | | |
| 1801 | 11 | 2 | 13 |
| Little Compton Limited | 0 | 0 | 0 |
| Little Compton Presidential | 0 | 0 | 0 |
| Total: Little Compton | 11 | 2 | 13 |

PRESIDENTIAL ELECTORS FOR

Candidate Name: Jill STEIN

Party Code: GRN

Year: 2012

| Municipality/Precinct | Polling Place | Mail Ballot | Number of Votes |
|------------------------------|----------------------|--------------------|------------------------|
| Middletown | | | |
| 1901 | 3 | 0 | 3 |
| 1902 | 9 | 1 | 10 |
| 1903 | 3 | 0 | 3 |
| 1904 | 2 | 0 | 2 |
| 1905 | 4 | 0 | 4 |
| Middletown Limited | 0 | 0 | 0 |
| Middletown Presidential | 0 | 0 | 0 |
| Total: Middletown | 21 | 1 | 22 |
| Narragansett | | | |
| 2001 | 1 | 0 | 1 |
| 2002 | 8 | 1 | 9 |
| 2003 | 13 | 1 | 14 |
| 2004 | 17 | 1 | 18 |
| 2005 | 11 | 0 | 11 |
| Narragansett Limited | 0 | 0 | 0 |
| Narragansett Presidential | 1 | 0 | 1 |
| Total: Narragansett | 51 | 3 | 54 |
| New Shoreham | | | |
| 2201 | 5 | 2 | 7 |
| New Shoreham Limited | 0 | 0 | 0 |
| New Shoreham Presidential | 1 | 0 | 1 |
| Total: New Shoreham | 628 | | |
| Newport | | | |
| 2101 | 0 | 0 | 0 |
| 2102 | 9 | 0 | 9 |
| 2103 | 7 | 0 | 7 |
| 2104 | 3 | 0 | 3 |
| 2105 | 5 | 1 | 6 |
| 2106 | 7 | 0 | 7 |
| 2107 | 8 | 0 | 8 |
| Newport Limited | 0 | 0 | 0 |
| Newport Presidential | 2 | 0 | 2 |
| Total: Newport | 41 | 1 | 42 |
| North Kingstown | | | |
| 2301 | 5 | 4 | 9 |
| 2302 | 7 | 0 | 7 |
| 2303 | 11 | 0 | 11 |
| 2304 | 11 | 0 | 11 |
| 2305 | 7 | 1 | 8 |
| 2306 | 5 | 0 | 5 |
| 2307 | 20 | 1 | 21 |
| 2308 | 14 | 3 | 17 |
| 2309 | 8 | 2 | 10 |
| North Kingstown Limited | 0 | 0 | 0 |

PRESIDENTIAL ELECTORS FOR

Candidate Name: Jill STEIN

Party Code: GRN

Year: 2012

| Municipality/Precinct | Polling Place | Mail Ballot | Number of Votes |
|--------------------------------|----------------------|--------------------|------------------------|
| North Kingstown Presidential | 0 | 0 | 0 |
| Total: North Kingstown | 88 | 11 | 99 |
| North Providence | | | |
| 2401 | 3 | 0 | 3 |
| 2402 | 5 | 0 | 5 |
| 2403 | 2 | 0 | 2 |
| 2404 | 4 | 0 | 4 |
| 2405 | 6 | 1 | 7 |
| 2406 | 5 | 0 | 5 |
| 2407 | 5 | 0 | 5 |
| 2408 | 5 | 0 | 5 |
| 2409 | 0 | 0 | 0 |
| 2410 | 3 | 0 | 3 |
| 2411 | 0 | 0 | 0 |
| 2412 | 5 | 0 | 5 |
| 2413 | 4 | 0 | 4 |
| 2414 | 0 | 0 | 0 |
| 2415 | 1 | 1 | 2 |
| 2416 | 5 | 0 | 5 |
| North Providence Limited | 0 | 0 | 0 |
| North Providence Presidential | 1 | 0 | 1 |
| Total: North Providence | 54 | 2 | 56 |
| North Smithfield | | | |
| 2501 | 5 | 0 | 5 |
| 2502 | 6 | 0 | 6 |
| 2503 | 6 | 1 | 7 |
| 2504 | 7 | 0 | 7 |
| 2505 | 0 | 0 | 0 |
| North Smithfield Limited | 0 | 0 | 0 |
| North Smithfield Presidential | 0 | 0 | 0 |
| Total: North Smithfield | 24 | 1 | 25 |
| Pawtucket | | | |
| 2601 | 1 | 0 | 1 |
| 2602 | 4 | 0 | 4 |
| 2603 | 2 | 0 | 2 |
| 2604 | 0 | 0 | 0 |
| 2605 | 2 | 0 | 2 |
| 2606 | 1 | 0 | 1 |
| 2607 | 11 | 1 | 12 |
| 2608 | 12 | 0 | 12 |
| 2609 | 1 | 0 | 1 |
| 2610 | 0 | 0 | 0 |
| 2611 | 2 | 0 | 2 |
| 2612 | 3 | 1 | 4 |
| 2613 | 4 | 0 | 4 |
| 2614 | 2 | 0 | 2 |
| 2615 | 1 | 0 | 1 |

PRESIDENTIAL ELECTORS FOR

Candidate Name: Jill STEIN

Party Code: GRN

Year: 2012

| Municipality/Precinct | Polling Place | Mail Ballot | Number of Votes |
|------------------------------|----------------------|--------------------|------------------------|
| 2616 | 1 | 0 | 1 |
| 2617 | 1 | 0 | 1 |
| 2618 | 8 | 1 | 9 |
| 2619 | 4 | 0 | 4 |
| 2620 | 3 | 0 | 3 |
| 2621 | 1 | 0 | 1 |
| 2622 | 1 | 0 | 1 |
| 2623 | 3 | 0 | 3 |
| 2624 | 2 | 0 | 2 |
| 2625 | 2 | 0 | 2 |
| 2626 | 0 | 0 | 0 |
| 2627 | 3 | 1 | 4 |
| 2628 | 5 | 0 | 5 |
| 2629 | 7 | 0 | 7 |
| 2630 | 0 | 0 | 0 |
| Pawtucket Limited | 0 | 0 | 0 |
| Pawtucket Presidential | 2 | 0 | 2 |
| Total: Pawtucket | 89 | 4 | 93 |
| Portsmouth | | | |
| 2701 | 1 | 0 | 1 |
| 2702 | 4 | 0 | 4 |
| 2703 | 11 | 0 | 11 |
| 2704 | 13 | 0 | 13 |
| 2705 | 2 | 0 | 2 |
| 2706 | 1 | 0 | 1 |
| 2707 | 4 | 0 | 4 |
| 2708 | 10 | 0 | 10 |
| Portsmouth Limited | 0 | 0 | 0 |
| Portsmouth Presidential | 1 | 0 | 1 |
| Total: Portsmouth | 47 | 0 | 47 |
| Providence | | | |
| 2801 | 1 | 0 | 1 |
| 2802 | 1 | 0 | 1 |
| 2803 | 8 | 0 | 8 |
| 2804 | 20 | 1 | 21 |
| 2805 | 15 | 2 | 17 |
| 2806 | 2 | 0 | 2 |
| 2807 | 0 | 0 | 0 |
| 2808 | 20 | 0 | 20 |
| 2809 | 26 | 1 | 27 |
| 2810 | 0 | 0 | 0 |
| 2811 | 1 | 1 | 2 |
| 2812 | 0 | 0 | 0 |
| 2813 | 3 | 1 | 4 |
| 2814 | 0 | 0 | 0 |
| 2815 | 1 | 0 | 1 |
| 2816 | 37 | 0 | 37 |
| 2817 | 19 | 0 | 19 |



PRESIDENTIAL ELECTORS FOR

Candidate Name: Jill STEIN

Party Code: GRN

Year: 2012

| Municipality/Precinct | Polling Place | Mail Ballot | Number of Votes |
|------------------------------|----------------------|--------------------|------------------------|
| 2818 | 23 | 1 | 24 |
| 2819 | 4 | 0 | 4 |
| 2820 | 1 | 0 | 1 |
| 2821 | 3 | 0 | 3 |
| 2822 | 1 | 0 | 1 |
| 2823 | 1 | 0 | 1 |
| 2824 | 5 | 0 | 5 |
| 2825 | 1 | 0 | 1 |
| 2826 | 8 | 0 | 8 |
| 2827 | 5 | 0 | 5 |
| 2828 | 6 | 1 | 7 |
| 2829 | 4 | 0 | 4 |
| 2830 | 0 | 0 | 0 |
| 2831 | 2 | 0 | 2 |
| 2832 | 2 | 0 | 2 |
| 2833 | 3 | 1 | 4 |
| 2834 | 1 | 0 | 1 |
| 2835 | 1 | 0 | 1 |
| 2836 | 0 | 0 | 0 |
| 2837 | 4 | 2 | 6 |
| 2838 | 3 | 0 | 3 |
| 2839 | 5 | 0 | 5 |
| 2840 | 2 | 0 | 2 |
| 2841 | 5 | 0 | 5 |
| 2842 | 1 | 0 | 1 |
| 2843 | 0 | 0 | 0 |
| 2844 | 9 | 1 | 10 |
| 2845 | 6 | 1 | 7 |
| 2846 | 5 | 1 | 6 |
| 2847 | 2 | 0 | 2 |
| 2848 | 1 | 0 | 1 |
| 2849 | 6 | 2 | 8 |
| 2850 | 1 | 0 | 1 |
| 2851 | 12 | 1 | 13 |
| 2852 | 4 | 0 | 4 |
| 2853 | 3 | 0 | 3 |
| 2854 | 8 | 0 | 8 |
| 2855 | 4 | 3 | 7 |
| 2856 | 0 | 0 | 0 |
| 2857 | 1 | 0 | 1 |
| 2858 | 0 | 0 | 0 |
| 2859 | 4 | 0 | 4 |
| 2860 | 1 | 0 | 1 |
| 2861 | 22 | 1 | 23 |
| 2862 | 15 | 0 | 15 |
| 2863 | 1 | 0 | 1 |
| 2864 | 3 | 1 | 4 |
| 2865 | 0 | 0 | 0 |
| 2866 | 15 | 2 | 17 |
| 2867 | 2 | 0 | 2 |

PRESIDENTIAL ELECTORS FOR

Candidate Name: Jill STEIN

Party Code: GRN

Year: 2012

| Municipality/Precinct | Polling Place | Mail Ballot | Number of Votes |
|------------------------------|----------------------|--------------------|------------------------|
| 2868 | 1 | 0 | 1 |
| 2869 | 0 | 0 | 0 |
| 2870 | 2 | 0 | 2 |
| 2871 | 5 | 0 | 5 |
| 2872 | 0 | 0 | 0 |
| 2873 | 0 | 0 | 0 |
| 2874 | 3 | 1 | 4 |
| 2875 | 1 | 0 | 1 |
| 2876 | 2 | 0 | 2 |
| 2877 | 1 | 0 | 1 |
| 2878 | 0 | 0 | 0 |
| Providence Limited 1 | 0 | 0 | 0 |
| Providence Limited 2 | 0 | 0 | 0 |
| Providence Presidential | 26 | 0 | 26 |
| Total: Providence | 411 | 25 | 436 |
| Richmond | | | |
| 2901 | 23 | 0 | 23 |
| 2902 | 6 | 0 | 6 |
| Richmond Limited | 0 | 0 | 0 |
| Richmond Presidential | 0 | 0 | 0 |
| Total: Richmond | 29 | 0 | 29 |
| Scituate | | | |
| 3001 | 10 | 0 | 10 |
| 3002 | 5 | 0 | 5 |
| 3003 | 15 | 1 | 16 |
| Scituate Limited | 0 | 0 | 0 |
| Scituate Presidential | 0 | 0 | 0 |
| Total: Scituate | 30 | 1 | 31 |
| Smithfield | | | |
| 3101 | 2 | 1 | 3 |
| 3102 | 5 | 0 | 5 |
| 3103 | 4 | 0 | 4 |
| 3104 | 15 | 1 | 16 |
| 3105 | 5 | 2 | 7 |
| 3106 | 9 | 0 | 9 |
| Smithfield Limited | 0 | 0 | 0 |
| Smithfield Presidential | 0 | 0 | 0 |
| Total: Smithfield | 40 | 4 | 44 |
| South Kingstown | | | |
| 3201 | 5 | 0 | 5 |
| 3202 | 7 | 2 | 9 |
| 3203 | 8 | 0 | 8 |
| 3204 | 16 | 1 | 17 |
| 3205 | 15 | 1 | 16 |
| 3206 | 7 | 0 | 7 |

PRESIDENTIAL ELECTORS FOR

Candidate Name: Jill STEIN

Party Code: GRN

Year: 2012

| Municipality/Precinct | Polling Place | Mail Ballot | Number of Votes | |
|-------------------------------|------------------------------|--------------------|------------------------|----|
| | 3207 | 12 | 0 | 12 |
| | 3208 | 11 | 3 | 14 |
| | 3209 | 4 | 2 | 6 |
| | 3210 | 14 | 2 | 16 |
| | South Kingstown Limited | 0 | 0 | 0 |
| | South Kingstown Presidential | 5 | 0 | 5 |
| Total: South Kingstown | 104 | 11 | 115 | |
| Tiverton | | | | |
| | 3301 | 3 | 0 | 3 |
| | 3302 | 4 | 0 | 4 |
| | 3303 | 5 | 0 | 5 |
| | 3304 | 2 | 1 | 3 |
| | 3305 | 1 | 0 | 1 |
| | 3306 | 8 | 2 | 10 |
| | 3307 | 8 | 0 | 8 |
| | Tiverton Limited | 0 | 0 | 0 |
| | Tiverton Presidential | 0 | 0 | 0 |
| Total: Tiverton | 31 | 3 | 34 | |
| Warren | | | | |
| | 3401 | 9 | 1 | 10 |
| | 3402 | 12 | 2 | 14 |
| | 3403 | 13 | 0 | 13 |
| | Warren Limited | 0 | 0 | 0 |
| | Warren Presidential | 0 | 0 | 0 |
| Total: Warren | 34 | 3 | 37 | |
| Warwick | | | | |
| | 3501 | 16 | 0 | 16 |
| | 3502 | 4 | 0 | 4 |
| | 3503 | 7 | 0 | 7 |
| | 3504 | 12 | 0 | 12 |
| | 3505 | 3 | 0 | 3 |
| | 3506 | 5 | 0 | 5 |
| | 3507 | 5 | 0 | 5 |
| | 3508 | 9 | 1 | 10 |
| | 3509 | 0 | 0 | 0 |
| | 3510 | 4 | 0 | 4 |
| | 3511 | 8 | 0 | 8 |
| | 3512 | 4 | 0 | 4 |
| | 3513 | 8 | 0 | 8 |
| | 3514 | 9 | 0 | 9 |
| | 3515 | 5 | 1 | 6 |
| | 3516 | 5 | 0 | 5 |
| | 3517 | 1 | 0 | 1 |
| | 3518 | 9 | 0 | 9 |
| | 3519 | 8 | 0 | 8 |
| | 3520 | 5 | 0 | 5 |
| | 3521 | 12 | 1 | 13 |

PRESIDENTIAL ELECTORS FOR

Candidate Name: Jill STEIN

Party Code: GRN

Year: 2012

| Municipality/Precinct | Polling Place | Mail Ballot | Number of Votes |
|------------------------------|----------------------|--------------------|------------------------|
| 3522 | 7 | 0 | 7 |
| 3523 | 9 | 0 | 9 |
| 3524 | 5 | 1 | 6 |
| 3525 | 10 | 1 | 11 |
| 3526 | 0 | 0 | 0 |
| 3527 | 15 | 1 | 16 |
| 3528 | 3 | 0 | 3 |
| 3529 | 4 | 0 | 4 |
| 3530 | 5 | 0 | 5 |
| 3531 | 4 | 0 | 4 |
| 3532 | 4 | 0 | 4 |
| 3533 | 1 | 0 | 1 |
| Warwick Limited | 0 | 0 | 0 |
| Warwick Presidential | 3 | 0 | 3 |
| Total: Warwick | 209 | 6 | 215 |
| West Greenwich | | | |
| 3701 | 2 | 0 | 2 |
| 3702 | 4 | 0 | 4 |
| 3703 | 1 | 0 | 1 |
| 3704 | 2 | 0 | 2 |
| West Greenwich Limited | 0 | 0 | 0 |
| West Greenwich Presidential | 1 | 0 | 1 |
| Total: West Greenwich | 10 | 0 | 10 |
| West Warwick | | | |
| 3801 | 9 | 0 | 9 |
| 3802 | 6 | 0 | 6 |
| 3803 | 4 | 0 | 4 |
| 3804 | 12 | 0 | 12 |
| 3805 | 3 | 0 | 3 |
| 3806 | 3 | 0 | 3 |
| 3807 | 12 | 0 | 12 |
| 3808 | 5 | 0 | 5 |
| 3809 | 8 | 0 | 8 |
| 3810 | 10 | 0 | 10 |
| West Warwick Limited | 0 | 0 | 0 |
| West Warwick Presidential | 1 | 0 | 1 |
| Total: West Warwick | 73 | 0 | 73 |
| Westerly | | | |
| 3601 | 5 | 0 | 5 |
| 3602 | 14 | 0 | 14 |
| 3603 | 12 | 1 | 13 |
| 3604 | 6 | 1 | 7 |
| 3605 | 4 | 0 | 4 |
| 3606 | 5 | 1 | 6 |
| 3607 | 4 | 0 | 4 |
| Westerly Limited | 0 | 0 | 0 |
| Westerly Presidential | 0 | 0 | 0 |

PRESIDENTIAL ELECTORS FOR

Candidate Name: Jill STEIN

Party Code: GRN

Year: 2012

| Municipality/Precinct | Polling Place | Mail Ballot | Number of Votes |
|--------------------------------------------------|----------------------|--------------------|------------------------|
| Total: Westerly | 50 | 3 | 53 |
| Woonsocket | | | |
| 3901 | 1 | 0 | 1 |
| 3902 | 0 | 0 | 0 |
| 3903 | 8 | 0 | 8 |
| 3904 | 8 | 0 | 8 |
| 3905 | 4 | 0 | 4 |
| 3906 | 5 | 0 | 5 |
| 3907 | 8 | 0 | 8 |
| 3908 | 6 | 0 | 6 |
| 3909 | 0 | 0 | 0 |
| 3910 | 11 | 0 | 11 |
| 3911 | 7 | 1 | 8 |
| Woonsocket Limited | 0 | 0 | 0 |
| Woonsocket Presidential | 2 | 0 | 2 |
| Total: Woonsocket | 60 | 1 | 61 |
| Statewide total for candidate: Jill STEIN | 2,277 | 144 | 2,421 |

PRESIDENTIAL ELECTORS FOR

Candidate Name: Virgil GOODE

Party Code: Con

Year: 2012

| Municipality/Precinct | Polling Place | Mail Ballot | Number of Votes |
|------------------------------|----------------------|--------------------|------------------------|
| Barrington | | | |
| 0101 | 4 | 0 | 4 |
| 0102 | 2 | 0 | 2 |
| 0103 | 0 | 0 | 0 |
| 0104 | 0 | 0 | 0 |
| 0105 | 0 | 0 | 0 |
| Barrington Limited | 0 | 0 | 0 |
| Barrington Presidential | 0 | 0 | 0 |
| Total: Barrington | 606 | | |
| Bristol | | | |
| 0201 | 0 | 0 | 0 |
| 0202 | 0 | 0 | 0 |
| 0203 | 2 | 0 | 2 |
| 0204 | 0 | 0 | 0 |
| 0205 | 1 | 0 | 1 |
| 0206 | 0 | 0 | 0 |
| 0207 | 0 | 0 | 0 |
| 0208 | 0 | 0 | 0 |
| 0209 | 0 | 0 | 0 |
| Bristol Limited | 0 | 0 | 0 |
| Bristol Presidential | 0 | 0 | 0 |
| Total: Bristol | 303 | | |
| Burrillville | | | |
| 0301 | 3 | 0 | 3 |
| 0302 | 2 | 0 | 2 |
| 0303 | 2 | 0 | 2 |
| 0304 | 2 | 0 | 2 |
| 0305 | 1 | 0 | 1 |
| 0306 | 1 | 0 | 1 |
| Burrillville Limited | 0 | 0 | 0 |
| Burrillville Presidential | 0 | 0 | 0 |
| Total: Burrillville | 11 | 0 | 11 |
| Central Falls | | | |
| 0401 | 1 | 0 | 1 |
| 0402 | 0 | 0 | 0 |
| 0403 | 0 | 0 | 0 |
| 0404 | 0 | 0 | 0 |
| 0405 | 0 | 0 | 0 |
| 0406 | 0 | 0 | 0 |
| 0407 | 0 | 0 | 0 |
| 0408 | 0 | 0 | 0 |
| Central Falls Limited | 0 | 0 | 0 |
| Central Falls Presidential | 0 | 0 | 0 |
| Total: Central Falls | 101 | | |
| Charlestown | | | |

PRESIDENTIAL ELECTORS FOR

| Candidate Name: Virgil GOODE | | Party Code: Con | | Year: 2012 |
|-------------------------------------|--------------------------|------------------------|------------------------|-------------------|
| Municipality/Precinct | Polling Place | Mail Ballot | Number of Votes | |
| | 0501 | 1 | 0 | 1 |
| | 0502 | 1 | 0 | 1 |
| | 0503 | 0 | 0 | 0 |
| | 0504 | 0 | 0 | 0 |
| | Charlestown Limited | 0 | 0 | 0 |
| | Charlestown Presidential | 0 | 0 | 0 |
| Total: Charlestown | | 202 | | |
| Coventry | | | | |
| | 0601 | 2 | 0 | 2 |
| | 0602 | 0 | 0 | 0 |
| | 0603 | 2 | 0 | 2 |
| | 0604 | 1 | 0 | 1 |
| | 0605 | 0 | 0 | 0 |
| | 0606 | 0 | 0 | 0 |
| | 0607 | 1 | 0 | 1 |
| | 0608 | 3 | 0 | 3 |
| | 0609 | 1 | 0 | 1 |
| | 0610 | 1 | 0 | 1 |
| | 0611 | 0 | 0 | 0 |
| | 0612 | 2 | 0 | 2 |
| | 0613 | 3 | 0 | 3 |
| | 0614 | 1 | 0 | 1 |
| | 0615 | 1 | 0 | 1 |
| | 0616 | 2 | 0 | 2 |
| | 0617 | 1 | 1 | 2 |
| | 0618 | 0 | 0 | 0 |
| | Coventry Limited | 0 | 0 | 0 |
| | Coventry Presidential | 0 | 0 | 0 |
| Total: Coventry | | 21 | 1 | 22 |
| Cranston | | | | |
| | 0701 | 0 | 0 | 0 |
| | 0702 | 0 | 0 | 0 |
| | 0703 | 0 | 0 | 0 |
| | 0704 | 0 | 0 | 0 |
| | 0705 | 0 | 0 | 0 |
| | 0706 | 2 | 0 | 2 |
| | 0707 | 0 | 0 | 0 |
| | 0708 | 1 | 0 | 1 |
| | 0709 | 0 | 0 | 0 |
| | 0710 | 3 | 0 | 3 |
| | 0711 | 2 | 0 | 2 |
| | 0712 | 1 | 0 | 1 |
| | 0713 | 1 | 0 | 1 |
| | 0714 | 0 | 0 | 0 |
| | 0715 | 2 | 0 | 2 |
| | 0716 | 2 | 0 | 2 |
| | 0717 | 0 | 0 | 0 |
| | 0718 | 0 | 0 | 0 |

PRESIDENTIAL ELECTORS FOR

| Candidate Name: | Virgil GOODE | Party Code: | Con | Year: | 2012 |
|------------------------------|----------------------|--------------------|------------------------|--------------|-------------|
| Municipality/Precinct | Polling Place | Mail Ballot | Number of Votes | | |
| 0719 | 1 | 0 | 1 | | |
| 0720 | 0 | 0 | 0 | | |
| 0721 | 5 | 0 | 5 | | |
| 0722 | 1 | 0 | 1 | | |
| 0723 | 1 | 0 | 1 | | |
| 0724 | 0 | 0 | 0 | | |
| 0725 | 0 | 0 | 0 | | |
| 0726 | 1 | 0 | 1 | | |
| 0727 | 0 | 0 | 0 | | |
| 0728 | 0 | 0 | 0 | | |
| 0730 | 0 | 0 | 0 | | |
| 0731 | 0 | 0 | 0 | | |
| Cranston Limited | 0 | 0 | 0 | | |
| Cranston Presidential | 1 | 0 | 1 | | |
| Total: Cranston | 24 | 0 | 24 | | |
| Cumberland | | | | | |
| 0801 | 1 | 0 | 1 | | |
| 0802 | 0 | 0 | 0 | | |
| 0803 | 2 | 0 | 2 | | |
| 0804 | 0 | 0 | 0 | | |
| 0805 | 0 | 1 | 1 | | |
| 0806 | 0 | 0 | 0 | | |
| 0807 | 1 | 0 | 1 | | |
| 0808 | 0 | 0 | 0 | | |
| 0809 | 0 | 0 | 0 | | |
| 0810 | 1 | 0 | 1 | | |
| 0811 | 1 | 0 | 1 | | |
| 0812 | 2 | 0 | 2 | | |
| Cumberland Limited | 0 | 0 | 0 | | |
| Cumberland Presidential | 0 | 0 | 0 | | |
| Total: Cumberland | 819 | | | | |
| East Greenwich | | | | | |
| 0901 | 0 | 0 | 0 | | |
| 0902 | 0 | 0 | 0 | | |
| 0903 | 2 | 0 | 2 | | |
| 0904 | 0 | 0 | 0 | | |
| 0905 | 0 | 0 | 0 | | |
| East Greenwich Limited | 0 | 0 | 0 | | |
| East Greenwich Presidential | 0 | 0 | 0 | | |
| Total: East Greenwich | 202 | | | | |
| East Providence | | | | | |
| 1001 | 1 | 0 | 1 | | |
| 1002 | 3 | 0 | 3 | | |
| 1003 | 2 | 0 | 2 | | |
| 1004 | 1 | 0 | 1 | | |
| 1005 | 2 | 1 | 3 | | |
| 1006 | 0 | 0 | 0 | | |

PRESIDENTIAL ELECTORS FOR

Candidate Name: Virgil GOODE

Party Code: Con

Year: 2012

| Municipality/Precinct | Polling Place | Mail Ballot | Number of Votes |
|--------------------------------|------------------------------|--------------------|------------------------|
| | 1007 | 0 | 0 |
| | 1008 | 3 | 3 |
| | 1009 | 0 | 0 |
| | 1010 | 3 | 3 |
| | 1011 | 1 | 1 |
| | 1012 | 2 | 2 |
| | 1013 | 0 | 0 |
| | 1014 | 3 | 3 |
| | 1015 | 0 | 0 |
| | 1016 | 2 | 2 |
| | 1017 | 2 | 2 |
| | East Providence Limited | 0 | 0 |
| | East Providence Presidential | 0 | 0 |
| Total: East Providence | 25 | 1 | 26 |
| Exeter | | | |
| | 1101 | 2 | 2 |
| | 1102 | 1 | 1 |
| | 1103 | 3 | 3 |
| | Exeter Limited | 0 | 0 |
| | Exeter Presidential | 0 | 0 |
| Total: Exeter | 606 | | |
| Federal District | | | |
| | Federal District 1 | 0 | 0 |
| | Federal District 2 | 0 | 1 |
| Total: Federal District | 011 | | |
| Foster | | | |
| | 1201 | 1 | 1 |
| | 1202 | 1 | 1 |
| | Foster Limited | 0 | 0 |
| | Foster Presidential | 0 | 0 |
| Total: Foster | 202 | | |
| Glocester | | | |
| | 1301 | 0 | 0 |
| | 1302 | 2 | 2 |
| | 1303 | 0 | 0 |
| | 1304 | 2 | 2 |
| | Glocester Limited | 0 | 0 |
| | Glocester Presidential | 0 | 0 |
| Total: Glocester | 404 | | |
| Hopkinton | | | |
| | 1401 | 4 | 4 |
| | 1402 | 4 | 5 |
| | 1403 | 2 | 2 |
| | Hopkinton Limited | 0 | 0 |

PRESIDENTIAL ELECTORS FOR

Candidate Name: Virgil GOODE **Party Code: Con** **Year: 2012**

| Municipality/Precinct | Polling Place | Mail Ballot | Number of Votes |
|------------------------------|----------------------|--------------------|------------------------|
| Hopkinton Presidential | 2 | 0 | 2 |
| Total: Hopkinton | 12 | 1 | 13 |
| Jamestown | | | |
| 1501 | 2 | 0 | 2 |
| 1502 | 1 | 0 | 1 |
| Jamestown Limited | 0 | 0 | 0 |
| Jamestown Presidential | 0 | 0 | 0 |
| Total: Jamestown | 303 | | |
| Johnston | | | |
| 1601 | 0 | 0 | 0 |
| 1602 | 0 | 0 | 0 |
| 1603 | 1 | 0 | 1 |
| 1604 | 1 | 1 | 2 |
| 1605 | 2 | 0 | 2 |
| 1606 | 0 | 0 | 0 |
| 1607 | 0 | 0 | 0 |
| 1608 | 1 | 0 | 1 |
| 1609 | 1 | 0 | 1 |
| 1610 | 2 | 0 | 2 |
| 1611 | 2 | 0 | 2 |
| 1612 | 2 | 0 | 2 |
| 1613 | 1 | 0 | 1 |
| Johnston Limited | 0 | 0 | 0 |
| Johnston Presidential | 0 | 0 | 0 |
| Total: Johnston | 13 | 1 | 14 |
| Lincoln | | | |
| 1701 | 1 | 0 | 1 |
| 1702 | 1 | 1 | 2 |
| 1703 | 2 | 0 | 2 |
| 1704 | 1 | 0 | 1 |
| 1705 | 0 | 0 | 0 |
| 1706 | 1 | 0 | 1 |
| 1707 | 1 | 0 | 1 |
| 1708 | 0 | 0 | 0 |
| 1709 | 0 | 0 | 0 |
| 1710 | 0 | 0 | 0 |
| 1711 | 0 | 0 | 0 |
| Lincoln Limited | 0 | 0 | 0 |
| Lincoln Presidential | 0 | 0 | 0 |
| Total: Lincoln | 718 | | |
| Little Compton | | | |
| 1801 | 2 | 0 | 2 |
| Little Compton Limited | 0 | 0 | 0 |
| Little Compton Presidential | 0 | 0 | 0 |
| Total: Little Compton | 202 | | |

PRESIDENTIAL ELECTORS FOR

Candidate Name: Virgil GOODE

Party Code: Con

Year: 2012

| Municipality/Precinct | Polling Place | Mail Ballot | Number of Votes |
|------------------------------|----------------------|--------------------|------------------------|
| Middletown | | | |
| 1901 | 1 | 0 | 1 |
| 1902 | 0 | 0 | 0 |
| 1903 | 2 | 0 | 2 |
| 1904 | 8 | 0 | 8 |
| 1905 | 4 | 0 | 4 |
| Middletown Limited | 0 | 0 | 0 |
| Middletown Presidential | 0 | 0 | 0 |
| Total: Middletown | 15 | 0 | 15 |
| Narragansett | | | |
| 2001 | 0 | 0 | 0 |
| 2002 | 3 | 0 | 3 |
| 2003 | 1 | 0 | 1 |
| 2004 | 1 | 1 | 2 |
| 2005 | 1 | 0 | 1 |
| Narragansett Limited | 0 | 0 | 0 |
| Narragansett Presidential | 0 | 0 | 0 |
| Total: Narragansett | 617 | | |
| New Shoreham | | | |
| 2201 | 1 | 0 | 1 |
| New Shoreham Limited | 0 | 0 | 0 |
| New Shoreham Presidential | 0 | 0 | 0 |
| Total: New Shoreham | 101 | | |
| Newport | | | |
| 2101 | 1 | 0 | 1 |
| 2102 | 0 | 0 | 0 |
| 2103 | 0 | 0 | 0 |
| 2104 | 2 | 0 | 2 |
| 2105 | 3 | 0 | 3 |
| 2106 | 2 | 0 | 2 |
| 2107 | 1 | 0 | 1 |
| Newport Limited | 0 | 0 | 0 |
| Newport Presidential | 0 | 0 | 0 |
| Total: Newport | 909 | | |
| North Kingstown | | | |
| 2301 | 2 | 0 | 2 |
| 2302 | 1 | 0 | 1 |
| 2303 | 1 | 0 | 1 |
| 2304 | 1 | 0 | 1 |
| 2305 | 0 | 0 | 0 |
| 2306 | 3 | 0 | 3 |
| 2307 | 5 | 0 | 5 |
| 2308 | 3 | 0 | 3 |
| 2309 | 4 | 0 | 4 |
| North Kingstown Limited | 0 | 0 | 0 |

PRESIDENTIAL ELECTORS FOR

Candidate Name: Virgil GOODE

Party Code: Con

Year: 2012

| Municipality/Precinct | Polling Place | Mail Ballot | Number of Votes |
|--------------------------------|----------------------|--------------------|------------------------|
| North Kingstown Presidential | 0 | 0 | 0 |
| Total: North Kingstown | 20 | 0 | 20 |
| North Providence | | | |
| 2401 | 0 | 0 | 0 |
| 2402 | 0 | 0 | 0 |
| 2403 | 2 | 0 | 2 |
| 2404 | 2 | 0 | 2 |
| 2405 | 0 | 0 | 0 |
| 2406 | 1 | 0 | 1 |
| 2407 | 0 | 0 | 0 |
| 2408 | 1 | 0 | 1 |
| 2409 | 1 | 0 | 1 |
| 2410 | 0 | 0 | 0 |
| 2411 | 0 | 0 | 0 |
| 2412 | 0 | 0 | 0 |
| 2413 | 0 | 0 | 0 |
| 2414 | 0 | 0 | 0 |
| 2415 | 2 | 0 | 2 |
| 2416 | 5 | 0 | 5 |
| North Providence Limited | 0 | 0 | 0 |
| North Providence Presidential | 1 | 0 | 1 |
| Total: North Providence | 15 | 0 | 15 |
| North Smithfield | | | |
| 2501 | 0 | 0 | 0 |
| 2502 | 1 | 0 | 1 |
| 2503 | 0 | 0 | 0 |
| 2504 | 0 | 0 | 0 |
| 2505 | 0 | 0 | 0 |
| North Smithfield Limited | 0 | 0 | 0 |
| North Smithfield Presidential | 0 | 0 | 0 |
| Total: North Smithfield | 101 | 0 | 0 |
| Pawtucket | | | |
| 2601 | 0 | 0 | 0 |
| 2602 | 0 | 0 | 0 |
| 2603 | 5 | 1 | 6 |
| 2604 | 0 | 0 | 0 |
| 2605 | 0 | 0 | 0 |
| 2606 | 0 | 0 | 0 |
| 2607 | 1 | 0 | 1 |
| 2608 | 0 | 2 | 2 |
| 2609 | 0 | 0 | 0 |
| 2610 | 0 | 0 | 0 |
| 2611 | 0 | 0 | 0 |
| 2612 | 1 | 0 | 1 |
| 2613 | 0 | 0 | 0 |
| 2614 | 1 | 0 | 1 |
| 2615 | 1 | 0 | 1 |

PRESIDENTIAL ELECTORS FOR

Candidate Name: Virgil GOODE

Party Code: Con

Year: 2012

| Municipality/Precinct | Polling Place | Mail Ballot | Number of Votes |
|------------------------------|----------------------|--------------------|------------------------|
| 2616 | 0 | 0 | 0 |
| 2617 | 0 | 0 | 0 |
| 2618 | 2 | 0 | 2 |
| 2619 | 0 | 0 | 0 |
| 2620 | 2 | 0 | 2 |
| 2621 | 1 | 0 | 1 |
| 2622 | 0 | 0 | 0 |
| 2623 | 0 | 0 | 0 |
| 2624 | 0 | 0 | 0 |
| 2625 | 0 | 0 | 0 |
| 2626 | 0 | 0 | 0 |
| 2627 | 1 | 0 | 1 |
| 2628 | 1 | 0 | 1 |
| 2629 | 1 | 0 | 1 |
| 2630 | 1 | 0 | 1 |
| Pawtucket Limited | 0 | 0 | 0 |
| Pawtucket Presidential | 0 | 0 | 0 |
| Total: Pawtucket | 18 | 3 | 21 |
| Portsmouth | | | |
| 2701 | 1 | 0 | 1 |
| 2702 | 2 | 0 | 2 |
| 2703 | 2 | 0 | 2 |
| 2704 | 3 | 0 | 3 |
| 2705 | 0 | 0 | 0 |
| 2706 | 1 | 0 | 1 |
| 2707 | 2 | 1 | 3 |
| 2708 | 2 | 0 | 2 |
| Portsmouth Limited | 0 | 0 | 0 |
| Portsmouth Presidential | 0 | 0 | 0 |
| Total: Portsmouth | 13 | 1 | 14 |
| Providence | | | |
| 2801 | 0 | 0 | 0 |
| 2802 | 0 | 0 | 0 |
| 2803 | 0 | 0 | 0 |
| 2804 | 0 | 0 | 0 |
| 2805 | 0 | 0 | 0 |
| 2806 | 0 | 0 | 0 |
| 2807 | 0 | 0 | 0 |
| 2808 | 1 | 0 | 1 |
| 2809 | 0 | 0 | 0 |
| 2810 | 0 | 0 | 0 |
| 2811 | 1 | 0 | 1 |
| 2812 | 1 | 0 | 1 |
| 2813 | 1 | 1 | 2 |
| 2814 | 0 | 0 | 0 |
| 2815 | 0 | 0 | 0 |
| 2816 | 3 | 0 | 3 |
| 2817 | 0 | 0 | 0 |

PRESIDENTIAL ELECTORS FOR

Candidate Name: Virgil GOODE

Party Code: Con

Year: 2012

| Municipality/Precinct | Polling Place | Mail Ballot | Number of Votes |
|------------------------------|----------------------|--------------------|------------------------|
| 2818 | 3 | 0 | 3 |
| 2819 | 1 | 0 | 1 |
| 2820 | 0 | 0 | 0 |
| 2821 | 2 | 0 | 2 |
| 2822 | 0 | 0 | 0 |
| 2823 | 0 | 0 | 0 |
| 2824 | 2 | 0 | 2 |
| 2825 | 0 | 0 | 0 |
| 2826 | 0 | 0 | 0 |
| 2827 | 0 | 0 | 0 |
| 2828 | 1 | 0 | 1 |
| 2829 | 4 | 0 | 4 |
| 2830 | 0 | 0 | 0 |
| 2831 | 1 | 0 | 1 |
| 2832 | 0 | 0 | 0 |
| 2833 | 0 | 0 | 0 |
| 2834 | 0 | 0 | 0 |
| 2835 | 0 | 0 | 0 |
| 2836 | 0 | 0 | 0 |
| 2837 | 0 | 0 | 0 |
| 2838 | 0 | 0 | 0 |
| 2839 | 0 | 0 | 0 |
| 2840 | 0 | 0 | 0 |
| 2841 | 0 | 0 | 0 |
| 2842 | 0 | 0 | 0 |
| 2843 | 1 | 0 | 1 |
| 2844 | 0 | 0 | 0 |
| 2845 | 0 | 0 | 0 |
| 2846 | 0 | 0 | 0 |
| 2847 | 0 | 0 | 0 |
| 2848 | 0 | 0 | 0 |
| 2849 | 1 | 0 | 1 |
| 2850 | 0 | 0 | 0 |
| 2851 | 0 | 0 | 0 |
| 2852 | 0 | 0 | 0 |
| 2853 | 0 | 0 | 0 |
| 2854 | 1 | 0 | 1 |
| 2855 | 0 | 0 | 0 |
| 2856 | 0 | 0 | 0 |
| 2857 | 1 | 0 | 1 |
| 2858 | 2 | 0 | 2 |
| 2859 | 0 | 0 | 0 |
| 2860 | 0 | 0 | 0 |
| 2861 | 1 | 0 | 1 |
| 2862 | 0 | 0 | 0 |
| 2863 | 2 | 0 | 2 |
| 2864 | 0 | 0 | 0 |
| 2865 | 0 | 0 | 0 |
| 2866 | 1 | 0 | 1 |
| 2867 | 0 | 0 | 0 |

PRESIDENTIAL ELECTORS FOR

Candidate Name: Virgil GOODE

Party Code: Con

Year: 2012

| Municipality/Precinct | Polling Place | Mail Ballot | Number of Votes |
|------------------------------|----------------------|--------------------|------------------------|
| 2868 | 0 | 0 | 0 |
| 2869 | 0 | 0 | 0 |
| 2870 | 1 | 0 | 1 |
| 2871 | 0 | 0 | 0 |
| 2872 | 0 | 0 | 0 |
| 2873 | 1 | 0 | 1 |
| 2874 | 1 | 0 | 1 |
| 2875 | 0 | 0 | 0 |
| 2876 | 0 | 0 | 0 |
| 2877 | 1 | 0 | 1 |
| 2878 | 0 | 0 | 0 |
| Providence Limited 1 | 0 | 0 | 0 |
| Providence Limited 2 | 0 | 0 | 0 |
| Providence Presidential | 0 | 0 | 0 |
| Total: Providence | 35 | 1 | 36 |
| Richmond | | | |
| 2901 | 5 | 0 | 5 |
| 2902 | 1 | 0 | 1 |
| Richmond Limited | 0 | 0 | 0 |
| Richmond Presidential | 0 | 0 | 0 |
| Total: Richmond | 606 | | |
| Scituate | | | |
| 3001 | 0 | 0 | 0 |
| 3002 | 2 | 1 | 3 |
| 3003 | 4 | 0 | 4 |
| Scituate Limited | 0 | 0 | 0 |
| Scituate Presidential | 0 | 0 | 0 |
| Total: Scituate | 617 | | |
| Smithfield | | | |
| 3101 | 2 | 0 | 2 |
| 3102 | 3 | 0 | 3 |
| 3103 | 1 | 0 | 1 |
| 3104 | 1 | 0 | 1 |
| 3105 | 0 | 0 | 0 |
| 3106 | 2 | 0 | 2 |
| Smithfield Limited | 0 | 0 | 0 |
| Smithfield Presidential | 0 | 0 | 0 |
| Total: Smithfield | 909 | | |
| South Kingstown | | | |
| 3201 | 0 | 0 | 0 |
| 3202 | 2 | 0 | 2 |
| 3203 | 2 | 0 | 2 |
| 3204 | 1 | 0 | 1 |
| 3205 | 0 | 0 | 0 |
| 3206 | 2 | 0 | 2 |

PRESIDENTIAL ELECTORS FOR

| Candidate Name: Virgil GOODE | | Party Code: Con | | Year: 2012 |
|-------------------------------------|------------------------------|------------------------|------------------------|-------------------|
| Municipality/Precinct | Polling Place | Mail Ballot | Number of Votes | |
| | 3207 | 1 | 0 | 1 |
| | 3208 | 0 | 0 | 0 |
| | 3209 | 0 | 0 | 0 |
| | 3210 | 0 | 0 | 0 |
| | South Kingstown Limited | 0 | 0 | 0 |
| | South Kingstown Presidential | 0 | 0 | 0 |
| Total: South Kingstown | | 808 | | |
| Tiverton | | | | |
| | 3301 | 1 | 0 | 1 |
| | 3302 | 1 | 0 | 1 |
| | 3303 | 1 | 0 | 1 |
| | 3304 | 2 | 0 | 2 |
| | 3305 | 1 | 0 | 1 |
| | 3306 | 1 | 0 | 1 |
| | 3307 | 1 | 0 | 1 |
| | Tiverton Limited | 0 | 0 | 0 |
| | Tiverton Presidential | 0 | 0 | 0 |
| Total: Tiverton | | 808 | | |
| Warren | | | | |
| | 3401 | 1 | 0 | 1 |
| | 3402 | 1 | 0 | 1 |
| | 3403 | 1 | 0 | 1 |
| | Warren Limited | 0 | 0 | 0 |
| | Warren Presidential | 0 | 0 | 0 |
| Total: Warren | | 303 | | |
| Warwick | | | | |
| | 3501 | 3 | 0 | 3 |
| | 3502 | 1 | 0 | 1 |
| | 3503 | 2 | 0 | 2 |
| | 3504 | 3 | 0 | 3 |
| | 3505 | 1 | 0 | 1 |
| | 3506 | 2 | 0 | 2 |
| | 3507 | 1 | 0 | 1 |
| | 3508 | 3 | 0 | 3 |
| | 3509 | 0 | 0 | 0 |
| | 3510 | 0 | 0 | 0 |
| | 3511 | 1 | 0 | 1 |
| | 3512 | 0 | 0 | 0 |
| | 3513 | 0 | 1 | 1 |
| | 3514 | 3 | 0 | 3 |
| | 3515 | 1 | 0 | 1 |
| | 3516 | 0 | 0 | 0 |
| | 3517 | 2 | 0 | 2 |
| | 3518 | 2 | 0 | 2 |
| | 3519 | 1 | 0 | 1 |
| | 3520 | 2 | 0 | 2 |
| | 3521 | 1 | 0 | 1 |

PRESIDENTIAL ELECTORS FOR

Candidate Name: Virgil GOODE

Party Code: Con

Year: 2012

| Municipality/Precinct | Polling Place | Mail Ballot | Number of Votes |
|------------------------------|----------------------|--------------------|------------------------|
| 3522 | 1 | 1 | 2 |
| 3523 | 3 | 0 | 3 |
| 3524 | 4 | 0 | 4 |
| 3525 | 0 | 0 | 0 |
| 3526 | 0 | 0 | 0 |
| 3527 | 0 | 0 | 0 |
| 3528 | 1 | 0 | 1 |
| 3529 | 3 | 0 | 3 |
| 3530 | 1 | 1 | 2 |
| 3531 | 2 | 0 | 2 |
| 3532 | 2 | 0 | 2 |
| 3533 | 1 | 0 | 1 |
| Warwick Limited | 0 | 0 | 0 |
| Warwick Presidential | 0 | 0 | 0 |
| Total: Warwick | 47 | 3 | 50 |
| West Greenwich | | | |
| 3701 | 1 | 0 | 1 |
| 3702 | 1 | 0 | 1 |
| 3703 | 5 | 0 | 5 |
| 3704 | 1 | 0 | 1 |
| West Greenwich Limited | 0 | 0 | 0 |
| West Greenwich Presidential | 0 | 0 | 0 |
| Total: West Greenwich | 808 | | |
| West Warwick | | | |
| 3801 | 3 | 0 | 3 |
| 3802 | 0 | 0 | 0 |
| 3803 | 0 | 0 | 0 |
| 3804 | 1 | 0 | 1 |
| 3805 | 0 | 0 | 0 |
| 3806 | 2 | 0 | 2 |
| 3807 | 2 | 0 | 2 |
| 3808 | 0 | 0 | 0 |
| 3809 | 1 | 0 | 1 |
| 3810 | 2 | 0 | 2 |
| West Warwick Limited | 0 | 0 | 0 |
| West Warwick Presidential | 0 | 0 | 0 |
| Total: West Warwick | 11 | 0 | 11 |
| Westerly | | | |
| 3601 | 0 | 0 | 0 |
| 3602 | 1 | 1 | 2 |
| 3603 | 2 | 0 | 2 |
| 3604 | 0 | 0 | 0 |
| 3605 | 0 | 0 | 0 |
| 3606 | 3 | 0 | 3 |
| 3607 | 3 | 0 | 3 |
| Westerly Limited | 0 | 0 | 0 |
| Westerly Presidential | 0 | 0 | 0 |

PRESIDENTIAL ELECTORS FOR

Candidate Name: Ross C. "Rocky" ANDERSON

Party Code: Jus

Year: 2012

| Municipality/Precinct | Polling Place | Mail Ballot | Number of Votes |
|------------------------------|----------------------|--------------------|------------------------|
| Barrington | | | |
| 0101 | 0 | 0 | 0 |
| 0102 | 4 | 0 | 4 |
| 0103 | 0 | 0 | 0 |
| 0104 | 0 | 1 | 1 |
| 0105 | 1 | 0 | 1 |
| Barrington Limited | 0 | 0 | 0 |
| Barrington Presidential | 0 | 0 | 0 |
| Total: Barrington | 516 | | |
| Bristol | | | |
| 0201 | 0 | 0 | 0 |
| 0202 | 1 | 0 | 1 |
| 0203 | 0 | 0 | 0 |
| 0204 | 1 | 0 | 1 |
| 0205 | 0 | 1 | 1 |
| 0206 | 0 | 0 | 0 |
| 0207 | 0 | 0 | 0 |
| 0208 | 1 | 0 | 1 |
| 0209 | 0 | 0 | 0 |
| Bristol Limited | 0 | 0 | 0 |
| Bristol Presidential | 1 | 0 | 1 |
| Total: Bristol | 415 | | |
| Burrillville | | | |
| 0301 | 0 | 0 | 0 |
| 0302 | 0 | 0 | 0 |
| 0303 | 1 | 0 | 1 |
| 0304 | 2 | 1 | 3 |
| 0305 | 4 | 0 | 4 |
| 0306 | 1 | 0 | 1 |
| Burrillville Limited | 0 | 0 | 0 |
| Burrillville Presidential | 0 | 0 | 0 |
| Total: Burrillville | 819 | | |
| Central Falls | | | |
| 0401 | 1 | 0 | 1 |
| 0402 | 0 | 0 | 0 |
| 0403 | 2 | 0 | 2 |
| 0404 | 0 | 0 | 0 |
| 0405 | 0 | 0 | 0 |
| 0406 | 0 | 0 | 0 |
| 0407 | 0 | 0 | 0 |
| 0408 | 0 | 0 | 0 |
| Central Falls Limited | 0 | 0 | 0 |
| Central Falls Presidential | 0 | 0 | 0 |
| Total: Central Falls | 303 | | |
| Charlestown | | | |

PRESIDENTIAL ELECTORS FOR

Candidate Name: Ross C. "Rocky" ANDERSON

Party Code: Jus

Year: 2012

| Municipality/Precinct | Polling Place | Mail Ballot | Number of Votes |
|------------------------------|----------------------|--------------------|------------------------|
| 0501 | 1 | 0 | 1 |
| 0502 | 0 | 2 | 2 |
| 0503 | 1 | 0 | 1 |
| 0504 | 1 | 0 | 1 |
| Charlestown Limited | 0 | 0 | 0 |
| Charlestown Presidential | 0 | 0 | 0 |
| Total: Charlestown | 325 | | |

Coventry

| | | | |
|------------------------|-----------|----------|-----------|
| 0601 | 2 | 0 | 2 |
| 0602 | 2 | 0 | 2 |
| 0603 | 0 | 0 | 0 |
| 0604 | 1 | 0 | 1 |
| 0605 | 0 | 0 | 0 |
| 0606 | 0 | 0 | 0 |
| 0607 | 3 | 0 | 3 |
| 0608 | 0 | 0 | 0 |
| 0609 | 1 | 0 | 1 |
| 0610 | 3 | 0 | 3 |
| 0611 | 1 | 0 | 1 |
| 0612 | 0 | 0 | 0 |
| 0613 | 1 | 0 | 1 |
| 0614 | 1 | 0 | 1 |
| 0615 | 1 | 0 | 1 |
| 0616 | 2 | 0 | 2 |
| 0617 | 0 | 0 | 0 |
| 0618 | 1 | 0 | 1 |
| Coventry Limited | 0 | 0 | 0 |
| Coventry Presidential | 0 | 0 | 0 |
| Total: Coventry | 19 | 0 | 19 |

Cranston

| | | | |
|------|---|---|---|
| 0701 | 1 | 0 | 1 |
| 0702 | 0 | 0 | 0 |
| 0703 | 1 | 0 | 1 |
| 0704 | 1 | 0 | 1 |
| 0705 | 0 | 0 | 0 |
| 0706 | 4 | 1 | 5 |
| 0707 | 0 | 0 | 0 |
| 0708 | 1 | 0 | 1 |
| 0709 | 4 | 1 | 5 |
| 0710 | 0 | 0 | 0 |
| 0711 | 1 | 0 | 1 |
| 0712 | 0 | 1 | 1 |
| 0713 | 0 | 0 | 0 |
| 0714 | 0 | 0 | 0 |
| 0715 | 1 | 0 | 1 |
| 0716 | 0 | 0 | 0 |
| 0717 | 0 | 0 | 0 |
| 0718 | 0 | 0 | 0 |

PRESIDENTIAL ELECTORS FOR

Candidate Name: Ross C. "Rocky" ANDERSON

Party Code: Jus

Year: 2012

| Municipality/Precinct | Polling Place | Mail Ballot | Number of Votes |
|------------------------------|----------------------|--------------------|------------------------|
| 0719 | 1 | 0 | 1 |
| 0720 | 0 | 0 | 0 |
| 0721 | 2 | 0 | 2 |
| 0722 | 1 | 0 | 1 |
| 0723 | 2 | 0 | 2 |
| 0724 | 0 | 0 | 0 |
| 0725 | 1 | 0 | 1 |
| 0726 | 0 | 0 | 0 |
| 0727 | 1 | 0 | 1 |
| 0728 | 0 | 0 | 0 |
| 0730 | 0 | 0 | 0 |
| 0731 | 0 | 0 | 0 |
| Cranston Limited | 0 | 0 | 0 |
| Cranston Presidential | 1 | 0 | 1 |
| Total: Cranston | 23 | 3 | 26 |
| Cumberland | | | |
| 0801 | 1 | 0 | 1 |
| 0802 | 0 | 0 | 0 |
| 0803 | 2 | 0 | 2 |
| 0804 | 1 | 0 | 1 |
| 0805 | 1 | 0 | 1 |
| 0806 | 2 | 0 | 2 |
| 0807 | 3 | 0 | 3 |
| 0808 | 1 | 1 | 2 |
| 0809 | 0 | 0 | 0 |
| 0810 | 0 | 0 | 0 |
| 0811 | 1 | 0 | 1 |
| 0812 | 1 | 0 | 1 |
| Cumberland Limited | 0 | 0 | 0 |
| Cumberland Presidential | 0 | 0 | 0 |
| Total: Cumberland | 13 | 1 | 14 |
| East Greenwich | | | |
| 0901 | 0 | 0 | 0 |
| 0902 | 1 | 0 | 1 |
| 0903 | 0 | 0 | 0 |
| 0904 | 1 | 0 | 1 |
| 0905 | 1 | 0 | 1 |
| East Greenwich Limited | 0 | 0 | 0 |
| East Greenwich Presidential | 0 | 0 | 0 |
| Total: East Greenwich | 303 | | |
| East Providence | | | |
| 1001 | 0 | 0 | 0 |
| 1002 | 0 | 0 | 0 |
| 1003 | 0 | 0 | 0 |
| 1004 | 0 | 0 | 0 |
| 1005 | 0 | 0 | 0 |
| 1006 | 0 | 0 | 0 |

PRESIDENTIAL ELECTORS FOR

Candidate Name: Ross C. "Rocky" ANDERSON

Party Code: Jus

Year: 2012

| Municipality/Precinct | Polling Place | Mail Ballot | Number of Votes |
|--------------------------------|----------------------|--------------------|------------------------|
| 1007 | 1 | 0 | 1 |
| 1008 | 0 | 0 | 0 |
| 1009 | 4 | 0 | 4 |
| 1010 | 1 | 0 | 1 |
| 1011 | 2 | 0 | 2 |
| 1012 | 1 | 0 | 1 |
| 1013 | 0 | 0 | 0 |
| 1014 | 1 | 0 | 1 |
| 1015 | 1 | 0 | 1 |
| 1016 | 0 | 0 | 0 |
| 1017 | 2 | 0 | 2 |
| East Providence Limited | 0 | 0 | 0 |
| East Providence Presidential | 0 | 0 | 0 |
| Total: East Providence | 13 | 0 | 13 |
| Exeter | | | |
| 1101 | 1 | 0 | 1 |
| 1102 | 0 | 0 | 0 |
| 1103 | 3 | 0 | 3 |
| Exeter Limited | 0 | 0 | 0 |
| Exeter Presidential | 0 | 0 | 0 |
| Total: Exeter | 404 | | |
| Federal District | | | |
| Federal District 1 | 0 | 1 | 1 |
| Federal District 2 | 0 | 0 | 0 |
| Total: Federal District | 011 | | |
| Foster | | | |
| 1201 | 0 | 0 | 0 |
| 1202 | 0 | 0 | 0 |
| Foster Limited | 0 | 0 | 0 |
| Foster Presidential | 0 | 0 | 0 |
| Total: Foster | 000 | | |
| Glocester | | | |
| 1301 | 2 | 0 | 2 |
| 1302 | 0 | 0 | 0 |
| 1303 | 0 | 0 | 0 |
| 1304 | 0 | 0 | 0 |
| Glocester Limited | 0 | 0 | 0 |
| Glocester Presidential | 0 | 0 | 0 |
| Total: Glocester | 202 | | |
| Hopkinton | | | |
| 1401 | 3 | 0 | 3 |
| 1402 | 1 | 1 | 2 |
| 1403 | 1 | 0 | 1 |
| Hopkinton Limited | 0 | 0 | 0 |

PRESIDENTIAL ELECTORS FOR

Candidate Name: Ross C. "Rocky" ANDERSON

Party Code: Jus

Year: 2012

| Municipality/Precinct | Polling Place | Mail Ballot | Number of Votes |
|------------------------------|----------------------|--------------------|------------------------|
| Hopkinton Presidential | 0 | 0 | 0 |
| Total: Hopkinton | 516 | | |
| Jamestown | | | |
| 1501 | 4 | 1 | 5 |
| 1502 | 0 | 0 | 0 |
| Jamestown Limited | 0 | 0 | 0 |
| Jamestown Presidential | 0 | 0 | 0 |
| Total: Jamestown | 415 | | |
| Johnston | | | |
| 1601 | 1 | 0 | 1 |
| 1602 | 2 | 0 | 2 |
| 1603 | 2 | 0 | 2 |
| 1604 | 0 | 0 | 0 |
| 1605 | 1 | 0 | 1 |
| 1606 | 1 | 0 | 1 |
| 1607 | 0 | 0 | 0 |
| 1608 | 1 | 0 | 1 |
| 1609 | 0 | 0 | 0 |
| 1610 | 0 | 0 | 0 |
| 1611 | 0 | 0 | 0 |
| 1612 | 1 | 0 | 1 |
| 1613 | 0 | 0 | 0 |
| Johnston Limited | 0 | 0 | 0 |
| Johnston Presidential | 0 | 0 | 0 |
| Total: Johnston | 909 | | |
| Lincoln | | | |
| 1701 | 0 | 0 | 0 |
| 1702 | 0 | 0 | 0 |
| 1703 | 1 | 1 | 2 |
| 1704 | 1 | 0 | 1 |
| 1705 | 1 | 0 | 1 |
| 1706 | 0 | 0 | 0 |
| 1707 | 1 | 0 | 1 |
| 1708 | 1 | 1 | 2 |
| 1709 | 0 | 0 | 0 |
| 1710 | 1 | 0 | 1 |
| 1711 | 1 | 0 | 1 |
| Lincoln Limited | 0 | 0 | 0 |
| Lincoln Presidential | 0 | 0 | 0 |
| Total: Lincoln | 729 | | |
| Little Compton | | | |
| 1801 | 4 | 0 | 4 |
| Little Compton Limited | 0 | 0 | 0 |
| Little Compton Presidential | 0 | 0 | 0 |
| Total: Little Compton | 404 | | |

PRESIDENTIAL ELECTORS FOR

Candidate Name: Ross C. "Rocky" ANDERSON

Party Code: Jus

Year: 2012

| Municipality/Precinct | Polling Place | Mail Ballot | Number of Votes |
|------------------------------|----------------------|--------------------|------------------------|
| Middletown | | | |
| 1901 | 1 | 0 | 1 |
| 1902 | 0 | 0 | 0 |
| 1903 | 2 | 0 | 2 |
| 1904 | 2 | 0 | 2 |
| 1905 | 1 | 0 | 1 |
| Middletown Limited | 0 | 0 | 0 |
| Middletown Presidential | 0 | 0 | 0 |
| Total: Middletown | 606 | | |
| Narragansett | | | |
| 2001 | 0 | 0 | 0 |
| 2002 | 4 | 0 | 4 |
| 2003 | 5 | 0 | 5 |
| 2004 | 3 | 0 | 3 |
| 2005 | 1 | 0 | 1 |
| Narragansett Limited | 0 | 0 | 0 |
| Narragansett Presidential | 0 | 0 | 0 |
| Total: Narragansett | 13 | 0 | 13 |
| New Shoreham | | | |
| 2201 | 1 | 1 | 2 |
| New Shoreham Limited | 0 | 0 | 0 |
| New Shoreham Presidential | 0 | 0 | 0 |
| Total: New Shoreham | 112 | | |
| Newport | | | |
| 2101 | 0 | 0 | 0 |
| 2102 | 1 | 1 | 2 |
| 2103 | 1 | 0 | 1 |
| 2104 | 1 | 0 | 1 |
| 2105 | 1 | 0 | 1 |
| 2106 | 0 | 0 | 0 |
| 2107 | 0 | 0 | 0 |
| Newport Limited | 0 | 0 | 0 |
| Newport Presidential | 0 | 0 | 0 |
| Total: Newport | 415 | | |
| North Kingstown | | | |
| 2301 | 2 | 0 | 2 |
| 2302 | 3 | 0 | 3 |
| 2303 | 4 | 0 | 4 |
| 2304 | 0 | 0 | 0 |
| 2305 | 0 | 0 | 0 |
| 2306 | 0 | 0 | 0 |
| 2307 | 1 | 0 | 1 |
| 2308 | 0 | 0 | 0 |
| 2309 | 3 | 0 | 3 |
| North Kingstown Limited | 0 | 0 | 0 |

PRESIDENTIAL ELECTORS FOR

Candidate Name: Ross C. "Rocky" ANDERSON

Party Code: Jus

Year: 2012

| Municipality/Precinct | Polling Place | Mail Ballot | Number of Votes |
|--------------------------------|----------------------|--------------------|------------------------|
| North Kingstown Presidential | 0 | 0 | 0 |
| Total: North Kingstown | 13 | 0 | 13 |
| North Providence | | | |
| 2401 | 0 | 0 | 0 |
| 2402 | 0 | 0 | 0 |
| 2403 | 0 | 0 | 0 |
| 2404 | 0 | 0 | 0 |
| 2405 | 0 | 1 | 1 |
| 2406 | 3 | 0 | 3 |
| 2407 | 0 | 0 | 0 |
| 2408 | 1 | 0 | 1 |
| 2409 | 1 | 0 | 1 |
| 2410 | 1 | 0 | 1 |
| 2411 | 1 | 0 | 1 |
| 2412 | 1 | 0 | 1 |
| 2413 | 3 | 0 | 3 |
| 2414 | 0 | 0 | 0 |
| 2415 | 0 | 0 | 0 |
| 2416 | 2 | 0 | 2 |
| North Providence Limited | 0 | 0 | 0 |
| North Providence Presidential | 0 | 0 | 0 |
| Total: North Providence | 13 | 1 | 14 |
| North Smithfield | | | |
| 2501 | 3 | 0 | 3 |
| 2502 | 5 | 0 | 5 |
| 2503 | 0 | 0 | 0 |
| 2504 | 0 | 0 | 0 |
| 2505 | 0 | 0 | 0 |
| North Smithfield Limited | 0 | 0 | 0 |
| North Smithfield Presidential | 0 | 0 | 0 |
| Total: North Smithfield | 808 | | |
| Pawtucket | | | |
| 2601 | 0 | 0 | 0 |
| 2602 | 0 | 0 | 0 |
| 2603 | 1 | 1 | 2 |
| 2604 | 0 | 0 | 0 |
| 2605 | 0 | 0 | 0 |
| 2606 | 0 | 0 | 0 |
| 2607 | 1 | 0 | 1 |
| 2608 | 2 | 0 | 2 |
| 2609 | 1 | 0 | 1 |
| 2610 | 0 | 0 | 0 |
| 2611 | 0 | 0 | 0 |
| 2612 | 4 | 0 | 4 |
| 2613 | 1 | 0 | 1 |
| 2614 | 2 | 0 | 2 |
| 2615 | 0 | 0 | 0 |

PRESIDENTIAL ELECTORS FOR

Candidate Name: Ross C. "Rocky" ANDERSON

Party Code: Jus

Year: 2012

| Municipality/Precinct | Polling Place | Mail Ballot | Number of Votes |
|------------------------------|----------------------|--------------------|------------------------|
| 2616 | 0 | 0 | 0 |
| 2617 | 0 | 0 | 0 |
| 2618 | 1 | 1 | 2 |
| 2619 | 1 | 0 | 1 |
| 2620 | 0 | 0 | 0 |
| 2621 | 0 | 0 | 0 |
| 2622 | 0 | 0 | 0 |
| 2623 | 1 | 0 | 1 |
| 2624 | 0 | 0 | 0 |
| 2625 | 0 | 0 | 0 |
| 2626 | 0 | 0 | 0 |
| 2627 | 0 | 0 | 0 |
| 2628 | 2 | 0 | 2 |
| 2629 | 1 | 0 | 1 |
| 2630 | 1 | 0 | 1 |
| Pawtucket Limited | 0 | 0 | 0 |
| Pawtucket Presidential | 0 | 0 | 0 |
| Total: Pawtucket | 19 | 2 | 21 |
| Portsmouth | | | |
| 2701 | 1 | 0 | 1 |
| 2702 | 1 | 0 | 1 |
| 2703 | 1 | 0 | 1 |
| 2704 | 2 | 0 | 2 |
| 2705 | 1 | 0 | 1 |
| 2706 | 0 | 0 | 0 |
| 2707 | 2 | 0 | 2 |
| 2708 | 1 | 0 | 1 |
| Portsmouth Limited | 0 | 0 | 0 |
| Portsmouth Presidential | 0 | 0 | 0 |
| Total: Portsmouth | 909 | | |
| Providence | | | |
| 2801 | 0 | 0 | 0 |
| 2802 | 0 | 0 | 0 |
| 2803 | 1 | 1 | 2 |
| 2804 | 1 | 0 | 1 |
| 2805 | 0 | 0 | 0 |
| 2806 | 0 | 0 | 0 |
| 2807 | 0 | 0 | 0 |
| 2808 | 3 | 0 | 3 |
| 2809 | 1 | 0 | 1 |
| 2810 | 0 | 0 | 0 |
| 2811 | 2 | 0 | 2 |
| 2812 | 0 | 0 | 0 |
| 2813 | 1 | 0 | 1 |
| 2814 | 0 | 0 | 0 |
| 2815 | 0 | 0 | 0 |
| 2816 | 1 | 1 | 2 |
| 2817 | 2 | 0 | 2 |

PRESIDENTIAL ELECTORS FOR

Candidate Name: Ross C. "Rocky" ANDERSON

Party Code: Jus

Year: 2012

| Municipality/Precinct | Polling Place | Mail Ballot | Number of Votes |
|------------------------------|----------------------|--------------------|------------------------|
| 2818 | 2 | 0 | 2 |
| 2819 | 1 | 0 | 1 |
| 2820 | 0 | 0 | 0 |
| 2821 | 1 | 0 | 1 |
| 2822 | 0 | 0 | 0 |
| 2823 | 1 | 0 | 1 |
| 2824 | 0 | 0 | 0 |
| 2825 | 0 | 0 | 0 |
| 2826 | 1 | 0 | 1 |
| 2827 | 1 | 0 | 1 |
| 2828 | 2 | 0 | 2 |
| 2829 | 6 | 0 | 6 |
| 2830 | 0 | 0 | 0 |
| 2831 | 0 | 0 | 0 |
| 2832 | 3 | 0 | 3 |
| 2833 | 0 | 0 | 0 |
| 2834 | 0 | 0 | 0 |
| 2835 | 0 | 0 | 0 |
| 2836 | 0 | 0 | 0 |
| 2837 | 1 | 0 | 1 |
| 2838 | 0 | 0 | 0 |
| 2839 | 1 | 0 | 1 |
| 2840 | 0 | 0 | 0 |
| 2841 | 0 | 0 | 0 |
| 2842 | 0 | 0 | 0 |
| 2843 | 0 | 0 | 0 |
| 2844 | 0 | 0 | 0 |
| 2845 | 2 | 0 | 2 |
| 2846 | 0 | 0 | 0 |
| 2847 | 1 | 0 | 1 |
| 2848 | 0 | 0 | 0 |
| 2849 | 0 | 0 | 0 |
| 2850 | 0 | 0 | 0 |
| 2851 | 0 | 0 | 0 |
| 2852 | 0 | 0 | 0 |
| 2853 | 0 | 1 | 1 |
| 2854 | 1 | 0 | 1 |
| 2855 | 0 | 0 | 0 |
| 2856 | 0 | 0 | 0 |
| 2857 | 0 | 0 | 0 |
| 2858 | 1 | 0 | 1 |
| 2859 | 1 | 0 | 1 |
| 2860 | 2 | 0 | 2 |
| 2861 | 4 | 0 | 4 |
| 2862 | 1 | 0 | 1 |
| 2863 | 0 | 0 | 0 |
| 2864 | 0 | 0 | 0 |
| 2865 | 0 | 0 | 0 |
| 2866 | 0 | 0 | 0 |
| 2867 | 0 | 0 | 0 |

PRESIDENTIAL ELECTORS FOR

Candidate Name: Ross C. "Rocky" ANDERSON

Party Code: Jus

Year: 2012

| Municipality/Precinct | Polling Place | Mail Ballot | Number of Votes |
|------------------------------|----------------------|--------------------|------------------------|
| 2868 | 0 | 0 | 0 |
| 2869 | 0 | 0 | 0 |
| 2870 | 0 | 0 | 0 |
| 2871 | 0 | 0 | 0 |
| 2872 | 0 | 0 | 0 |
| 2873 | 0 | 0 | 0 |
| 2874 | 0 | 0 | 0 |
| 2875 | 0 | 0 | 0 |
| 2876 | 1 | 0 | 1 |
| 2877 | 1 | 0 | 1 |
| 2878 | 0 | 0 | 0 |
| Providence Limited 1 | 0 | 0 | 0 |
| Providence Limited 2 | 0 | 0 | 0 |
| Providence Presidential | 5 | 0 | 5 |
| Total: Providence | 52 | 3 | 55 |
| Richmond | | | |
| 2901 | 2 | 0 | 2 |
| 2902 | 2 | 0 | 2 |
| Richmond Limited | 0 | 0 | 0 |
| Richmond Presidential | 0 | 0 | 0 |
| Total: Richmond | 404 | | |
| Scituate | | | |
| 3001 | 3 | 0 | 3 |
| 3002 | 3 | 0 | 3 |
| 3003 | 0 | 0 | 0 |
| Scituate Limited | 0 | 0 | 0 |
| Scituate Presidential | 0 | 0 | 0 |
| Total: Scituate | 606 | | |
| Smithfield | | | |
| 3101 | 0 | 0 | 0 |
| 3102 | 1 | 1 | 2 |
| 3103 | 1 | 0 | 1 |
| 3104 | 1 | 1 | 2 |
| 3105 | 0 | 0 | 0 |
| 3106 | 6 | 0 | 6 |
| Smithfield Limited | 0 | 0 | 0 |
| Smithfield Presidential | 0 | 0 | 0 |
| Total: Smithfield | 9211 | | |
| South Kingstown | | | |
| 3201 | 0 | 0 | 0 |
| 3202 | 0 | 0 | 0 |
| 3203 | 2 | 0 | 2 |
| 3204 | 1 | 0 | 1 |
| 3205 | 3 | 0 | 3 |
| 3206 | 0 | 0 | 0 |

PRESIDENTIAL ELECTORS FOR

Candidate Name: Ross C. "Rocky" ANDERSON

Party Code: Jus

Year: 2012

| Municipality/Precinct | Polling Place | Mail Ballot | Number of Votes |
|-------------------------------|----------------------|--------------------|------------------------|
| 3207 | 0 | 1 | 1 |
| 3208 | 4 | 1 | 5 |
| 3209 | 0 | 0 | 0 |
| 3210 | 0 | 0 | 0 |
| South Kingstown Limited | 0 | 0 | 0 |
| South Kingstown Presidential | 0 | 0 | 0 |
| Total: South Kingstown | 10 | 2 | 12 |
| Tiverton | | | |
| 3301 | 0 | 0 | 0 |
| 3302 | 1 | 1 | 2 |
| 3303 | 1 | 1 | 2 |
| 3304 | 3 | 0 | 3 |
| 3305 | 1 | 0 | 1 |
| 3306 | 0 | 0 | 0 |
| 3307 | 0 | 0 | 0 |
| Tiverton Limited | 0 | 0 | 0 |
| Tiverton Presidential | 0 | 0 | 0 |
| Total: Tiverton | 628 | | |
| Warren | | | |
| 3401 | 3 | 0 | 3 |
| 3402 | 1 | 0 | 1 |
| 3403 | 1 | 0 | 1 |
| Warren Limited | 0 | 0 | 0 |
| Warren Presidential | 0 | 0 | 0 |
| Total: Warren | 505 | | |
| Warwick | | | |
| 3501 | 1 | 0 | 1 |
| 3502 | 3 | 0 | 3 |
| 3503 | 1 | 0 | 1 |
| 3504 | 2 | 0 | 2 |
| 3505 | 0 | 0 | 0 |
| 3506 | 0 | 0 | 0 |
| 3507 | 1 | 0 | 1 |
| 3508 | 2 | 0 | 2 |
| 3509 | 0 | 0 | 0 |
| 3510 | 0 | 0 | 0 |
| 3511 | 0 | 0 | 0 |
| 3512 | 2 | 0 | 2 |
| 3513 | 1 | 0 | 1 |
| 3514 | 0 | 0 | 0 |
| 3515 | 2 | 0 | 2 |
| 3516 | 1 | 0 | 1 |
| 3517 | 0 | 0 | 0 |
| 3518 | 2 | 0 | 2 |
| 3519 | 5 | 0 | 5 |
| 3520 | 1 | 0 | 1 |
| 3521 | 2 | 0 | 2 |

PRESIDENTIAL ELECTORS FOR

Candidate Name: Ross C. "Rocky" ANDERSON

Party Code: Jus

Year: 2012

| Municipality/Precinct | Polling Place | Mail Ballot | Number of Votes |
|------------------------------|----------------------|--------------------|------------------------|
| 3522 | 1 | 0 | 1 |
| 3523 | 3 | 1 | 4 |
| 3524 | 5 | 0 | 5 |
| 3525 | 3 | 0 | 3 |
| 3526 | 0 | 0 | 0 |
| 3527 | 1 | 0 | 1 |
| 3528 | 0 | 0 | 0 |
| 3529 | 1 | 0 | 1 |
| 3530 | 0 | 0 | 0 |
| 3531 | 0 | 1 | 1 |
| 3532 | 2 | 0 | 2 |
| 3533 | 1 | 1 | 2 |
| Warwick Limited | 0 | 0 | 0 |
| Warwick Presidential | 0 | 0 | 0 |
| Total: Warwick | 43 | 3 | 46 |
| West Greenwich | | | |
| 3701 | 2 | 0 | 2 |
| 3702 | 1 | 0 | 1 |
| 3703 | 1 | 0 | 1 |
| 3704 | 0 | 0 | 0 |
| West Greenwich Limited | 0 | 0 | 0 |
| West Greenwich Presidential | 0 | 0 | 0 |
| Total: West Greenwich | 404 | | |
| West Warwick | | | |
| 3801 | 1 | 0 | 1 |
| 3802 | 0 | 0 | 0 |
| 3803 | 0 | 0 | 0 |
| 3804 | 3 | 0 | 3 |
| 3805 | 1 | 1 | 2 |
| 3806 | 1 | 0 | 1 |
| 3807 | 0 | 0 | 0 |
| 3808 | 2 | 0 | 2 |
| 3809 | 0 | 0 | 0 |
| 3810 | 2 | 0 | 2 |
| West Warwick Limited | 0 | 0 | 0 |
| West Warwick Presidential | 1 | 0 | 1 |
| Total: West Warwick | 11 | 1 | 12 |
| Westerly | | | |
| 3601 | 1 | 0 | 1 |
| 3602 | 0 | 0 | 0 |
| 3603 | 4 | 1 | 5 |
| 3604 | 0 | 0 | 0 |
| 3605 | 0 | 0 | 0 |
| 3606 | 1 | 0 | 1 |
| 3607 | 2 | 0 | 2 |
| Westerly Limited | 0 | 0 | 0 |
| Westerly Presidential | 0 | 0 | 0 |



**GENERAL ELECTION
PRECINCT SUMMARY**

PRESIDENTIAL ELECTORS FOR

Candidate Name: Ross C. "Rocky" ANDERSON **Party Code:** Jus **Year:** 2012

| Municipality/Precinct | Polling Place | Mail Ballot | Number of Votes |
|----------------------------------------------------------------|----------------------|--------------------|------------------------|
| Total: Westerly | 819 | | |
| Woonsocket | | | |
| 3901 | 0 | 0 | 0 |
| 3902 | 0 | 0 | 0 |
| 3903 | 2 | 0 | 2 |
| 3904 | 0 | 0 | 0 |
| 3905 | 1 | 0 | 1 |
| 3906 | 3 | 0 | 3 |
| 3907 | 0 | 0 | 0 |
| 3908 | 0 | 0 | 0 |
| 3909 | 0 | 0 | 0 |
| 3910 | 1 | 1 | 2 |
| 3911 | 2 | 0 | 2 |
| Woonsocket Limited | 0 | 0 | 0 |
| Woonsocket Presidential | 0 | 0 | 0 |
| Total: Woonsocket | 9110 | | |
| Statewide total for candidate: Ross C. "Rocky" ANDERSON | 382 | 34 | 416 |

PRESIDENTIAL ELECTORS FOR

Candidate Name: Peta LINDSAY

Party Code: SL

Year: 2012

| Municipality/Precinct | Polling Place | Mail Ballot | Number of Votes |
|------------------------------|----------------------|--------------------|------------------------|
| Barrington | | | |
| 0101 | 0 | 0 | 0 |
| 0102 | 1 | 0 | 1 |
| 0103 | 0 | 0 | 0 |
| 0104 | 1 | 0 | 1 |
| 0105 | 1 | 0 | 1 |
| Barrington Limited | 0 | 0 | 0 |
| Barrington Presidential | 0 | 0 | 0 |
| Total: Barrington | 303 | | |
| Bristol | | | |
| 0201 | 0 | 0 | 0 |
| 0202 | 0 | 0 | 0 |
| 0203 | 0 | 0 | 0 |
| 0204 | 0 | 0 | 0 |
| 0205 | 0 | 0 | 0 |
| 0206 | 0 | 0 | 0 |
| 0207 | 0 | 0 | 0 |
| 0208 | 0 | 0 | 0 |
| 0209 | 1 | 0 | 1 |
| Bristol Limited | 0 | 0 | 0 |
| Bristol Presidential | 0 | 0 | 0 |
| Total: Bristol | 101 | | |
| Burrillville | | | |
| 0301 | 0 | 0 | 0 |
| 0302 | 0 | 0 | 0 |
| 0303 | 0 | 0 | 0 |
| 0304 | 0 | 0 | 0 |
| 0305 | 0 | 0 | 0 |
| 0306 | 0 | 0 | 0 |
| Burrillville Limited | 0 | 0 | 0 |
| Burrillville Presidential | 0 | 0 | 0 |
| Total: Burrillville | 000 | | |
| Central Falls | | | |
| 0401 | 0 | 0 | 0 |
| 0402 | 0 | 0 | 0 |
| 0403 | 0 | 0 | 0 |
| 0404 | 0 | 0 | 0 |
| 0405 | 0 | 0 | 0 |
| 0406 | 0 | 0 | 0 |
| 0407 | 0 | 0 | 0 |
| 0408 | 0 | 0 | 0 |
| Central Falls Limited | 0 | 0 | 0 |
| Central Falls Presidential | 0 | 0 | 0 |
| Total: Central Falls | 000 | | |
| Charlestown | | | |

PRESIDENTIAL ELECTORS FOR

Candidate Name: Peta LINDSAY

Party Code: SL

Year: 2012

| Municipality/Precinct | Polling Place | Mail Ballot | Number of Votes |
|------------------------------|----------------------|--------------------|------------------------|
| 0501 | 1 | 0 | 1 |
| 0502 | 0 | 0 | 0 |
| 0503 | 0 | 0 | 0 |
| 0504 | 0 | 0 | 0 |
| Charlestown Limited | 0 | 0 | 0 |
| Charlestown Presidential | 0 | 0 | 0 |

Total: Charlestown 101

Coventry

| | | | |
|-----------------------|---|---|---|
| 0601 | 1 | 0 | 1 |
| 0602 | 0 | 0 | 0 |
| 0603 | 0 | 0 | 0 |
| 0604 | 1 | 0 | 1 |
| 0605 | 0 | 0 | 0 |
| 0606 | 0 | 0 | 0 |
| 0607 | 0 | 0 | 0 |
| 0608 | 0 | 0 | 0 |
| 0609 | 0 | 0 | 0 |
| 0610 | 0 | 0 | 0 |
| 0611 | 0 | 0 | 0 |
| 0612 | 0 | 0 | 0 |
| 0613 | 0 | 0 | 0 |
| 0614 | 1 | 0 | 1 |
| 0615 | 0 | 0 | 0 |
| 0616 | 0 | 0 | 0 |
| 0617 | 0 | 0 | 0 |
| 0618 | 0 | 0 | 0 |
| Coventry Limited | 0 | 0 | 0 |
| Coventry Presidential | 0 | 0 | 0 |

Total: Coventry 303

Cranston

| | | | |
|------|---|---|---|
| 0701 | 1 | 0 | 1 |
| 0702 | 0 | 0 | 0 |
| 0703 | 0 | 0 | 0 |
| 0704 | 0 | 0 | 0 |
| 0705 | 0 | 1 | 1 |
| 0706 | 0 | 0 | 0 |
| 0707 | 1 | 0 | 1 |
| 0708 | 0 | 0 | 0 |
| 0709 | 1 | 0 | 1 |
| 0710 | 0 | 0 | 0 |
| 0711 | 0 | 0 | 0 |
| 0712 | 1 | 0 | 1 |
| 0713 | 0 | 0 | 0 |
| 0714 | 0 | 0 | 0 |
| 0715 | 1 | 0 | 1 |
| 0716 | 2 | 0 | 2 |
| 0717 | 0 | 0 | 0 |
| 0718 | 0 | 0 | 0 |

PRESIDENTIAL ELECTORS FOR

Candidate Name: Peta LINDSAY

Party Code: SL

Year: 2012

| Municipality/Precinct | Polling Place | Mail Ballot | Number of Votes |
|------------------------------|----------------------|--------------------|------------------------|
| 0719 | 1 | 0 | 1 |
| 0720 | 0 | 0 | 0 |
| 0721 | 0 | 0 | 0 |
| 0722 | 0 | 0 | 0 |
| 0723 | 0 | 0 | 0 |
| 0724 | 0 | 0 | 0 |
| 0725 | 1 | 0 | 1 |
| 0726 | 0 | 0 | 0 |
| 0727 | 1 | 0 | 1 |
| 0728 | 0 | 0 | 0 |
| 0730 | 1 | 0 | 1 |
| 0731 | 1 | 0 | 1 |
| Cranston Limited | 0 | 0 | 0 |
| Cranston Presidential | 0 | 0 | 0 |
| Total: Cranston | 12 | 1 | 13 |
| Cumberland | | | |
| 0801 | 0 | 0 | 0 |
| 0802 | 0 | 0 | 0 |
| 0803 | 0 | 0 | 0 |
| 0804 | 0 | 0 | 0 |
| 0805 | 1 | 0 | 1 |
| 0806 | 1 | 0 | 1 |
| 0807 | 0 | 0 | 0 |
| 0808 | 0 | 0 | 0 |
| 0809 | 0 | 0 | 0 |
| 0810 | 0 | 0 | 0 |
| 0811 | 0 | 0 | 0 |
| 0812 | 0 | 0 | 0 |
| Cumberland Limited | 0 | 0 | 0 |
| Cumberland Presidential | 0 | 0 | 0 |
| Total: Cumberland | 202 | | |
| East Greenwich | | | |
| 0901 | 0 | 0 | 0 |
| 0902 | 0 | 0 | 0 |
| 0903 | 0 | 0 | 0 |
| 0904 | 0 | 0 | 0 |
| 0905 | 0 | 0 | 0 |
| East Greenwich Limited | 0 | 0 | 0 |
| East Greenwich Presidential | 1 | 0 | 1 |
| Total: East Greenwich | 101 | | |
| East Providence | | | |
| 1001 | 0 | 0 | 0 |
| 1002 | 0 | 0 | 0 |
| 1003 | 1 | 0 | 1 |
| 1004 | 1 | 0 | 1 |
| 1005 | 1 | 0 | 1 |
| 1006 | 0 | 0 | 0 |

PRESIDENTIAL ELECTORS FOR

Candidate Name: Peta LINDSAY

Party Code: SL

Year: 2012

| Municipality/Precinct | Polling Place | Mail Ballot | Number of Votes |
|--------------------------------|----------------------|--------------------|------------------------|
| 1007 | 0 | 0 | 0 |
| 1008 | 0 | 0 | 0 |
| 1009 | 0 | 0 | 0 |
| 1010 | 0 | 0 | 0 |
| 1011 | 0 | 0 | 0 |
| 1012 | 2 | 0 | 2 |
| 1013 | 0 | 0 | 0 |
| 1014 | 0 | 0 | 0 |
| 1015 | 0 | 0 | 0 |
| 1016 | 1 | 0 | 1 |
| 1017 | 0 | 0 | 0 |
| East Providence Limited | 0 | 0 | 0 |
| East Providence Presidential | 0 | 0 | 0 |
| Total: East Providence | 606 | | |
| Exeter | | | |
| 1101 | 0 | 0 | 0 |
| 1102 | 0 | 0 | 0 |
| 1103 | 0 | 0 | 0 |
| Exeter Limited | 0 | 0 | 0 |
| Exeter Presidential | 0 | 0 | 0 |
| Total: Exeter | 000 | | |
| Federal District | | | |
| Federal District 1 | 0 | 0 | 0 |
| Federal District 2 | 0 | 1 | 1 |
| Total: Federal District | 011 | | |
| Foster | | | |
| 1201 | 0 | 0 | 0 |
| 1202 | 0 | 0 | 0 |
| Foster Limited | 0 | 0 | 0 |
| Foster Presidential | 0 | 0 | 0 |
| Total: Foster | 000 | | |
| Glocester | | | |
| 1301 | 0 | 0 | 0 |
| 1302 | 0 | 0 | 0 |
| 1303 | 0 | 0 | 0 |
| 1304 | 0 | 0 | 0 |
| Glocester Limited | 0 | 0 | 0 |
| Glocester Presidential | 0 | 0 | 0 |
| Total: Glocester | 000 | | |
| Hopkinton | | | |
| 1401 | 0 | 0 | 0 |
| 1402 | 1 | 0 | 1 |
| 1403 | 0 | 0 | 0 |
| Hopkinton Limited | 0 | 0 | 0 |

PRESIDENTIAL ELECTORS FOR

Candidate Name: Peta LINDSAY

Party Code: SL

Year: 2012

| Municipality/Precinct | Polling Place | Mail Ballot | Number of Votes |
|------------------------------|----------------------|--------------------|------------------------|
| Hopkinton Presidential | 0 | 0 | 0 |
| Total: Hopkinton | 101 | | |
| Jamestown | | | |
| 1501 | 1 | 1 | 2 |
| 1502 | 1 | 0 | 1 |
| Jamestown Limited | 0 | 0 | 0 |
| Jamestown Presidential | 0 | 0 | 0 |
| Total: Jamestown | 213 | | |
| Johnston | | | |
| 1601 | 0 | 0 | 0 |
| 1602 | 0 | 0 | 0 |
| 1603 | 1 | 0 | 1 |
| 1604 | 0 | 0 | 0 |
| 1605 | 0 | 0 | 0 |
| 1606 | 0 | 0 | 0 |
| 1607 | 0 | 0 | 0 |
| 1608 | 0 | 0 | 0 |
| 1609 | 0 | 0 | 0 |
| 1610 | 0 | 0 | 0 |
| 1611 | 0 | 0 | 0 |
| 1612 | 0 | 0 | 0 |
| 1613 | 0 | 0 | 0 |
| Johnston Limited | 0 | 0 | 0 |
| Johnston Presidential | 0 | 0 | 0 |
| Total: Johnston | 101 | | |
| Lincoln | | | |
| 1701 | 0 | 0 | 0 |
| 1702 | 0 | 0 | 0 |
| 1703 | 0 | 0 | 0 |
| 1704 | 0 | 0 | 0 |
| 1705 | 0 | 0 | 0 |
| 1706 | 0 | 0 | 0 |
| 1707 | 0 | 0 | 0 |
| 1708 | 0 | 0 | 0 |
| 1709 | 0 | 0 | 0 |
| 1710 | 0 | 0 | 0 |
| 1711 | 0 | 0 | 0 |
| Lincoln Limited | 0 | 0 | 0 |
| Lincoln Presidential | 0 | 0 | 0 |
| Total: Lincoln | 000 | | |
| Little Compton | | | |
| 1801 | 0 | 0 | 0 |
| Little Compton Limited | 0 | 0 | 0 |
| Little Compton Presidential | 0 | 0 | 0 |
| Total: Little Compton | 000 | | |

PRESIDENTIAL ELECTORS FOR

Candidate Name: Peta LINDSAY

Party Code: SL

Year: 2012

| Municipality/Precinct | Polling Place | Mail Ballot | Number of Votes |
|------------------------------|----------------------|--------------------|------------------------|
| Middletown | | | |
| 1901 | 1 | 0 | 1 |
| 1902 | 0 | 0 | 0 |
| 1903 | 0 | 0 | 0 |
| 1904 | 0 | 0 | 0 |
| 1905 | 0 | 0 | 0 |
| Middletown Limited | 0 | 0 | 0 |
| Middletown Presidential | 0 | 0 | 0 |
| Total: Middletown | 101 | | |
| Narragansett | | | |
| 2001 | 1 | 0 | 1 |
| 2002 | 0 | 0 | 0 |
| 2003 | 0 | 0 | 0 |
| 2004 | 0 | 0 | 0 |
| 2005 | 0 | 0 | 0 |
| Narragansett Limited | 0 | 0 | 0 |
| Narragansett Presidential | 0 | 0 | 0 |
| Total: Narragansett | 101 | | |
| New Shoreham | | | |
| 2201 | 0 | 0 | 0 |
| New Shoreham Limited | 0 | 0 | 0 |
| New Shoreham Presidential | 0 | 0 | 0 |
| Total: New Shoreham | 000 | | |
| Newport | | | |
| 2101 | 2 | 0 | 2 |
| 2102 | 0 | 0 | 0 |
| 2103 | 1 | 0 | 1 |
| 2104 | 0 | 0 | 0 |
| 2105 | 0 | 0 | 0 |
| 2106 | 1 | 0 | 1 |
| 2107 | 0 | 0 | 0 |
| Newport Limited | 0 | 0 | 0 |
| Newport Presidential | 0 | 0 | 0 |
| Total: Newport | 404 | | |
| North Kingstown | | | |
| 2301 | 1 | 0 | 1 |
| 2302 | 2 | 0 | 2 |
| 2303 | 2 | 0 | 2 |
| 2304 | 0 | 0 | 0 |
| 2305 | 0 | 0 | 0 |
| 2306 | 0 | 0 | 0 |
| 2307 | 1 | 0 | 1 |
| 2308 | 0 | 0 | 0 |
| 2309 | 0 | 0 | 0 |
| North Kingstown Limited | 0 | 0 | 0 |

PRESIDENTIAL ELECTORS FOR

Candidate Name: Peta LINDSAY

Party Code: SL

Year: 2012

| Municipality/Precinct | Polling Place | Mail Ballot | Number of Votes |
|--------------------------------|----------------------|--------------------|------------------------|
| North Kingstown Presidential | 0 | 0 | 0 |
| Total: North Kingstown | 606 | | |
| North Providence | | | |
| 2401 | 0 | 0 | 0 |
| 2402 | 0 | 0 | 0 |
| 2403 | 1 | 0 | 1 |
| 2404 | 0 | 0 | 0 |
| 2405 | 1 | 0 | 1 |
| 2406 | 1 | 0 | 1 |
| 2407 | 0 | 0 | 0 |
| 2408 | 1 | 0 | 1 |
| 2409 | 0 | 0 | 0 |
| 2410 | 0 | 0 | 0 |
| 2411 | 0 | 0 | 0 |
| 2412 | 0 | 0 | 0 |
| 2413 | 1 | 0 | 1 |
| 2414 | 0 | 0 | 0 |
| 2415 | 0 | 0 | 0 |
| 2416 | 0 | 0 | 0 |
| North Providence Limited | 0 | 0 | 0 |
| North Providence Presidential | 1 | 0 | 1 |
| Total: North Providence | 606 | | |
| North Smithfield | | | |
| 2501 | 1 | 0 | 1 |
| 2502 | 0 | 0 | 0 |
| 2503 | 0 | 0 | 0 |
| 2504 | 2 | 0 | 2 |
| 2505 | 0 | 0 | 0 |
| North Smithfield Limited | 0 | 0 | 0 |
| North Smithfield Presidential | 0 | 0 | 0 |
| Total: North Smithfield | 303 | | |
| Pawtucket | | | |
| 2601 | 0 | 0 | 0 |
| 2602 | 0 | 0 | 0 |
| 2603 | 0 | 0 | 0 |
| 2604 | 0 | 0 | 0 |
| 2605 | 0 | 0 | 0 |
| 2606 | 0 | 0 | 0 |
| 2607 | 1 | 0 | 1 |
| 2608 | 0 | 0 | 0 |
| 2609 | 0 | 0 | 0 |
| 2610 | 0 | 0 | 0 |
| 2611 | 0 | 0 | 0 |
| 2612 | 0 | 0 | 0 |
| 2613 | 0 | 0 | 0 |
| 2614 | 0 | 0 | 0 |
| 2615 | 0 | 0 | 0 |

PRESIDENTIAL ELECTORS FOR

Candidate Name: Peta LINDSAY

Party Code: SL

Year: 2012

| Municipality/Precinct | Polling Place | Mail Ballot | Number of Votes |
|------------------------------|----------------------|--------------------|------------------------|
| 2616 | 0 | 0 | 0 |
| 2617 | 0 | 0 | 0 |
| 2618 | 0 | 0 | 0 |
| 2619 | 0 | 0 | 0 |
| 2620 | 1 | 0 | 1 |
| 2621 | 0 | 0 | 0 |
| 2622 | 0 | 0 | 0 |
| 2623 | 0 | 0 | 0 |
| 2624 | 0 | 0 | 0 |
| 2625 | 1 | 0 | 1 |
| 2626 | 0 | 0 | 0 |
| 2627 | 0 | 0 | 0 |
| 2628 | 0 | 0 | 0 |
| 2629 | 0 | 0 | 0 |
| 2630 | 0 | 0 | 0 |
| Pawtucket Limited | 0 | 0 | 0 |
| Pawtucket Presidential | 0 | 0 | 0 |
| Total: Pawtucket | 303 | | |
| Portsmouth | | | |
| 2701 | 0 | 0 | 0 |
| 2702 | 0 | 0 | 0 |
| 2703 | 1 | 0 | 1 |
| 2704 | 2 | 0 | 2 |
| 2705 | 0 | 0 | 0 |
| 2706 | 0 | 0 | 0 |
| 2707 | 0 | 0 | 0 |
| 2708 | 0 | 0 | 0 |
| Portsmouth Limited | 0 | 0 | 0 |
| Portsmouth Presidential | 0 | 0 | 0 |
| Total: Portsmouth | 303 | | |
| Providence | | | |
| 2801 | 0 | 0 | 0 |
| 2802 | 0 | 0 | 0 |
| 2803 | 0 | 0 | 0 |
| 2804 | 0 | 0 | 0 |
| 2805 | 0 | 1 | 1 |
| 2806 | 0 | 0 | 0 |
| 2807 | 0 | 0 | 0 |
| 2808 | 1 | 0 | 1 |
| 2809 | 2 | 0 | 2 |
| 2810 | 1 | 0 | 1 |
| 2811 | 1 | 0 | 1 |
| 2812 | 0 | 0 | 0 |
| 2813 | 0 | 0 | 0 |
| 2814 | 0 | 0 | 0 |
| 2815 | 0 | 0 | 0 |
| 2816 | 2 | 0 | 2 |
| 2817 | 0 | 0 | 0 |

PRESIDENTIAL ELECTORS FOR

Candidate Name: Peta LINDSAY

Party Code: SL

Year: 2012

| Municipality/Precinct | Polling Place | Mail Ballot | Number of Votes |
|------------------------------|----------------------|--------------------|------------------------|
| 2818 | 1 | 0 | 1 |
| 2819 | 1 | 0 | 1 |
| 2820 | 0 | 0 | 0 |
| 2821 | 0 | 0 | 0 |
| 2822 | 0 | 0 | 0 |
| 2823 | 0 | 0 | 0 |
| 2824 | 0 | 0 | 0 |
| 2825 | 0 | 0 | 0 |
| 2826 | 0 | 0 | 0 |
| 2827 | 0 | 0 | 0 |
| 2828 | 0 | 0 | 0 |
| 2829 | 1 | 0 | 1 |
| 2830 | 1 | 0 | 1 |
| 2831 | 0 | 0 | 0 |
| 2832 | 0 | 0 | 0 |
| 2833 | 0 | 0 | 0 |
| 2834 | 0 | 0 | 0 |
| 2835 | 0 | 0 | 0 |
| 2836 | 0 | 0 | 0 |
| 2837 | 0 | 0 | 0 |
| 2838 | 0 | 0 | 0 |
| 2839 | 1 | 0 | 1 |
| 2840 | 0 | 0 | 0 |
| 2841 | 0 | 0 | 0 |
| 2842 | 0 | 0 | 0 |
| 2843 | 0 | 0 | 0 |
| 2844 | 0 | 0 | 0 |
| 2845 | 2 | 0 | 2 |
| 2846 | 0 | 0 | 0 |
| 2847 | 0 | 0 | 0 |
| 2848 | 0 | 0 | 0 |
| 2849 | 0 | 1 | 1 |
| 2850 | 0 | 0 | 0 |
| 2851 | 0 | 0 | 0 |
| 2852 | 0 | 0 | 0 |
| 2853 | 0 | 0 | 0 |
| 2854 | 1 | 0 | 1 |
| 2855 | 1 | 0 | 1 |
| 2856 | 0 | 0 | 0 |
| 2857 | 0 | 0 | 0 |
| 2858 | 0 | 1 | 1 |
| 2859 | 0 | 0 | 0 |
| 2860 | 0 | 0 | 0 |
| 2861 | 1 | 0 | 1 |
| 2862 | 0 | 0 | 0 |
| 2863 | 0 | 0 | 0 |
| 2864 | 0 | 0 | 0 |
| 2865 | 0 | 0 | 0 |
| 2866 | 1 | 0 | 1 |
| 2867 | 0 | 0 | 0 |

PRESIDENTIAL ELECTORS FOR

Candidate Name: Peta LINDSAY

Party Code: SL

Year: 2012

| Municipality/Precinct | Polling Place | Mail Ballot | Number of Votes |
|------------------------------|----------------------|--------------------|------------------------|
| 2868 | 0 | 0 | 0 |
| 2869 | 0 | 0 | 0 |
| 2870 | 1 | 0 | 1 |
| 2871 | 2 | 0 | 2 |
| 2872 | 0 | 0 | 0 |
| 2873 | 1 | 0 | 1 |
| 2874 | 0 | 0 | 0 |
| 2875 | 1 | 0 | 1 |
| 2876 | 0 | 0 | 0 |
| 2877 | 0 | 0 | 0 |
| 2878 | 0 | 0 | 0 |
| Providence Limited 1 | 0 | 0 | 0 |
| Providence Limited 2 | 0 | 0 | 0 |
| Providence Presidential | 2 | 0 | 2 |
| Total: Providence | 25 | 3 | 28 |
| Richmond | | | |
| 2901 | 1 | 0 | 1 |
| 2902 | 2 | 0 | 2 |
| Richmond Limited | 0 | 0 | 0 |
| Richmond Presidential | 0 | 0 | 0 |
| Total: Richmond | 303 | | |
| Scituate | | | |
| 3001 | 2 | 0 | 2 |
| 3002 | 0 | 1 | 1 |
| 3003 | 0 | 0 | 0 |
| Scituate Limited | 0 | 0 | 0 |
| Scituate Presidential | 0 | 0 | 0 |
| Total: Scituate | 213 | | |
| Smithfield | | | |
| 3101 | 0 | 0 | 0 |
| 3102 | 0 | 0 | 0 |
| 3103 | 0 | 0 | 0 |
| 3104 | 0 | 0 | 0 |
| 3105 | 1 | 0 | 1 |
| 3106 | 1 | 0 | 1 |
| Smithfield Limited | 0 | 0 | 0 |
| Smithfield Presidential | 0 | 0 | 0 |
| Total: Smithfield | 202 | | |
| South Kingstown | | | |
| 3201 | 0 | 0 | 0 |
| 3202 | 0 | 0 | 0 |
| 3203 | 1 | 0 | 1 |
| 3204 | 1 | 0 | 1 |
| 3205 | 0 | 0 | 0 |
| 3206 | 2 | 0 | 2 |

PRESIDENTIAL ELECTORS FOR

Candidate Name: Peta LINDSAY

Party Code: SL

Year: 2012

| Municipality/Precinct | Polling Place | Mail Ballot | Number of Votes |
|-------------------------------|----------------------|--------------------|------------------------|
| 3207 | 0 | 0 | 0 |
| 3208 | 0 | 0 | 0 |
| 3209 | 1 | 0 | 1 |
| 3210 | 0 | 0 | 0 |
| South Kingstown Limited | 0 | 0 | 0 |
| South Kingstown Presidential | 0 | 0 | 0 |
| Total: South Kingstown | 505 | | |
| Tiverton | | | |
| 3301 | 0 | 0 | 0 |
| 3302 | 0 | 0 | 0 |
| 3303 | 2 | 0 | 2 |
| 3304 | 0 | 0 | 0 |
| 3305 | 0 | 0 | 0 |
| 3306 | 0 | 0 | 0 |
| 3307 | 0 | 0 | 0 |
| Tiverton Limited | 0 | 0 | 0 |
| Tiverton Presidential | 0 | 0 | 0 |
| Total: Tiverton | 202 | | |
| Warren | | | |
| 3401 | 0 | 0 | 0 |
| 3402 | 1 | 0 | 1 |
| 3403 | 1 | 0 | 1 |
| Warren Limited | 0 | 0 | 0 |
| Warren Presidential | 0 | 0 | 0 |
| Total: Warren | 202 | | |
| Warwick | | | |
| 3501 | 1 | 0 | 1 |
| 3502 | 1 | 0 | 1 |
| 3503 | 0 | 0 | 0 |
| 3504 | 0 | 0 | 0 |
| 3505 | 1 | 0 | 1 |
| 3506 | 0 | 0 | 0 |
| 3507 | 0 | 0 | 0 |
| 3508 | 1 | 0 | 1 |
| 3509 | 0 | 0 | 0 |
| 3510 | 0 | 0 | 0 |
| 3511 | 1 | 0 | 1 |
| 3512 | 0 | 0 | 0 |
| 3513 | 1 | 0 | 1 |
| 3514 | 0 | 0 | 0 |
| 3515 | 0 | 0 | 0 |
| 3516 | 0 | 0 | 0 |
| 3517 | 0 | 0 | 0 |
| 3518 | 0 | 0 | 0 |
| 3519 | 0 | 0 | 0 |
| 3520 | 0 | 0 | 0 |
| 3521 | 0 | 0 | 0 |

PRESIDENTIAL ELECTORS FOR

Candidate Name: Peta LINDSAY

Party Code: SL

Year: 2012

| Municipality/Precinct | Polling Place | Mail Ballot | Number of Votes | |
|------------------------------|-----------------------------|--------------------|------------------------|-----------|
| | 3522 | 1 | 0 | 1 |
| | 3523 | 1 | 0 | 1 |
| | 3524 | 0 | 0 | 0 |
| | 3525 | 1 | 0 | 1 |
| | 3526 | 0 | 0 | 0 |
| | 3527 | 1 | 0 | 1 |
| | 3528 | 0 | 0 | 0 |
| | 3529 | 0 | 0 | 0 |
| | 3530 | 0 | 0 | 0 |
| | 3531 | 0 | 0 | 0 |
| | 3532 | 0 | 0 | 0 |
| | 3533 | 0 | 0 | 0 |
| | Warwick Limited | 0 | 0 | 0 |
| | Warwick Presidential | 0 | 0 | 0 |
| Total: Warwick | | 10 | 0 | 10 |
| West Greenwich | | | | |
| | 3701 | 0 | 0 | 0 |
| | 3702 | 1 | 0 | 1 |
| | 3703 | 0 | 0 | 0 |
| | 3704 | 0 | 0 | 0 |
| | West Greenwich Limited | 0 | 0 | 0 |
| | West Greenwich Presidential | 0 | 0 | 0 |
| Total: West Greenwich | | 101 | | |
| West Warwick | | | | |
| | 3801 | 0 | 0 | 0 |
| | 3802 | 1 | 0 | 1 |
| | 3803 | 0 | 0 | 0 |
| | 3804 | 0 | 0 | 0 |
| | 3805 | 1 | 0 | 1 |
| | 3806 | 0 | 0 | 0 |
| | 3807 | 0 | 0 | 0 |
| | 3808 | 0 | 0 | 0 |
| | 3809 | 0 | 0 | 0 |
| | 3810 | 2 | 0 | 2 |
| | West Warwick Limited | 0 | 0 | 0 |
| | West Warwick Presidential | 0 | 0 | 0 |
| Total: West Warwick | | 404 | | |
| Westerly | | | | |
| | 3601 | 0 | 0 | 0 |
| | 3602 | 1 | 0 | 1 |
| | 3603 | 1 | 1 | 2 |
| | 3604 | 0 | 0 | 0 |
| | 3605 | 2 | 0 | 2 |
| | 3606 | 0 | 0 | 0 |
| | 3607 | 0 | 0 | 0 |
| | Westerly Limited | 0 | 0 | 0 |
| | Westerly Presidential | 0 | 0 | 0 |



**GENERAL ELECTION
PRECINCT SUMMARY**

PRESIDENTIAL ELECTORS FOR

Candidate Name: Peta LINDSAY **Party Code:** SL **Year:** 2012

| Municipality/Precinct | Polling Place | Mail Ballot | Number of Votes |
|----------------------------------------------------|----------------------|--------------------|------------------------|
| Total: Westerly | 415 | | |
| Woonsocket | | | |
| 3901 | 1 | 0 | 1 |
| 3902 | 0 | 0 | 0 |
| 3903 | 0 | 0 | 0 |
| 3904 | 2 | 0 | 2 |
| 3905 | 0 | 0 | 0 |
| 3906 | 0 | 0 | 0 |
| 3907 | 0 | 0 | 0 |
| 3908 | 1 | 0 | 1 |
| 3909 | 0 | 0 | 0 |
| 3910 | 0 | 0 | 0 |
| 3911 | 0 | 0 | 0 |
| Woonsocket Limited | 0 | 0 | 0 |
| Woonsocket Presidential | 0 | 0 | 0 |
| Total: Woonsocket | 404 | | |
| Statewide total for candidate: Peta LINDSAY | 124 | 8 | 132 |

SENATOR IN CONGRESS

Candidate Name: Sheldon WHITEHOUSE

Party Code: DEM

Year: 2012

| Municipality/Precinct | Polling Place | Mail Ballot | Number of Votes |
|------------------------------|----------------------|--------------------|------------------------|
| Barrington | | | |
| 0101 | 910 | 49 | 959 |
| 0102 | 1,168 | 87 | 1,255 |
| 0103 | 847 | 91 | 938 |
| 0104 | 1,152 | 90 | 1,242 |
| 0105 | 1,005 | 82 | 1,087 |
| Barrington Limited | 1 | 0 | 1 |
| Total: Barrington | 5,083 | 399 | 5,482 |
| Bristol | | | |
| 0201 | 537 | 35 | 572 |
| 0202 | 329 | 13 | 342 |
| 0203 | 1,072 | 85 | 1,157 |
| 0204 | 767 | 89 | 856 |
| 0205 | 919 | 41 | 960 |
| 0206 | 771 | 42 | 813 |
| 0207 | 514 | 37 | 551 |
| 0208 | 643 | 46 | 689 |
| 0209 | 159 | 6 | 165 |
| Bristol Limited | 4 | 0 | 4 |
| Total: Bristol | 5,715 | 394 | 6,109 |
| Burrillville | | | |
| 0301 | 579 | 67 | 646 |
| 0302 | 603 | 68 | 671 |
| 0303 | 742 | 46 | 788 |
| 0304 | 519 | 35 | 554 |
| 0305 | 543 | 27 | 570 |
| 0306 | 556 | 20 | 576 |
| Burrillville Limited | 0 | 0 | 0 |
| Total: Burrillville | 3,542 | 263 | 3,805 |
| Central Falls | | | |
| 0401 | 465 | 18 | 483 |
| 0402 | 273 | 5 | 278 |
| 0403 | 535 | 61 | 596 |
| 0404 | 473 | 41 | 514 |
| 0405 | 214 | 8 | 222 |
| 0406 | 308 | 27 | 335 |
| 0407 | 128 | 2 | 130 |
| 0408 | 450 | 20 | 470 |
| Central Falls Limited | 18 | 0 | 18 |
| Total: Central Falls | 2,864 | 182 | 3,046 |
| Charlestown | | | |
| 0501 | 649 | 37 | 686 |
| 0502 | 613 | 33 | 646 |
| 0503 | 517 | 29 | 546 |
| 0504 | 401 | 35 | 436 |

SENATOR IN CONGRESS

Candidate Name: Sheldon WHITEHOUSE

Party Code: DEM

Year: 2012

| Municipality/Precinct | Polling Place | Mail Ballot | Number of Votes |
|------------------------------|----------------------|--------------------|------------------------|
| 0725 | 1,191 | 50 | 1,241 |
| 0726 | 695 | 26 | 721 |
| 0727 | 473 | 15 | 488 |
| 0728 | 1 | 15 | 16 |
| 0730 | 920 | 43 | 963 |
| 0731 | 899 | 38 | 937 |
| Cranston Limited | 8 | 1 | 9 |
| Total: Cranston | 19,604 | 1,056 | 20,660 |
| Cumberland | | | |
| 0801 | 585 | 12 | 597 |
| 0802 | 764 | 46 | 810 |
| 0803 | 1,203 | 44 | 1,247 |
| 0804 | 193 | 4 | 197 |
| 0805 | 993 | 33 | 1,026 |
| 0806 | 870 | 69 | 939 |
| 0807 | 909 | 55 | 964 |
| 0808 | 816 | 80 | 896 |
| 0809 | 310 | 11 | 321 |
| 0810 | 776 | 27 | 803 |
| 0811 | 879 | 28 | 907 |
| 0812 | 644 | 34 | 678 |
| Cumberland Limited | 3 | 0 | 3 |
| Total: Cumberland | 8,945 | 443 | 9,388 |
| East Greenwich | | | |
| 0901 | 162 | 10 | 172 |
| 0902 | 714 | 73 | 787 |
| 0903 | 724 | 73 | 797 |
| 0904 | 754 | 97 | 851 |
| 0905 | 708 | 65 | 773 |
| East Greenwich Limited | 2 | 0 | 2 |
| Total: East Greenwich | 3,064 | 318 | 3,382 |
| East Providence | | | |
| 1001 | 1,016 | 38 | 1,054 |
| 1002 | 806 | 52 | 858 |
| 1003 | 569 | 16 | 585 |
| 1004 | 837 | 41 | 878 |
| 1005 | 735 | 50 | 785 |
| 1006 | 63 | 5 | 68 |
| 1007 | 77 | 42 | 119 |
| 1008 | 1,096 | 60 | 1,156 |
| 1009 | 1,131 | 52 | 1,183 |
| 1010 | 1,132 | 45 | 1,177 |
| 1011 | 1,271 | 119 | 1,390 |
| 1012 | 480 | 30 | 510 |
| 1013 | 812 | 72 | 884 |
| 1014 | 918 | 39 | 957 |
| 1015 | 327 | 32 | 359 |

SENATOR IN CONGRESS

Candidate Name: Sheldon WHITEHOUSE

Party Code: DEM

Year: 2012

| Municipality/Precinct | Polling Place | Mail Ballot | Number of Votes |
|------------------------------|----------------------|--------------------|------------------------|
| 1605 | 598 | 28 | 626 |
| 1606 | 131 | 4 | 135 |
| 1607 | 198 | 7 | 205 |
| 1608 | 828 | 32 | 860 |
| 1609 | 591 | 47 | 638 |
| 1610 | 886 | 36 | 922 |
| 1611 | 460 | 28 | 488 |
| 1612 | 500 | 32 | 532 |
| 1613 | 483 | 28 | 511 |
| Johnston Limited | 0 | 0 | 0 |
| Total: Johnston | 7,133 | 405 | 7,538 |
| Lincoln | | | |
| 1701 | 817 | 55 | 872 |
| 1702 | 457 | 24 | 481 |
| 1703 | 719 | 23 | 742 |
| 1704 | 896 | 41 | 937 |
| 1705 | 680 | 25 | 705 |
| 1706 | 202 | 11 | 213 |
| 1707 | 195 | 10 | 205 |
| 1708 | 788 | 80 | 868 |
| 1709 | 293 | 22 | 315 |
| 1710 | 332 | 11 | 343 |
| 1711 | 360 | 11 | 371 |
| Lincoln Limited | 0 | 0 | 0 |
| Total: Lincoln | 5,739 | 313 | 6,052 |
| Little Compton | | | |
| 1801 | 1,022 | 104 | 1,126 |
| Little Compton Limited | 0 | 0 | 0 |
| Total: Little Compton | 1,022 | 104 | 1,126 |
| Middletown | | | |
| 1901 | 599 | 59 | 658 |
| 1902 | 805 | 77 | 882 |
| 1903 | 706 | 91 | 797 |
| 1904 | 1,012 | 98 | 1,110 |
| 1905 | 696 | 57 | 753 |
| Middletown Limited | 3 | 1 | 4 |
| Total: Middletown | 3,821 | 383 | 4,204 |
| Narragansett | | | |
| 2001 | 100 | 4 | 104 |
| 2002 | 1,042 | 60 | 1,102 |
| 2003 | 949 | 61 | 1,010 |
| 2004 | 965 | 81 | 1,046 |
| 2005 | 867 | 67 | 934 |
| Narragansett Limited | 0 | 0 | 0 |
| Total: Narragansett | 3,923 | 273 | 4,196 |

SENATOR IN CONGRESS

Candidate Name: Sheldon WHITEHOUSE

Party Code: DEM

Year: 2012

| Municipality/Precinct | Polling Place | Mail Ballot | Number of Votes |
|--------------------------------|----------------------|--------------------|------------------------|
| New Shoreham | | | |
| 2201 | 542 | 126 | 668 |
| New Shoreham Limited | 0 | 0 | 0 |
| Total: New Shoreham | 542 | 126 | 668 |
| Newport | | | |
| 2101 | 613 | 53 | 666 |
| 2102 | 1,335 | 86 | 1,421 |
| 2103 | 406 | 17 | 423 |
| 2104 | 315 | 26 | 341 |
| 2105 | 1,078 | 144 | 1,222 |
| 2106 | 740 | 105 | 845 |
| 2107 | 869 | 92 | 961 |
| Newport Limited | 0 | 0 | 0 |
| Total: Newport | 5,356 | 523 | 5,879 |
| North Kingstown | | | |
| 2301 | 534 | 51 | 585 |
| 2302 | 877 | 40 | 917 |
| 2303 | 921 | 74 | 995 |
| 2304 | 925 | 63 | 988 |
| 2305 | 462 | 29 | 491 |
| 2306 | 468 | 32 | 500 |
| 2307 | 1,005 | 101 | 1,106 |
| 2308 | 993 | 91 | 1,084 |
| 2309 | 955 | 84 | 1,039 |
| North Kingstown Limited | 3 | 0 | 3 |
| Total: North Kingstown | 7,143 | 565 | 7,708 |
| North Providence | | | |
| 2401 | 454 | 19 | 473 |
| 2402 | 611 | 24 | 635 |
| 2403 | 602 | 51 | 653 |
| 2404 | 326 | 24 | 350 |
| 2405 | 500 | 30 | 530 |
| 2406 | 667 | 28 | 695 |
| 2407 | 738 | 39 | 777 |
| 2408 | 580 | 25 | 605 |
| 2409 | 360 | 29 | 389 |
| 2410 | 491 | 36 | 527 |
| 2411 | 611 | 32 | 643 |
| 2412 | 761 | 18 | 779 |
| 2413 | 428 | 13 | 441 |
| 2414 | 387 | 11 | 398 |
| 2415 | 466 | 23 | 489 |
| 2416 | 957 | 40 | 997 |
| North Providence Limited | 0 | 0 | 0 |
| Total: North Providence | 8,939 | 442 | 9,381 |

SENATOR IN CONGRESS

Candidate Name: Sheldon WHITEHOUSE

Party Code: DEM

Year: 2012

| Municipality/Precinct | Polling Place | Mail Ballot | Number of Votes |
|--------------------------------|----------------------|--------------------|------------------------|
| North Smithfield | | | |
| 2501 | 641 | 23 | 664 |
| 2502 | 719 | 41 | 760 |
| 2503 | 663 | 34 | 697 |
| 2504 | 641 | 31 | 672 |
| 2505 | 359 | 76 | 435 |
| North Smithfield Limited | 0 | 0 | 0 |
| Total: North Smithfield | 3,023 | 205 | 3,228 |
| Pawtucket | | | |
| 2601 | 261 | 5 | 266 |
| 2602 | 600 | 17 | 617 |
| 2603 | 985 | 27 | 1,012 |
| 2604 | 578 | 19 | 597 |
| 2605 | 472 | 15 | 487 |
| 2606 | 481 | 9 | 490 |
| 2607 | 1,219 | 81 | 1,300 |
| 2608 | 1,440 | 96 | 1,536 |
| 2609 | 134 | 6 | 140 |
| 2610 | 111 | 10 | 121 |
| 2611 | 463 | 34 | 497 |
| 2612 | 665 | 27 | 692 |
| 2613 | 860 | 37 | 897 |
| 2614 | 777 | 21 | 798 |
| 2615 | 279 | 11 | 290 |
| 2616 | 87 | 5 | 92 |
| 2617 | 175 | 17 | 192 |
| 2618 | 1,185 | 57 | 1,242 |
| 2619 | 629 | 15 | 644 |
| 2620 | 1,047 | 56 | 1,103 |
| 2621 | 325 | 7 | 332 |
| 2622 | 186 | 5 | 191 |
| 2623 | 267 | 22 | 289 |
| 2624 | 248 | 19 | 267 |
| 2625 | 267 | 22 | 289 |
| 2626 | 192 | 3 | 195 |
| 2627 | 687 | 43 | 730 |
| 2628 | 899 | 44 | 943 |
| 2629 | 1,226 | 45 | 1,271 |
| 2630 | 89 | 9 | 98 |
| Pawtucket Limited | 9 | 1 | 10 |
| Total: Pawtucket | 16,843 | 785 | 17,628 |
| Portsmouth | | | |
| 2701 | 57 | 7 | 64 |
| 2702 | 116 | 15 | 131 |
| 2703 | 842 | 53 | 895 |
| 2704 | 1,025 | 79 | 1,104 |
| 2705 | 308 | 32 | 340 |

SENATOR IN CONGRESS

Candidate Name: Sheldon WHITEHOUSE

Party Code: DEM

Year: 2012

| Municipality/Precinct | Polling Place | Mail Ballot | Number of Votes |
|------------------------------|----------------------|--------------------|------------------------|
| 2706 | 286 | 43 | 329 |
| 2707 | 990 | 84 | 1,074 |
| 2708 | 967 | 96 | 1,063 |
| Portsmouth Limited | 0 | 0 | 0 |
| Total: Portsmouth | 4,591 | 409 | 5,000 |
| Providence | | | |
| 2801 | 116 | 5 | 121 |
| 2802 | 136 | 9 | 145 |
| 2803 | 932 | 68 | 1,000 |
| 2804 | 373 | 14 | 387 |
| 2805 | 1,234 | 109 | 1,343 |
| 2806 | 87 | 13 | 100 |
| 2807 | 1 | 0 | 1 |
| 2808 | 842 | 54 | 896 |
| 2809 | 1,001 | 85 | 1,086 |
| 2810 | 44 | 5 | 49 |
| 2811 | 850 | 55 | 905 |
| 2812 | 656 | 15 | 671 |
| 2813 | 505 | 17 | 522 |
| 2814 | 362 | 18 | 380 |
| 2815 | 648 | 66 | 714 |
| 2816 | 1,411 | 113 | 1,524 |
| 2817 | 1,488 | 71 | 1,559 |
| 2818 | 1,433 | 77 | 1,510 |
| 2819 | 915 | 53 | 968 |
| 2820 | 106 | 15 | 121 |
| 2821 | 721 | 26 | 747 |
| 2822 | 151 | 17 | 168 |
| 2823 | 950 | 32 | 982 |
| 2824 | 1,140 | 51 | 1,191 |
| 2825 | 170 | 11 | 181 |
| 2826 | 887 | 49 | 936 |
| 2827 | 1,010 | 26 | 1,036 |
| 2828 | 584 | 16 | 600 |
| 2829 | 788 | 27 | 815 |
| 2830 | 67 | 3 | 70 |
| 2831 | 1,201 | 64 | 1,265 |
| 2832 | 950 | 15 | 965 |
| 2833 | 503 | 14 | 517 |
| 2834 | 220 | 7 | 227 |
| 2835 | 79 | 4 | 83 |
| 2836 | 7 | 0 | 7 |
| 2837 | 273 | 20 | 293 |
| 2838 | 157 | 25 | 182 |
| 2839 | 307 | 15 | 322 |
| 2840 | 371 | 24 | 395 |
| 2841 | 237 | 9 | 246 |
| 2842 | 134 | 15 | 149 |
| 2843 | 186 | 7 | 193 |

SENATOR IN CONGRESS

Candidate Name: Sheldon WHITEHOUSE

Party Code: DEM

Year: 2012

| Municipality/Precinct | Polling Place | Mail Ballot | Number of Votes |
|------------------------------|----------------------|--------------------|------------------------|
| 2844 | 615 | 39 | 654 |
| 2845 | 370 | 14 | 384 |
| 2846 | 470 | 21 | 491 |
| 2847 | 331 | 3 | 334 |
| 2848 | 74 | 3 | 77 |
| 2849 | 616 | 66 | 682 |
| 2850 | 385 | 10 | 395 |
| 2851 | 544 | 57 | 601 |
| 2852 | 202 | 8 | 210 |
| 2853 | 150 | 10 | 160 |
| 2854 | 1,189 | 52 | 1,241 |
| 2855 | 940 | 41 | 981 |
| 2856 | 36 | 1 | 37 |
| 2857 | 78 | 5 | 83 |
| 2858 | 300 | 13 | 313 |
| 2859 | 87 | 1 | 88 |
| 2860 | 96 | 2 | 98 |
| 2861 | 808 | 30 | 838 |
| 2862 | 775 | 50 | 825 |
| 2863 | 489 | 13 | 502 |
| 2864 | 240 | 3 | 243 |
| 2865 | 221 | 5 | 226 |
| 2866 | 637 | 48 | 685 |
| 2867 | 59 | 1 | 60 |
| 2868 | 646 | 40 | 686 |
| 2869 | 121 | 1 | 122 |
| 2870 | 619 | 16 | 635 |
| 2871 | 402 | 17 | 419 |
| 2872 | 56 | 5 | 61 |
| 2873 | 87 | 2 | 89 |
| 2874 | 794 | 37 | 831 |
| 2875 | 745 | 19 | 764 |
| 2876 | 494 | 19 | 513 |
| 2877 | 245 | 10 | 255 |
| 2878 | 56 | 2 | 58 |
| Providence Limited 1 | 0 | 0 | 0 |
| Providence Limited 2 | 0 | 0 | 0 |
| Total: Providence | 38,210 | 2,003 | 40,213 |
| Richmond | | | |
| 2901 | 1,002 | 46 | 1,048 |
| 2902 | 933 | 28 | 961 |
| Richmond Limited | 0 | 0 | 0 |
| Total: Richmond | 1,935 | 74 | 2,009 |
| Scituate | | | |
| 3001 | 774 | 65 | 839 |
| 3002 | 822 | 37 | 859 |
| 3003 | 873 | 68 | 941 |
| Scituate Limited | 1 | 0 | 1 |

SENATOR IN CONGRESS

Candidate Name: Sheldon WHITEHOUSE

Party Code: DEM

Year: 2012

| Municipality/Precinct | Polling Place | Mail Ballot | Number of Votes |
|-------------------------------|----------------------|--------------------|------------------------|
| Total: Scituate | | | |
| | 2,470 | 170 | 2,640 |
| Smithfield | | | |
| 3101 | 751 | 63 | 814 |
| 3102 | 813 | 49 | 862 |
| 3103 | 853 | 47 | 900 |
| 3104 | 879 | 89 | 968 |
| 3105 | 891 | 123 | 1,014 |
| 3106 | 706 | 68 | 774 |
| Smithfield Limited | 0 | 0 | 0 |
| Total: Smithfield | | | |
| | 4,893 | 439 | 5,332 |
| South Kingstown | | | |
| 3201 | 301 | 15 | 316 |
| 3202 | 810 | 71 | 881 |
| 3203 | 836 | 88 | 924 |
| 3204 | 895 | 46 | 941 |
| 3205 | 1,051 | 57 | 1,108 |
| 3206 | 650 | 69 | 719 |
| 3207 | 1,025 | 85 | 1,110 |
| 3208 | 895 | 92 | 987 |
| 3209 | 415 | 36 | 451 |
| 3210 | 670 | 60 | 730 |
| South Kingstown Limited | 0 | 1 | 1 |
| Total: South Kingstown | | | |
| | 7,548 | 620 | 8,168 |
| Tiverton | | | |
| 3301 | 817 | 50 | 867 |
| 3302 | 901 | 37 | 938 |
| 3303 | 504 | 23 | 527 |
| 3304 | 533 | 37 | 570 |
| 3305 | 162 | 4 | 166 |
| 3306 | 796 | 45 | 841 |
| 3307 | 530 | 32 | 562 |
| Tiverton Limited | 0 | 0 | 0 |
| Total: Tiverton | | | |
| | 4,243 | 228 | 4,471 |
| Warren | | | |
| 3401 | 693 | 75 | 768 |
| 3402 | 936 | 49 | 985 |
| 3403 | 1,118 | 93 | 1,211 |
| Warren Limited | 1 | 0 | 1 |
| Total: Warren | | | |
| | 2,748 | 217 | 2,965 |
| Warwick | | | |
| 3501 | 1,039 | 56 | 1,095 |
| 3502 | 995 | 37 | 1,032 |
| 3503 | 558 | 19 | 577 |
| 3504 | 886 | 38 | 924 |

SENATOR IN CONGRESS

Candidate Name: Sheldon WHITEHOUSE

Party Code: DEM

Year: 2012

| Municipality/Precinct | Polling Place | Mail Ballot | Number of Votes |
|------------------------------|----------------------|--------------------|------------------------|
| 3505 | 420 | 9 | 429 |
| 3506 | 395 | 15 | 410 |
| 3507 | 178 | 8 | 186 |
| 3508 | 892 | 36 | 928 |
| 3509 | 187 | 16 | 203 |
| 3510 | 588 | 16 | 604 |
| 3511 | 853 | 90 | 943 |
| 3512 | 620 | 23 | 643 |
| 3513 | 868 | 77 | 945 |
| 3514 | 1,085 | 58 | 1,143 |
| 3515 | 1,075 | 52 | 1,127 |
| 3516 | 277 | 10 | 287 |
| 3517 | 337 | 13 | 350 |
| 3518 | 976 | 45 | 1,021 |
| 3519 | 996 | 57 | 1,053 |
| 3520 | 852 | 17 | 869 |
| 3521 | 792 | 66 | 858 |
| 3522 | 622 | 13 | 635 |
| 3523 | 972 | 36 | 1,008 |
| 3524 | 721 | 25 | 746 |
| 3525 | 745 | 40 | 785 |
| 3526 | 224 | 19 | 243 |
| 3527 | 667 | 38 | 705 |
| 3528 | 344 | 9 | 353 |
| 3529 | 690 | 43 | 733 |
| 3530 | 894 | 51 | 945 |
| 3531 | 908 | 86 | 994 |
| 3532 | 426 | 23 | 449 |
| 3533 | 396 | 37 | 433 |
| Warwick Limited | 0 | 0 | 0 |
| Total: Warwick | 22,478 | 1,178 | 23,656 |
| West Greenwich | | | |
| 3701 | 451 | 17 | 468 |
| 3702 | 424 | 18 | 442 |
| 3703 | 290 | 15 | 305 |
| 3704 | 240 | 4 | 244 |
| West Greenwich Limited | 1 | 0 | 1 |
| Total: West Greenwich | 1,406 | 54 | 1,460 |
| West Warwick | | | |
| 3801 | 624 | 26 | 650 |
| 3802 | 409 | 16 | 425 |
| 3803 | 280 | 10 | 290 |
| 3804 | 1,137 | 68 | 1,205 |
| 3805 | 449 | 15 | 464 |
| 3806 | 371 | 32 | 403 |
| 3807 | 1,049 | 60 | 1,109 |
| 3808 | 874 | 42 | 916 |
| 3809 | 689 | 42 | 731 |

SENATOR IN CONGRESS

Candidate Name: Sheldon WHITEHOUSE **Party Code: DEM** **Year: 2012**

| Municipality/Precinct | Polling Place | Mail Ballot | Number of Votes |
|----------------------------------------------------------|----------------------|--------------------|------------------------|
| 3810 | 575 | 23 | 598 |
| West Warwick Limited | 11 | 0 | 11 |
| Total: West Warwick | 6,468 | 334 | 6,802 |
| Westerly | | | |
| 3601 | 405 | 30 | 435 |
| 3602 | 1,010 | 95 | 1,105 |
| 3603 | 945 | 113 | 1,058 |
| 3604 | 790 | 86 | 876 |
| 3605 | 870 | 100 | 970 |
| 3606 | 822 | 58 | 880 |
| 3607 | 724 | 70 | 794 |
| Westerly Limited | 0 | 0 | 0 |
| Total: Westerly | 5,566 | 552 | 6,118 |
| Woonsocket | | | |
| 3901 | 158 | 2 | 160 |
| 3902 | 427 | 27 | 454 |
| 3903 | 911 | 34 | 945 |
| 3904 | 801 | 46 | 847 |
| 3905 | 617 | 12 | 629 |
| 3906 | 639 | 16 | 655 |
| 3907 | 742 | 20 | 762 |
| 3908 | 706 | 34 | 740 |
| 3909 | 912 | 46 | 958 |
| 3910 | 925 | 47 | 972 |
| 3911 | 730 | 31 | 761 |
| Woonsocket Limited | 1 | 0 | 1 |
| Total: Woonsocket | 7,569 | 315 | 7,884 |
| Statewide total for candidate: Sheldon WHITEHOUSE | 255,025 | 16,009 | 271,034 |

SENATOR IN CONGRESS

Candidate Name: B. Barrett HINCKLEY, III

Party Code: REP

Year: 2012

| Municipality/Precinct | Polling Place | Mail Ballot | Number of Votes |
|------------------------------|----------------------|--------------------|------------------------|
| Barrington | | | |
| 0101 | 534 | 50 | 584 |
| 0102 | 645 | 45 | 690 |
| 0103 | 634 | 66 | 700 |
| 0104 | 698 | 53 | 751 |
| 0105 | 726 | 83 | 809 |
| Barrington Limited | 0 | 0 | 0 |
| Total: Barrington | 3,237 | 297 | 3,534 |
| Bristol | | | |
| 0201 | 324 | 27 | 351 |
| 0202 | 154 | 11 | 165 |
| 0203 | 721 | 71 | 792 |
| 0204 | 369 | 24 | 393 |
| 0205 | 497 | 18 | 515 |
| 0206 | 327 | 19 | 346 |
| 0207 | 352 | 19 | 371 |
| 0208 | 240 | 22 | 262 |
| 0209 | 60 | 0 | 60 |
| Bristol Limited | 1 | 0 | 1 |
| Total: Bristol | 3,045 | 211 | 3,256 |
| Burrillville | | | |
| 0301 | 394 | 32 | 426 |
| 0302 | 440 | 20 | 460 |
| 0303 | 602 | 25 | 627 |
| 0304 | 297 | 24 | 321 |
| 0305 | 363 | 17 | 380 |
| 0306 | 513 | 14 | 527 |
| Burrillville Limited | 0 | 0 | 0 |
| Total: Burrillville | 2,609 | 132 | 2,741 |
| Central Falls | | | |
| 0401 | 67 | 4 | 71 |
| 0402 | 50 | 1 | 51 |
| 0403 | 65 | 10 | 75 |
| 0404 | 56 | 11 | 67 |
| 0405 | 27 | 1 | 28 |
| 0406 | 85 | 4 | 89 |
| 0407 | 19 | 2 | 21 |
| 0408 | 81 | 1 | 82 |
| Central Falls Limited | 0 | 0 | 0 |
| Total: Central Falls | 450 | 34 | 484 |
| Charlestown | | | |
| 0501 | 367 | 22 | 389 |
| 0502 | 418 | 29 | 447 |
| 0503 | 413 | 33 | 446 |
| 0504 | 308 | 20 | 328 |

SENATOR IN CONGRESS

Candidate Name: B. Barrett HINCKLEY, III **Party Code: REP** **Year: 2012**

| Municipality/Precinct | Polling Place | Mail Ballot | Number of Votes |
|------------------------------|----------------------|--------------------|------------------------|
| Charlestown Limited | 1 | 0 | 1 |
| Total: Charlestown | 1,507 | 104 | 1,611 |
| Coventry | | | |
| 0601 | 357 | 11 | 368 |
| 0602 | 91 | 4 | 95 |
| 0603 | 543 | 27 | 570 |
| 0604 | 333 | 12 | 345 |
| 0605 | 440 | 14 | 454 |
| 0606 | 246 | 7 | 253 |
| 0607 | 494 | 19 | 513 |
| 0608 | 465 | 17 | 482 |
| 0609 | 419 | 30 | 449 |
| 0610 | 202 | 5 | 207 |
| 0611 | 358 | 22 | 380 |
| 0612 | 305 | 13 | 318 |
| 0613 | 301 | 17 | 318 |
| 0614 | 104 | 16 | 120 |
| 0615 | 525 | 43 | 568 |
| 0616 | 437 | 17 | 454 |
| 0617 | 405 | 12 | 417 |
| 0618 | 223 | 14 | 237 |
| Coventry Limited | 0 | 0 | 0 |
| Total: Coventry | 6,248 | 300 | 6,548 |
| Cranston | | | |
| 0701 | 266 | 18 | 284 |
| 0702 | 221 | 8 | 229 |
| 0703 | 243 | 8 | 251 |
| 0704 | 75 | 4 | 79 |
| 0705 | 70 | 2 | 72 |
| 0706 | 800 | 54 | 854 |
| 0707 | 666 | 28 | 694 |
| 0708 | 614 | 38 | 652 |
| 0709 | 731 | 50 | 781 |
| 0710 | 417 | 15 | 432 |
| 0711 | 447 | 23 | 470 |
| 0712 | 657 | 55 | 712 |
| 0713 | 507 | 24 | 531 |
| 0714 | 71 | 4 | 75 |
| 0715 | 299 | 18 | 317 |
| 0716 | 405 | 22 | 427 |
| 0717 | 132 | 4 | 136 |
| 0718 | 217 | 11 | 228 |
| 0719 | 425 | 36 | 461 |
| 0720 | 182 | 13 | 195 |
| 0721 | 371 | 20 | 391 |
| 0722 | 213 | 11 | 224 |
| 0723 | 347 | 9 | 356 |
| 0724 | 327 | 24 | 351 |

SENATOR IN CONGRESS

Candidate Name: B. Barrett HINCKLEY, III **Party Code: REP** **Year: 2012**

| Municipality/Precinct | Polling Place | Mail Ballot | Number of Votes |
|------------------------------|----------------------|--------------------|------------------------|
| 0725 | 438 | 23 | 461 |
| 0726 | 293 | 8 | 301 |
| 0727 | 204 | 9 | 213 |
| 0728 | 0 | 3 | 3 |
| 0730 | 1,009 | 49 | 1,058 |
| 0731 | 554 | 23 | 577 |
| Cranston Limited | 3 | 0 | 3 |
| Total: Cranston | 11,204 | 614 | 11,818 |

Cumberland

| | | | |
|--------------------------|--------------|------------|--------------|
| 0801 | 385 | 18 | 403 |
| 0802 | 527 | 37 | 564 |
| 0803 | 748 | 29 | 777 |
| 0804 | 119 | 5 | 124 |
| 0805 | 552 | 23 | 575 |
| 0806 | 551 | 36 | 587 |
| 0807 | 864 | 52 | 916 |
| 0808 | 942 | 58 | 1,000 |
| 0809 | 277 | 9 | 286 |
| 0810 | 259 | 8 | 267 |
| 0811 | 383 | 17 | 400 |
| 0812 | 360 | 23 | 383 |
| Cumberland Limited | 0 | 0 | 0 |
| Total: Cumberland | 5,967 | 315 | 6,282 |

East Greenwich

| | | | |
|------------------------------|--------------|------------|--------------|
| 0901 | 185 | 19 | 204 |
| 0902 | 879 | 75 | 954 |
| 0903 | 553 | 45 | 598 |
| 0904 | 727 | 72 | 799 |
| 0905 | 875 | 69 | 944 |
| East Greenwich Limited | 5 | 0 | 5 |
| Total: East Greenwich | 3,224 | 280 | 3,504 |

East Providence

| | | | |
|------|-----|----|-----|
| 1001 | 470 | 20 | 490 |
| 1002 | 236 | 21 | 257 |
| 1003 | 142 | 4 | 146 |
| 1004 | 419 | 22 | 441 |
| 1005 | 429 | 31 | 460 |
| 1006 | 19 | 1 | 20 |
| 1007 | 26 | 4 | 30 |
| 1008 | 249 | 17 | 266 |
| 1009 | 302 | 19 | 321 |
| 1010 | 272 | 20 | 292 |
| 1011 | 529 | 47 | 576 |
| 1012 | 200 | 9 | 209 |
| 1013 | 369 | 49 | 418 |
| 1014 | 403 | 21 | 424 |
| 1015 | 187 | 11 | 198 |

SENATOR IN CONGRESS

Candidate Name: B. Barrett HINCKLEY, III

Party Code: REP

Year: 2012

| Municipality/Precinct | Polling Place | Mail Ballot | Number of Votes |
|--------------------------------|----------------------|--------------------|------------------------|
| 1016 | 282 | 15 | 297 |
| 1017 | 453 | 27 | 480 |
| East Providence Limited | 0 | 0 | 0 |
| Total: East Providence | 4,987 | 338 | 5,325 |
| Exeter | | | |
| 1101 | 347 | 16 | 363 |
| 1102 | 456 | 20 | 476 |
| 1103 | 641 | 29 | 670 |
| Exeter Limited | 0 | 0 | 0 |
| Total: Exeter | 1,444 | 65 | 1,509 |
| Federal District | | | |
| Federal District 1 | 0 | 36 | 36 |
| Federal District 2 | 0 | 10 | 10 |
| Total: Federal District | 04646 | | |
| Foster | | | |
| 1201 | 521 | 29 | 550 |
| 1202 | 501 | 27 | 528 |
| Foster Limited | 2 | 0 | 2 |
| Total: Foster | 1,024 | 56 | 1,080 |
| Glocester | | | |
| 1301 | 788 | 34 | 822 |
| 1302 | 766 | 33 | 799 |
| 1303 | 146 | 8 | 154 |
| 1304 | 509 | 23 | 532 |
| Glocester Limited | 0 | 0 | 0 |
| Total: Glocester | 2,209 | 98 | 2,307 |
| Hopkinton | | | |
| 1401 | 657 | 36 | 693 |
| 1402 | 538 | 33 | 571 |
| 1403 | 238 | 7 | 245 |
| Hopkinton Limited | 0 | 0 | 0 |
| Total: Hopkinton | 1,433 | 76 | 1,509 |
| Jamestown | | | |
| 1501 | 570 | 52 | 622 |
| 1502 | 601 | 54 | 655 |
| Jamestown Limited | 0 | 0 | 0 |
| Total: Jamestown | 1,171 | 106 | 1,277 |
| Johnston | | | |
| 1601 | 323 | 12 | 335 |
| 1602 | 353 | 11 | 364 |
| 1603 | 349 | 13 | 362 |
| 1604 | 440 | 25 | 465 |

SENATOR IN CONGRESS

Candidate Name: B. Barrett HINCKLEY, III

Party Code: REP

Year: 2012

| Municipality/Precinct | Polling Place | Mail Ballot | Number of Votes |
|------------------------------|----------------------|--------------------|------------------------|
| 1605 | 445 | 12 | 457 |
| 1606 | 72 | 5 | 77 |
| 1607 | 132 | 5 | 137 |
| 1608 | 432 | 16 | 448 |
| 1609 | 332 | 13 | 345 |
| 1610 | 553 | 36 | 589 |
| 1611 | 282 | 12 | 294 |
| 1612 | 365 | 12 | 377 |
| 1613 | 511 | 25 | 536 |
| Johnston Limited | 1 | 0 | 1 |
| Total: Johnston | 4,590 | 197 | 4,787 |
| Lincoln | | | |
| 1701 | 880 | 58 | 938 |
| 1702 | 315 | 17 | 332 |
| 1703 | 371 | 8 | 379 |
| 1704 | 582 | 26 | 608 |
| 1705 | 438 | 27 | 465 |
| 1706 | 133 | 12 | 145 |
| 1707 | 160 | 2 | 162 |
| 1708 | 577 | 38 | 615 |
| 1709 | 258 | 9 | 267 |
| 1710 | 212 | 11 | 223 |
| 1711 | 194 | 5 | 199 |
| Lincoln Limited | 1 | 0 | 1 |
| Total: Lincoln | 4,121 | 213 | 4,334 |
| Little Compton | | | |
| 1801 | 871 | 75 | 946 |
| Little Compton Limited | 0 | 0 | 0 |
| Total: Little Compton | 871 | 75 | 946 |
| Middletown | | | |
| 1901 | 480 | 32 | 512 |
| 1902 | 502 | 36 | 538 |
| 1903 | 354 | 45 | 399 |
| 1904 | 548 | 59 | 607 |
| 1905 | 445 | 43 | 488 |
| Middletown Limited | 1 | 1 | 2 |
| Total: Middletown | 2,330 | 216 | 2,546 |
| Narragansett | | | |
| 2001 | 81 | 14 | 95 |
| 2002 | 662 | 54 | 716 |
| 2003 | 660 | 61 | 721 |
| 2004 | 666 | 54 | 720 |
| 2005 | 744 | 68 | 812 |
| Narragansett Limited | 0 | 0 | 0 |
| Total: Narragansett | 2,813 | 251 | 3,064 |

SENATOR IN CONGRESS

Candidate Name: B. Barrett HINCKLEY, III

Party Code: REP

Year: 2012

| Municipality/Precinct | Polling Place | Mail Ballot | Number of Votes |
|--------------------------------|----------------------|--------------------|------------------------|
| New Shoreham | | | |
| 2201 | 200 | 55 | 255 |
| New Shoreham Limited | 0 | 0 | 0 |
| Total: New Shoreham | 200 | 55 | 255 |
| Newport | | | |
| 2101 | 281 | 20 | 301 |
| 2102 | 425 | 28 | 453 |
| 2103 | 139 | 19 | 158 |
| 2104 | 136 | 13 | 149 |
| 2105 | 543 | 65 | 608 |
| 2106 | 427 | 49 | 476 |
| 2107 | 534 | 68 | 602 |
| Newport Limited | 0 | 0 | 0 |
| Total: Newport | 2,485 | 262 | 2,747 |
| North Kingstown | | | |
| 2301 | 623 | 42 | 665 |
| 2302 | 596 | 53 | 649 |
| 2303 | 744 | 46 | 790 |
| 2304 | 716 | 49 | 765 |
| 2305 | 469 | 32 | 501 |
| 2306 | 484 | 43 | 527 |
| 2307 | 742 | 76 | 818 |
| 2308 | 719 | 59 | 778 |
| 2309 | 700 | 55 | 755 |
| North Kingstown Limited | 1 | 0 | 1 |
| Total: North Kingstown | 5,794 | 455 | 6,249 |
| North Providence | | | |
| 2401 | 282 | 7 | 289 |
| 2402 | 327 | 13 | 340 |
| 2403 | 303 | 9 | 312 |
| 2404 | 207 | 9 | 216 |
| 2405 | 228 | 16 | 244 |
| 2406 | 386 | 19 | 405 |
| 2407 | 391 | 13 | 404 |
| 2408 | 285 | 14 | 299 |
| 2409 | 156 | 8 | 164 |
| 2410 | 293 | 9 | 302 |
| 2411 | 464 | 32 | 496 |
| 2412 | 303 | 13 | 316 |
| 2413 | 146 | 5 | 151 |
| 2414 | 161 | 10 | 171 |
| 2415 | 150 | 3 | 153 |
| 2416 | 537 | 37 | 574 |
| North Providence Limited | 1 | 0 | 1 |
| Total: North Providence | 4,620 | 217 | 4,837 |

SENATOR IN CONGRESS

Candidate Name: B. Barrett HINCKLEY, III

Party Code: REP

Year: 2012

| Municipality/Precinct | Polling Place | Mail Ballot | Number of Votes |
|--------------------------------|----------------------|--------------------|------------------------|
| North Smithfield | | | |
| 2501 | 525 | 22 | 547 |
| 2502 | 633 | 40 | 673 |
| 2503 | 462 | 17 | 479 |
| 2504 | 459 | 37 | 496 |
| 2505 | 233 | 34 | 267 |
| North Smithfield Limited | 0 | 0 | 0 |
| Total: North Smithfield | 2,312 | 150 | 2,462 |
| Pawtucket | | | |
| 2601 | 67 | 2 | 69 |
| 2602 | 69 | 1 | 70 |
| 2603 | 311 | 11 | 322 |
| 2604 | 214 | 7 | 221 |
| 2605 | 38 | 0 | 38 |
| 2606 | 32 | 2 | 34 |
| 2607 | 265 | 10 | 275 |
| 2608 | 296 | 27 | 323 |
| 2609 | 19 | 2 | 21 |
| 2610 | 8 | 0 | 8 |
| 2611 | 51 | 7 | 58 |
| 2612 | 244 | 6 | 250 |
| 2613 | 193 | 8 | 201 |
| 2614 | 155 | 2 | 157 |
| 2615 | 75 | 4 | 79 |
| 2616 | 30 | 0 | 30 |
| 2617 | 45 | 2 | 47 |
| 2618 | 484 | 14 | 498 |
| 2619 | 226 | 12 | 238 |
| 2620 | 376 | 15 | 391 |
| 2621 | 152 | 15 | 167 |
| 2622 | 75 | 5 | 80 |
| 2623 | 102 | 6 | 108 |
| 2624 | 176 | 10 | 186 |
| 2625 | 61 | 1 | 62 |
| 2626 | 9 | 1 | 10 |
| 2627 | 161 | 12 | 173 |
| 2628 | 353 | 20 | 373 |
| 2629 | 414 | 17 | 431 |
| 2630 | 28 | 1 | 29 |
| Pawtucket Limited | 2 | 0 | 2 |
| Total: Pawtucket | 4,731 | 220 | 4,951 |
| Portsmouth | | | |
| 2701 | 25 | 6 | 31 |
| 2702 | 117 | 10 | 127 |
| 2703 | 456 | 36 | 492 |
| 2704 | 759 | 57 | 816 |
| 2705 | 250 | 33 | 283 |

SENATOR IN CONGRESS

Candidate Name: B. Barrett HINCKLEY, III

Party Code: REP

Year: 2012

| Municipality/Precinct | Polling Place | Mail Ballot | Number of Votes |
|------------------------------|----------------------|--------------------|------------------------|
| 2706 | 297 | 37 | 334 |
| 2707 | 777 | 74 | 851 |
| 2708 | 824 | 85 | 909 |
| Portsmouth Limited | 1 | 0 | 1 |
| Total: Portsmouth | 3,506 | 338 | 3,844 |
| Providence | | | |
| 2801 | 16 | 0 | 16 |
| 2802 | 36 | 6 | 42 |
| 2803 | 259 | 15 | 274 |
| 2804 | 52 | 1 | 53 |
| 2805 | 335 | 23 | 358 |
| 2806 | 26 | 1 | 27 |
| 2807 | 0 | 0 | 0 |
| 2808 | 148 | 16 | 164 |
| 2809 | 203 | 17 | 220 |
| 2810 | 4 | 0 | 4 |
| 2811 | 66 | 8 | 74 |
| 2812 | 125 | 6 | 131 |
| 2813 | 46 | 1 | 47 |
| 2814 | 56 | 1 | 57 |
| 2815 | 274 | 22 | 296 |
| 2816 | 258 | 25 | 283 |
| 2817 | 302 | 10 | 312 |
| 2818 | 145 | 9 | 154 |
| 2819 | 277 | 13 | 290 |
| 2820 | 38 | 0 | 38 |
| 2821 | 133 | 5 | 138 |
| 2822 | 15 | 0 | 15 |
| 2823 | 53 | 0 | 53 |
| 2824 | 150 | 3 | 153 |
| 2825 | 8 | 0 | 8 |
| 2826 | 64 | 4 | 68 |
| 2827 | 45 | 2 | 47 |
| 2828 | 43 | 0 | 43 |
| 2829 | 72 | 3 | 75 |
| 2830 | 2 | 0 | 2 |
| 2831 | 32 | 0 | 32 |
| 2832 | 51 | 3 | 54 |
| 2833 | 20 | 1 | 21 |
| 2834 | 18 | 0 | 18 |
| 2835 | 33 | 9 | 42 |
| 2836 | 0 | 0 | 0 |
| 2837 | 114 | 5 | 119 |
| 2838 | 46 | 4 | 50 |
| 2839 | 52 | 0 | 52 |
| 2840 | 13 | 5 | 18 |
| 2841 | 17 | 1 | 18 |
| 2842 | 30 | 0 | 30 |
| 2843 | 97 | 4 | 101 |

SENATOR IN CONGRESS

Candidate Name: B. Barrett HINCKLEY, III

Party Code: REP

Year: 2012

| Municipality/Precinct | Polling Place | Mail Ballot | Number of Votes |
|------------------------------|----------------------|--------------------|------------------------|
| 2844 | 230 | 11 | 241 |
| 2845 | 206 | 7 | 213 |
| 2846 | 164 | 13 | 177 |
| 2847 | 25 | 1 | 26 |
| 2848 | 17 | 0 | 17 |
| 2849 | 215 | 17 | 232 |
| 2850 | 72 | 3 | 75 |
| 2851 | 218 | 16 | 234 |
| 2852 | 30 | 0 | 30 |
| 2853 | 31 | 4 | 35 |
| 2854 | 358 | 16 | 374 |
| 2855 | 147 | 7 | 154 |
| 2856 | 7 | 0 | 7 |
| 2857 | 14 | 3 | 17 |
| 2858 | 36 | 0 | 36 |
| 2859 | 9 | 0 | 9 |
| 2860 | 6 | 1 | 7 |
| 2861 | 145 | 11 | 156 |
| 2862 | 134 | 6 | 140 |
| 2863 | 43 | 5 | 48 |
| 2864 | 21 | 0 | 21 |
| 2865 | 9 | 0 | 9 |
| 2866 | 50 | 3 | 53 |
| 2867 | 5 | 1 | 6 |
| 2868 | 24 | 3 | 27 |
| 2869 | 5 | 0 | 5 |
| 2870 | 74 | 3 | 77 |
| 2871 | 54 | 2 | 56 |
| 2872 | 15 | 1 | 16 |
| 2873 | 9 | 0 | 9 |
| 2874 | 182 | 5 | 187 |
| 2875 | 96 | 4 | 100 |
| 2876 | 65 | 3 | 68 |
| 2877 | 58 | 1 | 59 |
| 2878 | 5 | 0 | 5 |
| Providence Limited 1 | 0 | 0 | 0 |
| Providence Limited 2 | 1 | 0 | 1 |
| Total: Providence | 6,554 | 370 | 6,924 |
| Richmond | | | |
| 2901 | 743 | 36 | 779 |
| 2902 | 734 | 18 | 752 |
| Richmond Limited | 0 | 0 | 0 |
| Total: Richmond | 1,477 | 54 | 1,531 |
| Scituate | | | |
| 3001 | 944 | 64 | 1,008 |
| 3002 | 838 | 45 | 883 |
| 3003 | 914 | 62 | 976 |
| Scituate Limited | 0 | 0 | 0 |

SENATOR IN CONGRESS

Candidate Name: B. Barrett HINCKLEY, III

Party Code: REP

Year: 2012

| Municipality/Precinct | Polling Place | Mail Ballot | Number of Votes |
|------------------------------|----------------------|--------------------|------------------------|
| Total: Scituate | 2,696 | 171 | 2,867 |
| Smithfield | | | |
| 3101 | 643 | 49 | 692 |
| 3102 | 547 | 38 | 585 |
| 3103 | 692 | 38 | 730 |
| 3104 | 802 | 42 | 844 |
| 3105 | 673 | 67 | 740 |
| 3106 | 649 | 54 | 703 |
| Smithfield Limited | 0 | 0 | 0 |
| Total: Smithfield | 4,006 | 288 | 4,294 |
| South Kingstown | | | |
| 3201 | 246 | 13 | 259 |
| 3202 | 432 | 61 | 493 |
| 3203 | 510 | 49 | 559 |
| 3204 | 296 | 13 | 309 |
| 3205 | 447 | 24 | 471 |
| 3206 | 384 | 36 | 420 |
| 3207 | 551 | 33 | 584 |
| 3208 | 767 | 55 | 822 |
| 3209 | 293 | 28 | 321 |
| 3210 | 421 | 37 | 458 |
| South Kingstown Limited | 0 | 0 | 0 |
| Total: South Kingstown | 4,347 | 349 | 4,696 |
| Tiverton | | | |
| 3301 | 487 | 61 | 548 |
| 3302 | 497 | 24 | 521 |
| 3303 | 244 | 21 | 265 |
| 3304 | 420 | 19 | 439 |
| 3305 | 76 | 4 | 80 |
| 3306 | 511 | 25 | 536 |
| 3307 | 421 | 54 | 475 |
| Tiverton Limited | 0 | 0 | 0 |
| Total: Tiverton | 2,656 | 208 | 2,864 |
| Warren | | | |
| 3401 | 299 | 26 | 325 |
| 3402 | 557 | 55 | 612 |
| 3403 | 612 | 50 | 662 |
| Warren Limited | 1 | 0 | 1 |
| Total: Warren | 1,469 | 131 | 1,600 |
| Warwick | | | |
| 3501 | 691 | 40 | 731 |
| 3502 | 597 | 27 | 624 |
| 3503 | 268 | 16 | 284 |
| 3504 | 379 | 17 | 396 |

SENATOR IN CONGRESS

Candidate Name: B. Barrett HINCKLEY, III

Party Code: REP

Year: 2012

| Municipality/Precinct | Polling Place | Mail Ballot | Number of Votes |
|------------------------------|----------------------|--------------------|------------------------|
| 3505 | 199 | 7 | 206 |
| 3506 | 209 | 5 | 214 |
| 3507 | 114 | 8 | 122 |
| 3508 | 440 | 11 | 451 |
| 3509 | 113 | 12 | 125 |
| 3510 | 364 | 13 | 377 |
| 3511 | 545 | 40 | 585 |
| 3512 | 324 | 15 | 339 |
| 3513 | 519 | 52 | 571 |
| 3514 | 613 | 29 | 642 |
| 3515 | 553 | 30 | 583 |
| 3516 | 148 | 10 | 158 |
| 3517 | 220 | 8 | 228 |
| 3518 | 702 | 37 | 739 |
| 3519 | 663 | 31 | 694 |
| 3520 | 418 | 7 | 425 |
| 3521 | 407 | 21 | 428 |
| 3522 | 328 | 8 | 336 |
| 3523 | 621 | 25 | 646 |
| 3524 | 440 | 18 | 458 |
| 3525 | 482 | 24 | 506 |
| 3526 | 167 | 11 | 178 |
| 3527 | 478 | 14 | 492 |
| 3528 | 208 | 9 | 217 |
| 3529 | 465 | 34 | 499 |
| 3530 | 672 | 38 | 710 |
| 3531 | 921 | 68 | 989 |
| 3532 | 232 | 19 | 251 |
| 3533 | 274 | 19 | 293 |
| Warwick Limited | 0 | 0 | 0 |
| Total: Warwick | 13,774 | 723 | 14,497 |
| West Greenwich | | | |
| 3701 | 478 | 30 | 508 |
| 3702 | 319 | 18 | 337 |
| 3703 | 344 | 18 | 362 |
| 3704 | 311 | 20 | 331 |
| West Greenwich Limited | 4 | 0 | 4 |
| Total: West Greenwich | 1,456 | 86 | 1,542 |
| West Warwick | | | |
| 3801 | 378 | 24 | 402 |
| 3802 | 248 | 8 | 256 |
| 3803 | 167 | 8 | 175 |
| 3804 | 745 | 47 | 792 |
| 3805 | 230 | 13 | 243 |
| 3806 | 240 | 14 | 254 |
| 3807 | 554 | 37 | 591 |
| 3808 | 611 | 21 | 632 |
| 3809 | 455 | 15 | 470 |

SENATOR IN CONGRESS

Candidate Name: B. Barrett HINCKLEY, III **Party Code: REP** **Year: 2012**

| Municipality/Precinct | Polling Place | Mail Ballot | Number of Votes |
|----------------------------------------------------------------|----------------------|--------------------|------------------------|
| 3810 | 295 | 10 | 305 |
| West Warwick Limited | 6 | 0 | 6 |
| Total: West Warwick | 3,929 | 197 | 4,126 |
| Westerly | | | |
| 3601 | 247 | 28 | 275 |
| 3602 | 470 | 39 | 509 |
| 3603 | 538 | 68 | 606 |
| 3604 | 674 | 115 | 789 |
| 3605 | 637 | 64 | 701 |
| 3606 | 468 | 30 | 498 |
| 3607 | 380 | 26 | 406 |
| Westerly Limited | 1 | 0 | 1 |
| Total: Westerly | 3,415 | 370 | 3,785 |
| Woonsocket | | | |
| 3901 | 53 | 1 | 54 |
| 3902 | 137 | 6 | 143 |
| 3903 | 435 | 15 | 450 |
| 3904 | 187 | 10 | 197 |
| 3905 | 256 | 9 | 265 |
| 3906 | 302 | 3 | 305 |
| 3907 | 380 | 16 | 396 |
| 3908 | 415 | 12 | 427 |
| 3909 | 530 | 24 | 554 |
| 3910 | 466 | 23 | 489 |
| 3911 | 344 | 19 | 363 |
| Woonsocket Limited | 0 | 0 | 0 |
| Total: Woonsocket | 3,505 | 138 | 3,643 |
| Statewide total for candidate: B. Barrett HINCKLEY, III | 137,416 | 8,806 | 146,222 |

REPRESENTATIVE IN CONGRESS DISTRICT 1

Candidate Name: David N. CICILLINE

Party Code: DEM

Year: 2012

| Municipality/Precinct | Polling Place | Mail Ballot | Number of Votes |
|------------------------------|----------------------|--------------------|------------------------|
| Barrington | | | |
| 0101 | 658 | 43 | 701 |
| 0102 | 881 | 67 | 948 |
| 0103 | 642 | 76 | 718 |
| 0104 | 826 | 72 | 898 |
| 0105 | 756 | 60 | 816 |
| Barrington Limited | 1 | 0 | 1 |
| Total: Barrington | 3,764 | 318 | 4,082 |
| Bristol | | | |
| 0201 | 392 | 25 | 417 |
| 0202 | 267 | 10 | 277 |
| 0203 | 805 | 65 | 870 |
| 0204 | 590 | 76 | 666 |
| 0205 | 633 | 33 | 666 |
| 0206 | 617 | 38 | 655 |
| 0207 | 416 | 27 | 443 |
| 0208 | 532 | 34 | 566 |
| 0209 | 129 | 5 | 134 |
| Bristol Limited | 5 | 0 | 5 |
| Total: Bristol | 4,386 | 313 | 4,699 |
| Central Falls | | | |
| 0401 | 432 | 15 | 447 |
| 0402 | 264 | 5 | 269 |
| 0403 | 495 | 50 | 545 |
| 0404 | 436 | 32 | 468 |
| 0405 | 196 | 8 | 204 |
| 0406 | 256 | 25 | 281 |
| 0407 | 116 | 2 | 118 |
| 0408 | 416 | 15 | 431 |
| Central Falls Limited | 17 | 0 | 17 |
| Total: Central Falls | 2,628 | 152 | 2,780 |
| Cumberland | | | |
| 0801 | 393 | 7 | 400 |
| 0802 | 483 | 35 | 518 |
| 0803 | 849 | 39 | 888 |
| 0804 | 131 | 4 | 135 |
| 0805 | 666 | 20 | 686 |
| 0806 | 558 | 29 | 587 |
| 0807 | 538 | 43 | 581 |
| 0808 | 499 | 52 | 551 |
| 0809 | 184 | 8 | 192 |
| 0810 | 609 | 20 | 629 |
| 0811 | 638 | 18 | 656 |
| 0812 | 438 | 27 | 465 |
| Cumberland Limited | 3 | 0 | 3 |

REPRESENTATIVE IN CONGRESS DISTRICT 1

Candidate Name: David N. CICILLINE

Party Code: DEM

Year: 2012

| Municipality/Precinct | Polling Place | Mail Ballot | Number of Votes |
|------------------------------|----------------------|--------------------|------------------------|
| Total: Cumberland | 5,989 | 302 | 6,291 |
| East Providence | | | |
| 1001 | 780 | 25 | 805 |
| 1002 | 719 | 44 | 763 |
| 1003 | 520 | 13 | 533 |
| 1004 | 696 | 32 | 728 |
| 1005 | 561 | 29 | 590 |
| 1006 | 48 | 5 | 53 |
| 1007 | 79 | 38 | 117 |
| 1008 | 1,000 | 55 | 1,055 |
| 1009 | 991 | 46 | 1,037 |
| 1010 | 968 | 42 | 1,010 |
| 1011 | 1,001 | 93 | 1,094 |
| 1012 | 390 | 25 | 415 |
| 1013 | 639 | 54 | 693 |
| 1014 | 722 | 32 | 754 |
| 1015 | 255 | 26 | 281 |
| 1016 | 405 | 31 | 436 |
| 1017 | 697 | 48 | 745 |
| East Providence Limited | 0 | 0 | 0 |
| Total: East Providence | 10,471 | 638 | 11,109 |
| Federal District | | | |
| Federal District 1 | 0 | 146 | 146 |
| Total: Federal District | 0 | 146 | 146 |
| Jamestown | | | |
| 1501 | 740 | 95 | 835 |
| 1502 | 745 | 76 | 821 |
| Jamestown Limited | 1 | 0 | 1 |
| Total: Jamestown | 1,486 | 171 | 1,657 |
| Lincoln | | | |
| 1701 | 548 | 40 | 588 |
| 1702 | 319 | 16 | 335 |
| 1703 | 506 | 13 | 519 |
| 1704 | 597 | 34 | 631 |
| 1705 | 426 | 16 | 442 |
| 1706 | 131 | 8 | 139 |
| 1707 | 137 | 7 | 144 |
| 1708 | 556 | 53 | 609 |
| 1709 | 219 | 13 | 232 |
| 1710 | 244 | 8 | 252 |
| 1711 | 267 | 7 | 274 |
| Lincoln Limited | 0 | 0 | 0 |
| Total: Lincoln | 3,950 | 215 | 4,165 |
| Little Compton | | | |

REPRESENTATIVE IN CONGRESS DISTRICT 1

Candidate Name: David N. CICILLINE

Party Code: DEM

Year: 2012

| Municipality/Precinct | Polling Place | Mail Ballot | Number of Votes |
|--------------------------------|----------------------|--------------------|------------------------|
| 1801 | 791 | 90 | 881 |
| Little Compton Limited | 0 | 0 | 0 |
| Total: Little Compton | 791 | 90 | 881 |
| Middletown | | | |
| 1901 | 462 | 42 | 504 |
| 1902 | 617 | 63 | 680 |
| 1903 | 559 | 74 | 633 |
| 1904 | 796 | 71 | 867 |
| 1905 | 560 | 37 | 597 |
| Middletown Limited | 3 | 1 | 4 |
| Total: Middletown | 2,997 | 288 | 3,285 |
| Newport | | | |
| 2101 | 514 | 47 | 561 |
| 2102 | 1,139 | 67 | 1,206 |
| 2103 | 353 | 12 | 365 |
| 2104 | 273 | 26 | 299 |
| 2105 | 906 | 124 | 1,030 |
| 2106 | 650 | 88 | 738 |
| 2107 | 668 | 70 | 738 |
| Newport Limited | 0 | 0 | 0 |
| Total: Newport | 4,503 | 434 | 4,937 |
| North Providence | | | |
| 2401 | 368 | 14 | 382 |
| 2402 | 505 | 19 | 524 |
| 2403 | 476 | 37 | 513 |
| 2404 | 250 | 16 | 266 |
| 2405 | 352 | 22 | 374 |
| 2406 | 520 | 20 | 540 |
| 2407 | 551 | 29 | 580 |
| 2408 | 447 | 21 | 468 |
| 2409 | 292 | 21 | 313 |
| 2410 | 399 | 28 | 427 |
| 2411 | 483 | 20 | 503 |
| 2412 | 612 | 17 | 629 |
| 2413 | 323 | 7 | 330 |
| 2414 | 298 | 11 | 309 |
| 2415 | 365 | 20 | 385 |
| 2416 | 749 | 30 | 779 |
| North Providence Limited | 0 | 0 | 0 |
| Total: North Providence | 6,990 | 332 | 7,322 |
| North Smithfield | | | |
| 2501 | 459 | 15 | 474 |
| 2502 | 468 | 27 | 495 |
| 2503 | 444 | 25 | 469 |
| 2504 | 479 | 27 | 506 |

REPRESENTATIVE IN CONGRESS DISTRICT 1

Candidate Name: David N. CICILLINE

Party Code: DEM

Year: 2012

| Municipality/Precinct | Polling Place | Mail Ballot | Number of Votes |
|--------------------------------|----------------------|--------------------|------------------------|
| 2505 | 264 | 61 | 325 |
| North Smithfield Limited | 0 | 0 | 0 |
| Total: North Smithfield | 2,114 | 155 | 2,269 |
| Pawtucket | | | |
| 2601 | 232 | 5 | 237 |
| 2602 | 576 | 16 | 592 |
| 2603 | 832 | 25 | 857 |
| 2604 | 433 | 16 | 449 |
| 2605 | 431 | 15 | 446 |
| 2606 | 450 | 10 | 460 |
| 2607 | 1,055 | 71 | 1,126 |
| 2608 | 1,279 | 85 | 1,364 |
| 2609 | 119 | 6 | 125 |
| 2610 | 104 | 9 | 113 |
| 2611 | 419 | 31 | 450 |
| 2612 | 513 | 26 | 539 |
| 2613 | 763 | 29 | 792 |
| 2614 | 685 | 21 | 706 |
| 2615 | 227 | 10 | 237 |
| 2616 | 65 | 4 | 69 |
| 2617 | 134 | 15 | 149 |
| 2618 | 855 | 41 | 896 |
| 2619 | 468 | 13 | 481 |
| 2620 | 834 | 42 | 876 |
| 2621 | 238 | 6 | 244 |
| 2622 | 141 | 4 | 145 |
| 2623 | 187 | 19 | 206 |
| 2624 | 175 | 14 | 189 |
| 2625 | 235 | 19 | 254 |
| 2626 | 187 | 3 | 190 |
| 2627 | 581 | 38 | 619 |
| 2628 | 663 | 30 | 693 |
| 2629 | 967 | 37 | 1,004 |
| 2630 | 70 | 5 | 75 |
| Pawtucket Limited | 6 | 1 | 7 |
| Total: Pawtucket | 13,924 | 666 | 14,590 |
| Portsmouth | | | |
| 2701 | 37 | 2 | 39 |
| 2702 | 87 | 11 | 98 |
| 2703 | 640 | 35 | 675 |
| 2704 | 734 | 53 | 787 |
| 2705 | 238 | 28 | 266 |
| 2706 | 221 | 34 | 255 |
| 2707 | 717 | 71 | 788 |
| 2708 | 732 | 77 | 809 |
| Portsmouth Limited | 0 | 0 | 0 |
| Total: Portsmouth | 3,406 | 311 | 3,717 |

REPRESENTATIVE IN CONGRESS DISTRICT 1

Candidate Name: David N. CICILLINE

Party Code: DEM

Year: 2012

| Municipality/Precinct | Polling Place | Mail Ballot | Number of Votes |
|------------------------------|----------------------|--------------------|------------------------|
| Providence | | | |
| 2801 | 110 | 4 | 114 |
| 2802 | 112 | 9 | 121 |
| 2803 | 835 | 58 | 893 |
| 2804 | 339 | 13 | 352 |
| 2805 | 1,035 | 95 | 1,130 |
| 2806 | 68 | 13 | 81 |
| 2807 | 1 | 0 | 1 |
| 2808 | 698 | 45 | 743 |
| 2809 | 844 | 71 | 915 |
| 2810 | 36 | 4 | 40 |
| 2811 | 764 | 50 | 814 |
| 2812 | 582 | 11 | 593 |
| 2813 | 443 | 15 | 458 |
| 2814 | 308 | 17 | 325 |
| 2815 | 568 | 56 | 624 |
| 2816 | 1,203 | 101 | 1,304 |
| 2817 | 1,257 | 67 | 1,324 |
| 2818 | 1,263 | 70 | 1,333 |
| 2819 | 718 | 43 | 761 |
| 2820 | 86 | 13 | 99 |
| 2821 | 584 | 20 | 604 |
| 2822 | 132 | 14 | 146 |
| 2823 | 869 | 27 | 896 |
| 2824 | 1,002 | 45 | 1,047 |
| 2825 | 163 | 9 | 172 |
| 2826 | 795 | 43 | 838 |
| 2827 | 939 | 23 | 962 |
| 2828 | 533 | 11 | 544 |
| 2829 | 715 | 26 | 741 |
| 2830 | 62 | 1 | 63 |
| 2831 | 1,115 | 54 | 1,169 |
| 2832 | 877 | 13 | 890 |
| 2833 | 479 | 13 | 492 |
| 2834 | 204 | 7 | 211 |
| Providence Limited 1 | 0 | 0 | 0 |
| Total: Providence | 19,739 | 1,061 | 20,800 |
| Smithfield | | | |
| 3101 | 512 | 54 | 566 |
| 3102 | 569 | 35 | 604 |
| 3103 | 608 | 34 | 642 |
| 3104 | 546 | 66 | 612 |
| 3105 | 610 | 93 | 703 |
| 3106 | 491 | 48 | 539 |
| Smithfield Limited | 0 | 0 | 0 |
| Total: Smithfield | 3,336 | 330 | 3,666 |
| Tiverton | | | |

REPRESENTATIVE IN CONGRESS DISTRICT 1

Candidate Name: David N. CICILLINE **Party Code: DEM** **Year: 2012**

| Municipality/Precinct | Polling Place | Mail Ballot | Number of Votes |
|----------------------------------------------------------|----------------------|--------------------|------------------------|
| 3301 | 641 | 36 | 677 |
| 3302 | 701 | 27 | 728 |
| 3303 | 401 | 20 | 421 |
| 3304 | 380 | 25 | 405 |
| 3305 | 121 | 4 | 125 |
| 3306 | 624 | 36 | 660 |
| 3307 | 412 | 22 | 434 |
| Tiverton Limited | 0 | 0 | 0 |
| Total: Tiverton | 3,280 | 170 | 3,450 |
| Warren | | | |
| 3401 | 558 | 63 | 621 |
| 3402 | 691 | 37 | 728 |
| 3403 | 851 | 62 | 913 |
| Warren Limited | 1 | 0 | 1 |
| Total: Warren | 2,101 | 162 | 2,263 |
| Woonsocket | | | |
| 3901 | 132 | 1 | 133 |
| 3902 | 384 | 24 | 408 |
| 3903 | 746 | 28 | 774 |
| 3904 | 716 | 40 | 756 |
| 3905 | 518 | 13 | 531 |
| 3906 | 537 | 11 | 548 |
| 3907 | 639 | 18 | 657 |
| 3908 | 556 | 26 | 582 |
| 3909 | 710 | 39 | 749 |
| 3910 | 707 | 29 | 736 |
| 3911 | 601 | 27 | 628 |
| Woonsocket Limited | 1 | 0 | 1 |
| Total: Woonsocket | 6,247 | 256 | 6,503 |
| Statewide total for candidate: David N. CICILLINE | 102,102 | 6,510 | 108,612 |

REPRESENTATIVE IN CONGRESS DISTRICT 1

Candidate Name: Brendan P. DOHERTY

Party Code: REP

Year: 2012

| Municipality/Precinct | Polling Place | Mail Ballot | Number of Votes |
|------------------------------|----------------------|--------------------|------------------------|
| Barrington | | | |
| 0101 | 720 | 49 | 769 |
| 0102 | 856 | 57 | 913 |
| 0103 | 833 | 78 | 911 |
| 0104 | 966 | 63 | 1,029 |
| 0105 | 913 | 100 | 1,013 |
| Barrington Limited | 0 | 0 | 0 |
| Total: Barrington | 4,288 | 347 | 4,635 |
| Bristol | | | |
| 0201 | 449 | 37 | 486 |
| 0202 | 208 | 12 | 220 |
| 0203 | 961 | 79 | 1,040 |
| 0204 | 526 | 37 | 563 |
| 0205 | 738 | 26 | 764 |
| 0206 | 472 | 23 | 495 |
| 0207 | 422 | 25 | 447 |
| 0208 | 334 | 36 | 370 |
| 0209 | 79 | 1 | 80 |
| Bristol Limited | 1 | 0 | 1 |
| Total: Bristol | 4,190 | 276 | 4,466 |
| Central Falls | | | |
| 0401 | 96 | 7 | 103 |
| 0402 | 54 | 1 | 55 |
| 0403 | 91 | 18 | 109 |
| 0404 | 78 | 16 | 94 |
| 0405 | 41 | 1 | 42 |
| 0406 | 127 | 6 | 133 |
| 0407 | 29 | 2 | 31 |
| 0408 | 104 | 4 | 108 |
| Central Falls Limited | 1 | 0 | 1 |
| Total: Central Falls | 621 | 55 | 676 |
| Cumberland | | | |
| 0801 | 567 | 24 | 591 |
| 0802 | 800 | 46 | 846 |
| 0803 | 1,035 | 34 | 1,069 |
| 0804 | 169 | 5 | 174 |
| 0805 | 815 | 33 | 848 |
| 0806 | 823 | 80 | 903 |
| 0807 | 1,235 | 61 | 1,296 |
| 0808 | 1,250 | 89 | 1,339 |
| 0809 | 408 | 11 | 419 |
| 0810 | 399 | 15 | 414 |
| 0811 | 600 | 27 | 627 |
| 0812 | 540 | 31 | 571 |
| Cumberland Limited | 0 | 0 | 0 |



**GENERAL ELECTION
PRECINCT SUMMARY**

REPRESENTATIVE IN CONGRESS DISTRICT 1

Candidate Name: Brendan P. DOHERTY

Party Code: REP

Year: 2012

| Municipality/Precinct | Polling Place | Mail Ballot | Number of Votes |
|------------------------------|----------------------|--------------------|------------------------|
| Total: Cumberland | 8,641 | 456 | 9,097 |
| East Providence | | | |
| 1001 | 686 | 27 | 713 |
| 1002 | 310 | 21 | 331 |
| 1003 | 180 | 8 | 188 |
| 1004 | 559 | 30 | 589 |
| 1005 | 571 | 47 | 618 |
| 1006 | 31 | 1 | 32 |
| 1007 | 24 | 7 | 31 |
| 1008 | 338 | 22 | 360 |
| 1009 | 432 | 23 | 455 |
| 1010 | 412 | 24 | 436 |
| 1011 | 760 | 67 | 827 |
| 1012 | 262 | 9 | 271 |
| 1013 | 501 | 60 | 561 |
| 1014 | 555 | 25 | 580 |
| 1015 | 241 | 17 | 258 |
| 1016 | 398 | 22 | 420 |
| 1017 | 598 | 38 | 636 |
| East Providence Limited | 0 | 0 | 0 |
| Total: East Providence | 6,858 | 448 | 7,306 |
| Federal District | | | |
| Federal District 1 | 0 | 41 | 41 |
| Total: Federal District | 04141 | | |
| Jamestown | | | |
| 1501 | 705 | 67 | 772 |
| 1502 | 737 | 73 | 810 |
| Jamestown Limited | 0 | 0 | 0 |
| Total: Jamestown | 1,442 | 140 | 1,582 |
| Lincoln | | | |
| 1701 | 1,135 | 77 | 1,212 |
| 1702 | 447 | 23 | 470 |
| 1703 | 565 | 14 | 579 |
| 1704 | 835 | 33 | 868 |
| 1705 | 662 | 33 | 695 |
| 1706 | 198 | 14 | 212 |
| 1707 | 207 | 3 | 210 |
| 1708 | 786 | 60 | 846 |
| 1709 | 328 | 16 | 344 |
| 1710 | 291 | 14 | 305 |
| 1711 | 257 | 8 | 265 |
| Lincoln Limited | 1 | 0 | 1 |
| Total: Lincoln | 5,712 | 295 | 6,007 |
| Little Compton | | | |

REPRESENTATIVE IN CONGRESS DISTRICT 1

Candidate Name: Brendan P. DOHERTY

Party Code: REP

Year: 2012

| Municipality/Precinct | Polling Place | Mail Ballot | Number of Votes |
|--------------------------------|----------------------|--------------------|------------------------|
| 1801 | 998 | 79 | 1,077 |
| Little Compton Limited | 0 | 0 | 0 |
| Total: Little Compton | 998 | 79 | 1,077 |
| Middletown | | | |
| 1901 | 573 | 47 | 620 |
| 1902 | 626 | 44 | 670 |
| 1903 | 466 | 52 | 518 |
| 1904 | 710 | 75 | 785 |
| 1905 | 552 | 53 | 605 |
| Middletown Limited | 1 | 1 | 2 |
| Total: Middletown | 2,928 | 272 | 3,200 |
| Newport | | | |
| 2101 | 349 | 24 | 373 |
| 2102 | 542 | 41 | 583 |
| 2103 | 168 | 21 | 189 |
| 2104 | 164 | 11 | 175 |
| 2105 | 665 | 84 | 749 |
| 2106 | 484 | 61 | 545 |
| 2107 | 674 | 87 | 761 |
| Newport Limited | 0 | 0 | 0 |
| Total: Newport | 3,046 | 329 | 3,375 |
| North Providence | | | |
| 2401 | 356 | 13 | 369 |
| 2402 | 410 | 16 | 426 |
| 2403 | 413 | 20 | 433 |
| 2404 | 270 | 17 | 287 |
| 2405 | 335 | 20 | 355 |
| 2406 | 502 | 21 | 523 |
| 2407 | 564 | 26 | 590 |
| 2408 | 379 | 15 | 394 |
| 2409 | 219 | 14 | 233 |
| 2410 | 381 | 17 | 398 |
| 2411 | 596 | 43 | 639 |
| 2412 | 419 | 15 | 434 |
| 2413 | 232 | 11 | 243 |
| 2414 | 223 | 10 | 233 |
| 2415 | 245 | 3 | 248 |
| 2416 | 718 | 44 | 762 |
| North Providence Limited | 0 | 0 | 0 |
| Total: North Providence | 6,262 | 305 | 6,567 |
| North Smithfield | | | |
| 2501 | 686 | 30 | 716 |
| 2502 | 853 | 50 | 903 |
| 2503 | 616 | 25 | 641 |
| 2504 | 608 | 44 | 652 |

REPRESENTATIVE IN CONGRESS DISTRICT 1

Candidate Name: Brendan P. DOHERTY

Party Code: REP

Year: 2012

| Municipality/Precinct | Polling Place | Mail Ballot | Number of Votes |
|--------------------------------|----------------------|--------------------|------------------------|
| 2505 | 325 | 45 | 370 |
| North Smithfield Limited | 0 | 0 | 0 |
| Total: North Smithfield | 3,088 | 194 | 3,282 |
| Pawtucket | | | |
| 2601 | 78 | 3 | 81 |
| 2602 | 82 | 2 | 84 |
| 2603 | 405 | 8 | 413 |
| 2604 | 296 | 10 | 306 |
| 2605 | 73 | 0 | 73 |
| 2606 | 47 | 0 | 47 |
| 2607 | 346 | 16 | 362 |
| 2608 | 369 | 34 | 403 |
| 2609 | 25 | 2 | 27 |
| 2610 | 12 | 1 | 13 |
| 2611 | 77 | 8 | 85 |
| 2612 | 346 | 7 | 353 |
| 2613 | 255 | 14 | 269 |
| 2614 | 209 | 3 | 212 |
| 2615 | 100 | 4 | 104 |
| 2616 | 42 | 1 | 43 |
| 2617 | 71 | 3 | 74 |
| 2618 | 731 | 24 | 755 |
| 2619 | 331 | 15 | 346 |
| 2620 | 510 | 23 | 533 |
| 2621 | 211 | 16 | 227 |
| 2622 | 102 | 6 | 108 |
| 2623 | 145 | 6 | 151 |
| 2624 | 234 | 16 | 250 |
| 2625 | 81 | 4 | 85 |
| 2626 | 13 | 1 | 14 |
| 2627 | 231 | 13 | 244 |
| 2628 | 537 | 27 | 564 |
| 2629 | 579 | 20 | 599 |
| 2630 | 44 | 2 | 46 |
| Pawtucket Limited | 5 | 0 | 5 |
| Total: Pawtucket | 6,587 | 289 | 6,876 |
| Portsmouth | | | |
| 2701 | 39 | 8 | 47 |
| 2702 | 137 | 12 | 149 |
| 2703 | 556 | 48 | 604 |
| 2704 | 936 | 75 | 1,011 |
| 2705 | 293 | 36 | 329 |
| 2706 | 344 | 45 | 389 |
| 2707 | 1,010 | 84 | 1,094 |
| 2708 | 1,011 | 99 | 1,110 |
| Portsmouth Limited | 1 | 0 | 1 |
| Total: Portsmouth | 4,327 | 407 | 4,734 |



**GENERAL ELECTION
PRECINCT SUMMARY**

REPRESENTATIVE IN CONGRESS DISTRICT 1

Candidate Name: Brendan P. DOHERTY

Party Code: REP

Year: 2012

| Municipality/Precinct | Polling Place | Mail Ballot | Number of Votes |
|------------------------------|----------------------|--------------------|------------------------|
| Providence | | | |
| 2801 | 20 | 0 | 20 |
| 2802 | 51 | 7 | 58 |
| 2803 | 306 | 18 | 324 |
| 2804 | 57 | 1 | 58 |
| 2805 | 415 | 29 | 444 |
| 2806 | 33 | 1 | 34 |
| 2807 | 0 | 0 | 0 |
| 2808 | 208 | 18 | 226 |
| 2809 | 252 | 27 | 279 |
| 2810 | 6 | 0 | 6 |
| 2811 | 118 | 7 | 125 |
| 2812 | 163 | 7 | 170 |
| 2813 | 80 | 2 | 82 |
| 2814 | 89 | 1 | 90 |
| 2815 | 316 | 29 | 345 |
| 2816 | 339 | 31 | 370 |
| 2817 | 392 | 10 | 402 |
| 2818 | 193 | 9 | 202 |
| 2819 | 415 | 20 | 435 |
| 2820 | 51 | 0 | 51 |
| 2821 | 219 | 9 | 228 |
| 2822 | 21 | 0 | 21 |
| 2823 | 93 | 3 | 96 |
| 2824 | 221 | 8 | 229 |
| 2825 | 10 | 1 | 11 |
| 2826 | 109 | 6 | 115 |
| 2827 | 82 | 3 | 85 |
| 2828 | 61 | 2 | 63 |
| 2829 | 109 | 3 | 112 |
| 2830 | 3 | 0 | 3 |
| 2831 | 80 | 3 | 83 |
| 2832 | 96 | 4 | 100 |
| 2833 | 27 | 1 | 28 |
| 2834 | 30 | 0 | 30 |
| Providence Limited 1 | 0 | 0 | 0 |
| Total: Providence | 4,665 | 260 | 4,925 |
| Smithfield | | | |
| 3101 | 828 | 53 | 881 |
| 3102 | 724 | 48 | 772 |
| 3103 | 904 | 47 | 951 |
| 3104 | 1,070 | 57 | 1,127 |
| 3105 | 899 | 91 | 990 |
| 3106 | 830 | 65 | 895 |
| Smithfield Limited | 0 | 0 | 0 |
| Total: Smithfield | 5,255 | 361 | 5,616 |
| Tiverton | | | |

REPRESENTATIVE IN CONGRESS DISTRICT 1

Candidate Name: Brendan P. DOHERTY **Party Code: REP** **Year: 2012**

| Municipality/Precinct | Polling Place | Mail Ballot | Number of Votes |
|----------------------------------------------------------|----------------------|--------------------|------------------------|
| 3301 | 602 | 73 | 675 |
| 3302 | 642 | 30 | 672 |
| 3303 | 309 | 23 | 332 |
| 3304 | 519 | 29 | 548 |
| 3305 | 102 | 4 | 106 |
| 3306 | 617 | 28 | 645 |
| 3307 | 501 | 66 | 567 |
| Tiverton Limited | 0 | 0 | 0 |
| Total: Tiverton | 3,292 | 253 | 3,545 |
| Warren | | | |
| 3401 | 385 | 34 | 419 |
| 3402 | 750 | 59 | 809 |
| 3403 | 776 | 69 | 845 |
| Warren Limited | 1 | 0 | 1 |
| Total: Warren | 1,912 | 162 | 2,074 |
| Woonsocket | | | |
| 3901 | 65 | 1 | 66 |
| 3902 | 176 | 11 | 187 |
| 3903 | 551 | 19 | 570 |
| 3904 | 242 | 12 | 254 |
| 3905 | 323 | 10 | 333 |
| 3906 | 359 | 9 | 368 |
| 3907 | 464 | 18 | 482 |
| 3908 | 540 | 20 | 560 |
| 3909 | 693 | 27 | 720 |
| 3910 | 624 | 35 | 659 |
| 3911 | 437 | 20 | 457 |
| Woonsocket Limited | 0 | 0 | 0 |
| Total: Woonsocket | 4,474 | 182 | 4,656 |
| Statewide total for candidate: Brendan P. DOHERTY | 78,586 | 5,151 | 83,737 |

REPRESENTATIVE IN CONGRESS DISTRICT 1

Candidate Name: David S. VOGEL

Party Code: IND

Year: 2012

| Municipality/Precinct | Polling Place | Mail Ballot | Number of Votes |
|------------------------------|----------------------|--------------------|------------------------|
| Barrington | | | |
| 0101 | 112 | 10 | 122 |
| 0102 | 132 | 10 | 142 |
| 0103 | 68 | 5 | 73 |
| 0104 | 119 | 9 | 128 |
| 0105 | 111 | 10 | 121 |
| Barrington Limited | 0 | 0 | 0 |
| Total: Barrington | 542 | 44 | 586 |
| Bristol | | | |
| 0201 | 47 | 3 | 50 |
| 0202 | 29 | 2 | 31 |
| 0203 | 107 | 12 | 119 |
| 0204 | 85 | 3 | 88 |
| 0205 | 86 | 2 | 88 |
| 0206 | 65 | 3 | 68 |
| 0207 | 50 | 2 | 52 |
| 0208 | 56 | 0 | 56 |
| 0209 | 19 | 0 | 19 |
| Bristol Limited | 0 | 0 | 0 |
| Total: Bristol | 544 | 27 | 571 |
| Central Falls | | | |
| 0401 | 18 | 1 | 19 |
| 0402 | 16 | 0 | 16 |
| 0403 | 29 | 3 | 32 |
| 0404 | 30 | 2 | 32 |
| 0405 | 8 | 0 | 8 |
| 0406 | 23 | 1 | 24 |
| 0407 | 3 | 0 | 3 |
| 0408 | 16 | 2 | 18 |
| Central Falls Limited | 0 | 0 | 0 |
| Total: Central Falls | 143 | 9 | 152 |
| Cumberland | | | |
| 0801 | 54 | 1 | 55 |
| 0802 | 59 | 5 | 64 |
| 0803 | 120 | 3 | 123 |
| 0804 | 18 | 0 | 18 |
| 0805 | 114 | 4 | 118 |
| 0806 | 97 | 5 | 102 |
| 0807 | 86 | 8 | 94 |
| 0808 | 81 | 0 | 81 |
| 0809 | 22 | 1 | 23 |
| 0810 | 74 | 1 | 75 |
| 0811 | 70 | 3 | 73 |
| 0812 | 60 | 0 | 60 |
| Cumberland Limited | 0 | 0 | 0 |



**GENERAL ELECTION
PRECINCT SUMMARY**

REPRESENTATIVE IN CONGRESS DISTRICT 1

Candidate Name: David S. VOGEL

Party Code: IND

Year: 2012

| Municipality/Precinct | Polling Place | Mail Ballot | Number of Votes |
|------------------------------|----------------------|--------------------|------------------------|
| Total: Cumberland | 855 | 31 | 886 |
| East Providence | | | |
| 1001 | 99 | 5 | 104 |
| 1002 | 61 | 6 | 67 |
| 1003 | 48 | 0 | 48 |
| 1004 | 72 | 1 | 73 |
| 1005 | 78 | 7 | 85 |
| 1006 | 7 | 0 | 7 |
| 1007 | 5 | 2 | 7 |
| 1008 | 82 | 7 | 89 |
| 1009 | 71 | 5 | 76 |
| 1010 | 85 | 1 | 86 |
| 1011 | 107 | 6 | 113 |
| 1012 | 62 | 4 | 66 |
| 1013 | 93 | 8 | 101 |
| 1014 | 104 | 3 | 107 |
| 1015 | 45 | 3 | 48 |
| 1016 | 51 | 4 | 55 |
| 1017 | 104 | 6 | 110 |
| East Providence Limited | 0 | 0 | 0 |
| Total: East Providence | 1,174 | 68 | 1,242 |
| Federal District | | | |
| Federal District 1 | 0 | 10 | 10 |
| Total: Federal District | 01010 | | |
| Jamestown | | | |
| 1501 | 126 | 10 | 136 |
| 1502 | 123 | 13 | 136 |
| Jamestown Limited | 0 | 0 | 0 |
| Total: Jamestown | 249 | 23 | 272 |
| Lincoln | | | |
| 1701 | 90 | 0 | 90 |
| 1702 | 39 | 2 | 41 |
| 1703 | 80 | 4 | 84 |
| 1704 | 102 | 2 | 104 |
| 1705 | 86 | 4 | 90 |
| 1706 | 17 | 1 | 18 |
| 1707 | 23 | 2 | 25 |
| 1708 | 79 | 7 | 86 |
| 1709 | 30 | 5 | 35 |
| 1710 | 37 | 0 | 37 |
| 1711 | 42 | 1 | 43 |
| Lincoln Limited | 0 | 0 | 0 |
| Total: Lincoln | 625 | 28 | 653 |
| Little Compton | | | |

REPRESENTATIVE IN CONGRESS DISTRICT 1

Candidate Name: David S. VOGEL

Party Code: IND

Year: 2012

| Municipality/Precinct | Polling Place | Mail Ballot | Number of Votes |
|--------------------------------|----------------------|--------------------|------------------------|
| 1801 | 144 | 13 | 157 |
| Little Compton Limited | 0 | 0 | 0 |
| Total: Little Compton | 144 | 13 | 157 |
| Middletown | | | |
| 1901 | 65 | 7 | 72 |
| 1902 | 81 | 8 | 89 |
| 1903 | 65 | 6 | 71 |
| 1904 | 95 | 12 | 107 |
| 1905 | 64 | 8 | 72 |
| Middletown Limited | 0 | 0 | 0 |
| Total: Middletown | 370 | 41 | 411 |
| Newport | | | |
| 2101 | 53 | 3 | 56 |
| 2102 | 119 | 8 | 127 |
| 2103 | 41 | 2 | 43 |
| 2104 | 24 | 3 | 27 |
| 2105 | 90 | 12 | 102 |
| 2106 | 61 | 9 | 70 |
| 2107 | 89 | 4 | 93 |
| Newport Limited | 0 | 0 | 0 |
| Total: Newport | 477 | 41 | 518 |
| North Providence | | | |
| 2401 | 42 | 2 | 44 |
| 2402 | 58 | 3 | 61 |
| 2403 | 58 | 3 | 61 |
| 2404 | 41 | 1 | 42 |
| 2405 | 62 | 3 | 65 |
| 2406 | 76 | 2 | 78 |
| 2407 | 70 | 2 | 72 |
| 2408 | 76 | 5 | 81 |
| 2409 | 30 | 1 | 31 |
| 2410 | 38 | 2 | 40 |
| 2411 | 43 | 2 | 45 |
| 2412 | 65 | 2 | 67 |
| 2413 | 36 | 0 | 36 |
| 2414 | 56 | 0 | 56 |
| 2415 | 36 | 3 | 39 |
| 2416 | 92 | 2 | 94 |
| North Providence Limited | 1 | 0 | 1 |
| Total: North Providence | 880 | 33 | 913 |
| North Smithfield | | | |
| 2501 | 68 | 2 | 70 |
| 2502 | 84 | 5 | 89 |
| 2503 | 97 | 0 | 97 |
| 2504 | 64 | 1 | 65 |

REPRESENTATIVE IN CONGRESS DISTRICT 1

Candidate Name: David S. VOGEL

Party Code: IND

Year: 2012

| Municipality/Precinct | Polling Place | Mail Ballot | Number of Votes |
|------------------------------|----------------------|--------------------|------------------------|
| Providence | | | |
| 2801 | 6 | 0 | 6 |
| 2802 | 5 | 0 | 5 |
| 2803 | 54 | 6 | 60 |
| 2804 | 24 | 1 | 25 |
| 2805 | 110 | 5 | 115 |
| 2806 | 11 | 0 | 11 |
| 2807 | 0 | 0 | 0 |
| 2808 | 76 | 7 | 83 |
| 2809 | 112 | 6 | 118 |
| 2810 | 4 | 1 | 5 |
| 2811 | 50 | 8 | 58 |
| 2812 | 32 | 0 | 32 |
| 2813 | 31 | 1 | 32 |
| 2814 | 23 | 1 | 24 |
| 2815 | 47 | 2 | 49 |
| 2816 | 137 | 8 | 145 |
| 2817 | 142 | 6 | 148 |
| 2818 | 128 | 7 | 135 |
| 2819 | 76 | 4 | 80 |
| 2820 | 7 | 2 | 9 |
| 2821 | 52 | 1 | 53 |
| 2822 | 14 | 0 | 14 |
| 2823 | 48 | 2 | 50 |
| 2824 | 79 | 2 | 81 |
| 2825 | 7 | 0 | 7 |
| 2826 | 65 | 0 | 65 |
| 2827 | 44 | 1 | 45 |
| 2828 | 42 | 3 | 45 |
| 2829 | 40 | 1 | 41 |
| 2830 | 4 | 0 | 4 |
| 2831 | 49 | 0 | 49 |
| 2832 | 36 | 0 | 36 |
| 2833 | 16 | 1 | 17 |
| 2834 | 9 | 0 | 9 |
| Providence Limited 1 | 0 | 0 | 0 |
| Total: Providence | 1,580 | 76 | 1,656 |
| Smithfield | | | |
| 3101 | 85 | 6 | 91 |
| 3102 | 107 | 5 | 112 |
| 3103 | 81 | 6 | 87 |
| 3104 | 110 | 6 | 116 |
| 3105 | 103 | 16 | 119 |
| 3106 | 84 | 10 | 94 |
| Smithfield Limited | 0 | 0 | 0 |
| Total: Smithfield | 570 | 49 | 619 |
| Tiverton | | | |

REPRESENTATIVE IN CONGRESS DISTRICT 1

Candidate Name: David S. VOGEL **Party Code: IND** **Year: 2012**

| Municipality/Precinct | Polling Place | Mail Ballot | Number of Votes |
|------------------------------------------------------|----------------------|--------------------|------------------------|
| 3301 | 84 | 4 | 88 |
| 3302 | 91 | 6 | 97 |
| 3303 | 67 | 4 | 71 |
| 3304 | 68 | 4 | 72 |
| 3305 | 19 | 0 | 19 |
| 3306 | 93 | 5 | 98 |
| 3307 | 63 | 2 | 65 |
| Tiverton Limited | 0 | 0 | 0 |
| Total: Tiverton | 485 | 25 | 510 |
| Warren | | | |
| 3401 | 81 | 3 | 84 |
| 3402 | 96 | 5 | 101 |
| 3403 | 152 | 12 | 164 |
| Warren Limited | 0 | 0 | 0 |
| Total: Warren | 329 | 20 | 349 |
| Woonsocket | | | |
| 3901 | 19 | 1 | 20 |
| 3902 | 30 | 1 | 31 |
| 3903 | 82 | 3 | 85 |
| 3904 | 54 | 4 | 58 |
| 3905 | 54 | 1 | 55 |
| 3906 | 67 | 0 | 67 |
| 3907 | 63 | 0 | 63 |
| 3908 | 66 | 2 | 68 |
| 3909 | 80 | 4 | 84 |
| 3910 | 91 | 5 | 96 |
| 3911 | 58 | 2 | 60 |
| Woonsocket Limited | 0 | 0 | 0 |
| Total: Woonsocket | 664 | 23 | 687 |
| Statewide total for candidate: David S. VOGEL | 11,838 | 666 | 12,504 |

REPRESENTATIVE IN CONGRESS DISTRICT 2

Candidate Name: James R. LANGEVIN

Party Code: DEM

Year: 2012

| Municipality/Precinct | Polling Place | Mail Ballot | Number of Votes |
|------------------------------|----------------------|--------------------|------------------------|
| Burrillville | | | |
| 0301 | 556 | 68 | 624 |
| 0302 | 604 | 65 | 669 |
| 0303 | 716 | 46 | 762 |
| 0304 | 488 | 37 | 525 |
| 0305 | 535 | 26 | 561 |
| 0306 | 517 | 16 | 533 |
| Burrillville Limited | 0 | 0 | 0 |
| Total: Burrillville | 3,416 | 258 | 3,674 |
| Charlestown | | | |
| 0501 | 526 | 37 | 563 |
| 0502 | 517 | 32 | 549 |
| 0503 | 441 | 30 | 471 |
| 0504 | 358 | 27 | 385 |
| Charlestown Limited | 2 | 0 | 2 |
| Total: Charlestown | 1,844 | 126 | 1,970 |
| Coventry | | | |
| 0601 | 446 | 16 | 462 |
| 0602 | 143 | 8 | 151 |
| 0603 | 694 | 50 | 744 |
| 0604 | 497 | 23 | 520 |
| 0605 | 475 | 15 | 490 |
| 0606 | 265 | 11 | 276 |
| 0607 | 694 | 32 | 726 |
| 0608 | 699 | 28 | 727 |
| 0609 | 509 | 21 | 530 |
| 0610 | 355 | 24 | 379 |
| 0611 | 483 | 29 | 512 |
| 0612 | 493 | 17 | 510 |
| 0613 | 456 | 25 | 481 |
| 0614 | 214 | 38 | 252 |
| 0615 | 501 | 27 | 528 |
| 0616 | 581 | 27 | 608 |
| 0617 | 410 | 19 | 429 |
| 0618 | 222 | 19 | 241 |
| Coventry Limited | 0 | 0 | 0 |
| Total: Coventry | 8,137 | 429 | 8,566 |
| Cranston | | | |
| 0701 | 853 | 57 | 910 |
| 0702 | 706 | 35 | 741 |
| 0703 | 499 | 29 | 528 |
| 0704 | 196 | 1 | 197 |
| 0705 | 192 | 1 | 193 |
| 0706 | 732 | 37 | 769 |
| 0707 | 696 | 33 | 729 |
| 0708 | 878 | 29 | 907 |

REPRESENTATIVE IN CONGRESS DISTRICT 2

Candidate Name: James R. LANGEVIN

Party Code: DEM

Year: 2012

| Municipality/Precinct | Polling Place | Mail Ballot | Number of Votes |
|--------------------------------|----------------------|--------------------|------------------------|
| 0709 | 957 | 68 | 1,025 |
| 0710 | 786 | 35 | 821 |
| 0711 | 622 | 35 | 657 |
| 0712 | 719 | 68 | 787 |
| 0713 | 714 | 29 | 743 |
| 0714 | 216 | 1 | 217 |
| 0715 | 527 | 21 | 548 |
| 0716 | 704 | 50 | 754 |
| 0717 | 319 | 14 | 333 |
| 0718 | 390 | 15 | 405 |
| 0719 | 666 | 36 | 702 |
| 0720 | 207 | 11 | 218 |
| 0721 | 864 | 36 | 900 |
| 0722 | 449 | 18 | 467 |
| 0723 | 1,060 | 62 | 1,122 |
| 0724 | 767 | 87 | 854 |
| 0725 | 1,093 | 48 | 1,141 |
| 0726 | 661 | 22 | 683 |
| 0727 | 405 | 12 | 417 |
| 0728 | 0 | 13 | 13 |
| 0730 | 887 | 42 | 929 |
| 0731 | 859 | 36 | 895 |
| Cranston Limited | 7 | 1 | 8 |
| Total: Cranston | 18,631 | 982 | 19,613 |
| East Greenwich | | | |
| 0901 | 167 | 13 | 180 |
| 0902 | 700 | 72 | 772 |
| 0903 | 686 | 68 | 754 |
| 0904 | 705 | 96 | 801 |
| 0905 | 682 | 64 | 746 |
| East Greenwich Limited | 3 | 0 | 3 |
| Total: East Greenwich | 2,943 | 313 | 3,256 |
| Exeter | | | |
| 1101 | 465 | 13 | 478 |
| 1102 | 411 | 24 | 435 |
| 1103 | 550 | 29 | 579 |
| Exeter Limited | 0 | 0 | 0 |
| Total: Exeter | 1,426 | 66 | 1,492 |
| Federal District | | | |
| Federal District 2 | 0 | 74 | 74 |
| Total: Federal District | 07474 | | |
| Foster | | | |
| 1201 | 612 | 22 | 634 |
| 1202 | 515 | 37 | 552 |
| Foster Limited | 1 | 0 | 1 |

REPRESENTATIVE IN CONGRESS DISTRICT 2

Candidate Name: James R. LANGEVIN

Party Code: DEM

Year: 2012

| Municipality/Precinct | Polling Place | Mail Ballot | Number of Votes |
|------------------------------|----------------------|--------------------|------------------------|
| Total: Foster | | | |
| | 1,128 | 59 | 1,187 |
| Glocester | | | |
| 1301 | 713 | 29 | 742 |
| 1302 | 825 | 30 | 855 |
| 1303 | 170 | 9 | 179 |
| 1304 | 541 | 32 | 573 |
| Glocester Limited | 1 | 0 | 1 |
| Total: Glocester | | | |
| | 2,250 | 100 | 2,350 |
| Hopkinton | | | |
| 1401 | 796 | 48 | 844 |
| 1402 | 678 | 37 | 715 |
| 1403 | 296 | 24 | 320 |
| Hopkinton Limited | 0 | 0 | 0 |
| Total: Hopkinton | | | |
| | 1,770 | 109 | 1,879 |
| Johnston | | | |
| 1601 | 524 | 15 | 539 |
| 1602 | 639 | 30 | 669 |
| 1603 | 666 | 53 | 719 |
| 1604 | 624 | 59 | 683 |
| 1605 | 583 | 27 | 610 |
| 1606 | 131 | 2 | 133 |
| 1607 | 197 | 9 | 206 |
| 1608 | 808 | 35 | 843 |
| 1609 | 577 | 40 | 617 |
| 1610 | 854 | 41 | 895 |
| 1611 | 448 | 27 | 475 |
| 1612 | 487 | 32 | 519 |
| 1613 | 487 | 30 | 517 |
| Johnston Limited | 1 | 0 | 1 |
| Total: Johnston | | | |
| | 7,026 | 400 | 7,426 |
| Narragansett | | | |
| 2001 | 70 | 4 | 74 |
| 2002 | 829 | 53 | 882 |
| 2003 | 778 | 54 | 832 |
| 2004 | 771 | 63 | 834 |
| 2005 | 738 | 60 | 798 |
| Narragansett Limited | 0 | 0 | 0 |
| Total: Narragansett | | | |
| | 3,186 | 234 | 3,420 |
| New Shoreham | | | |
| 2201 | 478 | 116 | 594 |
| New Shoreham Limited | 0 | 0 | 0 |
| Total: New Shoreham | | | |
| | 478 | 116 | 594 |
| North Kingstown | | | |

REPRESENTATIVE IN CONGRESS DISTRICT 2

Candidate Name: James R. LANGEVIN

Party Code: DEM

Year: 2012

| Municipality/Precinct | Polling Place | Mail Ballot | Number of Votes |
|-------------------------------|----------------------|--------------------|------------------------|
| 2301 | 487 | 39 | 526 |
| 2302 | 773 | 45 | 818 |
| 2303 | 839 | 70 | 909 |
| 2304 | 820 | 61 | 881 |
| 2305 | 391 | 29 | 420 |
| 2306 | 407 | 32 | 439 |
| 2307 | 894 | 88 | 982 |
| 2308 | 795 | 74 | 869 |
| 2309 | 817 | 84 | 901 |
| North Kingstown Limited | 2 | 0 | 2 |
| Total: North Kingstown | 6,225 | 522 | 6,747 |
| Providence | | | |
| 2835 | 73 | 5 | 78 |
| 2836 | 6 | 0 | 6 |
| 2837 | 245 | 16 | 261 |
| 2838 | 143 | 18 | 161 |
| 2839 | 277 | 12 | 289 |
| 2840 | 358 | 23 | 381 |
| 2841 | 209 | 8 | 217 |
| 2842 | 124 | 12 | 136 |
| 2843 | 174 | 7 | 181 |
| 2844 | 577 | 36 | 613 |
| 2845 | 340 | 10 | 350 |
| 2846 | 440 | 19 | 459 |
| 2847 | 315 | 4 | 319 |
| 2848 | 69 | 3 | 72 |
| 2849 | 584 | 65 | 649 |
| 2850 | 367 | 8 | 375 |
| 2851 | 484 | 56 | 540 |
| 2852 | 195 | 8 | 203 |
| 2853 | 126 | 11 | 137 |
| 2854 | 1,110 | 49 | 1,159 |
| 2855 | 907 | 37 | 944 |
| 2856 | 38 | 1 | 39 |
| 2857 | 72 | 7 | 79 |
| 2858 | 287 | 13 | 300 |
| 2859 | 71 | 1 | 72 |
| 2860 | 90 | 2 | 92 |
| 2861 | 720 | 25 | 745 |
| 2862 | 690 | 40 | 730 |
| 2863 | 454 | 11 | 465 |
| 2864 | 218 | 2 | 220 |
| 2865 | 215 | 5 | 220 |
| 2866 | 508 | 36 | 544 |
| 2867 | 59 | 1 | 60 |
| 2868 | 621 | 32 | 653 |
| 2869 | 112 | 1 | 113 |
| 2870 | 616 | 15 | 631 |
| 2871 | 378 | 13 | 391 |

REPRESENTATIVE IN CONGRESS DISTRICT 2

Candidate Name: James R. LANGEVIN

Party Code: DEM

Year: 2012

| Municipality/Precinct | Polling Place | Mail Ballot | Number of Votes |
|-------------------------------|----------------------|--------------------|------------------------|
| 2872 | 45 | 3 | 48 |
| 2873 | 81 | 2 | 83 |
| 2874 | 753 | 34 | 787 |
| 2875 | 693 | 19 | 712 |
| 2876 | 475 | 16 | 491 |
| 2877 | 228 | 10 | 238 |
| 2878 | 54 | 2 | 56 |
| Providence Limited 2 | 0 | 0 | 0 |
| Total: Providence | 14,601 | 698 | 15,299 |
| Richmond | | | |
| 2901 | 823 | 41 | 864 |
| 2902 | 796 | 24 | 820 |
| Richmond Limited | 0 | 0 | 0 |
| Total: Richmond | 1,619 | 65 | 1,684 |
| Scituate | | | |
| 3001 | 737 | 55 | 792 |
| 3002 | 768 | 30 | 798 |
| 3003 | 824 | 55 | 879 |
| Scituate Limited | 1 | 0 | 1 |
| Total: Scituate | 2,330 | 140 | 2,470 |
| South Kingstown | | | |
| 3201 | 239 | 12 | 251 |
| 3202 | 677 | 59 | 736 |
| 3203 | 671 | 74 | 745 |
| 3204 | 620 | 36 | 656 |
| 3205 | 750 | 43 | 793 |
| 3206 | 499 | 65 | 564 |
| 3207 | 788 | 68 | 856 |
| 3208 | 640 | 65 | 705 |
| 3209 | 266 | 23 | 289 |
| 3210 | 508 | 50 | 558 |
| South Kingstown Limited | 0 | 1 | 1 |
| Total: South Kingstown | 5,658 | 496 | 6,154 |
| Warwick | | | |
| 3501 | 960 | 46 | 1,006 |
| 3502 | 985 | 37 | 1,022 |
| 3503 | 541 | 18 | 559 |
| 3504 | 830 | 37 | 867 |
| 3505 | 410 | 9 | 419 |
| 3506 | 381 | 16 | 397 |
| 3507 | 164 | 8 | 172 |
| 3508 | 842 | 35 | 877 |
| 3509 | 190 | 12 | 202 |
| 3510 | 548 | 16 | 564 |
| 3511 | 837 | 92 | 929 |

REPRESENTATIVE IN CONGRESS DISTRICT 2

Candidate Name: James R. LANGEVIN

Party Code: DEM

Year: 2012

| Municipality/Precinct | Polling Place | Mail Ballot | Number of Votes |
|------------------------------|----------------------|--------------------|------------------------|
| 3512 | 626 | 23 | 649 |
| 3513 | 835 | 79 | 914 |
| 3514 | 998 | 50 | 1,048 |
| 3515 | 1,036 | 48 | 1,084 |
| 3516 | 252 | 10 | 262 |
| 3517 | 336 | 16 | 352 |
| 3518 | 930 | 43 | 973 |
| 3519 | 932 | 49 | 981 |
| 3520 | 805 | 18 | 823 |
| 3521 | 752 | 64 | 816 |
| 3522 | 610 | 16 | 626 |
| 3523 | 879 | 39 | 918 |
| 3524 | 683 | 21 | 704 |
| 3525 | 707 | 35 | 742 |
| 3526 | 223 | 20 | 243 |
| 3527 | 644 | 42 | 686 |
| 3528 | 336 | 12 | 348 |
| 3529 | 671 | 44 | 715 |
| 3530 | 891 | 52 | 943 |
| 3531 | 923 | 85 | 1,008 |
| 3532 | 397 | 26 | 423 |
| 3533 | 373 | 39 | 412 |
| Warwick Limited | 0 | 0 | 0 |
| Total: Warwick | 21,527 | 1,157 | 22,684 |
| West Greenwich | | | |
| 3701 | 411 | 15 | 426 |
| 3702 | 410 | 21 | 431 |
| 3703 | 272 | 13 | 285 |
| 3704 | 226 | 5 | 231 |
| West Greenwich Limited | 3 | 0 | 3 |
| Total: West Greenwich | 1,322 | 54 | 1,376 |
| West Warwick | | | |
| 3801 | 593 | 25 | 618 |
| 3802 | 400 | 15 | 415 |
| 3803 | 262 | 13 | 275 |
| 3804 | 1,069 | 67 | 1,136 |
| 3805 | 404 | 17 | 421 |
| 3806 | 355 | 25 | 380 |
| 3807 | 1,007 | 61 | 1,068 |
| 3808 | 839 | 39 | 878 |
| 3809 | 663 | 37 | 700 |
| 3810 | 551 | 21 | 572 |
| West Warwick Limited | 11 | 0 | 11 |
| Total: West Warwick | 6,154 | 320 | 6,474 |
| Westerly | | | |
| 3601 | 373 | 31 | 404 |
| 3602 | 923 | 93 | 1,016 |



**GENERAL ELECTION
PRECINCT SUMMARY**

REPRESENTATIVE IN CONGRESS DISTRICT 2

Candidate Name: James R. LANGEVIN **Party Code: DEM** **Year: 2012**

| Municipality/Precinct | Polling Place | Mail Ballot | Number of Votes |
|---------------------------------------------------------|----------------------|--------------------|------------------------|
| 3603 | 887 | 103 | 990 |
| 3604 | 742 | 84 | 826 |
| 3605 | 824 | 85 | 909 |
| 3606 | 772 | 49 | 821 |
| 3607 | 649 | 62 | 711 |
| Westerly Limited | 1 | 0 | 1 |
| Total: Westerly | 5,171 | 507 | 5,678 |
| Statewide total for candidate: James R. LANGEVIN | 116,842 | 7,225 | 124,067 |

REPRESENTATIVE IN CONGRESS DISTRICT 2

Candidate Name: Michael G. RILEY

Party Code: REP

Year: 2012

| Municipality/Precinct | Polling Place | Mail Ballot | Number of Votes |
|------------------------------|----------------------|--------------------|------------------------|
| Burrillville | | | |
| 0301 | 335 | 26 | 361 |
| 0302 | 364 | 14 | 378 |
| 0303 | 549 | 19 | 568 |
| 0304 | 267 | 22 | 289 |
| 0305 | 315 | 17 | 332 |
| 0306 | 485 | 15 | 500 |
| Burrillville Limited | 0 | 0 | 0 |
| Total: Burrillville | 2,315 | 113 | 2,428 |
| Charlestown | | | |
| 0501 | 319 | 17 | 336 |
| 0502 | 347 | 20 | 367 |
| 0503 | 366 | 31 | 397 |
| 0504 | 270 | 24 | 294 |
| Charlestown Limited | 2 | 0 | 2 |
| Total: Charlestown | 1,304 | 92 | 1,396 |
| Coventry | | | |
| 0601 | 334 | 13 | 347 |
| 0602 | 78 | 5 | 83 |
| 0603 | 505 | 26 | 531 |
| 0604 | 322 | 13 | 335 |
| 0605 | 413 | 15 | 428 |
| 0606 | 234 | 6 | 240 |
| 0607 | 448 | 21 | 469 |
| 0608 | 436 | 20 | 456 |
| 0609 | 386 | 30 | 416 |
| 0610 | 194 | 5 | 199 |
| 0611 | 366 | 23 | 389 |
| 0612 | 318 | 17 | 335 |
| 0613 | 295 | 16 | 311 |
| 0614 | 105 | 15 | 120 |
| 0615 | 487 | 46 | 533 |
| 0616 | 399 | 19 | 418 |
| 0617 | 363 | 11 | 374 |
| 0618 | 203 | 12 | 215 |
| Coventry Limited | 0 | 0 | 0 |
| Total: Coventry | 5,886 | 313 | 6,199 |
| Cranston | | | |
| 0701 | 254 | 17 | 271 |
| 0702 | 212 | 12 | 224 |
| 0703 | 233 | 6 | 239 |
| 0704 | 73 | 7 | 80 |
| 0705 | 75 | 3 | 78 |
| 0706 | 783 | 51 | 834 |
| 0707 | 614 | 26 | 640 |
| 0708 | 603 | 44 | 647 |

REPRESENTATIVE IN CONGRESS DISTRICT 2

Candidate Name: Michael G. RILEY

Party Code: REP

Year: 2012

| Municipality/Precinct | Polling Place | Mail Ballot | Number of Votes |
|--------------------------------|----------------------|--------------------|------------------------|
| 0709 | 781 | 58 | 839 |
| 0710 | 398 | 15 | 413 |
| 0711 | 420 | 20 | 440 |
| 0712 | 632 | 58 | 690 |
| 0713 | 503 | 29 | 532 |
| 0714 | 70 | 4 | 74 |
| 0715 | 298 | 16 | 314 |
| 0716 | 385 | 24 | 409 |
| 0717 | 134 | 5 | 139 |
| 0718 | 227 | 13 | 240 |
| 0719 | 395 | 32 | 427 |
| 0720 | 166 | 12 | 178 |
| 0721 | 362 | 16 | 378 |
| 0722 | 216 | 11 | 227 |
| 0723 | 324 | 9 | 333 |
| 0724 | 302 | 22 | 324 |
| 0725 | 373 | 24 | 397 |
| 0726 | 258 | 9 | 267 |
| 0727 | 189 | 8 | 197 |
| 0728 | 0 | 4 | 4 |
| 0730 | 973 | 42 | 1,015 |
| 0731 | 536 | 25 | 561 |
| Cranston Limited | 2 | 0 | 2 |
| Total: Cranston | 10,791 | 622 | 11,413 |
| East Greenwich | | | |
| 0901 | 169 | 13 | 182 |
| 0902 | 847 | 72 | 919 |
| 0903 | 482 | 38 | 520 |
| 0904 | 707 | 65 | 772 |
| 0905 | 837 | 68 | 905 |
| East Greenwich Limited | 4 | 0 | 4 |
| Total: East Greenwich | 3,046 | 256 | 3,302 |
| Exeter | | | |
| 1101 | 319 | 17 | 336 |
| 1102 | 400 | 20 | 420 |
| 1103 | 598 | 29 | 627 |
| Exeter Limited | 0 | 0 | 0 |
| Total: Exeter | 1,317 | 66 | 1,383 |
| Federal District | | | |
| Federal District 2 | 0 | 10 | 10 |
| Total: Federal District | 01010 | | |
| Foster | | | |
| 1201 | 473 | 29 | 502 |
| 1202 | 443 | 25 | 468 |
| Foster Limited | 2 | 0 | 2 |

REPRESENTATIVE IN CONGRESS DISTRICT 2

Candidate Name: Michael G. RILEY

Party Code: REP

Year: 2012

| Municipality/Precinct | Polling Place | Mail Ballot | Number of Votes |
|------------------------------|----------------------|--------------------|------------------------|
| Total: Foster | 918 | 54 | 972 |
| Glocester | | | |
| 1301 | 736 | 31 | 767 |
| 1302 | 705 | 31 | 736 |
| 1303 | 130 | 9 | 139 |
| 1304 | 465 | 26 | 491 |
| Glocester Limited | 0 | 0 | 0 |
| Total: Glocester | 2,036 | 97 | 2,133 |
| Hopkinton | | | |
| 1401 | 564 | 37 | 601 |
| 1402 | 458 | 29 | 487 |
| 1403 | 211 | 7 | 218 |
| Hopkinton Limited | 0 | 0 | 0 |
| Total: Hopkinton | 1,233 | 73 | 1,306 |
| Johnston | | | |
| 1601 | 300 | 10 | 310 |
| 1602 | 341 | 7 | 348 |
| 1603 | 318 | 16 | 334 |
| 1604 | 397 | 24 | 421 |
| 1605 | 395 | 13 | 408 |
| 1606 | 64 | 7 | 71 |
| 1607 | 130 | 2 | 132 |
| 1608 | 404 | 13 | 417 |
| 1609 | 316 | 15 | 331 |
| 1610 | 519 | 29 | 548 |
| 1611 | 273 | 13 | 286 |
| 1612 | 356 | 11 | 367 |
| 1613 | 479 | 22 | 501 |
| Johnston Limited | 0 | 0 | 0 |
| Total: Johnston | 4,292 | 182 | 4,474 |
| Narragansett | | | |
| 2001 | 84 | 15 | 99 |
| 2002 | 656 | 56 | 712 |
| 2003 | 687 | 64 | 751 |
| 2004 | 677 | 61 | 738 |
| 2005 | 777 | 78 | 855 |
| Narragansett Limited | 0 | 0 | 0 |
| Total: Narragansett | 2,881 | 274 | 3,155 |
| New Shoreham | | | |
| 2201 | 173 | 54 | 227 |
| New Shoreham Limited | 0 | 0 | 0 |
| Total: New Shoreham | 173 | 54 | 227 |
| North Kingstown | | | |

REPRESENTATIVE IN CONGRESS DISTRICT 2

Candidate Name: Michael G. RILEY

Party Code: REP

Year: 2012

| Municipality/Precinct | Polling Place | Mail Ballot | Number of Votes |
|-------------------------------|----------------------|--------------------|------------------------|
| 2301 | 588 | 43 | 631 |
| 2302 | 571 | 47 | 618 |
| 2303 | 682 | 42 | 724 |
| 2304 | 698 | 45 | 743 |
| 2305 | 478 | 27 | 505 |
| 2306 | 459 | 39 | 498 |
| 2307 | 639 | 67 | 706 |
| 2308 | 682 | 59 | 741 |
| 2309 | 669 | 49 | 718 |
| North Kingstown Limited | 1 | 0 | 1 |
| Total: North Kingstown | 5,467 | 418 | 5,885 |
| Providence | | | |
| 2835 | 34 | 8 | 42 |
| 2836 | 0 | 0 | 0 |
| 2837 | 104 | 5 | 109 |
| 2838 | 41 | 4 | 45 |
| 2839 | 47 | 1 | 48 |
| 2840 | 13 | 5 | 18 |
| 2841 | 19 | 1 | 20 |
| 2842 | 29 | 1 | 30 |
| 2843 | 86 | 4 | 90 |
| 2844 | 206 | 12 | 218 |
| 2845 | 191 | 10 | 201 |
| 2846 | 161 | 10 | 171 |
| 2847 | 27 | 0 | 27 |
| 2848 | 17 | 0 | 17 |
| 2849 | 183 | 12 | 195 |
| 2850 | 69 | 3 | 72 |
| 2851 | 201 | 15 | 216 |
| 2852 | 28 | 0 | 28 |
| 2853 | 35 | 1 | 36 |
| 2854 | 324 | 15 | 339 |
| 2855 | 127 | 6 | 133 |
| 2856 | 4 | 0 | 4 |
| 2857 | 11 | 1 | 12 |
| 2858 | 31 | 0 | 31 |
| 2859 | 9 | 0 | 9 |
| 2860 | 8 | 1 | 9 |
| 2861 | 119 | 12 | 131 |
| 2862 | 119 | 8 | 127 |
| 2863 | 37 | 5 | 42 |
| 2864 | 23 | 0 | 23 |
| 2865 | 9 | 0 | 9 |
| 2866 | 43 | 5 | 48 |
| 2867 | 4 | 1 | 5 |
| 2868 | 21 | 2 | 23 |
| 2869 | 7 | 0 | 7 |
| 2870 | 59 | 3 | 62 |
| 2871 | 47 | 2 | 49 |

REPRESENTATIVE IN CONGRESS DISTRICT 2

Candidate Name: Michael G. RILEY

Party Code: REP

Year: 2012

| Municipality/Precinct | Polling Place | Mail Ballot | Number of Votes |
|-------------------------------|----------------------|--------------------|------------------------|
| 2872 | 18 | 1 | 19 |
| 2873 | 11 | 0 | 11 |
| 2874 | 183 | 4 | 187 |
| 2875 | 100 | 4 | 104 |
| 2876 | 49 | 4 | 53 |
| 2877 | 57 | 1 | 58 |
| 2878 | 4 | 0 | 4 |
| Providence Limited 2 | 1 | 0 | 1 |
| Total: Providence | 2,916 | 167 | 3,083 |
| Richmond | | | |
| 2901 | 661 | 31 | 692 |
| 2902 | 640 | 18 | 658 |
| Richmond Limited | 0 | 0 | 0 |
| Total: Richmond | 1,301 | 49 | 1,350 |
| Scituate | | | |
| 3001 | 901 | 70 | 971 |
| 3002 | 786 | 45 | 831 |
| 3003 | 836 | 64 | 900 |
| Scituate Limited | 0 | 0 | 0 |
| Total: Scituate | 2,523 | 179 | 2,702 |
| South Kingstown | | | |
| 3201 | 222 | 10 | 232 |
| 3202 | 418 | 57 | 475 |
| 3203 | 469 | 40 | 509 |
| 3204 | 258 | 15 | 273 |
| 3205 | 392 | 26 | 418 |
| 3206 | 313 | 31 | 344 |
| 3207 | 480 | 26 | 506 |
| 3208 | 700 | 55 | 755 |
| 3209 | 251 | 24 | 275 |
| 3210 | 391 | 32 | 423 |
| South Kingstown Limited | 0 | 0 | 0 |
| Total: South Kingstown | 3,894 | 316 | 4,210 |
| Warwick | | | |
| 3501 | 685 | 47 | 732 |
| 3502 | 563 | 20 | 583 |
| 3503 | 257 | 13 | 270 |
| 3504 | 344 | 18 | 362 |
| 3505 | 183 | 8 | 191 |
| 3506 | 197 | 4 | 201 |
| 3507 | 97 | 9 | 106 |
| 3508 | 407 | 12 | 419 |
| 3509 | 103 | 13 | 116 |
| 3510 | 358 | 14 | 372 |
| 3511 | 501 | 38 | 539 |

REPRESENTATIVE IN CONGRESS DISTRICT 2

Candidate Name: Michael G. RILEY

Party Code: REP

Year: 2012

| Municipality/Precinct | Polling Place | Mail Ballot | Number of Votes |
|------------------------------|----------------------|--------------------|------------------------|
| 3512 | 273 | 15 | 288 |
| 3513 | 506 | 54 | 560 |
| 3514 | 603 | 31 | 634 |
| 3515 | 528 | 30 | 558 |
| 3516 | 145 | 9 | 154 |
| 3517 | 197 | 5 | 202 |
| 3518 | 692 | 42 | 734 |
| 3519 | 629 | 38 | 667 |
| 3520 | 411 | 3 | 414 |
| 3521 | 389 | 21 | 410 |
| 3522 | 296 | 5 | 301 |
| 3523 | 573 | 20 | 593 |
| 3524 | 406 | 19 | 425 |
| 3525 | 442 | 26 | 468 |
| 3526 | 152 | 10 | 162 |
| 3527 | 427 | 11 | 438 |
| 3528 | 202 | 7 | 209 |
| 3529 | 444 | 34 | 478 |
| 3530 | 639 | 40 | 679 |
| 3531 | 860 | 64 | 924 |
| 3532 | 234 | 16 | 250 |
| 3533 | 264 | 13 | 277 |
| Warwick Limited | 0 | 0 | 0 |
| Total: Warwick | 13,007 | 709 | 13,716 |
| West Greenwich | | | |
| 3701 | 439 | 27 | 466 |
| 3702 | 299 | 15 | 314 |
| 3703 | 324 | 19 | 343 |
| 3704 | 292 | 16 | 308 |
| West Greenwich Limited | 2 | 0 | 2 |
| Total: West Greenwich | 1,356 | 77 | 1,433 |
| West Warwick | | | |
| 3801 | 341 | 22 | 363 |
| 3802 | 219 | 7 | 226 |
| 3803 | 147 | 7 | 154 |
| 3804 | 704 | 46 | 750 |
| 3805 | 221 | 13 | 234 |
| 3806 | 222 | 17 | 239 |
| 3807 | 515 | 34 | 549 |
| 3808 | 579 | 22 | 601 |
| 3809 | 429 | 19 | 448 |
| 3810 | 266 | 10 | 276 |
| West Warwick Limited | 6 | 0 | 6 |
| Total: West Warwick | 3,649 | 197 | 3,846 |
| Westerly | | | |
| 3601 | 222 | 28 | 250 |
| 3602 | 441 | 34 | 475 |

REPRESENTATIVE IN CONGRESS DISTRICT 2

Candidate Name: Abel G. COLLINS

Party Code: IND

Year: 2012

| Municipality/Precinct | Polling Place | Mail Ballot | Number of Votes |
|------------------------------|----------------------|--------------------|------------------------|
| Burrillville | | | |
| 0301 | 86 | 5 | 91 |
| 0302 | 95 | 6 | 101 |
| 0303 | 107 | 7 | 114 |
| 0304 | 73 | 3 | 76 |
| 0305 | 86 | 3 | 89 |
| 0306 | 85 | 0 | 85 |
| Burrillville Limited | 0 | 0 | 0 |
| Total: Burrillville | 532 | 24 | 556 |
| Charlestown | | | |
| 0501 | 187 | 6 | 193 |
| 0502 | 194 | 10 | 204 |
| 0503 | 143 | 2 | 145 |
| 0504 | 103 | 6 | 109 |
| Charlestown Limited | 3 | 0 | 3 |
| Total: Charlestown | 630 | 24 | 654 |
| Coventry | | | |
| 0601 | 111 | 2 | 113 |
| 0602 | 20 | 0 | 20 |
| 0603 | 123 | 3 | 126 |
| 0604 | 65 | 1 | 66 |
| 0605 | 76 | 1 | 77 |
| 0606 | 33 | 3 | 36 |
| 0607 | 98 | 3 | 101 |
| 0608 | 100 | 2 | 102 |
| 0609 | 72 | 2 | 74 |
| 0610 | 38 | 0 | 38 |
| 0611 | 65 | 6 | 71 |
| 0612 | 83 | 2 | 85 |
| 0613 | 57 | 1 | 58 |
| 0614 | 17 | 4 | 21 |
| 0615 | 60 | 4 | 64 |
| 0616 | 83 | 1 | 84 |
| 0617 | 83 | 2 | 85 |
| 0618 | 31 | 2 | 33 |
| Coventry Limited | 0 | 0 | 0 |
| Total: Coventry | 1,215 | 39 | 1,254 |
| Cranston | | | |
| 0701 | 46 | 1 | 47 |
| 0702 | 44 | 1 | 45 |
| 0703 | 44 | 1 | 45 |
| 0704 | 23 | 1 | 24 |
| 0705 | 26 | 0 | 26 |
| 0706 | 90 | 7 | 97 |
| 0707 | 105 | 3 | 108 |
| 0708 | 125 | 4 | 129 |

REPRESENTATIVE IN CONGRESS DISTRICT 2

Candidate Name: Abel G. COLLINS

Party Code: IND

Year: 2012

| Municipality/Precinct | Polling Place | Mail Ballot | Number of Votes |
|--------------------------------|----------------------|--------------------|------------------------|
| 0709 | 132 | 10 | 142 |
| 0710 | 99 | 6 | 105 |
| 0711 | 114 | 3 | 117 |
| 0712 | 99 | 7 | 106 |
| 0713 | 78 | 1 | 79 |
| 0714 | 16 | 0 | 16 |
| 0715 | 46 | 3 | 49 |
| 0716 | 79 | 5 | 84 |
| 0717 | 35 | 0 | 35 |
| 0718 | 35 | 2 | 37 |
| 0719 | 84 | 3 | 87 |
| 0720 | 24 | 1 | 25 |
| 0721 | 100 | 2 | 102 |
| 0722 | 40 | 1 | 41 |
| 0723 | 145 | 6 | 151 |
| 0724 | 171 | 11 | 182 |
| 0725 | 229 | 4 | 233 |
| 0726 | 81 | 3 | 84 |
| 0727 | 98 | 5 | 103 |
| 0728 | 0 | 1 | 1 |
| 0730 | 117 | 6 | 123 |
| 0731 | 98 | 1 | 99 |
| Cranston Limited | 1 | 0 | 1 |
| Total: Cranston | 2,424 | 99 | 2,523 |
| East Greenwich | | | |
| 0901 | 15 | 4 | 19 |
| 0902 | 91 | 8 | 99 |
| 0903 | 144 | 10 | 154 |
| 0904 | 108 | 8 | 116 |
| 0905 | 98 | 4 | 102 |
| East Greenwich Limited | 0 | 0 | 0 |
| Total: East Greenwich | 456 | 34 | 490 |
| Exeter | | | |
| 1101 | 107 | 1 | 108 |
| 1102 | 107 | 3 | 110 |
| 1103 | 135 | 3 | 138 |
| Exeter Limited | 0 | 0 | 0 |
| Total: Exeter | 349 | 7 | 356 |
| Federal District | | | |
| Federal District 2 | 0 | 5 | 5 |
| Total: Federal District | 055 | | |
| Foster | | | |
| 1201 | 101 | 5 | 106 |
| 1202 | 103 | 1 | 104 |
| Foster Limited | 2 | 0 | 2 |

REPRESENTATIVE IN CONGRESS DISTRICT 2

Candidate Name: Abel G. COLLINS

Party Code: IND

Year: 2012

| Municipality/Precinct | Polling Place | Mail Ballot | Number of Votes |
|------------------------------|----------------------|--------------------|------------------------|
| Total: Foster | 206 | 6 | 212 |
| Glocester | | | |
| 1301 | 121 | 3 | 124 |
| 1302 | 150 | 8 | 158 |
| 1303 | 28 | 2 | 30 |
| 1304 | 95 | 2 | 97 |
| Glocester Limited | 0 | 0 | 0 |
| Total: Glocester | 394 | 15 | 409 |
| Hopkinton | | | |
| 1401 | 204 | 3 | 207 |
| 1402 | 217 | 16 | 233 |
| 1403 | 73 | 5 | 78 |
| Hopkinton Limited | 0 | 0 | 0 |
| Total: Hopkinton | 494 | 24 | 518 |
| Johnston | | | |
| 1601 | 67 | 1 | 68 |
| 1602 | 47 | 4 | 51 |
| 1603 | 60 | 5 | 65 |
| 1604 | 51 | 4 | 55 |
| 1605 | 86 | 1 | 87 |
| 1606 | 12 | 1 | 13 |
| 1607 | 16 | 2 | 18 |
| 1608 | 75 | 3 | 78 |
| 1609 | 57 | 5 | 62 |
| 1610 | 99 | 3 | 102 |
| 1611 | 53 | 0 | 53 |
| 1612 | 54 | 1 | 55 |
| 1613 | 55 | 3 | 58 |
| Johnston Limited | 0 | 0 | 0 |
| Total: Johnston | 732 | 33 | 765 |
| Narragansett | | | |
| 2001 | 29 | 0 | 29 |
| 2002 | 267 | 11 | 278 |
| 2003 | 198 | 7 | 205 |
| 2004 | 240 | 14 | 254 |
| 2005 | 150 | 3 | 153 |
| Narragansett Limited | 0 | 0 | 0 |
| Total: Narragansett | 884 | 35 | 919 |
| New Shoreham | | | |
| 2201 | 116 | 15 | 131 |
| New Shoreham Limited | 0 | 0 | 0 |
| Total: New Shoreham | 116 | 15 | 131 |
| North Kingstown | | | |

REPRESENTATIVE IN CONGRESS DISTRICT 2

Candidate Name: Abel G. COLLINS

Party Code: IND

Year: 2012

| Municipality/Precinct | Polling Place | Mail Ballot | Number of Votes |
|-------------------------------|----------------------|--------------------|------------------------|
| 2301 | 103 | 14 | 117 |
| 2302 | 160 | 3 | 163 |
| 2303 | 184 | 9 | 193 |
| 2304 | 160 | 8 | 168 |
| 2305 | 84 | 5 | 89 |
| 2306 | 103 | 6 | 109 |
| 2307 | 260 | 24 | 284 |
| 2308 | 261 | 18 | 279 |
| 2309 | 204 | 7 | 211 |
| North Kingstown Limited | 1 | 0 | 1 |
| Total: North Kingstown | 1,520 | 94 | 1,614 |
| Providence | | | |
| 2835 | 4 | 0 | 4 |
| 2836 | 1 | 0 | 1 |
| 2837 | 41 | 4 | 45 |
| 2838 | 15 | 1 | 16 |
| 2839 | 33 | 1 | 34 |
| 2840 | 7 | 2 | 9 |
| 2841 | 25 | 0 | 25 |
| 2842 | 13 | 2 | 15 |
| 2843 | 26 | 0 | 26 |
| 2844 | 63 | 0 | 63 |
| 2845 | 45 | 2 | 47 |
| 2846 | 35 | 1 | 36 |
| 2847 | 13 | 0 | 13 |
| 2848 | 6 | 0 | 6 |
| 2849 | 63 | 6 | 69 |
| 2850 | 17 | 1 | 18 |
| 2851 | 67 | 2 | 69 |
| 2852 | 10 | 0 | 10 |
| 2853 | 21 | 2 | 23 |
| 2854 | 102 | 7 | 109 |
| 2855 | 48 | 3 | 51 |
| 2856 | 1 | 0 | 1 |
| 2857 | 4 | 0 | 4 |
| 2858 | 14 | 0 | 14 |
| 2859 | 14 | 0 | 14 |
| 2860 | 6 | 0 | 6 |
| 2861 | 111 | 6 | 117 |
| 2862 | 97 | 7 | 104 |
| 2863 | 35 | 2 | 37 |
| 2864 | 22 | 1 | 23 |
| 2865 | 4 | 0 | 4 |
| 2866 | 126 | 8 | 134 |
| 2867 | 2 | 0 | 2 |
| 2868 | 24 | 2 | 26 |
| 2869 | 6 | 0 | 6 |
| 2870 | 13 | 1 | 14 |
| 2871 | 28 | 2 | 30 |

REPRESENTATIVE IN CONGRESS DISTRICT 2

Candidate Name: Abel G. COLLINS

Party Code: IND

Year: 2012

| Municipality/Precinct | Polling Place | Mail Ballot | Number of Votes |
|-------------------------------|----------------------|--------------------|------------------------|
| 2872 | 8 | 0 | 8 |
| 2873 | 4 | 0 | 4 |
| 2874 | 33 | 4 | 37 |
| 2875 | 34 | 0 | 34 |
| 2876 | 23 | 0 | 23 |
| 2877 | 17 | 0 | 17 |
| 2878 | 3 | 0 | 3 |
| Providence Limited 2 | 0 | 0 | 0 |
| Total: Providence | 1,284 | 67 | 1,351 |
| Richmond | | | |
| 2901 | 284 | 10 | 294 |
| 2902 | 248 | 3 | 251 |
| Richmond Limited | 0 | 0 | 0 |
| Total: Richmond | 532 | 13 | 545 |
| Scituate | | | |
| 3001 | 115 | 5 | 120 |
| 3002 | 135 | 7 | 142 |
| 3003 | 151 | 11 | 162 |
| Scituate Limited | 0 | 0 | 0 |
| Total: Scituate | 401 | 23 | 424 |
| South Kingstown | | | |
| 3201 | 99 | 5 | 104 |
| 3202 | 183 | 15 | 198 |
| 3203 | 245 | 25 | 270 |
| 3204 | 331 | 10 | 341 |
| 3205 | 392 | 11 | 403 |
| 3206 | 241 | 10 | 251 |
| 3207 | 352 | 27 | 379 |
| 3208 | 359 | 30 | 389 |
| 3209 | 200 | 17 | 217 |
| 3210 | 219 | 17 | 236 |
| South Kingstown Limited | 0 | 0 | 0 |
| Total: South Kingstown | 2,621 | 167 | 2,788 |
| Warwick | | | |
| 3501 | 165 | 6 | 171 |
| 3502 | 105 | 8 | 113 |
| 3503 | 54 | 4 | 58 |
| 3504 | 131 | 1 | 132 |
| 3505 | 43 | 0 | 43 |
| 3506 | 37 | 0 | 37 |
| 3507 | 37 | 0 | 37 |
| 3508 | 104 | 1 | 105 |
| 3509 | 16 | 3 | 19 |
| 3510 | 81 | 0 | 81 |
| 3511 | 96 | 4 | 100 |

REPRESENTATIVE IN CONGRESS DISTRICT 2

Candidate Name: Abel G. COLLINS

Party Code: IND

Year: 2012

| Municipality/Precinct | Polling Place | Mail Ballot | Number of Votes |
|------------------------------|----------------------|--------------------|------------------------|
| 3512 | 69 | 0 | 69 |
| 3513 | 86 | 1 | 87 |
| 3514 | 161 | 4 | 165 |
| 3515 | 109 | 5 | 114 |
| 3516 | 32 | 1 | 33 |
| 3517 | 37 | 1 | 38 |
| 3518 | 97 | 2 | 99 |
| 3519 | 153 | 3 | 156 |
| 3520 | 92 | 4 | 96 |
| 3521 | 99 | 1 | 100 |
| 3522 | 78 | 0 | 78 |
| 3523 | 206 | 3 | 209 |
| 3524 | 91 | 5 | 96 |
| 3525 | 101 | 7 | 108 |
| 3526 | 28 | 1 | 29 |
| 3527 | 110 | 1 | 111 |
| 3528 | 38 | 0 | 38 |
| 3529 | 66 | 1 | 67 |
| 3530 | 79 | 2 | 81 |
| 3531 | 110 | 8 | 118 |
| 3532 | 44 | 1 | 45 |
| 3533 | 46 | 5 | 51 |
| Warwick Limited | 0 | 0 | 0 |
| Total: Warwick | 2,801 | 83 | 2,884 |
| West Greenwich | | | |
| 3701 | 87 | 6 | 93 |
| 3702 | 48 | 1 | 49 |
| 3703 | 49 | 2 | 51 |
| 3704 | 42 | 2 | 44 |
| West Greenwich Limited | 0 | 0 | 0 |
| Total: West Greenwich | 226 | 11 | 237 |
| West Warwick | | | |
| 3801 | 74 | 1 | 75 |
| 3802 | 49 | 1 | 50 |
| 3803 | 49 | 0 | 49 |
| 3804 | 134 | 4 | 138 |
| 3805 | 62 | 0 | 62 |
| 3806 | 40 | 5 | 45 |
| 3807 | 115 | 2 | 117 |
| 3808 | 100 | 4 | 104 |
| 3809 | 71 | 3 | 74 |
| 3810 | 65 | 3 | 68 |
| West Warwick Limited | 0 | 0 | 0 |
| Total: West Warwick | 759 | 23 | 782 |
| Westerly | | | |
| 3601 | 59 | 0 | 59 |
| 3602 | 125 | 9 | 134 |

REPRESENTATIVE IN CONGRESS DISTRICT 2

Candidate Name: Abel G. COLLINS **Party Code:** IND **Year:** 2012

| Municipality/Precinct | Polling Place | Mail Ballot | Number of Votes |
|------------------------------|----------------------|--------------------|------------------------|
| 3603 | 123 | 11 | 134 |
| 3604 | 88 | 9 | 97 |
| 3605 | 134 | 14 | 148 |
| 3606 | 108 | 7 | 115 |
| 3607 | 99 | 9 | 108 |
| Westerly Limited | 0 | 0 | 0 |
| Total: Westerly | 736 | 59 | 795 |

Statewide total for candidate: Abel G. COLLINS 19,312 900 20,212



**GENERAL ELECTION
PRECINCT SUMMARY**

SENATOR IN GENERAL ASSEMBLY DISTRICT 1

Candidate Name: Maryellen GOODWIN

Party Code: DEM

Year: 2012

| Municipality/Precinct | Polling Place | Mail Ballot | Number of Votes |
|---------------------------------------------------------|----------------------|--------------------|------------------------|
| Providence | | | |
| 2801 | 127 | 5 | 132 |
| 2811 | 852 | 55 | 907 |
| 2812 | 682 | 17 | 699 |
| 2813 | 514 | 16 | 530 |
| 2814 | 365 | 18 | 383 |
| 2819 | 1,003 | 49 | 1,052 |
| 2835 | 87 | 5 | 92 |
| 2837 | 304 | 19 | 323 |
| 2841 | 243 | 10 | 253 |
| 2842 | 142 | 14 | 156 |
| 2851 | 604 | 53 | 657 |
| 2852 | 206 | 7 | 213 |
| 2853 | 147 | 13 | 160 |
| 2857 | 79 | 5 | 84 |
| 2858 | 308 | 13 | 321 |
| 2859 | 85 | 1 | 86 |
| Total: Providence | 5,748 | 300 | 6,048 |
| Statewide total for candidate: Maryellen GOODWIN | 5,748 | 300 | 6,048 |

SENATOR IN GENERAL ASSEMBLY DISTRICT 2

Candidate Name: Juan M. PICHARDO **Party Code: DEM** **Year: 2012**

| Municipality/Precinct | Polling Place | Mail Ballot | Number of Votes |
|--------------------------------------------------------|----------------------|--------------------|------------------------|
| Providence | | | |
| 2822 | 132 | 12 | 144 |
| 2823 | 799 | 27 | 826 |
| 2824 | 977 | 47 | 1,024 |
| 2825 | 154 | 10 | 164 |
| 2826 | 772 | 37 | 809 |
| 2827 | 877 | 21 | 898 |
| 2828 | 529 | 11 | 540 |
| 2864 | 220 | 2 | 222 |
| 2871 | 369 | 12 | 381 |
| 2872 | 51 | 2 | 53 |
| 2873 | 69 | 2 | 71 |
| Total: Providence | 4,949 | 183 | 5,132 |
| Statewide total for candidate: Juan M. PICHARDO | 4,949 | 183 | 5,132 |

Candidate Name: Ramon A. PEREZ **Party Code: IND** **Year: 2012**

| Municipality/Precinct | Polling Place | Mail Ballot | Number of Votes |
|------------------------------------------------------|----------------------|--------------------|------------------------|
| Providence | | | |
| 2822 | 18 | 0 | 18 |
| 2823 | 154 | 3 | 157 |
| 2824 | 179 | 5 | 184 |
| 2825 | 16 | 1 | 17 |
| 2826 | 101 | 3 | 104 |
| 2827 | 81 | 1 | 82 |
| 2828 | 43 | 0 | 43 |
| 2864 | 25 | 1 | 26 |
| 2871 | 56 | 3 | 59 |
| 2872 | 9 | 1 | 10 |
| 2873 | 15 | 0 | 15 |
| Total: Providence | 697 | 18 | 715 |
| Statewide total for candidate: Ramon A. PEREZ | 697 | 18 | 715 |



**GENERAL ELECTION
PRECINCT SUMMARY**

SENATOR IN GENERAL ASSEMBLY DISTRICT 4

Candidate Name: Dominick J. RUGGERIO **Party Code: DEM** **Year: 2012**

| Municipality/Precinct | Polling Place | Mail Ballot | Number of Votes |
|--------------------------------|----------------------|--------------------|------------------------|
| North Providence | | | |
| 2401 | 462 | 16 | 478 |
| 2403 | 594 | 43 | 637 |
| 2404 | 336 | 20 | 356 |
| 2405 | 438 | 23 | 461 |
| 2410 | 451 | 29 | 480 |
| 2411 | 608 | 25 | 633 |
| 2412 | 747 | 20 | 767 |
| 2413 | 411 | 13 | 424 |
| 2414 | 364 | 9 | 373 |
| Total: North Providence | 4,411 | 198 | 4,609 |

| | | | |
|--------------------------|--------------|------------|--------------|
| Providence | | | |
| 2820 | 112 | 14 | 126 |
| 2821 | 696 | 23 | 719 |
| 2843 | 168 | 6 | 174 |
| 2844 | 603 | 28 | 631 |
| 2845 | 357 | 18 | 375 |
| 2846 | 381 | 24 | 405 |
| Total: Providence | 2,317 | 113 | 2,430 |

Statewide total for candidate: Dominick J. RUGGERIO **6,728** **311** **7,039**

Candidate Name: John D. RICOTTILLI **Party Code: IND** **Year: 2012**

| Municipality/Precinct | Polling Place | Mail Ballot | Number of Votes |
|--------------------------------|----------------------|--------------------|------------------------|
| North Providence | | | |
| 2401 | 232 | 4 | 236 |
| 2403 | 243 | 14 | 257 |
| 2404 | 150 | 10 | 160 |
| 2405 | 231 | 12 | 243 |
| 2410 | 256 | 9 | 265 |
| 2411 | 436 | 29 | 465 |
| 2412 | 244 | 9 | 253 |
| 2413 | 138 | 4 | 142 |
| 2414 | 146 | 5 | 151 |
| Total: North Providence | 2,076 | 96 | 2,172 |

| | | | |
|--------------------------|------------|-----------|------------|
| Providence | | | |
| 2820 | 22 | 1 | 23 |
| 2821 | 104 | 4 | 108 |
| 2843 | 88 | 4 | 92 |
| 2844 | 165 | 16 | 181 |
| 2845 | 143 | 3 | 146 |
| 2846 | 197 | 5 | 202 |
| Total: Providence | 719 | 33 | 752 |

Statewide total for candidate: John D. RICOTTILLI **2,795** **129** **2,924**



**GENERAL ELECTION
PRECINCT SUMMARY**

SENATOR IN GENERAL ASSEMBLY DISTRICT 4

Candidate Name: Michael J. ROLLINS

Party Code: Lib

Year: 2012

| Municipality/Precinct | Polling Place | Mail Ballot | Number of Votes |
|----------------------------------------------------------|----------------------|--------------------|------------------------|
| North Providence | | | |
| 2401 | 42 | 1 | 43 |
| 2403 | 54 | 2 | 56 |
| 2404 | 43 | 3 | 46 |
| 2405 | 52 | 4 | 56 |
| 2410 | 56 | 2 | 58 |
| 2411 | 38 | 3 | 41 |
| 2412 | 52 | 1 | 53 |
| 2413 | 18 | 1 | 19 |
| 2414 | 43 | 2 | 45 |
| Total: North Providence | 398 | 19 | 417 |
| Providence | | | |
| 2820 | 5 | 0 | 5 |
| 2821 | 35 | 2 | 37 |
| 2843 | 12 | 1 | 13 |
| 2844 | 49 | 3 | 52 |
| 2845 | 50 | 1 | 51 |
| 2846 | 36 | 3 | 39 |
| Total: Providence | 187 | 10 | 197 |
| Statewide total for candidate: Michael J. ROLLINS | 585 | 29 | 614 |

SENATOR IN GENERAL ASSEMBLY DISTRICT 6

Candidate Name: Harold M. METTS **Party Code: DEM** **Year: 2012**

| Municipality/Precinct | Polling Place | Mail Ballot | Number of Votes |
|-------------------------------------------------------|----------------------|--------------------|------------------------|
| Providence | | | |
| 2807 | 0 | 0 | 0 |
| 2810 | 36 | 5 | 41 |
| 2818 | 1,353 | 74 | 1,427 |
| 2829 | 762 | 26 | 788 |
| 2830 | 67 | 0 | 67 |
| 2831 | 1,176 | 47 | 1,223 |
| 2832 | 913 | 12 | 925 |
| 2833 | 495 | 15 | 510 |
| 2836 | 7 | 0 | 7 |
| 2839 | 272 | 12 | 284 |
| 2840 | 355 | 23 | 378 |
| 2868 | 618 | 26 | 644 |
| Total: Providence | 6,054 | 240 | 6,294 |
| Statewide total for candidate: Harold M. METTS | 6,054 | 240 | 6,294 |

Candidate Name: Russell C. HRYZAN **Party Code: REP** **Year: 2012**

| Municipality/Precinct | Polling Place | Mail Ballot | Number of Votes |
|---------------------------------------------------------|----------------------|--------------------|------------------------|
| Providence | | | |
| 2807 | 0 | 0 | 0 |
| 2810 | 6 | 0 | 6 |
| 2818 | 173 | 6 | 179 |
| 2829 | 73 | 4 | 77 |
| 2830 | 2 | 0 | 2 |
| 2831 | 39 | 0 | 39 |
| 2832 | 69 | 1 | 70 |
| 2833 | 19 | 0 | 19 |
| 2836 | 0 | 0 | 0 |
| 2839 | 70 | 2 | 72 |
| 2840 | 22 | 6 | 28 |
| 2868 | 35 | 5 | 40 |
| Total: Providence | 508 | 24 | 532 |
| Statewide total for candidate: Russell C. HRYZAN | 508 | 24 | 532 |



**GENERAL ELECTION
PRECINCT SUMMARY**

SENATOR IN GENERAL ASSEMBLY DISTRICT 7

| Candidate Name: Frank A. CICCONE, III | | Party Code: DEM | Year: 2012 | |
|-------------------------------------------------------------|----------------------|------------------------|------------------------|--|
| Municipality/Precinct | Polling Place | Mail Ballot | Number of Votes | |
| North Providence | | | | |
| 2402 | 539 | 20 | 559 | |
| 2406 | 581 | 21 | 602 | |
| Total: North Providence | 1,120 | 41 | 1,161 | |
| Providence | | | | |
| 2849 | 478 | 51 | 529 | |
| 2850 | 354 | 10 | 364 | |
| 2869 | 108 | 1 | 109 | |
| 2870 | 575 | 15 | 590 | |
| 2874 | 747 | 33 | 780 | |
| 2875 | 704 | 19 | 723 | |
| 2876 | 465 | 17 | 482 | |
| 2877 | 249 | 10 | 259 | |
| 2878 | 51 | 1 | 52 | |
| Total: Providence | 3,731 | 157 | 3,888 | |
| Statewide total for candidate: Frank A. CICCONE, III | 4,851 | 198 | 5,049 | |

| Candidate Name: Catherine E. GRAZIANO | | Party Code: IND | Year: 2012 | |
|-------------------------------------------------------------|----------------------|------------------------|------------------------|--|
| Municipality/Precinct | Polling Place | Mail Ballot | Number of Votes | |
| North Providence | | | | |
| 2402 | 386 | 15 | 401 | |
| 2406 | 476 | 21 | 497 | |
| Total: North Providence | 862 | 36 | 898 | |
| Providence | | | | |
| 2849 | 320 | 27 | 347 | |
| 2850 | 84 | 3 | 87 | |
| 2869 | 14 | 0 | 14 | |
| 2870 | 90 | 3 | 93 | |
| 2874 | 169 | 7 | 176 | |
| 2875 | 114 | 4 | 118 | |
| 2876 | 77 | 2 | 79 | |
| 2877 | 51 | 1 | 52 | |
| 2878 | 9 | 0 | 9 | |
| Total: Providence | 928 | 47 | 975 | |
| Statewide total for candidate: Catherine E. GRAZIANO | 1,790 | 83 | 1,873 | |

SENATOR IN GENERAL ASSEMBLY DISTRICT 8

Candidate Name: James E. DOYLE, II **Party Code: DEM** **Year: 2012**

| Municipality/Precinct | Polling Place | Mail Ballot | Number of Votes |
|------------------------------|----------------------|--------------------|------------------------|
| Pawtucket | | | |
| 2612 | 689 | 27 | 716 |
| 2613 | 841 | 31 | 872 |
| 2614 | 758 | 21 | 779 |
| 2615 | 253 | 13 | 266 |
| 2618 | 1,156 | 43 | 1,199 |
| 2619 | 640 | 18 | 658 |
| 2620 | 1,039 | 50 | 1,089 |
| 2621 | 312 | 12 | 324 |
| 2624 | 248 | 18 | 266 |
| 2625 | 245 | 21 | 266 |
| Total: Pawtucket | 6,181 | 254 | 6,435 |

Statewide total for candidate: James E. DOYLE, II **6,181** **254** **6,435**

Candidate Name: Beth M. CROLL **Party Code: IND** **Year: 2012**

| Municipality/Precinct | Polling Place | Mail Ballot | Number of Votes |
|------------------------------|----------------------|--------------------|------------------------|
| Pawtucket | | | |
| 2612 | 206 | 6 | 212 |
| 2613 | 186 | 10 | 196 |
| 2614 | 145 | 2 | 147 |
| 2615 | 89 | 1 | 90 |
| 2618 | 459 | 24 | 483 |
| 2619 | 194 | 10 | 204 |
| 2620 | 340 | 14 | 354 |
| 2621 | 153 | 9 | 162 |
| 2624 | 158 | 13 | 171 |
| 2625 | 70 | 3 | 73 |
| Total: Pawtucket | 2,000 | 92 | 2,092 |

Statewide total for candidate: Beth M. CROLL **2,000** **92** **2,092**



**GENERAL ELECTION
PRECINCT SUMMARY**

SENATOR IN GENERAL ASSEMBLY DISTRICT 9

| Candidate Name: Adam J. SATCHELL | | Party Code: DEM | Year: 2012 | |
|--------------------------------------------------------|----------------------|------------------------|------------------------|--------------|
| Municipality/Precinct | Polling Place | Mail Ballot | Number of Votes | |
| West Warwick | | | | |
| 3801 | 676 | 25 | 701 | |
| 3802 | 419 | 15 | 434 | |
| 3803 | 297 | 9 | 306 | |
| 3804 | 1,126 | 61 | 1,187 | |
| 3805 | 468 | 14 | 482 | |
| 3807 | 1,100 | 53 | 1,153 | |
| 3808 | 947 | 46 | 993 | |
| 3809 | 698 | 35 | 733 | |
| 3810 | 605 | 24 | 629 | |
| Total: West Warwick | | 6,336 | 282 | 6,618 |
| Statewide total for candidate: Adam J. SATCHELL | | 6,336 | 282 | 6,618 |

| Candidate Name: Paul P. CAIANIELLO, JR. | | Party Code: REP | Year: 2012 | |
|---------------------------------------------------------------|----------------------|------------------------|------------------------|--------------|
| Municipality/Precinct | Polling Place | Mail Ballot | Number of Votes | |
| West Warwick | | | | |
| 3801 | 283 | 15 | 298 | |
| 3802 | 194 | 5 | 199 | |
| 3803 | 138 | 5 | 143 | |
| 3804 | 687 | 42 | 729 | |
| 3805 | 187 | 11 | 198 | |
| 3807 | 491 | 36 | 527 | |
| 3808 | 512 | 16 | 528 | |
| 3809 | 419 | 18 | 437 | |
| 3810 | 238 | 8 | 246 | |
| Total: West Warwick | | 3,149 | 156 | 3,305 |
| Statewide total for candidate: Paul P. CAIANIELLO, JR. | | 3,149 | 156 | 3,305 |



**GENERAL ELECTION
PRECINCT SUMMARY**

SENATOR IN GENERAL ASSEMBLY DISTRICT 11

| Candidate Name: Christopher Scott OTTIANO | | Party Code: REP | Year: 2012 | |
|-----------------------------------------------------------------|----------------------|------------------------|------------------------|--------------|
| Municipality/Precinct | Polling Place | Mail Ballot | Number of Votes | |
| Bristol | | | | |
| | 0202 | 289 | 16 | 305 |
| | 0207 | 599 | 32 | 631 |
| | 0208 | 558 | 34 | 592 |
| Total: Bristol | | 1,446 | 82 | 1,528 |
| Portsmouth | | | | |
| | 2701 | 49 | 11 | 60 |
| | 2702 | 177 | 18 | 195 |
| | 2703 | 883 | 58 | 941 |
| | 2704 | 1,332 | 97 | 1,429 |
| | 2705 | 392 | 50 | 442 |
| | 2706 | 470 | 62 | 532 |
| | 2707 | 1,377 | 122 | 1,499 |
| | 2708 | 1,355 | 138 | 1,493 |
| Total: Portsmouth | | 6,035 | 556 | 6,591 |
| Tiverton | | | | |
| | 3304 | 589 | 39 | 628 |
| Total: Tiverton | | 589 | 39 | 628 |
| Statewide total for candidate: Christopher Scott OTTIANO | | 8,070 | 677 | 8,747 |

SENATOR IN GENERAL ASSEMBLY DISTRICT 12

Candidate Name: Louis P. DiPALMA

Party Code: DEM

Year: 2012

| Municipality/Precinct | Polling Place | Mail Ballot | Number of Votes |
|--------------------------------------------------------|----------------------|--------------------|------------------------|
| Little Compton | | | |
| 1801 | 1,178 | 104 | 1,282 |
| Total: Little Compton | 1,178 | 104 | 1,282 |
| Middletown | | | |
| 1901 | 827 | 70 | 897 |
| 1902 | 1,028 | 84 | 1,112 |
| 1903 | 869 | 95 | 964 |
| 1904 | 1,286 | 123 | 1,409 |
| 1905 | 926 | 68 | 994 |
| Total: Middletown | 4,936 | 440 | 5,376 |
| Newport | | | |
| 2101 | 664 | 55 | 719 |
| Total: Newport | 664 | 55 | 719 |
| Tiverton | | | |
| 3305 | 160 | 6 | 166 |
| 3306 | 928 | 47 | 975 |
| 3307 | 639 | 46 | 685 |
| Total: Tiverton | 1,727 | 99 | 1,826 |
| Statewide total for candidate: Louis P. DiPALMA | 8,505 | 698 | 9,203 |

SENATOR IN GENERAL ASSEMBLY DISTRICT 13

| Candidate Name: M. Teresa PAIVA-WEED | | Party Code: DEM | Year: 2012 | |
|------------------------------------------------------------|----------------------|------------------------|------------------------|--------------|
| Municipality/Precinct | Polling Place | Mail Ballot | Number of Votes | |
| Jamestown | | | | |
| | 1501 | 1,027 | 119 | 1,146 |
| | 1502 | 1,009 | 106 | 1,115 |
| Total: Jamestown | | 2,036 | 225 | 2,261 |
| Newport | | | | |
| | 2102 | 1,403 | 83 | 1,486 |
| | 2103 | 426 | 25 | 451 |
| | 2104 | 299 | 31 | 330 |
| | 2105 | 1,162 | 145 | 1,307 |
| | 2106 | 796 | 96 | 892 |
| | 2107 | 941 | 89 | 1,030 |
| Total: Newport | | 5,027 | 469 | 5,496 |
| Statewide total for candidate: M. Teresa PAIVA-WEED | | 7,063 | 694 | 7,757 |

| Candidate Name: Geoffrey William COOK | | Party Code: REP | Year: 2012 | |
|-------------------------------------------------------------|----------------------|------------------------|------------------------|--------------|
| Municipality/Precinct | Polling Place | Mail Ballot | Number of Votes | |
| Jamestown | | | | |
| | 1501 | 513 | 48 | 561 |
| | 1502 | 560 | 57 | 617 |
| Total: Jamestown | | 1,073 | 105 | 1,178 |
| Newport | | | | |
| | 2102 | 350 | 32 | 382 |
| | 2103 | 115 | 9 | 124 |
| | 2104 | 139 | 7 | 146 |
| | 2105 | 465 | 61 | 526 |
| | 2106 | 368 | 48 | 416 |
| | 2107 | 447 | 64 | 511 |
| Total: Newport | | 1,884 | 221 | 2,105 |
| Statewide total for candidate: Geoffrey William COOK | | 2,957 | 326 | 3,283 |



**GENERAL ELECTION
PRECINCT SUMMARY**

SENATOR IN GENERAL ASSEMBLY DISTRICT 17

| Candidate Name: Edward J. O'NEILL | | Party Code: IND | Year: 2012 | |
|---------------------------------------------------------|----------------------|------------------------|------------------------|--------------|
| Municipality/Precinct | Polling Place | Mail Ballot | Number of Votes | |
| Lincoln | | | | |
| | 1701 | 1,004 | 54 | 1,058 |
| | 1702 | 435 | 22 | 457 |
| | 1703 | 594 | 17 | 611 |
| | 1704 | 941 | 41 | 982 |
| | 1705 | 646 | 32 | 678 |
| | 1706 | 194 | 16 | 210 |
| | 1707 | 245 | 7 | 252 |
| | 1708 | 834 | 57 | 891 |
| | 1709 | 324 | 18 | 342 |
| Total: Lincoln | | 5,217 | 264 | 5,481 |
| North Providence | | | | |
| | 2416 | 751 | 31 | 782 |
| Total: North Providence | | 751 | 31 | 782 |
| North Smithfield | | | | |
| | 2501 | 533 | 31 | 564 |
| | 2502 | 719 | 42 | 761 |
| Total: North Smithfield | | 1,252 | 73 | 1,325 |
| Statewide total for candidate: Edward J. O'NEILL | | 7,220 | 368 | 7,588 |

| Candidate Name: John J. CULLEN | | Party Code: DEM | Year: 2012 | |
|------------------------------------------------------|----------------------|------------------------|------------------------|--------------|
| Municipality/Precinct | Polling Place | Mail Ballot | Number of Votes | |
| Lincoln | | | | |
| | 1701 | 541 | 46 | 587 |
| | 1702 | 289 | 9 | 298 |
| | 1703 | 421 | 11 | 432 |
| | 1704 | 434 | 20 | 454 |
| | 1705 | 373 | 14 | 387 |
| | 1706 | 108 | 3 | 111 |
| | 1707 | 81 | 5 | 86 |
| | 1708 | 424 | 41 | 465 |
| | 1709 | 177 | 11 | 188 |
| Total: Lincoln | | 2,848 | 160 | 3,008 |
| North Providence | | | | |
| | 2416 | 681 | 33 | 714 |
| Total: North Providence | | 681 | 33 | 714 |
| North Smithfield | | | | |
| | 2501 | 543 | 13 | 556 |
| | 2502 | 471 | 27 | 498 |
| Total: North Smithfield | | 1,014 | 40 | 1,054 |
| Statewide total for candidate: John J. CULLEN | | 4,543 | 233 | 4,776 |



**GENERAL ELECTION
PRECINCT SUMMARY**

SENATOR IN GENERAL ASSEMBLY DISTRICT 18

Candidate Name: William J. CONLEY, JR. **Party Code:** DEM **Year:** 2012

| Municipality/Precinct | Polling Place | Mail Ballot | Number of Votes |
|--------------------------------------------------------------|----------------------|--------------------|------------------------|
| East Providence | | | |
| 1004 | 1,018 | 49 | 1,067 |
| 1005 | 895 | 52 | 947 |
| 1006 | 71 | 1 | 72 |
| 1007 | 88 | 39 | 127 |
| 1012 | 566 | 32 | 598 |
| 1013 | 1,002 | 86 | 1,088 |
| 1014 | 1,115 | 47 | 1,162 |
| 1016 | 694 | 43 | 737 |
| Total: East Providence | 5,449 | 349 | 5,798 |
| Pawtucket | | | |
| 2616 | 94 | 4 | 98 |
| 2617 | 185 | 17 | 202 |
| 2622 | 209 | 8 | 217 |
| 2623 | 288 | 21 | 309 |
| 2628 | 991 | 46 | 1,037 |
| 2629 | 1,342 | 46 | 1,388 |
| 2630 | 89 | 9 | 98 |
| Total: Pawtucket | 3,198 | 151 | 3,349 |
| Statewide total for candidate: William J. CONLEY, JR. | 8,647 | 500 | 9,147 |



**GENERAL ELECTION
PRECINCT SUMMARY**

SENATOR IN GENERAL ASSEMBLY DISTRICT 19

Candidate Name: Ryan William PEARSON **Party Code: DEM** **Year: 2012**

| Municipality/Precinct | Polling Place | Mail Ballot | Number of Votes |
|------------------------------------------------------------|----------------------|--------------------|------------------------|
| Cumberland | | | |
| 0801 | 542 | 12 | 554 |
| 0805 | 914 | 30 | 944 |
| 0806 | 796 | 39 | 835 |
| 0807 | 769 | 52 | 821 |
| 0808 | 739 | 60 | 799 |
| 0810 | 731 | 20 | 751 |
| 0811 | 813 | 25 | 838 |
| 0812 | 572 | 26 | 598 |
| Total: Cumberland | 5,876 | 264 | 6,140 |
| Lincoln | | | |
| 1710 | 291 | 4 | 295 |
| 1711 | 301 | 8 | 309 |
| Total: Lincoln | 592 | 12 | 604 |
| Statewide total for candidate: Ryan William PEARSON | 6,468 | 276 | 6,744 |

Candidate Name: Bethany L. MOURA **Party Code: REP** **Year: 2012**

| Municipality/Precinct | Polling Place | Mail Ballot | Number of Votes |
|--------------------------------------------------------|----------------------|--------------------|------------------------|
| Cumberland | | | |
| 0801 | 323 | 16 | 339 |
| 0805 | 501 | 18 | 519 |
| 0806 | 493 | 53 | 546 |
| 0807 | 730 | 36 | 766 |
| 0808 | 780 | 55 | 835 |
| 0810 | 219 | 11 | 230 |
| 0811 | 328 | 13 | 341 |
| 0812 | 343 | 27 | 370 |
| Total: Cumberland | 3,717 | 229 | 3,946 |
| Lincoln | | | |
| 1710 | 194 | 13 | 207 |
| 1711 | 180 | 5 | 185 |
| Total: Lincoln | 374 | 18 | 392 |
| Statewide total for candidate: Bethany L. MOURA | 4,091 | 247 | 4,338 |



**GENERAL ELECTION
PRECINCT SUMMARY**

SENATOR IN GENERAL ASSEMBLY DISTRICT 19

Candidate Name: Steven T. ORSINI

Party Code: IND

Year: 2012

| Municipality/Precinct | Polling Place | Mail Ballot | Number of Votes |
|--------------------------------------------------------|----------------------|--------------------|------------------------|
| Cumberland | | | |
| 0801 | 97 | 2 | 99 |
| 0805 | 141 | 5 | 146 |
| 0806 | 150 | 8 | 158 |
| 0807 | 295 | 10 | 305 |
| 0808 | 242 | 12 | 254 |
| 0810 | 109 | 2 | 111 |
| 0811 | 131 | 10 | 141 |
| 0812 | 100 | 3 | 103 |
| Total: Cumberland | 1,265 | 52 | 1,317 |
| Lincoln | | | |
| 1710 | 59 | 2 | 61 |
| 1711 | 58 | 3 | 61 |
| Total: Lincoln | 117 | 5 | 122 |
| Statewide total for candidate: Steven T. ORSINI | 1,382 | 57 | 1,439 |

SENATOR IN GENERAL ASSEMBLY DISTRICT 21

Candidate Name: Nicholas D. KETTLE

Party Code: REP

Year: 2012

| Municipality/Precinct | Polling Place | Mail Ballot | Number of Votes |
|----------------------------------------------------------|----------------------|--------------------|------------------------|
| Coventry | | | |
| 0605 | 512 | 15 | 527 |
| 0606 | 273 | 8 | 281 |
| 0607 | 563 | 26 | 589 |
| 0608 | 540 | 23 | 563 |
| 0617 | 500 | 18 | 518 |
| Total: Coventry | 2,388 | 90 | 2,478 |
| Foster | | | |
| 1201 | 558 | 34 | 592 |
| 1202 | 565 | 27 | 592 |
| Total: Foster | 1,123 | 61 | 1,184 |
| Scituate | | | |
| 3001 | 871 | 62 | 933 |
| 3002 | 858 | 50 | 908 |
| 3003 | 863 | 64 | 927 |
| Total: Scituate | 2,592 | 176 | 2,768 |
| West Greenwich | | | |
| 3701 | 516 | 31 | 547 |
| Total: West Greenwich | 516 | 31 | 547 |
| Statewide total for candidate: Nicholas D. KETTLE | 6,619 | 358 | 6,977 |



**GENERAL ELECTION
PRECINCT SUMMARY**

SENATOR IN GENERAL ASSEMBLY DISTRICT 21

| Candidate Name: Scott M. POLLARD | Party Code: DEM | Year: 2012 | |
|--------------------------------------------------------|------------------------|--------------------|------------------------|
| Municipality/Precinct | Polling Place | Mail Ballot | Number of Votes |
| Coventry | | | |
| 0605 | 429 | 15 | 444 |
| 0606 | 249 | 11 | 260 |
| 0607 | 659 | 28 | 687 |
| 0608 | 678 | 27 | 705 |
| 0617 | 357 | 10 | 367 |
| Total: Coventry | 2,372 | 91 | 2,463 |
| Foster | | | |
| 1201 | 605 | 19 | 624 |
| 1202 | 493 | 35 | 528 |
| Total: Foster | 1,098 | 54 | 1,152 |
| Scituate | | | |
| 3001 | 858 | 67 | 925 |
| 3002 | 805 | 28 | 833 |
| 3003 | 929 | 63 | 992 |
| Total: Scituate | 2,592 | 158 | 2,750 |
| West Greenwich | | | |
| 3701 | 394 | 17 | 411 |
| Total: West Greenwich | 394 | 17 | 411 |
| Statewide total for candidate: Scott M. POLLARD | 6,456 | 320 | 6,776 |



**GENERAL ELECTION
PRECINCT SUMMARY**

SENATOR IN GENERAL ASSEMBLY DISTRICT 22

Candidate Name: Stephen R. ARCHAMBAULT **Party Code: DEM** **Year: 2012**

| Municipality/Precinct | Polling Place | Mail Ballot | Number of Votes |
|--------------------------------------------------------------|----------------------|--------------------|------------------------|
| Johnston | | | |
| 1606 | 136 | 4 | 140 |
| Total: Johnston | 136 | 4 | 140 |
| North Providence | | | |
| 2407 | 764 | 37 | 801 |
| 2408 | 582 | 25 | 607 |
| 2409 | 333 | 29 | 362 |
| Total: North Providence | 1,679 | 91 | 1,770 |
| Smithfield | | | |
| 3101 | 745 | 55 | 800 |
| 3102 | 855 | 53 | 908 |
| 3103 | 897 | 41 | 938 |
| 3104 | 921 | 88 | 1,009 |
| 3105 | 959 | 118 | 1,077 |
| 3106 | 684 | 63 | 747 |
| Total: Smithfield | 5,061 | 418 | 5,479 |
| Statewide total for candidate: Stephen R. ARCHAMBAULT | 6,876 | 513 | 7,389 |

Candidate Name: Richard A. POIRIER **Party Code: REP** **Year: 2012**

| Municipality/Precinct | Polling Place | Mail Ballot | Number of Votes |
|----------------------------------------------------------|----------------------|--------------------|------------------------|
| Johnston | | | |
| 1606 | 64 | 5 | 69 |
| Total: Johnston | 64 | 5 | 69 |
| North Providence | | | |
| 2407 | 361 | 19 | 380 |
| 2408 | 269 | 13 | 282 |
| 2409 | 188 | 4 | 192 |
| Total: North Providence | 818 | 36 | 854 |
| Smithfield | | | |
| 3101 | 653 | 52 | 705 |
| 3102 | 515 | 32 | 547 |
| 3103 | 657 | 44 | 701 |
| 3104 | 767 | 42 | 809 |
| 3105 | 618 | 68 | 686 |
| 3106 | 686 | 50 | 736 |
| Total: Smithfield | 3,896 | 288 | 4,184 |
| Statewide total for candidate: Richard A. POIRIER | 4,778 | 329 | 5,107 |

SENATOR IN GENERAL ASSEMBLY DISTRICT 25

Candidate Name: Frank LOMBARDO, III

Party Code: DEM

Year: 2012

| Municipality/Precinct | Polling Place | Mail Ballot | Number of Votes |
|-----------------------------------------------------------|----------------------|--------------------|------------------------|
| Johnston | | | |
| 1601 | 693 | 19 | 712 |
| 1602 | 776 | 35 | 811 |
| 1603 | 833 | 60 | 893 |
| 1604 | 813 | 71 | 884 |
| 1605 | 811 | 26 | 837 |
| 1607 | 260 | 5 | 265 |
| 1608 | 1,007 | 38 | 1,045 |
| 1609 | 742 | 50 | 792 |
| 1610 | 1,113 | 57 | 1,170 |
| 1611 | 601 | 32 | 633 |
| 1612 | 672 | 39 | 711 |
| 1613 | 758 | 40 | 798 |
| Total: Johnston | 9,079 | 472 | 9,551 |
| Statewide total for candidate: Frank LOMBARDO, III | 9,079 | 472 | 9,551 |



**GENERAL ELECTION
PRECINCT SUMMARY**

SENATOR IN GENERAL ASSEMBLY DISTRICT 26

| Candidate Name: Frank S. LOMBARDI | | Party Code: DEM | Year: 2012 | |
|---------------------------------------------------------|----------------------|------------------------|------------------------|--------------|
| Municipality/Precinct | Polling Place | Mail Ballot | Number of Votes | |
| Cranston | | | | |
| | 0701 | 938 | 58 | 996 |
| | 0702 | 771 | 35 | 806 |
| | 0703 | 546 | 29 | 575 |
| | 0706 | 884 | 42 | 926 |
| | 0707 | 728 | 34 | 762 |
| | 0716 | 782 | 56 | 838 |
| | 0730 | 1,006 | 44 | 1,050 |
| | 0731 | 1,016 | 40 | 1,056 |
| Total: Cranston | | 6,671 | 338 | 7,009 |
| Statewide total for candidate: Frank S. LOMBARDI | | 6,671 | 338 | 7,009 |

| Candidate Name: Sean P. GATELY | | Party Code: REP | Year: 2012 | |
|------------------------------------------------------|----------------------|------------------------|------------------------|--------------|
| Municipality/Precinct | Polling Place | Mail Ballot | Number of Votes | |
| Cranston | | | | |
| | 0701 | 207 | 16 | 223 |
| | 0702 | 193 | 11 | 204 |
| | 0703 | 220 | 7 | 227 |
| | 0706 | 716 | 52 | 768 |
| | 0707 | 671 | 28 | 699 |
| | 0716 | 380 | 23 | 403 |
| | 0730 | 965 | 46 | 1,011 |
| | 0731 | 481 | 23 | 504 |
| Total: Cranston | | 3,833 | 206 | 4,039 |
| Statewide total for candidate: Sean P. GATELY | | 3,833 | 206 | 4,039 |



**GENERAL ELECTION
PRECINCT SUMMARY**

SENATOR IN GENERAL ASSEMBLY DISTRICT 27

| Candidate Name: Hanna M. GALLO | | Party Code: DEM | Year: 2012 | |
|------------------------------------------------------|----------------------|------------------------|------------------------|--------------|
| Municipality/Precinct | Polling Place | Mail Ballot | Number of Votes | |
| Cranston | | | | |
| | 0708 | 764 | 27 | 791 |
| | 0709 | 803 | 68 | 871 |
| | 0710 | 681 | 28 | 709 |
| | 0711 | 545 | 27 | 572 |
| | 0712 | 502 | 48 | 550 |
| | 0713 | 623 | 19 | 642 |
| | 0717 | 285 | 9 | 294 |
| | 0718 | 319 | 17 | 336 |
| | 0719 | 550 | 33 | 583 |
| | 0720 | 148 | 10 | 158 |
| | 0728 | 0 | 11 | 11 |
| Total: Cranston | | 5,220 | 297 | 5,517 |
| West Warwick | | | | |
| | 3806 | 327 | 28 | 355 |
| Total: West Warwick | | 327 | 28 | 355 |
| Statewide total for candidate: Hanna M. GALLO | | 5,547 | 325 | 5,872 |

| Candidate Name: Aram G. GARABEDIAN | | Party Code: IND | Year: 2012 | |
|----------------------------------------------------------|----------------------|------------------------|------------------------|--------------|
| Municipality/Precinct | Polling Place | Mail Ballot | Number of Votes | |
| Cranston | | | | |
| | 0708 | 502 | 22 | 524 |
| | 0709 | 639 | 36 | 675 |
| | 0710 | 332 | 16 | 348 |
| | 0711 | 372 | 14 | 386 |
| | 0712 | 695 | 60 | 755 |
| | 0713 | 443 | 24 | 467 |
| | 0717 | 113 | 6 | 119 |
| | 0718 | 214 | 5 | 219 |
| | 0719 | 372 | 17 | 389 |
| | 0720 | 160 | 5 | 165 |
| | 0728 | 0 | 2 | 2 |
| Total: Cranston | | 3,842 | 207 | 4,049 |
| West Warwick | | | | |
| | 3806 | 166 | 12 | 178 |
| Total: West Warwick | | 166 | 12 | 178 |
| Statewide total for candidate: Aram G. GARABEDIAN | | 4,008 | 219 | 4,227 |



**GENERAL ELECTION
PRECINCT SUMMARY**

SENATOR IN GENERAL ASSEMBLY DISTRICT 28

| Candidate Name: Joshua MILLER | | Party Code: DEM | | Year: 2012 |
|-----------------------------------------------------|----------------------|------------------------|------------------------|-------------------|
| Municipality/Precinct | Polling Place | Mail Ballot | Number of Votes | |
| Cranston | | | | |
| | 0704 | 195 | 3 | 198 |
| | 0705 | 198 | 1 | 199 |
| | 0714 | 222 | 1 | 223 |
| | 0715 | 522 | 19 | 541 |
| | 0721 | 883 | 32 | 915 |
| | 0722 | 463 | 14 | 477 |
| | 0723 | 1,107 | 63 | 1,170 |
| | 0724 | 790 | 78 | 868 |
| | 0725 | 1,139 | 40 | 1,179 |
| | 0726 | 648 | 23 | 671 |
| | 0727 | 444 | 14 | 458 |
| Total: Cranston | | 6,611 | 288 | 6,899 |
| Providence | | | | |
| | 2834 | 214 | 6 | 220 |
| Total: Providence | | 214 | 6 | 220 |
| Statewide total for candidate: Joshua MILLER | | 6,825 | 294 | 7,119 |

| Candidate Name: Robert J. CLARKIN | | Party Code: REP | | Year: 2012 |
|---------------------------------------------------------|----------------------|------------------------|------------------------|-------------------|
| Municipality/Precinct | Polling Place | Mail Ballot | Number of Votes | |
| Cranston | | | | |
| | 0704 | 79 | 6 | 85 |
| | 0705 | 84 | 3 | 87 |
| | 0714 | 69 | 4 | 73 |
| | 0715 | 306 | 16 | 322 |
| | 0721 | 374 | 18 | 392 |
| | 0722 | 212 | 13 | 225 |
| | 0723 | 404 | 12 | 416 |
| | 0724 | 427 | 34 | 461 |
| | 0725 | 496 | 30 | 526 |
| | 0726 | 316 | 11 | 327 |
| | 0727 | 236 | 10 | 246 |
| Total: Cranston | | 3,003 | 157 | 3,160 |
| Providence | | | | |
| | 2834 | 21 | 0 | 21 |
| Total: Providence | | 21 | 0 | 21 |
| Statewide total for candidate: Robert J. CLARKIN | | 3,024 | 157 | 3,181 |



**GENERAL ELECTION
PRECINCT SUMMARY**

SENATOR IN GENERAL ASSEMBLY DISTRICT 29

Candidate Name: Michael J. McCaffrey

Party Code: DEM

Year: 2012

| Municipality/Precinct | Polling Place | Mail Ballot | Number of Votes |
|------------------------------------------------------------|----------------------|--------------------|------------------------|
| Warwick | | | |
| 3501 | 1,324 | 64 | 1,388 |
| 3502 | 1,243 | 47 | 1,290 |
| 3503 | 641 | 21 | 662 |
| 3512 | 768 | 29 | 797 |
| 3513 | 1,116 | 99 | 1,215 |
| 3514 | 1,391 | 74 | 1,465 |
| 3515 | 1,391 | 59 | 1,450 |
| 3516 | 339 | 14 | 353 |
| 3517 | 445 | 18 | 463 |
| 3521 | 997 | 69 | 1,066 |
| Total: Warwick | 9,655 | 494 | 10,149 |
| Statewide total for candidate: Michael J. McCaffrey | 9,655 | 494 | 10,149 |



**GENERAL ELECTION
PRECINCT SUMMARY**

SENATOR IN GENERAL ASSEMBLY DISTRICT 30

Candidate Name: William A. WALASKA **Party Code: DEM** **Year: 2012**

| Municipality/Precinct | Polling Place | Mail Ballot | Number of Votes |
|------------------------------|----------------------|--------------------|------------------------|
| Warwick | | | |
| 3506 | 396 | 16 | 412 |
| 3507 | 150 | 9 | 159 |
| 3518 | 1,048 | 47 | 1,095 |
| 3519 | 1,039 | 50 | 1,089 |
| 3520 | 837 | 17 | 854 |
| 3522 | 603 | 9 | 612 |
| 3523 | 911 | 38 | 949 |
| 3524 | 740 | 33 | 773 |
| 3525 | 751 | 36 | 787 |
| 3526 | 211 | 16 | 227 |
| 3527 | 597 | 31 | 628 |
| Total: Warwick | 7,283 | 302 | 7,585 |

Statewide total for candidate: William A. WALASKA **7,283** **302** **7,585**

Candidate Name: Keith E. BURKITT **Party Code: REP** **Year: 2012**

| Municipality/Precinct | Polling Place | Mail Ballot | Number of Votes |
|------------------------------|----------------------|--------------------|------------------------|
| Warwick | | | |
| 3506 | 122 | 3 | 125 |
| 3507 | 70 | 5 | 75 |
| 3518 | 400 | 26 | 426 |
| 3519 | 376 | 24 | 400 |
| 3520 | 239 | 3 | 242 |
| 3522 | 189 | 8 | 197 |
| 3523 | 296 | 11 | 307 |
| 3524 | 253 | 11 | 264 |
| 3525 | 265 | 17 | 282 |
| 3526 | 114 | 11 | 125 |
| 3527 | 330 | 17 | 347 |
| Total: Warwick | 2,654 | 136 | 2,790 |

Statewide total for candidate: Keith E. BURKITT **2,654** **136** **2,790**



**GENERAL ELECTION
PRECINCT SUMMARY**

SENATOR IN GENERAL ASSEMBLY DISTRICT 30

Candidate Name: Arthur J. GROH, JR.

Party Code: IND

Year: 2012

| Municipality/Precinct | Polling Place | Mail Ballot | Number of Votes |
|-----------------------------------------------------------|----------------------|--------------------|------------------------|
| Warwick | | | |
| 3506 | 81 | 1 | 82 |
| 3507 | 59 | 1 | 60 |
| 3518 | 219 | 12 | 231 |
| 3519 | 256 | 9 | 265 |
| 3520 | 194 | 4 | 198 |
| 3522 | 156 | 1 | 157 |
| 3523 | 414 | 10 | 424 |
| 3524 | 154 | 1 | 155 |
| 3525 | 193 | 13 | 206 |
| 3526 | 58 | 2 | 60 |
| 3527 | 200 | 3 | 203 |
| Total: Warwick | 1,984 | 57 | 2,041 |
| Statewide total for candidate: Arthur J. GROH, JR. | 1,984 | 57 | 2,041 |



**GENERAL ELECTION
PRECINCT SUMMARY**

SENATOR IN GENERAL ASSEMBLY DISTRICT 31

Candidate Name: Erin P. LYNCH

Party Code: DEM

Year: 2012

| Municipality/Precinct | Polling Place | Mail Ballot | Number of Votes |
|-----------------------------------------------------|----------------------|--------------------|------------------------|
| Warwick | | | |
| 3504 | 1,010 | 40 | 1,050 |
| 3505 | 488 | 9 | 497 |
| 3508 | 1,045 | 32 | 1,077 |
| 3509 | 233 | 21 | 254 |
| 3510 | 737 | 22 | 759 |
| 3511 | 1,043 | 89 | 1,132 |
| 3528 | 432 | 14 | 446 |
| 3529 | 860 | 59 | 919 |
| 3530 | 1,169 | 62 | 1,231 |
| 3531 | 1,330 | 105 | 1,435 |
| 3532 | 500 | 25 | 525 |
| 3533 | 492 | 45 | 537 |
| Total: Warwick | 9,339 | 523 | 9,862 |
| Statewide total for candidate: Erin P. LYNCH | 9,339 | 523 | 9,862 |



**GENERAL ELECTION
PRECINCT SUMMARY**

SENATOR IN GENERAL ASSEMBLY DISTRICT 32

Candidate Name: David E. BATES

Party Code: REP

Year: 2012

| Municipality/Precinct | Polling Place | Mail Ballot | Number of Votes |
|------------------------------------------------------|----------------------|--------------------|------------------------|
| Barrington | | | |
| 0101 | 1,047 | 80 | 1,127 |
| 0102 | 1,214 | 82 | 1,296 |
| 0103 | 1,082 | 116 | 1,198 |
| 0104 | 1,335 | 107 | 1,442 |
| 0105 | 1,256 | 119 | 1,375 |
| Total: Barrington | 5,934 | 504 | 6,438 |
| Bristol | | | |
| 0203 | 1,237 | 117 | 1,354 |
| 0204 | 706 | 61 | 767 |
| 0209 | 131 | 1 | 132 |
| Total: Bristol | 2,074 | 179 | 2,253 |
| East Providence | | | |
| 1015 | 322 | 17 | 339 |
| 1017 | 852 | 44 | 896 |
| Total: East Providence | 1,174 | 61 | 1,235 |
| Statewide total for candidate: David E. BATES | 9,182 | 744 | 9,926 |

SENATOR IN GENERAL ASSEMBLY DISTRICT 33

Candidate Name: Leonidas P. RAPTAKIS

Party Code: DEM

Year: 2012

| Municipality/Precinct | Polling Place | Mail Ballot | Number of Votes |
|------------------------------------------------------------|----------------------|--------------------|------------------------|
| Coventry | | | |
| 0601 | 547 | 20 | 567 |
| 0602 | 152 | 9 | 161 |
| 0603 | 762 | 45 | 807 |
| 0604 | 536 | 28 | 564 |
| 0609 | 615 | 24 | 639 |
| 0610 | 380 | 24 | 404 |
| 0611 | 593 | 33 | 626 |
| 0612 | 509 | 21 | 530 |
| 0613 | 526 | 25 | 551 |
| 0614 | 259 | 40 | 299 |
| 0615 | 616 | 46 | 662 |
| 0616 | 645 | 31 | 676 |
| 0618 | 259 | 18 | 277 |
| Total: Coventry | 6,399 | 364 | 6,763 |
| East Greenwich | | | |
| 0901 | 155 | 18 | 173 |
| Total: East Greenwich | 155 | 18 | 173 |
| West Greenwich | | | |
| 3702 | 479 | 25 | 504 |
| 3704 | 314 | 7 | 321 |
| Total: West Greenwich | 793 | 32 | 825 |
| Statewide total for candidate: Leonidas P. RAPTAKIS | 7,347 | 414 | 7,761 |

SENATOR IN GENERAL ASSEMBLY DISTRICT 33

Candidate Name: Glenford J. SHIBLEY

Party Code: REP

Year: 2012

| Municipality/Precinct | Polling Place | Mail Ballot | Number of Votes |
|-----------------------------------------------------------|----------------------|--------------------|------------------------|
| Coventry | | | |
| 0601 | 328 | 10 | 338 |
| 0602 | 84 | 4 | 88 |
| 0603 | 541 | 27 | 568 |
| 0604 | 333 | 7 | 340 |
| 0609 | 337 | 24 | 361 |
| 0610 | 201 | 5 | 206 |
| 0611 | 308 | 22 | 330 |
| 0612 | 375 | 15 | 390 |
| 0613 | 276 | 17 | 293 |
| 0614 | 73 | 12 | 85 |
| 0615 | 425 | 31 | 456 |
| 0616 | 401 | 15 | 416 |
| 0618 | 195 | 15 | 210 |
| Total: Coventry | 3,877 | 204 | 4,081 |
| East Greenwich | | | |
| 0901 | 185 | 11 | 196 |
| Total: East Greenwich | 185 | 11 | 196 |
| West Greenwich | | | |
| 3702 | 271 | 12 | 283 |
| 3704 | 234 | 17 | 251 |
| Total: West Greenwich | 505 | 29 | 534 |
| Statewide total for candidate: Glenford J. SHIBLEY | 4,567 | 244 | 4,811 |

SENATOR IN GENERAL ASSEMBLY DISTRICT 34

| Candidate Name: Catherine COOL RUMSEY | | Party Code: DEM | | Year: 2012 |
|-------------------------------------------------------------|----------------------|------------------------|------------------------|-------------------|
| Municipality/Precinct | Polling Place | Mail Ballot | Number of Votes | |
| Charlestown | | | | |
| | 0501 | 631 | 32 | 663 |
| | 0502 | 612 | 32 | 644 |
| Total: Charlestown | | 1,243 | 64 | 1,307 |
| Exeter | | | | |
| | 1101 | 508 | 14 | 522 |
| | 1102 | 460 | 22 | 482 |
| | 1103 | 575 | 23 | 598 |
| Total: Exeter | | 1,543 | 59 | 1,602 |
| Hopkinton | | | | |
| | 1401 | 834 | 43 | 877 |
| | 1402 | 769 | 38 | 807 |
| | 1403 | 344 | 15 | 359 |
| Total: Hopkinton | | 1,947 | 96 | 2,043 |
| Richmond | | | | |
| | 2901 | 947 | 45 | 992 |
| | 2902 | 904 | 20 | 924 |
| Total: Richmond | | 1,851 | 65 | 1,916 |
| West Greenwich | | | | |
| | 3703 | 269 | 13 | 282 |
| Total: West Greenwich | | 269 | 13 | 282 |
| Statewide total for candidate: Catherine COOL RUMSEY | | 6,853 | 297 | 7,150 |

SENATOR IN GENERAL ASSEMBLY DISTRICT 34

Candidate Name: Francis T. MAHER, JR.

Party Code: REP

Year: 2012

| Municipality/Precinct | Polling Place | Mail Ballot | Number of Votes |
|-------------------------------------------------------------|----------------------|--------------------|------------------------|
| Charlestown | | | |
| 0501 | 351 | 25 | 376 |
| 0502 | 396 | 25 | 421 |
| Total: Charlestown | 747 | 50 | 797 |
| Exeter | | | |
| 1101 | 363 | 16 | 379 |
| 1102 | 443 | 24 | 467 |
| 1103 | 661 | 39 | 700 |
| Total: Exeter | 1,467 | 79 | 1,546 |
| Hopkinton | | | |
| 1401 | 681 | 42 | 723 |
| 1402 | 531 | 38 | 569 |
| 1403 | 217 | 14 | 231 |
| Total: Hopkinton | 1,429 | 94 | 1,523 |
| Richmond | | | |
| 2901 | 758 | 35 | 793 |
| 2902 | 751 | 23 | 774 |
| Total: Richmond | 1,509 | 58 | 1,567 |
| West Greenwich | | | |
| 3703 | 356 | 20 | 376 |
| Total: West Greenwich | 356 | 20 | 376 |
| Statewide total for candidate: Francis T. MAHER, JR. | 5,508 | 301 | 5,809 |

SENATOR IN GENERAL ASSEMBLY DISTRICT 35

| Candidate Name: | Winters B. HAMES, III | | Party Code: | DEM | Year: | 2012 |
|-------------------------------------------------------------|------------------------------|--------------------|------------------------|--------------|--------------|-------------|
| Municipality/Precinct | Polling Place | Mail Ballot | Number of Votes | | | |
| East Greenwich | | | | | | |
| | 0902 | 493 | 52 | 545 | | |
| | 0903 | 596 | 57 | 653 | | |
| | 0904 | 536 | 61 | 597 | | |
| | 0905 | 510 | 45 | 555 | | |
| Total: East Greenwich | | 2,135 | 215 | 2,350 | | |
| Narragansett | | | | | | |
| | 2001 | 93 | 4 | 97 | | |
| | 2004 | 881 | 59 | 940 | | |
| | 2005 | 777 | 61 | 838 | | |
| Total: Narragansett | | 1,751 | 124 | 1,875 | | |
| North Kingstown | | | | | | |
| | 2301 | 392 | 37 | 429 | | |
| | 2305 | 288 | 16 | 304 | | |
| | 2306 | 351 | 24 | 375 | | |
| Total: North Kingstown | | 1,031 | 77 | 1,108 | | |
| South Kingstown | | | | | | |
| | 3201 | 266 | 13 | 279 | | |
| Total: South Kingstown | | 266 | 13 | 279 | | |
| Statewide total for candidate: Winters B. HAMES, III | | 5,183 | 429 | 5,612 | | |



**GENERAL ELECTION
PRECINCT SUMMARY**

SENATOR IN GENERAL ASSEMBLY DISTRICT 36

Candidate Name: James C. SHEEHAN **Party Code: DEM** **Year: 2012**

| Municipality/Precinct | Polling Place | Mail Ballot | Number of Votes |
|--------------------------------------------------------|----------------------|--------------------|------------------------|
| Narragansett | | | |
| 2002 | 1,105 | 63 | 1,168 |
| 2003 | 983 | 67 | 1,050 |
| Total: Narragansett | 2,088 | 130 | 2,218 |
| North Kingstown | | | |
| 2302 | 936 | 49 | 985 |
| 2303 | 991 | 62 | 1,053 |
| 2304 | 955 | 63 | 1,018 |
| 2307 | 1,081 | 93 | 1,174 |
| 2308 | 1,030 | 90 | 1,120 |
| 2309 | 947 | 80 | 1,027 |
| Total: North Kingstown | 5,940 | 437 | 6,377 |
| Statewide total for candidate: James C. SHEEHAN | 8,028 | 567 | 8,595 |

Candidate Name: Mariacristina C. MCKENDALL **Party Code: REP** **Year: 2012**

| Municipality/Precinct | Polling Place | Mail Ballot | Number of Votes |
|------------------------------------------------------------------|----------------------|--------------------|------------------------|
| Narragansett | | | |
| 2002 | 628 | 56 | 684 |
| 2003 | 652 | 57 | 709 |
| Total: Narragansett | 1,280 | 113 | 1,393 |
| North Kingstown | | | |
| 2302 | 543 | 43 | 586 |
| 2303 | 675 | 58 | 733 |
| 2304 | 696 | 47 | 743 |
| 2307 | 680 | 77 | 757 |
| 2308 | 670 | 57 | 727 |
| 2309 | 706 | 52 | 758 |
| Total: North Kingstown | 3,970 | 334 | 4,304 |
| Statewide total for candidate: Mariacristina C. MCKENDALL | 5,250 | 447 | 5,697 |

SENATOR IN GENERAL ASSEMBLY DISTRICT 37

| Candidate Name: V. Susan SOSNOWSKI | | Party Code: DEM | Year: 2012 | |
|----------------------------------------------------------|----------------------|------------------------|------------------------|--------------|
| Municipality/Precinct | Polling Place | Mail Ballot | Number of Votes | |
| New Shoreham | | | | |
| | 2201 | 594 | 128 | 722 |
| Total: New Shoreham | | 594 | 128 | 722 |
| South Kingstown | | | | |
| | 3202 | 832 | 70 | 902 |
| | 3203 | 912 | 98 | 1,010 |
| | 3204 | 927 | 46 | 973 |
| | 3205 | 1,123 | 55 | 1,178 |
| | 3206 | 789 | 80 | 869 |
| | 3207 | 1,088 | 88 | 1,176 |
| | 3208 | 1,017 | 92 | 1,109 |
| | 3209 | 455 | 34 | 489 |
| Total: South Kingstown | | 7,143 | 563 | 7,706 |
| Statewide total for candidate: V. Susan SOSNOWSKI | | 7,737 | 691 | 8,428 |

| Candidate Name: John F. LINDHOLM | | Party Code: REP | Year: 2012 | |
|--------------------------------------------------------|----------------------|------------------------|------------------------|--------------|
| Municipality/Precinct | Polling Place | Mail Ballot | Number of Votes | |
| New Shoreham | | | | |
| | 2201 | 165 | 53 | 218 |
| Total: New Shoreham | | 165 | 53 | 218 |
| South Kingstown | | | | |
| | 3202 | 418 | 61 | 479 |
| | 3203 | 450 | 41 | 491 |
| | 3204 | 269 | 14 | 283 |
| | 3205 | 377 | 17 | 394 |
| | 3206 | 265 | 24 | 289 |
| | 3207 | 487 | 28 | 515 |
| | 3208 | 657 | 55 | 712 |
| | 3209 | 253 | 29 | 282 |
| Total: South Kingstown | | 3,176 | 269 | 3,445 |
| Statewide total for candidate: John F. LINDHOLM | | 3,341 | 322 | 3,663 |

SENATOR IN GENERAL ASSEMBLY DISTRICT 38

| Candidate Name: Dennis L. ALGIERE | | Party Code: REP | Year: 2012 | |
|---------------------------------------------------------|------|------------------------|--------------------|------------------------|
| Municipality/Precinct | | Polling Place | Mail Ballot | Number of Votes |
| Charlestown | | | | |
| | 0503 | 666 | 44 | 710 |
| | 0504 | 491 | 34 | 525 |
| Total: Charlestown | | 1,157 | 78 | 1,235 |
| South Kingstown | | | | |
| | 3210 | 619 | 55 | 674 |
| Total: South Kingstown | | 619 | 55 | 674 |
| Westerly | | | | |
| | 3601 | 537 | 45 | 582 |
| | 3602 | 1,186 | 109 | 1,295 |
| | 3603 | 1,204 | 143 | 1,347 |
| | 3604 | 1,238 | 163 | 1,401 |
| | 3605 | 1,257 | 143 | 1,400 |
| | 3606 | 1,071 | 70 | 1,141 |
| | 3607 | 898 | 82 | 980 |
| Total: Westerly | | 7,391 | 755 | 8,146 |
| Statewide total for candidate: Dennis L. ALGIERE | | 9,167 | 888 | 10,055 |

REP IN GENERAL ASSEMBLY DISTRICT 1

Candidate Name: Edith H. AJELLO

Party Code: DEM

Year: 2012

| Municipality/Precinct | Polling Place | Mail Ballot | Number of Votes |
|-------------------------------------------------------|----------------------|--------------------|------------------------|
| Providence | | | |
| 2801 | 112 | 5 | 117 |
| 2802 | 118 | 9 | 127 |
| 2803 | 873 | 60 | 933 |
| 2804 | 330 | 11 | 341 |
| 2805 | 1,108 | 96 | 1,204 |
| 2806 | 79 | 12 | 91 |
| 2807 | 0 | 0 | 0 |
| 2835 | 68 | 3 | 71 |
| 2836 | 6 | 0 | 6 |
| Total: Providence | 2,694 | 196 | 2,890 |
| Statewide total for candidate: Edith H. AJELLO | | | |
| | 2,694 | 196 | 2,890 |

Candidate Name: Francisco L. GONZALEZ

Party Code: IND

Year: 2012

| Municipality/Precinct | Polling Place | Mail Ballot | Number of Votes |
|-------------------------------------------------------------|----------------------|--------------------|------------------------|
| Providence | | | |
| 2801 | 11 | 0 | 11 |
| 2802 | 36 | 3 | 39 |
| 2803 | 235 | 11 | 246 |
| 2804 | 55 | 1 | 56 |
| 2805 | 300 | 20 | 320 |
| 2806 | 19 | 2 | 21 |
| 2807 | 1 | 0 | 1 |
| 2835 | 28 | 4 | 32 |
| 2836 | 1 | 0 | 1 |
| Total: Providence | 686 | 41 | 727 |
| Statewide total for candidate: Francisco L. GONZALEZ | | | |
| | 686 | 41 | 727 |

REP IN GENERAL ASSEMBLY DISTRICT 2

Candidate Name: Christopher R. BLAZEJEWSKI **Party Code:** DEM **Year:** 2012

| Municipality/Precinct | Polling Place | Mail Ballot | Number of Votes |
|----------------------------------------------------------------|----------------------|--------------------|------------------------|
| Providence | | | |
| 2808 | 812 | 49 | 861 |
| 2809 | 1,026 | 87 | 1,113 |
| 2810 | 46 | 5 | 51 |
| 2837 | 290 | 21 | 311 |
| 2838 | 165 | 14 | 179 |
| 2839 | 307 | 14 | 321 |
| 2840 | 355 | 25 | 380 |
| Total: Providence | 3,001 | 215 | 3,216 |
| Statewide total for candidate: Christopher R. BLAZEJEWS | 3,001 | 215 | 3,216 |

REP IN GENERAL ASSEMBLY DISTRICT 3

Candidate Name: Thomas A. PALANGIO **Party Code:** DEM **Year:** 2012

| Municipality/Precinct | Polling Place | Mail Ballot | Number of Votes |
|------------------------------|----------------------|--------------------|------------------------|
| Providence | | | |
| 2811 | 853 | 53 | 906 |
| 2812 | 672 | 15 | 687 |
| 2813 | 489 | 16 | 505 |
| 2814 | 355 | 18 | 373 |
| 2841 | 232 | 7 | 239 |
| Total: Providence | 2,601 | 109 | 2,710 |

Statewide total for candidate: Thomas A. PALANGIO 2,601 109 2,710

Candidate Name: Rufus Ricardo BAILEY, JR. **Party Code:** REP **Year:** 2012

| Municipality/Precinct | Polling Place | Mail Ballot | Number of Votes |
|------------------------------|----------------------|--------------------|------------------------|
| Providence | | | |
| 2811 | 54 | 7 | 61 |
| 2812 | 81 | 3 | 84 |
| 2813 | 45 | 0 | 45 |
| 2814 | 51 | 0 | 51 |
| 2841 | 13 | 1 | 14 |
| Total: Providence | 244 | 11 | 255 |

Statewide total for candidate: Rufus Ricardo BAILEY, JR. 244 11 255

REP IN GENERAL ASSEMBLY DISTRICT 4

Candidate Name: Gordon D. FOX **Party Code: DEM** **Year: 2012**

| Municipality/Precinct | Polling Place | Mail Ballot | Number of Votes |
|------------------------------|----------------------|--------------------|------------------------|
| Providence | | | |
| 2815 | 409 | 51 | 460 |
| 2816 | 877 | 88 | 965 |
| 2817 | 874 | 57 | 931 |
| 2818 | 1,168 | 66 | 1,234 |
| Total: Providence | 3,328 | 262 | 3,590 |

Statewide total for candidate: Gordon D. FOX **3,328** **262** **3,590**

Candidate Name: Mark BINDER **Party Code: IND** **Year: 2012**

| Municipality/Precinct | Polling Place | Mail Ballot | Number of Votes |
|------------------------------|----------------------|--------------------|------------------------|
| Providence | | | |
| 2815 | 465 | 35 | 500 |
| 2816 | 750 | 46 | 796 |
| 2817 | 871 | 24 | 895 |
| 2818 | 386 | 18 | 404 |
| Total: Providence | 2,472 | 123 | 2,595 |

Statewide total for candidate: Mark BINDER **2,472** **123** **2,595**

REP IN GENERAL ASSEMBLY DISTRICT 5

Candidate Name: John J. DeSIMONE **Party Code: DEM** **Year: 2012**

| Municipality/Precinct | Polling Place | Mail Ballot | Number of Votes |
|------------------------------|----------------------|--------------------|------------------------|
| Providence | | | |
| 2819 | 886 | 46 | 932 |
| 2820 | 110 | 13 | 123 |
| 2821 | 610 | 23 | 633 |
| 2842 | 102 | 12 | 114 |
| 2843 | 177 | 7 | 184 |
| 2844 | 593 | 36 | 629 |
| Total: Providence | 2,478 | 137 | 2,615 |

Statewide total for candidate: John J. DeSIMONE **2,478** **137** **2,615**

Candidate Name: Daniel J. GRZYCH **Party Code: IND** **Year: 2012**

| Municipality/Precinct | Polling Place | Mail Ballot | Number of Votes |
|------------------------------|----------------------|--------------------|------------------------|
| Providence | | | |
| 2819 | 251 | 6 | 257 |
| 2820 | 28 | 2 | 30 |
| 2821 | 220 | 5 | 225 |
| 2842 | 60 | 3 | 63 |
| 2843 | 85 | 4 | 89 |
| 2844 | 209 | 11 | 220 |
| Total: Providence | 853 | 31 | 884 |

Statewide total for candidate: Daniel J. GRZYCH **853** **31** **884**

REP IN GENERAL ASSEMBLY DISTRICT 6

Candidate Name: Raymond A. HULL

Party Code: DEM

Year: 2012

| Municipality/Precinct | Polling Place | Mail Ballot | Number of Votes |
|-------------------------------------------------------|----------------------|--------------------|------------------------|
| North Providence | | | |
| 2401 | 630 | 21 | 651 |
| 2402 | 785 | 28 | 813 |
| Total: North Providence | 1,415 | 49 | 1,464 |
| Providence | | | |
| 2845 | 487 | 20 | 507 |
| 2846 | 529 | 27 | 556 |
| 2847 | 330 | 3 | 333 |
| 2848 | 81 | 3 | 84 |
| 2849 | 746 | 71 | 817 |
| 2850 | 409 | 12 | 421 |
| Total: Providence | 2,582 | 136 | 2,718 |
| Statewide total for candidate: Raymond A. HULL | 3,997 | 185 | 4,182 |



**GENERAL ELECTION
PRECINCT SUMMARY**

REP IN GENERAL ASSEMBLY DISTRICT 7

Candidate Name: Maria E. CIMINI

Party Code: DEM

Year: 2012

| Municipality/Precinct | Polling Place | Mail Ballot | Number of Votes |
|-------------------------------------------------------|----------------------|--------------------|------------------------|
| Providence | | | |
| 2851 | 603 | 52 | 655 |
| 2852 | 206 | 7 | 213 |
| 2853 | 155 | 12 | 167 |
| 2854 | 1,236 | 49 | 1,285 |
| 2855 | 966 | 40 | 1,006 |
| 2856 | 39 | 1 | 40 |
| Total: Providence | 3,205 | 161 | 3,366 |
| Statewide total for candidate: Maria E. CIMINI | 3,205 | 161 | 3,366 |



**GENERAL ELECTION
PRECINCT SUMMARY**

REP IN GENERAL ASSEMBLY DISTRICT 8

Candidate Name: John Joseph LOMBARDI

Party Code: DEM

Year: 2012

| Municipality/Precinct | Polling Place | Mail Ballot | Number of Votes |
|------------------------------------------------------------|----------------------|--------------------|------------------------|
| Providence | | | |
| 2857 | 81 | 5 | 86 |
| 2858 | 306 | 13 | 319 |
| 2859 | 74 | 1 | 75 |
| 2860 | 97 | 3 | 100 |
| 2861 | 816 | 31 | 847 |
| 2862 | 808 | 47 | 855 |
| 2863 | 495 | 17 | 512 |
| Total: Providence | 2,677 | 117 | 2,794 |
| Statewide total for candidate: John Joseph LOMBARDI | 2,677 | 117 | 2,794 |

REP IN GENERAL ASSEMBLY DISTRICT 9

Candidate Name: Anastasia P. WILLIAMS **Party Code:** DEM **Year:** 2012

| Municipality/Precinct | Polling Place | Mail Ballot | Number of Votes |
|------------------------------|----------------------|--------------------|------------------------|
| Providence | | | |
| 2822 | 151 | 11 | 162 |
| 2864 | 245 | 3 | 248 |
| 2865 | 221 | 3 | 224 |
| 2866 | 590 | 38 | 628 |
| 2867 | 59 | 0 | 59 |
| 2868 | 625 | 28 | 653 |
| 2869 | 113 | 1 | 114 |
| 2870 | 617 | 17 | 634 |
| Total: Providence | 2,621 | 101 | 2,722 |

Statewide total for candidate: Anastasia P. WILLIAMS 2,621 101 2,722

REP IN GENERAL ASSEMBLY DISTRICT 10

Candidate Name: Scott A. SLATER **Party Code: DEM** **Year: 2012**

| Municipality/Precinct | Polling Place | Mail Ballot | Number of Votes |
|------------------------------|----------------------|--------------------|------------------------|
| Providence | | | |
| 2823 | 936 | 31 | 967 |
| 2824 | 1,136 | 50 | 1,186 |
| 2825 | 168 | 11 | 179 |
| 2871 | 412 | 14 | 426 |
| 2872 | 53 | 2 | 55 |
| 2873 | 81 | 2 | 83 |
| Total: Providence | 2,786 | 110 | 2,896 |

Statewide total for candidate: Scott A. SLATER 2,786 110 2,896

Candidate Name: James M. ENTWISTLE **Party Code: REP** **Year: 2012**

| Municipality/Precinct | Polling Place | Mail Ballot | Number of Votes |
|------------------------------|----------------------|--------------------|------------------------|
| Providence | | | |
| 2823 | 53 | 0 | 53 |
| 2824 | 150 | 5 | 155 |
| 2825 | 6 | 0 | 6 |
| 2871 | 41 | 2 | 43 |
| 2872 | 15 | 2 | 17 |
| 2873 | 14 | 0 | 14 |
| Total: Providence | 279 | 9 | 288 |

Statewide total for candidate: James M. ENTWISTLE 279 9 288

REP IN GENERAL ASSEMBLY DISTRICT 11

Candidate Name: Grace DIAZ **Party Code: DEM** **Year: 2012**

| Municipality/Precinct | Polling Place | Mail Ballot | Number of Votes |
|--------------------------------------------------|----------------------|--------------------|------------------------|
| Providence | | | |
| 2826 | 863 | 41 | 904 |
| 2827 | 994 | 21 | 1,015 |
| 2828 | 576 | 13 | 589 |
| 2829 | 773 | 25 | 798 |
| 2830 | 66 | 0 | 66 |
| Total: Providence | 3,272 | 100 | 3,372 |
| Statewide total for candidate: Grace DIAZ | 3,272 | 100 | 3,372 |

Candidate Name: Christian CHIRINO **Party Code: REP** **Year: 2012**

| Municipality/Precinct | Polling Place | Mail Ballot | Number of Votes |
|---------------------------------------------------------|----------------------|--------------------|------------------------|
| Providence | | | |
| 2826 | 79 | 7 | 86 |
| 2827 | 50 | 3 | 53 |
| 2828 | 40 | 2 | 42 |
| 2829 | 73 | 4 | 77 |
| 2830 | 3 | 0 | 3 |
| Total: Providence | 245 | 16 | 261 |
| Statewide total for candidate: Christian CHIRINO | 245 | 16 | 261 |

REP IN GENERAL ASSEMBLY DISTRICT 12

| Candidate Name: Joseph S. ALMEIDA | Party Code: DEM | Year: 2012 | |
|---------------------------------------------------------|------------------------|--------------------|------------------------|
| Municipality/Precinct | Polling Place | Mail Ballot | Number of Votes |
| Providence | | | |
| 2831 | 1,185 | 47 | 1,232 |
| 2832 | 933 | 13 | 946 |
| 2833 | 503 | 14 | 517 |
| 2834 | 215 | 5 | 220 |
| Total: Providence | 2,836 | 79 | 2,915 |
| Statewide total for candidate: Joseph S. ALMEIDA | 2,836 | 79 | 2,915 |



REP IN GENERAL ASSEMBLY DISTRICT 13

Candidate Name: John M. CARNEVALE Party Code: DEM Year: 2012

| Municipality/Precinct | Polling Place | Mail Ballot | Number of Votes |
|---------------------------------------------------------|----------------------|--------------------|------------------------|
| Johnston | | | |
| 1601 | 681 | 18 | 699 |
| Total: Johnston | 681 | 18 | 699 |
| Providence | | | |
| 2874 | 862 | 37 | 899 |
| 2875 | 754 | 20 | 774 |
| 2876 | 510 | 19 | 529 |
| Total: Providence | 2,126 | 76 | 2,202 |
| Statewide total for candidate: John M. CARNEVALE | 2,807 | 94 | 2,901 |

REP IN GENERAL ASSEMBLY DISTRICT 14

| Candidate Name: | Charlene LIMA | Party Code: | DEM | Year: | 2012 |
|-----------------------------------------------------|----------------------|--------------------|------------------------|--------------|-------------|
| Municipality/Precinct | Polling Place | Mail Ballot | Number of Votes | | |
| Cranston | | | | | |
| | 0701 | 992 | 62 | 1,054 | |
| | 0702 | 824 | 44 | 868 | |
| | 0703 | 616 | 29 | 645 | |
| | 0704 | 231 | 6 | 237 | |
| | 0705 | 242 | 3 | 245 | |
| Total: Cranston | | 2,905 | 144 | 3,049 | |
| Providence | | | | | |
| | 2877 | 258 | 10 | 268 | |
| | 2878 | 55 | 1 | 56 | |
| Total: Providence | | 313 | 11 | 324 | |
| Statewide total for candidate: Charlene LIMA | | 3,218 | 155 | 3,373 | |

REP IN GENERAL ASSEMBLY DISTRICT 15

Candidate Name: Nicholas A. MATTIELLO **Party Code:** DEM **Year:** 2012

| Municipality/Precinct | Polling Place | Mail Ballot | Number of Votes |
|------------------------------|----------------------|--------------------|------------------------|
| Cranston | | | |
| | 0706 | 852 | 42 |
| | 0707 | 773 | 31 |
| | 0708 | 942 | 37 |
| | 0709 | 1,092 | 87 |
| Total: Cranston | | 3,659 | 197 |

Statewide total for candidate: Nicholas A. MATTIELLO 3,659 197 3,856

Candidate Name: Robert E. BACH **Party Code:** REP **Year:** 2012

| Municipality/Precinct | Polling Place | Mail Ballot | Number of Votes |
|------------------------------|----------------------|--------------------|------------------------|
| Cranston | | | |
| | 0706 | 715 | 49 |
| | 0707 | 611 | 30 |
| | 0708 | 613 | 37 |
| | 0709 | 692 | 45 |
| Total: Cranston | | 2,631 | 161 |

Statewide total for candidate: Robert E. BACH 2,631 161 2,792

REP IN GENERAL ASSEMBLY DISTRICT 16

Candidate Name: Peter G. PALUMBO

Party Code: DEM

Year: 2012

| Municipality/Precinct | Polling Place | Mail Ballot | Number of Votes |
|--------------------------------------------------------|----------------------|--------------------|------------------------|
| Cranston | | | |
| 0710 | 988 | 44 | 1,032 |
| 0711 | 858 | 43 | 901 |
| 0712 | 1,026 | 104 | 1,130 |
| 0713 | 1,031 | 42 | 1,073 |
| 0714 | 255 | 2 | 257 |
| 0715 | 655 | 26 | 681 |
| Total: Cranston | 4,813 | 261 | 5,074 |
| Statewide total for candidate: Peter G. PALUMBO | 4,813 | 261 | 5,074 |

REP IN GENERAL ASSEMBLY DISTRICT 17

| Candidate Name Robert B. JACQUARD | | Party Code: DEM | | Year: 2012 |
|----------------------------------------------------------|----------------------|------------------------|------------------------|-------------------|
| Municipality/Precinct | Polling Place | Mail Ballot | Number of Votes | |
| Cranston | | | | |
| | 0716 | 753 | 55 | 808 |
| | 0717 | 341 | 15 | 356 |
| | 0718 | 412 | 18 | 430 |
| | 0719 | 769 | 43 | 812 |
| | 0720 | 227 | 8 | 235 |
| | 0721 | 925 | 36 | 961 |
| | 0722 | 513 | 17 | 530 |
| Total: Cranston | | 3,940 | 192 | 4,132 |
| Statewide total for candidate: Robert B. JACQUARD | | 3,940 | 192 | 4,132 |

| Candidate Name: Charles E. HOOPER | | Party Code: REP | | Year: 2012 |
|---------------------------------------------------------|----------------------|------------------------|------------------------|-------------------|
| Municipality/Precinct | Polling Place | Mail Ballot | Number of Votes | |
| Cranston | | | | |
| | 0716 | 359 | 21 | 380 |
| | 0717 | 125 | 3 | 128 |
| | 0718 | 197 | 12 | 209 |
| | 0719 | 321 | 28 | 349 |
| | 0720 | 161 | 11 | 172 |
| | 0721 | 344 | 15 | 359 |
| | 0722 | 157 | 12 | 169 |
| Total: Cranston | | 1,664 | 102 | 1,766 |
| Statewide total for candidate: Charles E. HOOPER | | 1,664 | 102 | 1,766 |

REP IN GENERAL ASSEMBLY DISTRICT 18

Candidate Name: Arthur HANDY **Party Code: DEM** **Year: 2012**

| Municipality/Precinct | Polling Place | Mail Ballot | Number of Votes |
|------------------------------|----------------------|--------------------|------------------------|
| Cranston | | | |
| 0723 | 1,016 | 57 | 1,073 |
| 0724 | 726 | 68 | 794 |
| 0725 | 1,027 | 38 | 1,065 |
| 0726 | 574 | 18 | 592 |
| Total: Cranston | 3,343 | 181 | 3,524 |

Statewide total for candidate: Arthur HANDY 3,343 181 3,524

Candidate Name: Donald R. GENDRON **Party Code: REP** **Year: 2012**

| Municipality/Precinct | Polling Place | Mail Ballot | Number of Votes |
|------------------------------|----------------------|--------------------|------------------------|
| Cranston | | | |
| 0723 | 278 | 10 | 288 |
| 0724 | 258 | 27 | 285 |
| 0725 | 315 | 18 | 333 |
| 0726 | 244 | 8 | 252 |
| Total: Cranston | 1,095 | 63 | 1,158 |

Statewide total for candidate: Donald R. GENDRON 1,095 63 1,158

Candidate Name: Mark J. STOUTZENBERGER **Party Code: IND** **Year: 2012**

| Municipality/Precinct | Polling Place | Mail Ballot | Number of Votes |
|------------------------------|----------------------|--------------------|------------------------|
| Cranston | | | |
| 0723 | 221 | 5 | 226 |
| 0724 | 218 | 13 | 231 |
| 0725 | 299 | 14 | 313 |
| 0726 | 153 | 6 | 159 |
| Total: Cranston | 891 | 38 | 929 |

Statewide total for candidate: Mark J. STOUTZENBERGE 891 38 929

REP IN GENERAL ASSEMBLY DISTRICT 19

Candidate Name: Joseph McNAMARA

Party Code: DEM

Year: 2012

| Municipality/Precinct | Polling Place | Mail Ballot | Number of Votes |
|-------------------------------------------------------|----------------------|--------------------|------------------------|
| Cranston | | | |
| 0727 | 531 | 15 | 546 |
| Total: Cranston | 531 | 15 | 546 |
| Warwick | | | |
| 3501 | 1,377 | 69 | 1,446 |
| 3502 | 1,276 | 46 | 1,322 |
| 3503 | 629 | 23 | 652 |
| 3504 | 1,039 | 45 | 1,084 |
| 3505 | 483 | 13 | 496 |
| Total: Warwick | 4,804 | 196 | 5,000 |
| Statewide total for candidate: Joseph McNAMARA | 5,335 | 211 | 5,546 |

REP IN GENERAL ASSEMBLY DISTRICT 20

Candidate Name: David A. BENNETT **Party Code: DEM** **Year: 2012**

| Municipality/Precinct | Polling Place | Mail Ballot | Number of Votes |
|--------------------------------------------------------|----------------------|--------------------|------------------------|
| Cranston | | | |
| | 0728 | 0 | 13 |
| Total: Cranston | | 01313 | |
| Warwick | | | |
| | 3506 | 470 | 486 |
| | 3507 | 212 | 223 |
| | 3508 | 1,048 | 1,079 |
| | 3509 | 232 | 252 |
| | 3510 | 708 | 727 |
| | 3511 | 1,017 | 1,104 |
| Total: Warwick | | 3,687 | 3,871 |
| Statewide total for candidate: David A. BENNETT | | 3,687 | 3,884 |

REP IN GENERAL ASSEMBLY DISTRICT 21

Candidate Name: Eileen Slattery NAUGHTON **Party Code:** DEM **Year:** 2012

| Municipality/Precinct | Polling Place | Mail Ballot | Number of Votes |
|----------------------------------------------------------------|----------------------|--------------------|------------------------|
| Warwick | | | |
| 3512 | 755 | 29 | 784 |
| 3513 | 1,067 | 92 | 1,159 |
| 3514 | 1,323 | 69 | 1,392 |
| 3515 | 1,328 | 60 | 1,388 |
| Total: Warwick | 4,473 | 250 | 4,723 |
| Statewide total for candidate: Eileen Slattery NAUGHTON | 4,473 | 250 | 4,723 |

REP IN GENERAL ASSEMBLY DISTRICT 22

Candidate Name: Frank G. FERRI

Party Code: DEM

Year: 2012

| Municipality/Precinct | Polling Place | Mail Ballot | Number of Votes |
|------------------------------------------------------|----------------------|--------------------|------------------------|
| Warwick | | | |
| 3516 | 314 | 15 | 329 |
| 3517 | 432 | 17 | 449 |
| 3518 | 1,242 | 63 | 1,305 |
| 3519 | 1,279 | 63 | 1,342 |
| 3520 | 1,016 | 22 | 1,038 |
| Total: Warwick | 4,283 | 180 | 4,463 |
| Statewide total for candidate: Frank G. FERRI | 4,283 | 180 | 4,463 |

REP IN GENERAL ASSEMBLY DISTRICT 23

Candidate Name: K. Joseph SHEKARCHI **Party Code: DEM** **Year: 2012**

| Municipality/Precinct | Polling Place | Mail Ballot | Number of Votes |
|-----------------------------------------------------------|----------------------|--------------------|------------------------|
| Warwick | | | |
| 3521 | 820 | 54 | 874 |
| 3522 | 686 | 14 | 700 |
| 3523 | 1,060 | 39 | 1,099 |
| 3524 | 759 | 32 | 791 |
| 3525 | 797 | 41 | 838 |
| Total: Warwick | 4,122 | 180 | 4,302 |
| Statewide total for candidate: K. Joseph SHEKARCHI | | 180 | 4,302 |

Candidate Name: John M. FALKOWSKI **Party Code: REP** **Year: 2012**

| Municipality/Precinct | Polling Place | Mail Ballot | Number of Votes |
|---------------------------------------------------------|----------------------|--------------------|------------------------|
| Warwick | | | |
| 3521 | 369 | 21 | 390 |
| 3522 | 254 | 7 | 261 |
| 3523 | 535 | 17 | 552 |
| 3524 | 378 | 12 | 390 |
| 3525 | 396 | 24 | 420 |
| Total: Warwick | 1,932 | 81 | 2,013 |
| Statewide total for candidate: John M. FALKOWSKI | | 81 | 2,013 |

REP IN GENERAL ASSEMBLY DISTRICT 24

Candidate Name: Joseph A. TRILLO **Party Code: REP** **Year: 2012**

| Municipality/Precinct | Polling Place | Mail Ballot | Number of Votes |
|--------------------------------------------------------|----------------------|--------------------|------------------------|
| Warwick | | | |
| 3526 | 282 | 20 | 302 |
| 3527 | 840 | 37 | 877 |
| 3528 | 386 | 18 | 404 |
| 3529 | 817 | 52 | 869 |
| 3530 | 1,123 | 65 | 1,188 |
| 3531 | 1,364 | 98 | 1,462 |
| Total: Warwick | 4,812 | 290 | 5,102 |
| Statewide total for candidate: Joseph A. TRILLO | 4,812 | 290 | 5,102 |

REP IN GENERAL ASSEMBLY DISTRICT 25

Candidate Name: Jared R. NUNES

Party Code: DEM

Year: 2012

| Municipality/Precinct | Polling Place | Mail Ballot | Number of Votes |
|------------------------------------------------------|----------------------|--------------------|------------------------|
| Coventry | | | |
| 0601 | 663 | 25 | 688 |
| 0602 | 189 | 11 | 200 |
| Total: Coventry | 852 | 36 | 888 |
| West Warwick | | | |
| 3801 | 785 | 29 | 814 |
| 3802 | 521 | 18 | 539 |
| 3803 | 356 | 11 | 367 |
| 3810 | 704 | 28 | 732 |
| Total: West Warwick | 2,366 | 86 | 2,452 |
| Statewide total for candidate: Jared R. NUNES | 3,218 | 122 | 3,340 |

REP IN GENERAL ASSEMBLY DISTRICT 26

| Candidate Name: Patricia L. MORGAN | | Party Code: REP | | Year: 2012 |
|----------------------------------------------------------|----------------------|------------------------|------------------------|-------------------|
| Municipality/Precinct | Polling Place | Mail Ballot | Number of Votes | |
| Coventry | | | | |
| | 0603 | 741 | 40 | 781 |
| Total: Coventry | | 741 | 40 | 781 |
| Warwick | | | | |
| | 3532 | 310 | 21 | 331 |
| Total: Warwick | | 310 | 21 | 331 |
| West Warwick | | | | |
| | 3804 | 1,014 | 67 | 1,081 |
| | 3805 | 286 | 17 | 303 |
| | 3806 | 328 | 25 | 353 |
| Total: West Warwick | | 1,628 | 109 | 1,737 |
| Statewide total for candidate: Patricia L. MORGAN | | 2,679 | 170 | 2,849 |

| Candidate Name: Nicholas A. DENICE | | Party Code: DEM | | Year: 2012 |
|----------------------------------------------------------|----------------------|------------------------|------------------------|-------------------|
| Municipality/Precinct | Polling Place | Mail Ballot | Number of Votes | |
| Coventry | | | | |
| | 0603 | 561 | 34 | 595 |
| Total: Coventry | | 561 | 34 | 595 |
| Warwick | | | | |
| | 3532 | 342 | 19 | 361 |
| Total: Warwick | | 342 | 19 | 361 |
| West Warwick | | | | |
| | 3804 | 883 | 45 | 928 |
| | 3805 | 394 | 13 | 407 |
| | 3806 | 291 | 21 | 312 |
| Total: West Warwick | | 1,568 | 79 | 1,647 |
| Statewide total for candidate: Nicholas A. DENICE | | 2,471 | 132 | 2,603 |

REP IN GENERAL ASSEMBLY DISTRICT 27

| Candidate Name: Patricia A. SERPA | | Party Code: DEM | | Year: 2012 |
|---------------------------------------------------------|----------------------|------------------------|------------------------|-------------------|
| Municipality/Precinct | Polling Place | Mail Ballot | Number of Votes | |
| Coventry | | | | |
| | 0604 | 574 | 26 | 600 |
| Total: Coventry | | 574 | 26 | 600 |
| Warwick | | | | |
| | 3533 | 426 | 41 | 467 |
| Total: Warwick | | 426 | 41 | 467 |
| West Warwick | | | | |
| | 3807 | 1,168 | 61 | 1,229 |
| | 3808 | 1,014 | 46 | 1,060 |
| | 3809 | 746 | 40 | 786 |
| Total: West Warwick | | 2,928 | 147 | 3,075 |
| Statewide total for candidate: Patricia A. SERPA | | 3,928 | 214 | 4,142 |

| Candidate Name: Kyle S. PENDOLA | | Party Code: REP | | Year: 2012 |
|-------------------------------------------------------|----------------------|------------------------|------------------------|-------------------|
| Municipality/Precinct | Polling Place | Mail Ballot | Number of Votes | |
| Coventry | | | | |
| | 0604 | 294 | 10 | 304 |
| Total: Coventry | | 294 | 10 | 304 |
| Warwick | | | | |
| | 3533 | 233 | 11 | 244 |
| Total: Warwick | | 233 | 11 | 244 |
| West Warwick | | | | |
| | 3807 | 446 | 27 | 473 |
| | 3808 | 473 | 17 | 490 |
| | 3809 | 396 | 18 | 414 |
| Total: West Warwick | | 1,315 | 62 | 1,377 |
| Statewide total for candidate: Kyle S. PENDOLA | | 1,842 | 83 | 1,925 |

REP IN GENERAL ASSEMBLY DISTRICT 28

Candidate Name: Scott J. GUTHRIE **Party Code: DEM** **Year: 2012**

| Municipality/Precinct | Polling Place | Mail Ballot | Number of Votes |
|------------------------------|----------------------|--------------------|------------------------|
| Coventry | | | |
| 0605 | 521 | 15 | 536 |
| 0606 | 294 | 10 | 304 |
| 0607 | 745 | 32 | 777 |
| 0608 | 767 | 29 | 796 |
| 0609 | 558 | 18 | 576 |
| 0610 | 377 | 23 | 400 |
| 0611 | 514 | 27 | 541 |
| Total: Coventry | 3,776 | 154 | 3,930 |

Statewide total for candidate: Scott J. GUTHRIE **3,776** **154** **3,930**

Candidate Name: Carl L. MATTSON, JR. **Party Code: REP** **Year: 2012**

| Municipality/Precinct | Polling Place | Mail Ballot | Number of Votes |
|------------------------------|----------------------|--------------------|------------------------|
| Coventry | | | |
| 0605 | 415 | 15 | 430 |
| 0606 | 230 | 9 | 239 |
| 0607 | 467 | 22 | 489 |
| 0608 | 450 | 21 | 471 |
| 0609 | 377 | 30 | 407 |
| 0610 | 195 | 5 | 200 |
| 0611 | 382 | 28 | 410 |
| Total: Coventry | 2,516 | 130 | 2,646 |

Statewide total for candidate: Carl L. MATTSON, JR. **2,516** **130** **2,646**

REP IN GENERAL ASSEMBLY DISTRICT 29

Candidate Name: Lisa P. TOMASSO **Party Code: DEM** **Year: 2012**

| Municipality/Precinct | Polling Place | Mail Ballot | Number of Votes |
|-------------------------------------------------------|----------------------|--------------------|------------------------|
| Coventry | | | |
| 0612 | 582 | 16 | 598 |
| 0613 | 504 | 22 | 526 |
| 0614 | 238 | 34 | 272 |
| 0615 | 573 | 32 | 605 |
| 0616 | 661 | 32 | 693 |
| Total: Coventry | 2,558 | 136 | 2,694 |
| West Greenwich | | | |
| 3701 | 461 | 17 | 478 |
| 3702 | 453 | 17 | 470 |
| 3703 | 316 | 15 | 331 |
| Total: West Greenwich | 1,230 | 49 | 1,279 |
| Statewide total for candidate: Lisa P. TOMASSO | 3,788 | 185 | 3,973 |

Candidate Name: Keith W. ANDERSON **Party Code: REP** **Year: 2012**

| Municipality/Precinct | Polling Place | Mail Ballot | Number of Votes |
|---------------------------------------------------------|----------------------|--------------------|------------------------|
| Coventry | | | |
| 0612 | 312 | 19 | 331 |
| 0613 | 302 | 20 | 322 |
| 0614 | 91 | 18 | 109 |
| 0615 | 465 | 45 | 510 |
| 0616 | 405 | 13 | 418 |
| Total: Coventry | 1,575 | 115 | 1,690 |
| West Greenwich | | | |
| 3701 | 456 | 31 | 487 |
| 3702 | 291 | 20 | 311 |
| 3703 | 310 | 19 | 329 |
| Total: West Greenwich | 1,057 | 70 | 1,127 |
| Statewide total for candidate: Keith W. ANDERSON | 2,632 | 185 | 2,817 |

REP IN GENERAL ASSEMBLY DISTRICT 30

Candidate Name: Mark SCHWAGER Party Code: DEM Year: 2012

| Municipality/Precinct | Polling Place | Mail Ballot | Number of Votes |
|-----------------------------------------------------|---------------|-------------|-----------------|
| East Greenwich | | | |
| 0901 | 146 | 15 | 161 |
| 0902 | 644 | 69 | 713 |
| 0903 | 632 | 71 | 703 |
| 0904 | 661 | 78 | 739 |
| 0905 | 681 | 65 | 746 |
| Total: East Greenwich | 2,764 | 298 | 3,062 |
| West Greenwich | | | |
| 3704 | 177 | 4 | 181 |
| Total: West Greenwich | 177 | 4 | 181 |
| Statewide total for candidate: Mark SCHWAGER | 2,941 | 302 | 3,243 |

Candidate Name: Antonio GIARRUSSO Party Code: REP Year: 2012

| Municipality/Precinct | Polling Place | Mail Ballot | Number of Votes |
|---------------------------------------------------------|---------------|-------------|-----------------|
| East Greenwich | | | |
| 0901 | 177 | 10 | 187 |
| 0902 | 771 | 70 | 841 |
| 0903 | 420 | 25 | 445 |
| 0904 | 626 | 59 | 685 |
| 0905 | 804 | 51 | 855 |
| Total: East Greenwich | 2,798 | 215 | 3,013 |
| West Greenwich | | | |
| 3704 | 286 | 16 | 302 |
| Total: West Greenwich | 286 | 16 | 302 |
| Statewide total for candidate: Antonio GIARRUSSO | 3,084 | 231 | 3,315 |

Candidate Name: Kevin J. McDONOUGH Party Code: IND Year: 2012

| Municipality/Precinct | Polling Place | Mail Ballot | Number of Votes |
|----------------------------------------------------------|---------------|-------------|-----------------|
| East Greenwich | | | |
| 0901 | 26 | 5 | 31 |
| 0902 | 189 | 10 | 199 |
| 0903 | 227 | 20 | 247 |
| 0904 | 205 | 23 | 228 |
| 0905 | 108 | 16 | 124 |
| Total: East Greenwich | 755 | 74 | 829 |
| West Greenwich | | | |
| 3704 | 76 | 4 | 80 |
| Total: West Greenwich | 76 | 4 | 80 |
| Statewide total for candidate: Kevin J. McDONOUGH | 831 | 78 | 909 |

REP IN GENERAL ASSEMBLY DISTRICT 31

Candidate Name: Doreen Marie COSTA **Party Code: REP** **Year: 2012**

| Municipality/Precinct | Polling Place | Mail Ballot | Number of Votes |
|----------------------------------------------------------|----------------------|--------------------|------------------------|
| Exeter | | | |
| 1101 | 469 | 20 | 489 |
| Total: Exeter | 469 | 20 | 489 |
| North Kingstown | | | |
| 2301 | 698 | 43 | 741 |
| 2302 | 689 | 59 | 748 |
| 2303 | 850 | 60 | 910 |
| 2304 | 902 | 52 | 954 |
| Total: North Kingstown | 3,139 | 214 | 3,353 |
| Statewide total for candidate: Doreen Marie COSTA | 3,608 | 234 | 3,842 |

Candidate Name: Steven CAMPO **Party Code: DEM** **Year: 2012**

| Municipality/Precinct | Polling Place | Mail Ballot | Number of Votes |
|----------------------------------------------------|----------------------|--------------------|------------------------|
| Exeter | | | |
| 1101 | 402 | 11 | 413 |
| Total: Exeter | 402 | 11 | 413 |
| North Kingstown | | | |
| 2301 | 445 | 49 | 494 |
| 2302 | 792 | 32 | 824 |
| 2303 | 816 | 60 | 876 |
| 2304 | 747 | 59 | 806 |
| Total: North Kingstown | 2,800 | 200 | 3,000 |
| Statewide total for candidate: Steven CAMPO | 3,202 | 211 | 3,413 |

REP IN GENERAL ASSEMBLY DISTRICT 32

Candidate Name: Robert E. CRAVEN, SR. Party Code: DEM Year: 2012

| Municipality/Precinct | Polling Place | Mail Ballot | Number of Votes |
|-------------------------------------------------------------|----------------------|--------------------|------------------------|
| North Kingstown | | | |
| 2305 | 455 | 26 | 481 |
| 2306 | 499 | 25 | 524 |
| 2307 | 950 | 85 | 1,035 |
| 2308 | 993 | 82 | 1,075 |
| 2309 | 881 | 71 | 952 |
| Total: North Kingstown | 3,778 | 289 | 4,067 |
| Statewide total for candidate: Robert E. CRAVEN, SR. | 3,778 | 289 | 4,067 |

Candidate Name: Laurence W. EHRHARDT Party Code: REP Year: 2012

| Municipality/Precinct | Polling Place | Mail Ballot | Number of Votes |
|------------------------------------------------------------|----------------------|--------------------|------------------------|
| North Kingstown | | | |
| 2305 | 457 | 30 | 487 |
| 2306 | 449 | 48 | 497 |
| 2307 | 798 | 81 | 879 |
| 2308 | 701 | 67 | 768 |
| 2309 | 746 | 63 | 809 |
| Total: North Kingstown | 3,151 | 289 | 3,440 |
| Statewide total for candidate: Laurence W. EHRHARDT | 3,151 | 289 | 3,440 |

REP IN GENERAL ASSEMBLY DISTRICT 33

Candidate Name: Donald J. LALLY, JR. Party Code: DEM Year: 2012

| Municipality/Precinct | Polling Place | Mail Ballot | Number of Votes |
|------------------------------------------------------------|----------------------|--------------------|------------------------|
| Narragansett | | | |
| 2001 | 96 | 5 | 101 |
| 2002 | 1,091 | 61 | 1,152 |
| 2003 | 977 | 67 | 1,044 |
| Total: Narragansett | 2,164 | 133 | 2,297 |
| South Kingstown | | | |
| 3201 | 255 | 13 | 268 |
| 3202 | 695 | 56 | 751 |
| 3203 | 754 | 79 | 833 |
| Total: South Kingstown | 1,704 | 148 | 1,852 |
| Statewide total for candidate: Donald J. LALLY, JR. | 3,868 | 281 | 4,149 |

Candidate Name: Robert A. TRAGER Party Code: REP Year: 2012

| Municipality/Precinct | Polling Place | Mail Ballot | Number of Votes |
|--------------------------------------------------------|----------------------|--------------------|------------------------|
| Narragansett | | | |
| 2001 | 85 | 14 | 99 |
| 2002 | 637 | 55 | 692 |
| 2003 | 652 | 56 | 708 |
| Total: Narragansett | 1,374 | 125 | 1,499 |
| South Kingstown | | | |
| 3201 | 283 | 13 | 296 |
| 3202 | 516 | 71 | 587 |
| 3203 | 570 | 56 | 626 |
| Total: South Kingstown | 1,369 | 140 | 1,509 |
| Statewide total for candidate: Robert A. TRAGER | 2,743 | 265 | 3,008 |

REP IN GENERAL ASSEMBLY DISTRICT 34

| Candidate Name: Teresa TANZI | | Party Code: DEM | | Year: 2012 |
|----------------------------------------------------|----------------------|------------------------|------------------------|-------------------|
| Municipality/Precinct | Polling Place | Mail Ballot | Number of Votes | |
| Narragansett | | | | |
| | 2004 | 845 | 50 | 895 |
| | 2005 | 814 | 62 | 876 |
| Total: Narragansett | | 1,659 | 112 | 1,771 |
| South Kingstown | | | | |
| | 3204 | 836 | 41 | 877 |
| | 3205 | 991 | 39 | 1,030 |
| Total: South Kingstown | | 1,827 | 80 | 1,907 |
| Statewide total for candidate: Teresa TANZI | | 3,486 | 192 | 3,678 |

| Candidate Name: Christopher WILKENS | | Party Code: REP | | Year: 2012 |
|-----------------------------------------------------------|----------------------|------------------------|------------------------|-------------------|
| Municipality/Precinct | Polling Place | Mail Ballot | Number of Votes | |
| Narragansett | | | | |
| | 2004 | 807 | 86 | 893 |
| | 2005 | 834 | 74 | 908 |
| Total: Narragansett | | 1,641 | 160 | 1,801 |
| South Kingstown | | | | |
| | 3204 | 360 | 21 | 381 |
| | 3205 | 522 | 33 | 555 |
| Total: South Kingstown | | 882 | 54 | 936 |
| Statewide total for candidate: Christopher WILKENS | | 2,523 | 214 | 2,737 |

REP IN GENERAL ASSEMBLY DISTRICT 35

Candidate Name: Spencer E. DICKINSON **Party Code:** DEM **Year:** 2012

| Municipality/Precinct | Polling Place | Mail Ballot | Number of Votes |
|-------------------------------|----------------------|--------------------|------------------------|
| South Kingstown | | | |
| 3206 | 606 | 58 | 664 |
| 3207 | 895 | 66 | 961 |
| 3208 | 779 | 66 | 845 |
| Total: South Kingstown | 2,280 | 190 | 2,470 |

Statewide total for candidate: Spencer E. DICKINSON 2,280 190 2,470

Candidate Name: James K. HALDEMAN **Party Code:** REP **Year:** 2012

| Municipality/Precinct | Polling Place | Mail Ballot | Number of Votes |
|-------------------------------|----------------------|--------------------|------------------------|
| South Kingstown | | | |
| 3206 | 397 | 46 | 443 |
| 3207 | 654 | 44 | 698 |
| 3208 | 852 | 81 | 933 |
| Total: South Kingstown | 1,903 | 171 | 2,074 |

Statewide total for candidate: James K. HALDEMAN 1,903 171 2,074

REP IN GENERAL ASSEMBLY DISTRICT 36

Candidate Name: Donna M. WALSH **Party Code: DEM** **Year: 2012**

| Municipality/Precinct | Polling Place | Mail Ballot | Number of Votes |
|------------------------------------------------------|----------------------|--------------------|------------------------|
| Charlestown | | | |
| | 0501 | 672 | 38 |
| | 0502 | 671 | 36 |
| | 0503 | 574 | 34 |
| | 0504 | 489 | 33 |
| Total: Charlestown | 2,406 | 141 | 2,547 |
| New Shoreham | | | |
| | 2201 | 533 | 106 |
| Total: New Shoreham | 533 | 106 | 639 |
| South Kingstown | | | |
| | 3209 | 384 | 26 |
| | 3210 | 632 | 53 |
| Total: South Kingstown | 1,016 | 79 | 1,095 |
| Westerly | | | |
| | 3601 | 402 | 34 |
| Total: Westerly | 402 | 34 | 436 |
| Statewide total for candidate: Donna M. WALSH | 4,357 | 360 | 4,717 |

Candidate Name: Tina B. JACKSON **Party Code: REP** **Year: 2012**

| Municipality/Precinct | Polling Place | Mail Ballot | Number of Votes |
|-------------------------------------------------------|----------------------|--------------------|------------------------|
| Charlestown | | | |
| | 0501 | 221 | 12 |
| | 0502 | 258 | 21 |
| | 0503 | 275 | 21 |
| | 0504 | 184 | 18 |
| Total: Charlestown | 938 | 72 | 1,010 |
| New Shoreham | | | |
| | 2201 | 146 | 49 |
| Total: New Shoreham | 146 | 49 | 195 |
| South Kingstown | | | |
| | 3209 | 221 | 27 |
| | 3210 | 333 | 30 |
| Total: South Kingstown | 554 | 57 | 611 |
| Westerly | | | |
| | 3601 | 145 | 18 |
| Total: Westerly | 145 | 18 | 163 |
| Statewide total for candidate: Tina B. JACKSON | 324 | 1,783 | 1,979 |

REP IN GENERAL ASSEMBLY DISTRICT 36

Candidate Name: Kevin W. PRESCOTT

Party Code: IND

Year: 2012

| Municipality/Precinct | Polling Place | Mail Ballot | Number of Votes |
|---------------------------------------------------------|----------------------|--------------------|------------------------|
| Charlestown | | | |
| 0501 | 119 | 4 | 123 |
| 0502 | 112 | 4 | 116 |
| 0503 | 86 | 5 | 91 |
| 0504 | 52 | 3 | 55 |
| Total: Charlestown | 369 | 16 | 385 |
| New Shoreham | | | |
| 2201 | 70 | 21 | 91 |
| Total: New Shoreham | 70 | 21 | 91 |
| South Kingstown | | | |
| 3209 | 85 | 10 | 95 |
| 3210 | 122 | 7 | 129 |
| Total: South Kingstown | 207 | 17 | 224 |
| Westerly | | | |
| 3601 | 82 | 1 | 83 |
| Total: Westerly | 82 | 1 | 83 |
| Statewide total for candidate: Kevin W. PRESCOTT | 728 | 55 | 783 |

REP IN GENERAL ASSEMBLY DISTRICT 37

Candidate Name: Samuel A. AZZINARO

Party Code: DEM

Year: 2012

| Municipality/Precinct | Polling Place | Mail Ballot | Number of Votes |
|----------------------------------------------------------|----------------------|--------------------|------------------------|
| Westerly | | | |
| 3602 | 1,264 | 114 | 1,378 |
| 3603 | 1,218 | 140 | 1,358 |
| 3604 | 1,115 | 137 | 1,252 |
| 3605 | 1,193 | 130 | 1,323 |
| Total: Westerly | | 4,790 | 5,311 |
| Statewide total for candidate: Samuel A. AZZINARO | | 4,790 | 5,311 |

REP IN GENERAL ASSEMBLY DISTRICT 38

Candidate Name: Brian Patrick KENNEDY **Party Code: DEM** **Year: 2012**

| Municipality/Precinct | Polling Place | Mail Ballot | Number of Votes |
|-------------------------------------------------------------|----------------------|--------------------|------------------------|
| Hopkinton | | | |
| 1401 | 1,005 | 63 | 1,068 |
| 1402 | 872 | 47 | 919 |
| Total: Hopkinton | 1,877 | 110 | 1,987 |
| Westerly | | | |
| 3606 | 909 | 62 | 971 |
| 3607 | 774 | 71 | 845 |
| Total: Westerly | 1,683 | 133 | 1,816 |
| Statewide total for candidate: Brian Patrick KENNEDY | 3,560 | 243 | 3,803 |

Candidate Name: Peter J. BONK **Party Code: IND** **Year: 2012**

| Municipality/Precinct | Polling Place | Mail Ballot | Number of Votes |
|-----------------------------------------------------|----------------------|--------------------|------------------------|
| Hopkinton | | | |
| 1401 | 493 | 19 | 512 |
| 1402 | 405 | 29 | 434 |
| Total: Hopkinton | 898 | 48 | 946 |
| Westerly | | | |
| 3606 | 349 | 15 | 364 |
| 3607 | 300 | 20 | 320 |
| Total: Westerly | 649 | 35 | 684 |
| Statewide total for candidate: Peter J. BONK | 1,547 | 83 | 1,630 |

REP IN GENERAL ASSEMBLY DISTRICT 39

Candidate Name: Larry VALENCIA **Party Code: DEM** **Year: 2012**

| Municipality/Precinct | Polling Place | Mail Ballot | Number of Votes |
|------------------------------------------------------|----------------------|--------------------|------------------------|
| Exeter | | | |
| 1102 | 412 | 24 | 436 |
| 1103 | 557 | 30 | 587 |
| Total: Exeter | 969 | 54 | 1,023 |
| Hopkinton | | | |
| 1403 | 351 | 21 | 372 |
| Total: Hopkinton | 351 | 21 | 372 |
| Richmond | | | |
| 2901 | 951 | 45 | 996 |
| 2902 | 923 | 22 | 945 |
| Total: Richmond | 1,874 | 67 | 1,941 |
| Statewide total for candidate: Larry VALENCIA | 3,194 | 142 | 3,336 |

Candidate Name: Clay P. JOHNSON **Party Code: REP** **Year: 2012**

| Municipality/Precinct | Polling Place | Mail Ballot | Number of Votes |
|-------------------------------------------------------|----------------------|--------------------|------------------------|
| Exeter | | | |
| 1102 | 460 | 21 | 481 |
| 1103 | 646 | 30 | 676 |
| Total: Exeter | 1,106 | 51 | 1,157 |
| Hopkinton | | | |
| 1403 | 203 | 10 | 213 |
| Total: Hopkinton | 203 | 10 | 213 |
| Richmond | | | |
| 2901 | 747 | 33 | 780 |
| 2902 | 721 | 21 | 742 |
| Total: Richmond | 1,468 | 54 | 1,522 |
| Statewide total for candidate: Clay P. JOHNSON | 2,777 | 115 | 2,892 |

REP IN GENERAL ASSEMBLY DISTRICT 41

Candidate Name: Michael J. MARCELLO **Party Code: DEM** **Year: 2012**

| Municipality/Precinct | Polling Place | Mail Ballot | Number of Votes |
|-----------------------------------------------------------|----------------------|--------------------|------------------------|
| Cranston | | | |
| 0730 | 962 | 38 | 1,000 |
| Total: Cranston | 962 | 38 | 1,000 |
| Scituate | | | |
| 3001 | 956 | 77 | 1,033 |
| 3002 | 938 | 40 | 978 |
| 3003 | 1,090 | 70 | 1,160 |
| Total: Scituate | 2,984 | 187 | 3,171 |
| Statewide total for candidate: Michael J. MARCELLO | 3,946 | 225 | 4,171 |

Candidate Name: Marco M. LUCCI **Party Code: REP** **Year: 2012**

| Municipality/Precinct | Polling Place | Mail Ballot | Number of Votes |
|------------------------------------------------------|----------------------|--------------------|------------------------|
| Cranston | | | |
| 0730 | 817 | 40 | 857 |
| Total: Cranston | 817 | 40 | 857 |
| Scituate | | | |
| 3001 | 670 | 52 | 722 |
| 3002 | 556 | 30 | 586 |
| 3003 | 601 | 52 | 653 |
| Total: Scituate | 1,827 | 134 | 1,961 |
| Statewide total for candidate: Marco M. LUCCI | 2,644 | 174 | 2,818 |

Candidate Name: Lee GROSSGUTH **Party Code: IND** **Year: 2012**

| Municipality/Precinct | Polling Place | Mail Ballot | Number of Votes |
|-----------------------------------------------------|----------------------|--------------------|------------------------|
| Cranston | | | |
| 0730 | 106 | 8 | 114 |
| Total: Cranston | 106 | 8 | 114 |
| Scituate | | | |
| 3001 | 114 | 1 | 115 |
| 3002 | 167 | 10 | 177 |
| 3003 | 116 | 7 | 123 |
| Total: Scituate | 397 | 18 | 415 |
| Statewide total for candidate: Lee GROSSGUTH | 503 | 26 | 529 |

REP IN GENERAL ASSEMBLY DISTRICT 43

Candidate Name: Deborah A. FELLELA **Party Code: DEM** **Year: 2012**

| Municipality/Precinct | Polling Place | Mail Ballot | Number of Votes |
|------------------------------|----------------------|--------------------|------------------------|
| Johnston | | | |
| 1606 | 134 | 5 | 139 |
| 1607 | 238 | 6 | 244 |
| 1608 | 797 | 33 | 830 |
| 1609 | 605 | 32 | 637 |
| 1610 | 937 | 43 | 980 |
| 1611 | 485 | 26 | 511 |
| 1612 | 517 | 29 | 546 |
| Total: Johnston | 3,713 | 174 | 3,887 |

Statewide total for candidate: Deborah A. FELLELA **3,713** **174** **3,887**

Candidate Name: Karin N. GORMAN **Party Code: IND** **Year: 2012**

| Municipality/Precinct | Polling Place | Mail Ballot | Number of Votes |
|------------------------------|----------------------|--------------------|------------------------|
| Johnston | | | |
| 1606 | 64 | 2 | 66 |
| 1607 | 88 | 4 | 92 |
| 1608 | 442 | 15 | 457 |
| 1609 | 322 | 20 | 342 |
| 1610 | 482 | 25 | 507 |
| 1611 | 267 | 10 | 277 |
| 1612 | 343 | 13 | 356 |
| Total: Johnston | 2,008 | 89 | 2,097 |

Statewide total for candidate: Karin N. GORMAN **2,008** **89** **2,097**

REP IN GENERAL ASSEMBLY DISTRICT 44

Candidate Name: Gregory J. COSTANTINO **Party Code: DEM** **Year: 2012**

| Municipality/Precinct | Polling Place | Mail Ballot | Number of Votes | |
|-------------------------------------------------------------|----------------------|--------------------|------------------------|--------------|
| Johnston | | | | |
| 1613 | 623 | 33 | 656 | |
| Total: Johnston | 623 | 33 | 656 | |
| Lincoln | | | | |
| 1701 | 1,045 | 60 | 1,105 | |
| Total: Lincoln | 1,045 | 60 | 1,105 | |
| Smithfield | | | | |
| 3101 | 841 | 64 | 905 | |
| 3102 | 874 | 49 | 923 | |
| 3103 | 1,006 | 52 | 1,058 | |
| Total: Smithfield | 2,721 | 165 | 2,886 | |
| Statewide total for candidate: Gregory J. COSTANTINO | | 4,389 | 258 | 4,647 |

Candidate Name: James W. ARCHER **Party Code: REP** **Year: 2012**

| Municipality/Precinct | Polling Place | Mail Ballot | Number of Votes | |
|-------------------------------------------------------|----------------------|--------------------|------------------------|--------------|
| Johnston | | | | |
| 1613 | 356 | 19 | 375 | |
| Total: Johnston | 356 | 19 | 375 | |
| Lincoln | | | | |
| 1701 | 693 | 52 | 745 | |
| Total: Lincoln | 693 | 52 | 745 | |
| Smithfield | | | | |
| 3101 | 560 | 43 | 603 | |
| 3102 | 480 | 37 | 517 | |
| 3103 | 552 | 33 | 585 | |
| Total: Smithfield | 1,592 | 113 | 1,705 | |
| Statewide total for candidate: James W. ARCHER | | 2,641 | 184 | 2,825 |

REP IN GENERAL ASSEMBLY DISTRICT 45

Candidate Name: Mia A. ACKERMAN

Party Code: DEM

Year: 2012

| Municipality/Precinct | Polling Place | Mail Ballot | Number of Votes |
|-------------------------------------------------------|----------------------|--------------------|------------------------|
| Cumberland | | | |
| 0801 | 760 | 18 | 778 |
| 0802 | 1,013 | 63 | 1,076 |
| 0803 | 1,586 | 50 | 1,636 |
| Total: Cumberland | 3,359 | 131 | 3,490 |
| Lincoln | | | |
| 1702 | 589 | 27 | 616 |
| 1703 | 863 | 23 | 886 |
| Total: Lincoln | 1,452 | 50 | 1,502 |
| Statewide total for candidate: Mia A. ACKERMAN | 4,811 | 181 | 4,992 |

REP IN GENERAL ASSEMBLY DISTRICT 46

Candidate Name: Jeremiah T. O'GRADY **Party Code: DEM** **Year: 2012**

| Municipality/Precinct | Polling Place | Mail Ballot | Number of Votes |
|-----------------------------------------------------------|----------------------|--------------------|------------------------|
| Lincoln | | | |
| 1704 | 560 | 26 | 586 |
| 1705 | 452 | 17 | 469 |
| 1706 | 121 | 4 | 125 |
| 1707 | 128 | 7 | 135 |
| 1708 | 501 | 49 | 550 |
| 1709 | 190 | 12 | 202 |
| 1710 | 219 | 6 | 225 |
| 1711 | 253 | 11 | 264 |
| Total: Lincoln | 2,424 | 132 | 2,556 |
| Pawtucket | | | |
| 2601 | 180 | 2 | 182 |
| Total: Pawtucket | 180 | 2 | 182 |
| Statewide total for candidate: Jeremiah T. O'GRADY | 2,604 | 134 | 2,738 |

Candidate Name: Matthew A. GUERRA **Party Code: REP** **Year: 2012**

| Municipality/Precinct | Polling Place | Mail Ballot | Number of Votes |
|---------------------------------------------------------|----------------------|--------------------|------------------------|
| Lincoln | | | |
| 1704 | 488 | 23 | 511 |
| 1705 | 378 | 20 | 398 |
| 1706 | 122 | 9 | 131 |
| 1707 | 129 | 2 | 131 |
| 1708 | 539 | 26 | 565 |
| 1709 | 200 | 9 | 209 |
| 1710 | 178 | 7 | 185 |
| 1711 | 127 | 2 | 129 |
| Total: Lincoln | 2,161 | 98 | 2,259 |
| Pawtucket | | | |
| 2601 | 41 | 2 | 43 |
| Total: Pawtucket | 41 | 2 | 43 |
| Statewide total for candidate: Matthew A. GUERRA | 2,202 | 100 | 2,302 |

REP IN GENERAL ASSEMBLY DISTRICT 46

Candidate Name: Mary Ann SHALLCROSS SMITH

Party Code: IND

Year: 2012

| Municipality/Precinct | Polling Place | Mail Ballot | Number of Votes |
|-------------------------------------------------------------|----------------------|--------------------|------------------------|
| Lincoln | | | |
| 1704 | 447 | 19 | 466 |
| 1705 | 279 | 12 | 291 |
| 1706 | 82 | 6 | 88 |
| 1707 | 83 | 3 | 86 |
| 1708 | 302 | 29 | 331 |
| 1709 | 149 | 10 | 159 |
| 1710 | 148 | 6 | 154 |
| 1711 | 153 | 3 | 156 |
| Total: Lincoln | 1,643 | 88 | 1,731 |
| Pawtucket | | | |
| 2601 | 95 | 4 | 99 |
| Total: Pawtucket | 95 | 4 | 99 |
| Statewide total for candidate: Mary Ann SHALLCROSS S | 1,738 | 92 | 1,830 |

Candidate Name: Paul J. DiDOMENICO

Party Code: IND

Year: 2012

| Municipality/Precinct | Polling Place | Mail Ballot | Number of Votes |
|----------------------------------------------------------|----------------------|--------------------|------------------------|
| Lincoln | | | |
| 1704 | 32 | 0 | 32 |
| 1705 | 41 | 2 | 43 |
| 1706 | 14 | 0 | 14 |
| 1707 | 16 | 0 | 16 |
| 1708 | 47 | 10 | 57 |
| 1709 | 24 | 1 | 25 |
| 1710 | 17 | 0 | 17 |
| 1711 | 18 | 0 | 18 |
| Total: Lincoln | 209 | 13 | 222 |
| Pawtucket | | | |
| 2601 | 7 | 0 | 7 |
| Total: Pawtucket | 707 | | |
| Statewide total for candidate: Paul J. DiDOMENICO | 216 | 13 | 229 |

REP IN GENERAL ASSEMBLY DISTRICT 47

Candidate Name: Cale P. KEABLE **Party Code: DEM** **Year: 2012**

| Municipality/Precinct | Polling Place | Mail Ballot | Number of Votes |
|------------------------------------------------------|----------------------|--------------------|------------------------|
| Burrillville | | | |
| 0301 | 584 | 66 | 650 |
| 0302 | 553 | 61 | 614 |
| 0303 | 647 | 50 | 697 |
| 0304 | 470 | 35 | 505 |
| 0305 | 512 | 29 | 541 |
| Total: Burrillville | 2,766 | 241 | 3,007 |
| Glocester | | | |
| 1303 | 184 | 10 | 194 |
| Total: Glocester | 184 | 10 | 194 |
| Statewide total for candidate: Cale P. KEABLE | 2,950 | 251 | 3,201 |

Candidate Name: Donald A. FOX **Party Code: REP** **Year: 2012**

| Municipality/Precinct | Polling Place | Mail Ballot | Number of Votes |
|-----------------------------------------------------|----------------------|--------------------|------------------------|
| Burrillville | | | |
| 0301 | 399 | 33 | 432 |
| 0302 | 511 | 22 | 533 |
| 0303 | 719 | 24 | 743 |
| 0304 | 364 | 26 | 390 |
| 0305 | 423 | 17 | 440 |
| Total: Burrillville | 2,416 | 122 | 2,538 |
| Glocester | | | |
| 1303 | 141 | 10 | 151 |
| Total: Glocester | 141 | 10 | 151 |
| Statewide total for candidate: Donald A. FOX | 2,557 | 132 | 2,689 |

REP IN GENERAL ASSEMBLY DISTRICT 48

Candidate Name: Brian C. NEWBERRY **Party Code: REP** **Year: 2012**

| Municipality/Precinct | Polling Place | Mail Ballot | Number of Votes |
|---------------------------------------------------------|----------------------|--------------------|------------------------|
| Burrillville | | | |
| 0306 | 584 | 16 | 600 |
| Total: Burrillville | 584 | 16 | 600 |
| North Smithfield | | | |
| 2501 | 628 | 24 | 652 |
| 2502 | 800 | 52 | 852 |
| 2503 | 558 | 22 | 580 |
| 2504 | 513 | 39 | 552 |
| 2505 | 304 | 37 | 341 |
| Total: North Smithfield | 2,803 | 174 | 2,977 |
| Statewide total for candidate: Brian C. NEWBERRY | 3,387 | 190 | 3,577 |

Candidate Name: Linda B. THIBAUT **Party Code: IND** **Year: 2012**

| Municipality/Precinct | Polling Place | Mail Ballot | Number of Votes |
|--------------------------------------------------------|----------------------|--------------------|------------------------|
| Burrillville | | | |
| 0306 | 147 | 3 | 150 |
| Total: Burrillville | 147 | 3 | 150 |
| North Smithfield | | | |
| 2501 | 240 | 11 | 251 |
| 2502 | 233 | 9 | 242 |
| 2503 | 280 | 8 | 288 |
| 2504 | 292 | 14 | 306 |
| 2505 | 128 | 15 | 143 |
| Total: North Smithfield | 1,173 | 57 | 1,230 |
| Statewide total for candidate: Linda B. THIBAUT | 1,320 | 60 | 1,380 |

Candidate Name: Michael E. CONNOLLY **Party Code: DEM** **Year: 2012**

| Municipality/Precinct | Polling Place | Mail Ballot | Number of Votes |
|-----------------------------------------------------------|----------------------|--------------------|------------------------|
| Burrillville | | | |
| 0306 | 342 | 10 | 352 |
| Total: Burrillville | 342 | 10 | 352 |
| North Smithfield | | | |
| 2501 | 327 | 11 | 338 |
| 2502 | 342 | 16 | 358 |
| 2503 | 300 | 21 | 321 |
| 2504 | 335 | 17 | 352 |
| 2505 | 181 | 52 | 233 |
| Total: North Smithfield | 1,485 | 117 | 1,602 |
| Statewide total for candidate: Michael E. CONNOLLY | 1,827 | 127 | 1,954 |

REP IN GENERAL ASSEMBLY DISTRICT 51

Candidate Name: Robert D. PHILLIPS

Party Code: DEM

Year: 2012

| Municipality/Precinct | Polling Place | Mail Ballot | Number of Votes |
|----------------------------------------------------------|----------------------|--------------------|------------------------|
| Cumberland | | | |
| | 0804 | 159 | 6 |
| Total: Cumberland | | 159 | 6 |
| Woonsocket | | | |
| | 3909 | 866 | 44 |
| | 3910 | 905 | 45 |
| | 3911 | 750 | 30 |
| Total: Woonsocket | | 2,521 | 119 |
| Statewide total for candidate: Robert D. PHILLIPS | | 2,680 | 125 |

Candidate Name: Christopher M. ROBERTS

Party Code: REP

Year: 2012

| Municipality/Precinct | Polling Place | Mail Ballot | Number of Votes |
|--------------------------------------------------------------|----------------------|--------------------|------------------------|
| Cumberland | | | |
| | 0804 | 140 | 3 |
| Total: Cumberland | | 140 | 3 |
| Woonsocket | | | |
| | 3909 | 566 | 19 |
| | 3910 | 477 | 20 |
| | 3911 | 309 | 20 |
| Total: Woonsocket | | 1,352 | 59 |
| Statewide total for candidate: Christopher M. ROBERTS | | 1,492 | 62 |

REP IN GENERAL ASSEMBLY DISTRICT 53

Candidate Name: Thomas J. WINFIELD **Party Code: DEM** **Year: 2012**

| Municipality/Precinct | Polling Place | Mail Ballot | Number of Votes |
|----------------------------------------------------------|----------------------|--------------------|------------------------|
| Glocester | | | |
| 1304 | 635 | 35 | 670 |
| Total: Glocester | 635 | 35 | 670 |
| Smithfield | | | |
| 3104 | 1,059 | 100 | 1,159 |
| 3105 | 1,042 | 123 | 1,165 |
| 3106 | 804 | 77 | 881 |
| Total: Smithfield | 2,905 | 300 | 3,205 |
| Statewide total for candidate: Thomas J. WINFIELD | 3,540 | 335 | 3,875 |

Candidate Name: David B. BIBEALT **Party Code: REP** **Year: 2012**

| Municipality/Precinct | Polling Place | Mail Ballot | Number of Votes |
|--------------------------------------------------------|----------------------|--------------------|------------------------|
| Glocester | | | |
| 1304 | 422 | 22 | 444 |
| Total: Glocester | 422 | 22 | 444 |
| Smithfield | | | |
| 3104 | 621 | 29 | 650 |
| 3105 | 515 | 63 | 578 |
| 3106 | 547 | 40 | 587 |
| Total: Smithfield | 1,683 | 132 | 1,815 |
| Statewide total for candidate: David B. BIBEALT | 2,105 | 154 | 2,259 |

REP IN GENERAL ASSEMBLY DISTRICT 54

Candidate Name: William W. O'BRIEN

Party Code: DEM

Year: 2012

| Municipality/Precinct | Polling Place | Mail Ballot | Number of Votes |
|--------------------------------|----------------------|--------------------|------------------------|
| North Providence | | | |
| 2403 | 524 | 37 | 561 |
| 2404 | 274 | 18 | 292 |
| 2405 | 394 | 17 | 411 |
| 2406 | 596 | 25 | 621 |
| 2407 | 590 | 33 | 623 |
| 2408 | 503 | 22 | 525 |
| 2409 | 295 | 28 | 323 |
| Total: North Providence | 3,176 | 180 | 3,356 |

Statewide total for candidate: William W. O'BRIEN

3,176

180

3,356

Candidate Name: Kenneth J. AMORIGGI, II

Party Code: IND

Year: 2012

| Municipality/Precinct | Polling Place | Mail Ballot | Number of Votes |
|--------------------------------|----------------------|--------------------|------------------------|
| North Providence | | | |
| 2403 | 381 | 21 | 402 |
| 2404 | 251 | 14 | 265 |
| 2405 | 326 | 23 | 349 |
| 2406 | 473 | 16 | 489 |
| 2407 | 537 | 23 | 560 |
| 2408 | 345 | 16 | 361 |
| 2409 | 216 | 5 | 221 |
| Total: North Providence | 2,529 | 118 | 2,647 |

Statewide total for candidate: Kenneth J. AMORIGGI, II

2,529

118

2,647



**GENERAL ELECTION
PRECINCT SUMMARY**

REP IN GENERAL ASSEMBLY DISTRICT 56

Candidate Name: Agostinho F. SILVA **Party Code:** DEM **Year:** 2012

| Municipality/Precinct | Polling Place | Mail Ballot | Number of Votes |
|----------------------------------------------------------|----------------------|--------------------|------------------------|
| Central Falls | | | |
| 0401 | 471 | 19 | 490 |
| 0402 | 293 | 6 | 299 |
| 0403 | 540 | 65 | 605 |
| 0404 | 479 | 49 | 528 |
| 0405 | 219 | 8 | 227 |
| Total: Central Falls | 2,002 | 147 | 2,149 |
| Statewide total for candidate: Agostinho F. SILVA | 2,002 | 147 | 2,149 |

REP IN GENERAL ASSEMBLY DISTRICT 57

Candidate Name: James N. McLAUGHLIN

Party Code: DEM

Year: 2012

| Municipality/Precinct | Polling Place | Mail Ballot | Number of Votes |
|-----------------------------------------------------------|----------------------|--------------------|------------------------|
| Central Falls | | | |
| | 0406 | 339 | 364 |
| | 0407 | 133 | 136 |
| | 0408 | 470 | 489 |
| Total: Central Falls | 942 | 47 | 989 |
| Cumberland | | | |
| | 0810 | 877 | 904 |
| | 0811 | 1,073 | 1,112 |
| | 0812 | 805 | 846 |
| Total: Cumberland | 2,755 | 107 | 2,862 |
| Statewide total for candidate: James N. McLAUGHLIN | 3,697 | 154 | 3,851 |

REP IN GENERAL ASSEMBLY DISTRICT 58

Candidate Name: William SAN BENTO, JR. **Party Code:** DEM **Year:** 2012

| Municipality/Precinct | Polling Place | Mail Ballot | Number of Votes |
|--------------------------------------------------------------|----------------------|--------------------|------------------------|
| Pawtucket | | | |
| 2602 | 613 | 15 | 628 |
| 2603 | 1,038 | 30 | 1,068 |
| 2604 | 615 | 19 | 634 |
| 2605 | 460 | 9 | 469 |
| 2606 | 465 | 11 | 476 |
| Total: Pawtucket | 3,191 | 84 | 3,275 |
| Statewide total for candidate: William SAN BENTO, JR. | 3,191 | 84 | 3,275 |

REP IN GENERAL ASSEMBLY DISTRICT 60

Candidate Name: Elaine A. CODERRE

Party Code: DEM

Year: 2012

| Municipality/Precinct | Polling Place | Mail Ballot | Number of Votes |
|---------------------------------------------------------|----------------------|--------------------|------------------------|
| Pawtucket | | | |
| 2612 | 760 | 29 | 789 |
| 2613 | 931 | 34 | 965 |
| 2614 | 828 | 21 | 849 |
| 2615 | 304 | 13 | 317 |
| 2616 | 93 | 4 | 97 |
| 2617 | 191 | 17 | 208 |
| Total: Pawtucket | 3,107 | 118 | 3,225 |
| Statewide total for candidate: Elaine A. CODERRE | 3,107 | 118 | 3,225 |

REP IN GENERAL ASSEMBLY DISTRICT 61

Candidate Name: Raymond H. JOHNSTON, JR. **Party Code:** DEM **Year:** 2012

| Municipality/Precinct | Polling Place | Mail Ballot | Number of Votes |
|---------------------------------------------------------------|----------------------|--------------------|------------------------|
| Pawtucket | | | |
| 2618 | 1,351 | 57 | 1,408 |
| 2619 | 690 | 22 | 712 |
| 2620 | 1,156 | 57 | 1,213 |
| 2621 | 358 | 17 | 375 |
| 2622 | 211 | 8 | 219 |
| 2623 | 285 | 21 | 306 |
| Total: Pawtucket | 4,051 | 182 | 4,233 |
| Statewide total for candidate: Raymond H. JOHNSTON, JR | 4,051 | 182 | 4,233 |



**GENERAL ELECTION
PRECINCT SUMMARY**

REP IN GENERAL ASSEMBLY DISTRICT 62

Candidate Name: Mary Duffy MESSIER **Party Code:** DEM **Year:** 2012

| Municipality/Precinct | Polling Place | Mail Ballot | Number of Votes |
|----------------------------------------------------------|----------------------|--------------------|------------------------|
| Pawtucket | | | |
| 2624 | 300 | 24 | 324 |
| 2625 | 267 | 23 | 290 |
| 2626 | 192 | 4 | 196 |
| 2627 | 727 | 45 | 772 |
| 2628 | 1,004 | 48 | 1,052 |
| 2629 | 1,370 | 45 | 1,415 |
| 2630 | 91 | 9 | 100 |
| Total: Pawtucket | 3,951 | 198 | 4,149 |
| Statewide total for candidate: Mary Duffy MESSIER | 3,951 | 198 | 4,149 |

REP IN GENERAL ASSEMBLY DISTRICT 63

Candidate Name: Katherine S. KAZARIAN **Party Code: DEM** **Year: 2012**

| Municipality/Precinct | Polling Place | Mail Ballot | Number of Votes |
|-------------------------------|----------------------|--------------------|------------------------|
| East Providence | | | |
| 1001 | 996 | 37 | 1,033 |
| 1002 | 790 | 48 | 838 |
| 1003 | 557 | 18 | 575 |
| 1004 | 838 | 38 | 876 |
| 1005 | 676 | 48 | 724 |
| 1006 | 69 | 1 | 70 |
| 1007 | 76 | 35 | 111 |
| Total: East Providence | 4,002 | 225 | 4,227 |

Statewide total for candidate: Katherine S. KAZARIAN 4,002 225 4,227

Candidate Name: David SULLIVAN **Party Code: IND** **Year: 2012**

| Municipality/Precinct | Polling Place | Mail Ballot | Number of Votes |
|-------------------------------|----------------------|--------------------|------------------------|
| East Providence | | | |
| 1001 | 480 | 16 | 496 |
| 1002 | 202 | 15 | 217 |
| 1003 | 136 | 3 | 139 |
| 1004 | 412 | 19 | 431 |
| 1005 | 468 | 23 | 491 |
| 1006 | 11 | 0 | 11 |
| 1007 | 25 | 6 | 31 |
| Total: East Providence | 1,734 | 82 | 1,816 |

Statewide total for candidate: David SULLIVAN 1,734 82 1,816



**GENERAL ELECTION
PRECINCT SUMMARY**

REP IN GENERAL ASSEMBLY DISTRICT 65

Candidate Name: Gregg AMORE **Party Code: DEM** **Year: 2012**

| Municipality/Precinct | Polling Place | Mail Ballot | Number of Votes |
|---------------------------------------------------|----------------------|--------------------|------------------------|
| East Providence | | | |
| 1011 | 1,204 | 104 | 1,308 |
| 1012 | 439 | 20 | 459 |
| 1013 | 791 | 73 | 864 |
| 1014 | 874 | 34 | 908 |
| 1015 | 327 | 32 | 359 |
| Total: East Providence | 3,635 | 263 | 3,898 |
| Statewide total for candidate: Gregg AMORE | 3,635 | 263 | 3,898 |

Candidate Name: Joseph A. BOTELHO, JR. **Party Code: MOD** **Year: 2012**

| Municipality/Precinct | Polling Place | Mail Ballot | Number of Votes |
|--------------------------------------------------------------|----------------------|--------------------|------------------------|
| East Providence | | | |
| 1011 | 587 | 42 | 629 |
| 1012 | 223 | 14 | 237 |
| 1013 | 358 | 31 | 389 |
| 1014 | 399 | 23 | 422 |
| 1015 | 179 | 6 | 185 |
| Total: East Providence | 1,746 | 116 | 1,862 |
| Statewide total for candidate: Joseph A. BOTELHO, JR. | 1,746 | 116 | 1,862 |

REP IN GENERAL ASSEMBLY DISTRICT 66

Candidate Name: Joy HEARN **Party Code: DEM** **Year: 2012**

| Municipality/Precinct | Polling Place | Mail Ballot | Number of Votes |
|-------------------------------------------------|----------------------|--------------------|------------------------|
| Barrington | | | |
| 0101 | 836 | 54 | 890 |
| 0102 | 1,138 | 84 | 1,222 |
| 0103 | 889 | 91 | 980 |
| Total: Barrington | 2,863 | 229 | 3,092 |
| East Providence | | | |
| 1016 | 383 | 27 | 410 |
| 1017 | 610 | 43 | 653 |
| Total: East Providence | 993 | 70 | 1,063 |
| Statewide total for candidate: Joy HEARN | 3,856 | 299 | 4,155 |

Candidate Name: Manfred DIEL, JR. **Party Code: REP** **Year: 2012**

| Municipality/Precinct | Polling Place | Mail Ballot | Number of Votes |
|---------------------------------------------------------|----------------------|--------------------|------------------------|
| Barrington | | | |
| 0101 | 522 | 38 | 560 |
| 0102 | 594 | 40 | 634 |
| 0103 | 571 | 59 | 630 |
| Total: Barrington | 1,687 | 137 | 1,824 |
| East Providence | | | |
| 1016 | 256 | 16 | 272 |
| 1017 | 400 | 23 | 423 |
| Total: East Providence | 656 | 39 | 695 |
| Statewide total for candidate: Manfred DIEL, JR. | 2,343 | 176 | 2,519 |

Candidate Name: Eugene P. SAVEORY **Party Code: IND** **Year: 2012**

| Municipality/Precinct | Polling Place | Mail Ballot | Number of Votes |
|---------------------------------------------------------|----------------------|--------------------|------------------------|
| Barrington | | | |
| 0101 | 89 | 6 | 95 |
| 0102 | 95 | 3 | 98 |
| 0103 | 43 | 5 | 48 |
| Total: Barrington | 227 | 14 | 241 |
| East Providence | | | |
| 1016 | 196 | 11 | 207 |
| 1017 | 339 | 24 | 363 |
| Total: East Providence | 535 | 35 | 570 |
| Statewide total for candidate: Eugene P. SAVEORY | 762 | 49 | 811 |

REP IN GENERAL ASSEMBLY DISTRICT 67

| Candidate Name | Jan P. MALIK | Party Code: DEM | Year: 2012 |
|----------------------------------------------------|----------------------|------------------------|------------------------|
| Municipality/Precinct | Polling Place | Mail Ballot | Number of Votes |
| Barrington | | | |
| | 0104 | 914 | 68 |
| | 0105 | 770 | 57 |
| Total: Barrington | 1,684 | 125 | 1,809 |
| Warren | | | |
| | 3401 | 734 | 67 |
| | 3402 | 964 | 60 |
| Total: Warren | 1,698 | 127 | 1,825 |
| Statewide total for candidate: Jan P. MALIK | 3,382 | 252 | 3,634 |

| Candidate Name: | Peter Davis COSTA, JR. | Party Code: REP | Year: 2012 |
|--------------------------------------------------------------|-------------------------------|------------------------|------------------------|
| Municipality/Precinct | Polling Place | Mail Ballot | Number of Votes |
| Barrington | | | |
| | 0104 | 932 | 76 |
| | 0105 | 954 | 104 |
| Total: Barrington | 1,886 | 180 | 2,066 |
| Warren | | | |
| | 3401 | 277 | 31 |
| | 3402 | 544 | 40 |
| Total: Warren | 821 | 71 | 892 |
| Statewide total for candidate: Peter Davis COSTA, JR. | 2,707 | 251 | 2,958 |

REP IN GENERAL ASSEMBLY DISTRICT 68

| Candidate Name | Kenneth A. MARSHALL | Party Code: DEM | Year: 2012 | |
|-----------------------------------------------------------|----------------------------|------------------------|------------------------|--------------|
| Municipality/Precinct | Polling Place | Mail Ballot | Number of Votes | |
| Bristol | | | | |
| | 0201 | 537 | 38 | 575 |
| | 0202 | 338 | 16 | 354 |
| | 0203 | 1,081 | 74 | 1,155 |
| | 0204 | 825 | 91 | 916 |
| Total: Bristol | | 2,781 | 219 | 3,000 |
| Warren | | | | |
| | 3403 | 1,017 | 84 | 1,101 |
| Total: Warren | | 1,017 | 84 | 1,101 |
| Statewide total for candidate: Kenneth A. MARSHALL | | 3,798 | 303 | 4,101 |

| Candidate Name: | Michael J. DONAHUE | Party Code: REP | Year: 2012 | |
|----------------------------------------------------------|---------------------------|------------------------|------------------------|--------------|
| Municipality/Precinct | Polling Place | Mail Ballot | Number of Votes | |
| Bristol | | | | |
| | 0201 | 326 | 25 | 351 |
| | 0202 | 147 | 7 | 154 |
| | 0203 | 717 | 81 | 798 |
| | 0204 | 326 | 22 | 348 |
| Total: Bristol | | 1,516 | 135 | 1,651 |
| Warren | | | | |
| | 3403 | 672 | 53 | 725 |
| Total: Warren | | 672 | 53 | 725 |
| Statewide total for candidate: Michael J. DONAHUE | | 2,188 | 188 | 2,376 |

REP IN GENERAL ASSEMBLY DISTRICT 70

| Candidate Name John G. EDWARDS | | Party Code: DEM | | Year: 2012 |
|-------------------------------------------------------|----------------------|------------------------|------------------------|-------------------|
| Municipality/Precinct | Polling Place | Mail Ballot | Number of Votes | |
| Portsmouth | | | | |
| | 2703 | 845 | 52 | 897 |
| Total: Portsmouth | | 845 | 52 | 897 |
| Tiverton | | | | |
| | 3301 | 869 | 57 | 926 |
| | 3302 | 998 | 44 | 1,042 |
| | 3303 | 546 | 27 | 573 |
| | 3304 | 622 | 41 | 663 |
| | 3305 | 163 | 3 | 166 |
| Total: Tiverton | | 3,198 | 172 | 3,370 |
| Statewide total for candidate: John G. EDWARDS | | 4,043 | 224 | 4,267 |

| Candidate Name: John A. PERKINS, JR. | | Party Code: IND | | Year: 2012 |
|------------------------------------------------------------|----------------------|------------------------|------------------------|-------------------|
| Municipality/Precinct | Polling Place | Mail Ballot | Number of Votes | |
| Portsmouth | | | | |
| | 2703 | 369 | 28 | 397 |
| Total: Portsmouth | | 369 | 28 | 397 |
| Tiverton | | | | |
| | 3301 | 357 | 37 | 394 |
| | 3302 | 327 | 12 | 339 |
| | 3303 | 165 | 12 | 177 |
| | 3304 | 286 | 12 | 298 |
| | 3305 | 62 | 4 | 66 |
| Total: Tiverton | | 1,197 | 77 | 1,274 |
| Statewide total for candidate: John A. PERKINS, JR. | | 1,566 | 105 | 1,671 |

REP IN GENERAL ASSEMBLY DISTRICT 72

| Candidate Name | | | Party Code: DEM | Year: 2012 | |
|-------------------------------------------------------|------|--|------------------------|--------------------|------------------------|
| Municipality/Precinct | | | Polling Place | Mail Ballot | Number of Votes |
| Linda Dill FINN | | | | | |
| Middletown | | | | | |
| | 1901 | | 547 | 52 | 599 |
| | 1902 | | 787 | 67 | 854 |
| Total: Middletown | | | 1,334 | 119 | 1,453 |
| Portsmouth | | | | | |
| | 2706 | | 257 | 36 | 293 |
| | 2707 | | 836 | 73 | 909 |
| | 2708 | | 866 | 76 | 942 |
| Total: Portsmouth | | | 1,959 | 185 | 2,144 |
| Statewide total for candidate: Linda Dill FINN | | | 3,293 | 304 | 3,597 |

| Candidate Name: | | | Party Code: REP | Year: 2012 | |
|-------------------------------------------------------------|------|--|------------------------|--------------------|------------------------|
| Municipality/Precinct | | | Polling Place | Mail Ballot | Number of Votes |
| Daniel Patrick REILLY | | | | | |
| Middletown | | | | | |
| | 1901 | | 521 | 32 | 553 |
| | 1902 | | 517 | 36 | 553 |
| Total: Middletown | | | 1,038 | 68 | 1,106 |
| Portsmouth | | | | | |
| | 2706 | | 326 | 42 | 368 |
| | 2707 | | 914 | 83 | 997 |
| | 2708 | | 928 | 98 | 1,026 |
| Total: Portsmouth | | | 2,168 | 223 | 2,391 |
| Statewide total for candidate: Daniel Patrick REILLY | | | 3,206 | 291 | 3,497 |



**GENERAL ELECTION
PRECINCT SUMMARY**

REP IN GENERAL ASSEMBLY DISTRICT 73

Candidate Name: Marvin L. ABNEY

Party Code: DEM

Year: 2012

| Municipality/Precinct | Polling Place | Mail Ballot | Number of Votes |
|-------------------------------------------------------|----------------------|--------------------|------------------------|
| Middletown | | | |
| 1903 | 806 | 86 | 892 |
| Total: Middletown | 806 | 86 | 892 |
| Newport | | | |
| 2101 | 688 | 56 | 744 |
| 2102 | 1,496 | 91 | 1,587 |
| 2103 | 453 | 21 | 474 |
| Total: Newport | 2,637 | 168 | 2,805 |
| Statewide total for candidate: Marvin L. ABNEY | 3,443 | 254 | 3,697 |

REP IN GENERAL ASSEMBLY DISTRICT 74

Candidate Name: Deborah L. RUGGIERO **Party Code: DEM** **Year: 2012**

| Municipality/Precinct | Polling Place | Mail Ballot | Number of Votes |
|-----------------------------------------------------------|----------------------|--------------------|------------------------|
| Jamestown | | | |
| 1501 | 1,089 | 118 | 1,207 |
| 1502 | 1,034 | 121 | 1,155 |
| Total: Jamestown | 2,123 | 239 | 2,362 |
| Middletown | | | |
| 1904 | 1,068 | 92 | 1,160 |
| 1905 | 728 | 58 | 786 |
| Total: Middletown | 1,796 | 150 | 1,946 |
| Statewide total for candidate: Deborah L. RUGGIERO | 3,919 | 389 | 4,308 |

Candidate Name: Anthony A. MASTROSTEFANO **Party Code: REP** **Year: 2012**

| Municipality/Precinct | Polling Place | Mail Ballot | Number of Votes |
|----------------------------------------------------------------|----------------------|--------------------|------------------------|
| Jamestown | | | |
| 1501 | 464 | 51 | 515 |
| 1502 | 529 | 38 | 567 |
| Total: Jamestown | 993 | 89 | 1,082 |
| Middletown | | | |
| 1904 | 440 | 59 | 499 |
| 1905 | 389 | 28 | 417 |
| Total: Middletown | 829 | 87 | 916 |
| Statewide total for candidate: Anthony A. MASTROSTEFANO | 1,822 | 176 | 1,998 |

QUESTION 1 - TWIN RIVER CASINO

| County | Approve | Reject |
|--------------------------|----------------|---------------|
| Bristol County | 15,898 | 6,936 |
| Barrington | 5,832 | 3,235 |
| Bristol | 6,743 | 2,565 |
| Warren | 3,323 | 1,136 |
| Kent County | 53,787 | 20,913 |
| Coventry | 11,283 | 4,400 |
| East Greenwich | 4,508 | 2,382 |
| Warwick | 28,185 | 10,161 |
| West Greenwich | 1,963 | 1,009 |
| West Warwick | 7,848 | 2,961 |
| Newport County | 22,903 | 13,900 |
| Jamestown | 2,068 | 1,337 |
| Little Compton | 1,240 | 819 |
| Middletown | 3,928 | 2,736 |
| Newport | 4,665 | 3,864 |
| Portsmouth | 5,599 | 3,316 |
| Tiverton | 5,403 | 1,828 |
| Providence County | 161,563 | 53,615 |
| Burrillville | 5,133 | 1,452 |
| Central Falls | 2,419 | 587 |
| Cranston | 24,363 | 8,178 |
| Cumberland | 12,363 | 3,390 |
| East Providence | 13,776 | 4,935 |
| Foster | 1,512 | 840 |
| Glocester | 3,475 | 1,383 |
| Johnston | 9,763 | 2,594 |
| Lincoln | 7,924 | 2,689 |
| North Providence | 11,153 | 2,860 |
| North Smithfield | 4,531 | 1,214 |
| Pawtucket | 15,834 | 4,800 |
| Providence | 28,923 | 12,464 |
| Scituate | 3,743 | 1,802 |
| Smithfield | 7,189 | 2,487 |
| Woonsocket | 9,462 | 1,940 |
| Washington County | 35,379 | 23,778 |
| Charlestown | 2,108 | 1,861 |
| Exeter | 1,914 | 1,273 |
| Hopkinton | 2,117 | 1,503 |
| Narragansett | 4,659 | 2,560 |
| New Shoreham | 472 | 433 |
| North Kingstown | 9,286 | 4,845 |
| Richmond | 2,014 | 1,496 |
| South Kingstown | 7,235 | 5,553 |
| Westerly | 5,574 | 4,254 |
| Statewide Total: | 289,530 | 119,142 |

QUESTION 1 - TWIN RIVER CASINO

| Municipality | Approve | Reject |
|-------------------------|----------------|----------------|
| Barrington | 5,832 | 3,235 |
| Bristol | 6,743 | 2,565 |
| Burrillville | 5,133 | 1,452 |
| Central Falls | 2,419 | 587 |
| Charlestown | 2,108 | 1,861 |
| Coventry | 11,283 | 4,400 |
| Cranston | 24,363 | 8,178 |
| Cumberland | 12,363 | 3,390 |
| East Greenwich | 4,508 | 2,382 |
| East Providence | 13,776 | 4,935 |
| Exeter | 1,914 | 1,273 |
| Foster | 1,512 | 840 |
| Glocester | 3,475 | 1,383 |
| Hopkinton | 2,117 | 1,503 |
| Jamestown | 2,068 | 1,337 |
| Johnston | 9,763 | 2,594 |
| Lincoln | 7,924 | 2,689 |
| Little Compton | 1,240 | 819 |
| Middletown | 3,928 | 2,736 |
| Narragansett | 4,659 | 2,560 |
| New Shoreham | 472 | 433 |
| Newport | 4,665 | 3,864 |
| North Kingstown | 9,286 | 4,845 |
| North Providence | 11,153 | 2,860 |
| North Smithfield | 4,531 | 1,214 |
| Pawtucket | 15,834 | 4,800 |
| Portsmouth | 5,599 | 3,316 |
| Providence | 28,923 | 12,464 |
| Richmond | 2,014 | 1,496 |
| Scituate | 3,743 | 1,802 |
| Smithfield | 7,189 | 2,487 |
| South Kingstown | 7,235 | 5,553 |
| Tiverton | 5,403 | 1,828 |
| Warren | 3,323 | 1,136 |
| Warwick | 28,185 | 10,161 |
| West Greenwich | 1,963 | 1,009 |
| West Warwick | 7,848 | 2,961 |
| Westerly | 5,574 | 4,254 |
| Woonsocket | 9,462 | 1,940 |
| Statewide Total: | 289,530 | 119,142 |

QUESTION 2 – NEWPORT GRAND

| County | Approve | Reject |
|--------------------------|----------------|---------------|
| Bristol County | 15,145 | 7,559 |
| Barrington | 5,550 | 3,496 |
| Bristol | 6,432 | 2,805 |
| Warren | 3,163 | 1,258 |
| Kent County | 50,391 | 23,553 |
| Coventry | 10,597 | 4,963 |
| East Greenwich | 4,289 | 2,566 |
| Warwick | 26,289 | 11,626 |
| West Greenwich | 1,842 | 1,104 |
| West Warwick | 7,374 | 3,294 |
| Newport County | 21,115 | 15,818 |
| Jamestown | 1,944 | 1,463 |
| Little Compton | 1,202 | 852 |
| Middletown | 3,539 | 3,161 |
| Newport | 4,071 | 4,578 |
| Portsmouth | 5,071 | 3,837 |
| Tiverton | 5,288 | 1,927 |
| Providence County | 147,328 | 62,783 |
| Burrillville | 4,722 | 1,781 |
| Central Falls | 2,067 | 744 |
| Cranston | 22,556 | 9,436 |
| Cumberland | 11,308 | 4,159 |
| East Providence | 12,777 | 5,592 |
| Foster | 1,432 | 897 |
| Glocester | 3,225 | 1,581 |
| Johnston | 8,886 | 3,194 |
| Lincoln | 7,124 | 3,226 |
| North Providence | 10,156 | 3,485 |
| North Smithfield | 4,118 | 1,527 |
| Pawtucket | 14,562 | 5,770 |
| Providence | 25,791 | 13,857 |
| Scituate | 3,552 | 1,945 |
| Smithfield | 6,680 | 2,866 |
| Woonsocket | 8,372 | 2,723 |
| Washington County | 33,840 | 24,981 |
| Charlestown | 2,019 | 1,932 |
| Exeter | 1,853 | 1,320 |
| Hopkinton | 2,011 | 1,581 |
| Narragansett | 4,515 | 2,661 |
| New Shoreham | 458 | 449 |
| North Kingstown | 8,918 | 5,168 |
| Richmond | 1,929 | 1,557 |
| South Kingstown | 6,912 | 5,803 |
| Westerly | 5,225 | 4,510 |
| Statewide Total: | 267,819 | 134,694 |

QUESTION 2 – NEWPORT GRAND

| Municipality | Approve | Reject |
|-------------------------|----------------|----------------|
| Barrington | 5,550 | 3,496 |
| Bristol | 6,432 | 2,805 |
| Burrillville | 4,722 | 1,781 |
| Central Falls | 2,067 | 744 |
| Charlestown | 2,019 | 1,932 |
| Coventry | 10,597 | 4,963 |
| Cranston | 22,556 | 9,436 |
| Cumberland | 11,308 | 4,159 |
| East Greenwich | 4,289 | 2,566 |
| East Providence | 12,777 | 5,592 |
| Exeter | 1,853 | 1,320 |
| Foster | 1,432 | 897 |
| Glocester | 3,225 | 1,581 |
| Hopkinton | 2,011 | 1,581 |
| Jamestown | 1,944 | 1,463 |
| Johnston | 8,886 | 3,194 |
| Lincoln | 7,124 | 3,226 |
| Little Compton | 1,202 | 852 |
| Middletown | 3,539 | 3,161 |
| Narragansett | 4,515 | 2,661 |
| New Shoreham | 458 | 449 |
| Newport | 4,071 | 4,578 |
| North Kingstown | 8,918 | 5,168 |
| North Providence | 10,156 | 3,485 |
| North Smithfield | 4,118 | 1,527 |
| Pawtucket | 14,562 | 5,770 |
| Portsmouth | 5,071 | 3,837 |
| Providence | 25,791 | 13,857 |
| Richmond | 1,929 | 1,557 |
| Scituate | 3,552 | 1,945 |
| Smithfield | 6,680 | 2,866 |
| South Kingstown | 6,912 | 5,803 |
| Tiverton | 5,288 | 1,927 |
| Warren | 3,163 | 1,258 |
| Warwick | 26,289 | 11,626 |
| West Greenwich | 1,842 | 1,104 |
| West Warwick | 7,374 | 3,294 |
| Westerly | 5,225 | 4,510 |
| Woonsocket | 8,372 | 2,723 |
| Statewide Total: | 267,819 | 134,694 |

QUESTION 3 – HIGHER EDUCATION FACILITIES

| County | Approve | Reject |
|--------------------------|----------------|---------------|
| Bristol County | 15,004 | 7,186 |
| Barrington | 6,301 | 2,606 |
| Bristol | 5,882 | 3,089 |
| Warren | 2,821 | 1,491 |
| Kent County | 44,925 | 27,617 |
| Coventry | 8,749 | 6,498 |
| East Greenwich | 4,080 | 2,648 |
| Warwick | 24,166 | 13,044 |
| West Greenwich | 1,599 | 1,298 |
| West Warwick | 6,331 | 4,129 |
| Newport County | 21,685 | 14,144 |
| Jamestown | 2,159 | 1,153 |
| Little Compton | 1,199 | 805 |
| Middletown | 3,834 | 2,706 |
| Newport | 5,609 | 2,703 |
| Portsmouth | 5,048 | 3,611 |
| Tiverton | 3,836 | 3,166 |
| Providence County | 144,947 | 63,239 |
| Burrillville | 3,637 | 2,752 |
| Central Falls | 2,377 | 529 |
| Cranston | 21,445 | 10,001 |
| Cumberland | 9,991 | 5,166 |
| East Providence | 12,580 | 5,446 |
| Foster | 1,254 | 1,023 |
| Glocester | 2,629 | 2,077 |
| Johnston | 7,929 | 3,824 |
| Lincoln | 6,896 | 3,352 |
| North Providence | 9,683 | 3,688 |
| North Smithfield | 3,066 | 2,447 |
| Pawtucket | 14,341 | 5,482 |
| Providence | 33,421 | 7,418 |
| Scituate | 3,288 | 2,177 |
| Smithfield | 6,128 | 3,271 |
| Woonsocket | 6,282 | 4,586 |
| Washington County | 35,746 | 21,795 |
| Charlestown | 2,410 | 1,508 |
| Exeter | 1,707 | 1,391 |
| Hopkinton | 1,905 | 1,605 |
| Narragansett | 4,553 | 2,433 |
| New Shoreham | 663 | 247 |
| North Kingstown | 8,408 | 5,364 |
| Richmond | 1,902 | 1,522 |
| South Kingstown | 8,190 | 4,269 |
| Westerly | 6,008 | 3,456 |
| Statewide Total: | 262,307 | 133,981 |

QUESTION 3 – HIGHER EDUCATION FACILITIES

| Municipality | Approve | Reject |
|-------------------------|----------------|----------------|
| Barrington | 6,301 | 2,606 |
| Bristol | 5,882 | 3,089 |
| Burrillville | 3,637 | 2,752 |
| Central Falls | 2,377 | 529 |
| Charlestown | 2,410 | 1,508 |
| Coventry | 8,749 | 6,498 |
| Cranston | 21,445 | 10,001 |
| Cumberland | 9,991 | 5,166 |
| East Greenwich | 4,080 | 2,648 |
| East Providence | 12,580 | 5,446 |
| Exeter | 1,707 | 1,391 |
| Foster | 1,254 | 1,023 |
| Glocester | 2,629 | 2,077 |
| Hopkinton | 1,905 | 1,605 |
| Jamestown | 2,159 | 1,153 |
| Johnston | 7,929 | 3,824 |
| Lincoln | 6,896 | 3,352 |
| Little Compton | 1,199 | 805 |
| Middletown | 3,834 | 2,706 |
| Narragansett | 4,553 | 2,433 |
| New Shoreham | 663 | 247 |
| Newport | 5,609 | 2,703 |
| North Kingstown | 8,408 | 5,364 |
| North Providence | 9,683 | 3,688 |
| North Smithfield | 3,066 | 2,447 |
| Pawtucket | 14,341 | 5,482 |
| Portsmouth | 5,048 | 3,611 |
| Providence | 33,421 | 7,418 |
| Richmond | 1,902 | 1,522 |
| Scituate | 3,288 | 2,177 |
| Smithfield | 6,128 | 3,271 |
| South Kingstown | 8,190 | 4,269 |
| Tiverton | 3,836 | 3,166 |
| Warren | 2,821 | 1,491 |
| Warwick | 24,166 | 13,044 |
| West Greenwich | 1,599 | 1,298 |
| West Warwick | 6,331 | 4,129 |
| Westerly | 6,008 | 3,456 |
| Woonsocket | 6,282 | 4,586 |
| Statewide Total: | 262,307 | 133,981 |

QUESTION 4 – VETERANS'S HOME BONDS

| County | Approve | Reject |
|--------------------------|----------------|---------------|
| Bristol County | 17,164 | 5,053 |
| Barrington | 6,548 | 2,303 |
| Bristol | 7,202 | 1,859 |
| Warren | 3,414 | 891 |
| Kent County | 55,609 | 16,885 |
| Coventry | 11,485 | 3,743 |
| East Greenwich | 4,605 | 2,099 |
| Warwick | 29,271 | 7,910 |
| West Greenwich | 2,150 | 753 |
| West Warwick | 8,098 | 2,380 |
| Newport County | 27,313 | 8,431 |
| Jamestown | 2,503 | 814 |
| Little Compton | 1,493 | 493 |
| Middletown | 4,920 | 1,592 |
| Newport | 6,623 | 1,662 |
| Portsmouth | 6,528 | 2,135 |
| Tiverton | 5,246 | 1,735 |
| Providence County | 160,823 | 44,696 |
| Burrillville | 4,758 | 1,579 |
| Central Falls | 2,313 | 449 |
| Cranston | 23,848 | 7,339 |
| Cumberland | 11,624 | 3,477 |
| East Providence | 14,237 | 3,585 |
| Foster | 1,655 | 615 |
| Glocester | 3,433 | 1,278 |
| Johnston | 9,192 | 2,507 |
| Lincoln | 7,760 | 2,438 |
| North Providence | 10,740 | 2,535 |
| North Smithfield | 3,918 | 1,618 |
| Pawtucket | 16,693 | 3,664 |
| Providence | 31,662 | 6,987 |
| Scituate | 3,989 | 1,434 |
| Smithfield | 7,119 | 2,213 |
| Woonsocket | 7,882 | 2,978 |
| Washington County | 43,378 | 14,065 |
| Charlestown | 3,044 | 867 |
| Exeter | 2,282 | 840 |
| Hopkinton | 2,661 | 875 |
| Narragansett | 5,312 | 1,642 |
| New Shoreham | 757 | 142 |
| North Kingstown | 9,904 | 3,815 |
| Richmond | 2,562 | 870 |
| South Kingstown | 9,417 | 2,992 |
| Westerly | 7,439 | 2,022 |
| Statewide Total: | 304,287 | 89,130 |

QUESTION 4 – VETERAN'S HOME BONDS

| Municipality | Approve | Reject |
|-------------------------|----------------|---------------|
| Barrington | 6,548 | 2,303 |
| Bristol | 7,202 | 1,859 |
| Burrillville | 4,758 | 1,579 |
| Central Falls | 2,313 | 449 |
| Charlestown | 3,044 | 867 |
| Coventry | 11,485 | 3,743 |
| Cranston | 23,848 | 7,339 |
| Cumberland | 11,624 | 3,477 |
| East Greenwich | 4,605 | 2,099 |
| East Providence | 14,237 | 3,585 |
| Exeter | 2,282 | 840 |
| Foster | 1,655 | 615 |
| Glocester | 3,433 | 1,278 |
| Hopkinton | 2,661 | 875 |
| Jamestown | 2,503 | 814 |
| Johnston | 9,192 | 2,507 |
| Lincoln | 7,760 | 2,438 |
| Little Compton | 1,493 | 493 |
| Middletown | 4,920 | 1,592 |
| Narragansett | 5,312 | 1,642 |
| New Shoreham | 757 | 142 |
| Newport | 6,623 | 1,662 |
| North Kingstown | 9,904 | 3,815 |
| North Providence | 10,740 | 2,535 |
| North Smithfield | 3,918 | 1,618 |
| Pawtucket | 16,693 | 3,664 |
| Portsmouth | 6,528 | 2,135 |
| Providence | 31,662 | 6,987 |
| Richmond | 2,562 | 870 |
| Scituate | 3,989 | 1,434 |
| Smithfield | 7,119 | 2,213 |
| South Kingstown | 9,417 | 2,992 |
| Tiverton | 5,246 | 1,735 |
| Warren | 3,414 | 891 |
| Warwick | 29,271 | 7,910 |
| West Greenwich | 2,150 | 753 |
| West Warwick | 8,098 | 2,380 |
| Westerly | 7,439 | 2,022 |
| Woonsocket | 7,882 | 2,978 |
| Statewide Total: | 304,287 | 89,130 |

QUESTION 5 – CLEAN WATER BONDS

| County | Approve | Reject |
|--------------------------|----------------|---------------|
| Bristol County | 16,649 | 5,292 |
| Barrington | 7,034 | 1,813 |
| Bristol | 6,473 | 2,356 |
| Warren | 3,142 | 1,123 |
| Kent County | 51,008 | 20,755 |
| Coventry | 9,795 | 5,313 |
| East Greenwich | 4,819 | 1,879 |
| Warwick | 27,503 | 9,282 |
| West Greenwich | 1,785 | 1,083 |
| West Warwick | 7,106 | 3,198 |
| Newport County | 25,643 | 9,835 |
| Jamestown | 2,486 | 835 |
| Little Compton | 1,350 | 632 |
| Middletown | 4,706 | 1,754 |
| Newport | 6,656 | 1,617 |
| Portsmouth | 5,984 | 2,618 |
| Tiverton | 4,461 | 2,379 |
| Providence County | 154,654 | 50,476 |
| Burrillville | 4,103 | 2,192 |
| Central Falls | 2,373 | 481 |
| Cranston | 22,948 | 8,080 |
| Cumberland | 10,920 | 4,037 |
| East Providence | 13,631 | 4,042 |
| Foster | 1,406 | 835 |
| Glocester | 2,897 | 1,751 |
| Johnston | 8,405 | 3,164 |
| Lincoln | 7,346 | 2,742 |
| North Providence | 9,834 | 3,183 |
| North Smithfield | 3,450 | 2,016 |
| Pawtucket | 15,449 | 4,219 |
| Providence | 34,886 | 5,414 |
| Scituate | 3,371 | 2,014 |
| Smithfield | 6,535 | 2,764 |
| Woonsocket | 7,100 | 3,542 |
| Washington County | 41,376 | 15,739 |
| Charlestown | 2,735 | 1,160 |
| Exeter | 1,888 | 1,172 |
| Hopkinton | 2,164 | 1,287 |
| Narragansett | 5,295 | 1,631 |
| New Shoreham | 721 | 174 |
| North Kingstown | 10,119 | 3,622 |
| Richmond | 2,214 | 1,185 |
| South Kingstown | 9,465 | 2,917 |
| Westerly | 6,775 | 2,591 |
| Statewide Total: | 289,330 | 102,097 |

QUESTION 5 – CLEAN WATER BONDS

| Municipality | Approve | Reject |
|-------------------------|----------------|----------------|
| Barrington | 7,034 | 1,813 |
| Bristol | 6,473 | 2,356 |
| Burrillville | 4,103 | 2,192 |
| Central Falls | 2,373 | 481 |
| Charlestown | 2,735 | 1,160 |
| Coventry | 9,795 | 5,313 |
| Cranston | 22,948 | 8,080 |
| Cumberland | 10,920 | 4,037 |
| East Greenwich | 4,819 | 1,879 |
| East Providence | 13,631 | 4,042 |
| Exeter | 1,888 | 1,172 |
| Foster | 1,406 | 835 |
| Glocester | 2,897 | 1,751 |
| Hopkinton | 2,164 | 1,287 |
| Jamestown | 2,486 | 835 |
| Johnston | 8,405 | 3,164 |
| Lincoln | 7,346 | 2,742 |
| Little Compton | 1,350 | 632 |
| Middletown | 4,706 | 1,754 |
| Narragansett | 5,295 | 1,631 |
| New Shoreham | 721 | 174 |
| Newport | 6,656 | 1,617 |
| North Kingstown | 10,119 | 3,622 |
| North Providence | 9,834 | 3,183 |
| North Smithfield | 3,450 | 2,016 |
| Pawtucket | 15,449 | 4,219 |
| Portsmouth | 5,984 | 2,618 |
| Providence | 34,886 | 5,414 |
| Richmond | 2,214 | 1,185 |
| Scituate | 3,371 | 2,014 |
| Smithfield | 6,535 | 2,764 |
| South Kingstown | 9,465 | 2,917 |
| Tiverton | 4,461 | 2,379 |
| Warren | 3,142 | 1,123 |
| Warwick | 27,503 | 9,282 |
| West Greenwich | 1,785 | 1,083 |
| West Warwick | 7,106 | 3,198 |
| Westerly | 6,775 | 2,591 |
| Woonsocket | 7,100 | 3,542 |
| Statewide Total: | 289,330 | 102,097 |

QUESTION 6 – ENVIRONMENTAL MANAGEMENT BONDS

| County | Approve | Reject |
|--------------------------|----------------|---------------|
| Bristol County | 15,861 | 6,254 |
| Barrington | 6,570 | 2,343 |
| Bristol | 6,255 | 2,651 |
| Warren | 3,036 | 1,260 |
| Kent County | 48,710 | 23,701 |
| Coventry | 9,467 | 5,764 |
| East Greenwich | 4,497 | 2,213 |
| Warwick | 26,321 | 10,838 |
| West Greenwich | 1,843 | 1,049 |
| West Warwick | 6,582 | 3,837 |
| Newport County | 24,796 | 10,970 |
| Jamestown | 2,544 | 814 |
| Little Compton | 1,381 | 627 |
| Middletown | 4,350 | 2,157 |
| Newport | 6,379 | 1,935 |
| Portsmouth | 5,791 | 2,918 |
| Tiverton | 4,351 | 2,519 |
| Providence County | 146,809 | 61,740 |
| Burrillville | 3,940 | 2,449 |
| Central Falls | 2,436 | 652 |
| Cranston | 20,995 | 10,076 |
| Cumberland | 10,096 | 4,940 |
| East Providence | 12,534 | 5,261 |
| Foster | 1,536 | 763 |
| Glocester | 3,057 | 1,668 |
| Johnston | 7,721 | 3,927 |
| Lincoln | 6,829 | 3,322 |
| North Providence | 9,126 | 4,031 |
| North Smithfield | 3,273 | 2,242 |
| Pawtucket | 14,767 | 5,615 |
| Providence | 34,637 | 7,180 |
| Scituate | 3,439 | 1,964 |
| Smithfield | 6,073 | 3,282 |
| Woonsocket | 6,350 | 4,368 |
| Washington County | 40,748 | 16,994 |
| Charlestown | 2,780 | 1,136 |
| Exeter | 2,045 | 1,082 |
| Hopkinton | 2,351 | 1,179 |
| Narragansett | 5,091 | 1,927 |
| New Shoreham | 735 | 172 |
| North Kingstown | 9,634 | 4,214 |
| Richmond | 2,357 | 1,068 |
| South Kingstown | 9,389 | 3,161 |
| Westerly | 6,366 | 3,055 |
| Statewide Total: | 276,924 | 119,659 |

QUESTION 6 – ENVIRONMENTAL MANAGEMENT BONDS

| Municipality | Approve | Reject |
|-------------------------|----------------|----------------|
| Barrington | 6,570 | 2,343 |
| Bristol | 6,255 | 2,651 |
| Burrillville | 3,940 | 2,449 |
| Central Falls | 2,436 | 652 |
| Charlestown | 2,780 | 1,136 |
| Coventry | 9,467 | 5,764 |
| Cranston | 20,995 | 10,076 |
| Cumberland | 10,096 | 4,940 |
| East Greenwich | 4,497 | 2,213 |
| East Providence | 12,534 | 5,261 |
| Exeter | 2,045 | 1,082 |
| Foster | 1,536 | 763 |
| Glocester | 3,057 | 1,668 |
| Hopkinton | 2,351 | 1,179 |
| Jamestown | 2,544 | 814 |
| Johnston | 7,721 | 3,927 |
| Lincoln | 6,829 | 3,322 |
| Little Compton | 1,381 | 627 |
| Middletown | 4,350 | 2,157 |
| Narragansett | 5,091 | 1,927 |
| New Shoreham | 735 | 172 |
| Newport | 6,379 | 1,935 |
| North Kingstown | 9,634 | 4,214 |
| North Providence | 9,126 | 4,031 |
| North Smithfield | 3,273 | 2,242 |
| Pawtucket | 14,767 | 5,615 |
| Portsmouth | 5,791 | 2,918 |
| Providence | 34,637 | 7,180 |
| Richmond | 2,357 | 1,068 |
| Scituate | 3,439 | 1,964 |
| Smithfield | 6,073 | 3,282 |
| South Kingstown | 9,389 | 3,161 |
| Tiverton | 4,351 | 2,519 |
| Warren | 3,036 | 1,260 |
| Warwick | 26,321 | 10,838 |
| West Greenwich | 1,843 | 1,049 |
| West Warwick | 6,582 | 3,837 |
| Westerly | 6,366 | 3,055 |
| Woonsocket | 6,350 | 4,368 |
| Statewide Total: | 276,924 | 119,659 |

QUESTION 7 – CAPITAL IMPROVEMENT PROJECTS

| County | Approve | Reject |
|--------------------------|----------------|---------------|
| Bristol County | 12,205 | 10,027 |
| Barrington | 4,127 | 4,817 |
| Bristol | 5,342 | 3,587 |
| Warren | 2,736 | 1,623 |
| Kent County | 44,485 | 28,635 |
| Coventry | 8,367 | 7,005 |
| East Greenwich | 3,608 | 3,061 |
| Warwick | 24,609 | 13,016 |
| West Greenwich | 1,376 | 1,478 |
| West Warwick | 6,525 | 4,075 |
| Newport County | 20,665 | 15,294 |
| Jamestown | 2,086 | 1,273 |
| Little Compton | 1,137 | 881 |
| Middletown | 3,779 | 2,762 |
| Newport | 5,301 | 3,080 |
| Portsmouth | 4,751 | 3,974 |
| Tiverton | 3,611 | 3,324 |
| Providence County | 135,896 | 74,459 |
| Burrillville | 3,384 | 3,045 |
| Central Falls | 2,540 | 587 |
| Cranston | 19,677 | 11,594 |
| Cumberland | 8,278 | 6,918 |
| East Providence | 12,135 | 5,972 |
| Foster | 1,126 | 1,166 |
| Glocester | 2,381 | 2,346 |
| Johnston | 7,333 | 4,574 |
| Lincoln | 5,858 | 4,424 |
| North Providence | 8,856 | 4,582 |
| North Smithfield | 2,576 | 2,999 |
| Pawtucket | 14,460 | 5,976 |
| Providence | 33,855 | 8,085 |
| Scituate | 2,667 | 2,740 |
| Smithfield | 4,999 | 4,401 |
| Woonsocket | 5,771 | 5,050 |
| Washington County | 32,881 | 24,998 |
| Charlestown | 2,204 | 1,713 |
| Exeter | 1,552 | 1,542 |
| Hopkinton | 1,853 | 1,694 |
| Narragansett | 4,071 | 2,974 |
| New Shoreham | 648 | 258 |
| North Kingstown | 7,276 | 6,593 |
| Richmond | 1,794 | 1,602 |
| South Kingstown | 7,638 | 4,936 |
| Westerly | 5,845 | 3,686 |
| Statewide Total: | 246,132 | 153,413 |

QUESTION 7 – CAPITAL IMPROVEMENT PROJECTS

| Municipality | Approve | Reject |
|-------------------------|----------------|----------------|
| Barrington | 4,127 | 4,817 |
| Bristol | 5,342 | 3,587 |
| Burrillville | 3,384 | 3,045 |
| Central Falls | 2,540 | 587 |
| Charlestown | 2,204 | 1,713 |
| Coventry | 8,367 | 7,005 |
| Cranston | 19,677 | 11,594 |
| Cumberland | 8,278 | 6,918 |
| East Greenwich | 3,608 | 3,061 |
| East Providence | 12,135 | 5,972 |
| Exeter | 1,552 | 1,542 |
| Foster | 1,126 | 1,166 |
| Glocester | 2,381 | 2,346 |
| Hopkinton | 1,853 | 1,694 |
| Jamestown | 2,086 | 1,273 |
| Johnston | 7,333 | 4,574 |
| Lincoln | 5,858 | 4,424 |
| Little Compton | 1,137 | 881 |
| Middletown | 3,779 | 2,762 |
| Narragansett | 4,071 | 2,974 |
| New Shoreham | 648 | 258 |
| Newport | 5,301 | 3,080 |
| North Kingstown | 7,276 | 6,593 |
| North Providence | 8,856 | 4,582 |
| North Smithfield | 2,576 | 2,999 |
| Pawtucket | 14,460 | 5,976 |
| Portsmouth | 4,751 | 3,974 |
| Providence | 33,855 | 8,085 |
| Richmond | 1,794 | 1,602 |
| Scituate | 2,667 | 2,740 |
| Smithfield | 4,999 | 4,401 |
| South Kingstown | 7,638 | 4,936 |
| Tiverton | 3,611 | 3,324 |
| Warren | 2,736 | 1,623 |
| Warwick | 24,609 | 13,016 |
| West Greenwich | 1,376 | 1,478 |
| West Warwick | 6,525 | 4,075 |
| Westerly | 5,845 | 3,686 |
| Woonsocket | 5,771 | 5,050 |
| Statewide Total: | 246,132 | 153,413 |

11/06/2012 General Election Write-In Votes

NOTE: RIGL 17-22-7(d) requires this document to list only those write-ins receiving 5 or more votes.

Federal Offices

President of the United States

Ron Paul - 617 Votes
Hillary Clinton - 64 Votes
Mickey Mouse - 14 Votes

Senator in Congress

Nobody - 37 Votes
Ron Paul - 7 Votes

First Congressional District

Anyone Else - 8 Votes
Mickey Mouse - 6 Votes

Second Congressional District

None - 25 Votes

Senator In the General Assembly

Senate District 3

Mary Ellen Butke - 29 Votes
Elaine Goldstein - 8 Votes

Senate District 5

Maura Kelley - 23 Votes

Senate District 9

Michael Pinga - 180 Votes

Senate District 10

Mickey Mouse - 6 Votes

Senate District 12

Alexandra Kollanta - 19 Votes
Bruce Long - 6 Votes
Mickey Mouse - 5 Votes
Ron Paul - 5 Votes

Senate District 14

Robert DaSilva - 45 Votes

Senate District 18

Mickey Mouse - 8 Votes

Senate District 20

Jon Brien – 13 Votes

Senate District 24

Jon Brien - 27

Senate District 29

Laura Pisaturo - 63 Votes
Mickey Mouse - 20 Votes
Anybody Else - 16 Votes
Lisa Pisaturo - 5 Votes

Senate District 31

Anyone Else - 16 Votes
Mickey Mouse - 13 Votes

Senate District 32

Nickname - 26 Votes
Felag - 5 Votes
Philip Rizzuto - 5 Votes

Senate District 33

David Gorman - 8 Votes
Mickey Mouse - 5 Votes

Representative In the General Assembly

Representative District 16

Mickey Mouse - 13 Votes
Anyone Else - 10 Votes
Michelle Burgin - 9 Votes

Representative District 17

Peter Tonk - 5 Votes

Representative District 19

Mickey Mouse - 6 Votes
Donald Duck - 5 Votes

Representative District 20

Al Gemma - 16 Votes

Representative District 21

Anyone Else - 10 Votes

Representative District 24

Anybody Else - 13 Votes
Mickey Mouse - 12 Votes

Representative District 32

Sharon Gamba - 10 Votes

Representative District 45

Rene Menard - 33 Votes

Representative District 49

Jon Brien – 24 Votes

Representative District 50

Jon Brien - 919 Votes

Representative District 51

Jon Brien - 27

Representative District 52

Gus Uht - 21 Votes

Representative District 54

David J. Pellegrino - 5 Votes

Representative District 55

Mickey Mouse - 8 Votes

Representative District 58

Carlos Tobon - 88 Votes

Representative District 59

John Acan - 6 Votes

Representative District 65

Tim Chapman - 8 Votes

Representative District 71

John Perkins - 5 Votes

| Election Year | 1988 | 1990 | 1992 | 1994 | 1996 | 1998 | 2000 | 2002 | 2004 | 2006 | 2008 | 2010 | 2012 |
|-------------------------------------------------------------------------------------------------------------------------------------------------------|-----------------|-------------|-----------------|-------------|--------------|-------------|-----------------|-------------|---------------|-------------|--------------|-------------|-------------|
| CANDIDATES: | | | | | | | | | | | | | |
| President:** | | | | | | | | | | | | | |
| Democrat | Dukakis/Bentsen | | Clinton/Gore | | Clinton/Gore | | Gore/Lieberman | | Kerry/Edwards | | Obama/Biden | | Obama |
| Republican | Bush/Quayle | | Bush/Quayle | | Dole/Kemp | | Bush/Cheney | | Bush/Cheney | | McCain/Palin | | Romney |
| Reform | | | Perot/Stockdale | | Perot/Choate | | Buchanan/Foster | | | | | | |
| Green | | | | | | | Nader/LaDuke | | | | | | |
| Other | | | | | | | | | | | | | |
| Governor:** | | | | | | | | | | | | | |
| Democrat | Sundlun | Sundlun | Sundlun | York | | York | | York | | Fogarty | | Caprio | |
| Republican | DiPrete | DiPrete | Leonard | Almond | | Almond | | Cacieri | | Carcieri | | Robitaille | |
| Cool Moose | | | | Healey | | Healey | | | | | | | |
| Moderate | | | | | | | | | | | | Block | |
| Independent | | | | | | | | | | | | Chafee | |
| Other | | | | | | | | | | | | | |
| ** Candidates who received less than 5% in Rhode Island are not listed unless they are the nominee of a "recognized" political party in Rhode Island. | | | | | | | | | | | | | |
| STATEWIDE ELIGIBILITY & VOTER TURNOUT: | | | | | | | | | | | | | |
| ELIGIBLE | 548,758 | 536,773 | 554,664 | 552,638 | 602,692 | 632,955 | 671,612 | 672,950 | 709,050 | 682,344 | 701,307 | 706,161 | 725,309 |
| TURNOUT | 385,027 | 356,588 | 424,818 | 361,377 | 390,247 | 309,835 | 412,074 | 337,027 | 440,372 | 392,882 | 475,428 | 345,878 | 450,030 |
| PERCENT | 70% | 66% | 76% | 67% | 65% | 49% | 61% | 50% | 62% | 58% | 68% | 49% | 62% |
| | | | | | (1) | | | | | | | | |
| Election Year | 1988 | 1990 | 1992 | 1994 | 1996 | 1998 | 2000 | 2002 | 2004 | 2006 | 2008 | 2010 | 2012 |
| Barrington | | | | | | | | | | | | | |
| Eligible | 11,419 | 10,747 | 11,142 | 11,553 | 12,390 | 13,049 | 13,655 | 12,603 | 13,586 | 13,585 | 13,623 | 14,134 | 13,929 |
| Turnout | 8,346 | 7,526 | 8,954 | 7,488 | 8,366 | 6,625 | 9,116 | 7,513 | 9,520 | 8,445 | 9,938 | 7,877 | 9,623 |
| Percent | 73% | 70% | 80% | 65% | 68% | 51% | 67% | 60% | 70% | | 62% | 56% | 69% |
| Bristol | | | | | | | | | | | | | |
| Eligible | 11,089 | 11,296 | 11,166 | 11,808 | 12,823 | 13,438 | 14,820 | 14,669 | 16,695 | 16,271 | 17,155 | 15,549 | 16,026 |
| Turnout | 7,803 | 7,703 | 9,384 | 7,722 | 8,770 | 6,589 | 9,616 | 7,386 | 10,528 | 8,765 | 10,961 | 8,160 | 10,348 |
| Percent | 70% | 68% | 84% | 65% | 68% | 49% | 65% | 50% | 63% | | 54% | 52% | 65% |
| Burrillville | | | | | | | | | | | | | |
| Eligible | 7,815 | 7,186 | 7,697 | 7,885 | 8,712 | 9,320 | 9,867 | 9,888 | 10,717 | 10,979 | 11,426 | 11,385 | 11,964 |
| Turnout | 4,860 | 4,943 | 5,941 | 4,957 | 5,410 | 4,078 | 5,900 | 4,642 | 6,384 | 5,775 | 7,135 | 5,505 | 6,962 |
| Percent | 62% | 69% | 77% | 63% | 62% | 44% | 60% | 47% | 60% | | 53% | 48% | 58% |
| Central Falls | | | | | | | | | | | | | |
| Eligible | 6,780 | 6,376 | 6,004 | 5,505 | 6,788 | 7,021 | 6,857 | 5,758 | 6,177 | 6,191 | 6,394 | 6,857 | 7,731 |
| Turnout | 4,275 | 3,443 | 3,654 | 3,042 | 3,553 | 2,507 | 3,524 | 2,483 | 3,526 | 2,733 | 3,938 | 2,196 | 4,040 |
| Percent | 63% | 54% | 60% | 55% | 52% | 36% | 51% | 43% | 57% | 44% | 62% | 32% | 52% |
| Charlestown | | | | | | | | | | | | | |
| Eligible | 3,779 | 4,007 | 3,964 | 3,991 | 4,596 | 5,009 | 5,718 | 5,829 | 6,265 | 6,220 | 5,910 | 6,113 | 6,209 |
| Turnout | 2,508 | 2,297 | 3,078 | 2,665 | 3,037 | 2,519 | 3,662 | 3,158 | 4,223 | 3,859 | 4,496 | 3,299 | 4,216 |
| Percent | 66% | 57% | 77% | 67% | 66% | 50% | 64% | 54% | 67% | 62% | 76% | 54% | 68% |
| Coventry | | | | | | | | | | | | | |
| Eligible | 16,450 | 16,046 | 17,311 | 17,335 | 19,205 | 20,344 | 21,837 | 21,413 | 23,121 | 22,072 | 23,127 | 23,935 | 24,222 |
| Turnout | 12,271 | 11,362 | 14,173 | 12,551 | 13,629 | 10,458 | 14,652 | 11,946 | 16,040 | 15,184 | 17,468 | 13,132 | 16,629 |
| Percent | 74% | 71% | 81% | 72% | 71% | 51% | 67% | 56% | 69% | 69% | 76% | 55% | 69% |

| Election Year | 1988 | 1990 | 1992 | 1994 | 1996 | 1998 | 2000 | 2002 | 2004 | 2006 | 2008 | 2010 | 2012 |
|------------------------|--------|--------|--------|--------|--------|--------|--------|--------|--------|--------|--------|--------|--------|
| Cranston | | | | | | | | | | | | | |
| Eligible | 48,501 | 49,810 | 52,176 | 46,848 | 49,793 | 51,833 | 52,526 | 52,292 | 54,971 | 53,928 | 52,389 | 53,313 | 54,262 |
| Turnout | 35,468 | 33,445 | 37,998 | 33,644 | 34,058 | 28,516 | 33,937 | 29,297 | 35,681 | 32,793 | 37,617 | 27,752 | 35,274 |
| Percent | 73% | 67% | 72% | 72% | 68% | 55% | 65% | 56% | 65% | 61% | 72% | 52% | 65% |
| Cumberland | | | | | | | | | | | | | |
| Eligible | 16,838 | 16,993 | 17,213 | 18,361 | 19,575 | 20,523 | 22,027 | 22,453 | 24,665 | 25,122 | 25,001 | 25,893 | 24,944 |
| Turnout | 12,671 | 12,421 | 14,517 | 12,556 | 13,731 | 10,356 | 14,652 | 11,754 | 16,079 | 14,298 | 17,165 | 13,162 | 16,851 |
| Percent | 75% | 73% | 84% | 68% | 70% | 51% | 67% | 52% | 65% | 57% | 69% | 51% | 68% |
| East Greenwich | | | | | | | | | | | | | |
| Eligible | 8,071 | 8,159 | 7,944 | 8,232 | 9,110 | 9,335 | 10,853 | 9,986 | 10,599 | 9,811 | 10,210 | 10,637 | 10,733 |
| Turnout | 5,638 | 5,151 | 6,448 | 5,377 | 6,062 | 4,756 | 6,501 | 5,855 | 7,162 | 6,696 | 7,675 | 6,010 | 7,332 |
| Percent | 69% | 63% | 81% | 65% | 67% | 51% | 60% | 59% | 68% | 68% | 75% | 57% | 68% |
| East Providence | | | | | | | | | | | | | |
| Eligible | 26,184 | 24,785 | 25,046 | 25,671 | 28,190 | 29,208 | 29,862 | 26,485 | 28,917 | 28,905 | 30,308 | 31,144 | 32,515 |
| Turnout | 19,073 | 16,876 | 21,070 | 17,556 | 19,385 | 15,385 | 19,426 | 15,862 | 20,526 | 18,250 | 22,230 | 16,012 | 20,451 |
| Percent | 72% | 68% | 84% | 68% | 69% | 53% | 65% | 60% | 71% | 63% | 73% | 51% | 63% |
| Exeter | | | | | | | | | | | | | |
| Eligible | 2,912 | 3,098 | 3,133 | 3,268 | 3,582 | 3,784 | 4,064 | 3,963 | 3,942 | 28,905 | 4,289 | 4,667 | 4,880 |
| Turnout | 1,978 | 1,928 | 2,535 | 2,208 | 2,315 | 1,841 | 2,680 | 2,308 | 3,046 | 18,250 | 3,315 | 2,600 | 3,404 |
| Percent | 67% | 62% | 80% | 68% | 65% | 49% | 66% | 58% | 77% | 63% | 77% | 56% | 70% |
| Foster | | | | | | | | | | | | | |
| Eligible | 2,308 | 2,432 | 2,395 | 2,515 | 2,571 | 2,648 | 2,754 | 3,054 | 3,383 | 4,002 | 3,422 | 3,623 | 3,798 |
| Turnout | 1,695 | 1,696 | 2,049 | 1,780 | 2,004 | 1,699 | 2,095 | 1,817 | 2,430 | 2,878 | 2,595 | 2,089 | 2,463 |
| Percent | 73% | 70% | 85% | 71% | 78% | 64% | 76% | 59% | 72% | 72% | 76% | 58% | 65% |
| Glocester | | | | | | | | | | | | | |
| Eligible | 5,418 | 5,552 | 5,165 | 5,363 | 5,824 | 6,209 | 6,635 | 6,691 | 7,281 | 3,223 | 7,523 | 7,978 | 7,948 |
| Turnout | 3,564 | 3,308 | 4,331 | 3,564 | 3,920 | 3,207 | 4,324 | 3,554 | 4,920 | 2,300 | 5,334 | 4,207 | 5,083 |
| Percent | 65% | 60% | 83% | 67% | 67% | 52% | 65% | 53% | 68% | 71% | 71% | 53% | 64% |
| Hopkinton | | | | | | | | | | | | | |
| Eligible | 3,500 | 3,987 | 4,036 | 4,040 | 4,426 | 4,808 | 4,970 | 5,272 | 5,686 | 7,130 | 6,409 | 6,221 | 5,753 |
| Turnout | 2,547 | 2,305 | 2,988 | 2,416 | 2,954 | 2,155 | 3,152 | 2,406 | 3,567 | 4,520 | 4,077 | 2,892 | 3,910 |
| Percent | 72% | 58% | 74% | 60% | 67% | 49% | 63% | 46% | 63% | 63% | 64% | 46% | 68% |
| Jamestown | | | | | | | | | | | | | |
| Eligible | 3,292 | 3,348 | 3,602 | 3,523 | 3,924 | 4,022 | 4,481 | 4,466 | 4,733 | 5,866 | 4,558 | 4,712 | 4,793 |
| Turnout | 2,578 | 2,499 | 2,795 | 2,662 | 3,007 | 2,555 | 3,370 | 2,855 | 3,623 | 3,193 | 3,708 | 2,997 | 3,624 |
| Percent | 78% | 75% | 77% | 76% | 77% | 64% | 75% | 64% | 77% | 54% | 81% | 64% | 76% |
| Johnston | | | | | | | | | | | | | |
| Eligible | 15,967 | 16,286 | 16,868 | 18,016 | 19,440 | 20,479 | 21,193 | 21,307 | 22,511 | 5,866 | 21,514 | 21,905 | 22,453 |
| Turnout | 11,826 | 11,466 | 13,744 | 12,692 | 13,062 | 11,789 | 13,800 | 10,693 | 14,083 | 3,193 | 14,356 | 11,419 | 13,336 |
| Percent | 74% | 70% | 81% | 70% | 67% | 58% | 65% | 50% | 63% | 54% | 67% | 52% | 59% |
| Lincoln | | | | | | | | | | | | | |
| Eligible | 11,309 | 11,395 | 11,835 | 12,011 | 13,283 | 14,092 | 15,298 | 15,090 | 16,744 | 16,287 | 16,852 | 17,215 | 16,797 |
| Turnout | 8,529 | 8,026 | 9,583 | 9,011 | 9,423 | 8,060 | 10,334 | 9,004 | 11,016 | 9,718 | 11,429 | 8,744 | 11,141 |
| Percent | 75% | 70% | 80% | 75% | 71% | 57% | 68% | 60% | 66% | 60% | 68% | 51% | 66% |
| Little Compton | | | | | | | | | | | | | |
| Eligible | 2,376 | 2,281 | 2,379 | 2,431 | 2,610 | 2,698 | 2,823 | 2,888 | 3,184 | 2,998 | 3,058 | 3,062 | 3,086 |
| Turnout | 1,699 | 1,647 | 1,793 | 1,711 | 1,866 | 1,591 | 2,160 | 1,799 | 2,318 | 1,963 | 2,305 | 1,825 | 2,190 |
| Percent | 71% | 72% | 75% | 70% | 71% | 59% | 77% | 62% | 73% | 65% | 75% | 60% | 71% |
| Middletown | | | | | | | | | | | | | |
| Eligible | 7,522 | 8,040 | 7,819 | 8,396 | 9,390 | 10,256 | 10,583 | 9,655 | 10,537 | 10,152 | 9,945 | 10,431 | 10,821 |
| Turnout | 5,607 | 5,282 | 6,460 | 5,480 | 6,420 | 4,816 | 7,142 | 5,470 | 7,372 | 6,278 | 7,779 | 5,249 | 7,295 |

| Percent | 74% | 66% | 82% | 65% | 68% | 47% | 67% | 57% | 70% | 62% | 78% | 50% | 67% |
|-------------------------|--------|--------|--------|--------|--------|--------|--------|---------|---------|---------|--------|--------|---------|
| Election Year | 1988 | 1990 | 1992 | 1994 | 1996 | 1998 | 2000 | 2002 | 2004 | 2006 | 2008 | 2010 | 2012 |
| Narragansett | | | | | | | | | | | | | |
| Eligible | 8,657 | 8,142 | 9,321 | 8,847 | 10,332 | 11,494 | 12,738 | 12,927 | 16,288 | 12,921 | 11,604 | 12,234 | 11,906 |
| Turnout | 6,104 | 5,582 | 7,080 | 6,087 | 7,099 | 5,790 | 8,061 | 6,793 | 8,581 | 7,505 | 8,372 | 6,587 | 7,830 |
| Percent | 70% | 69% | 75% | 69% | 69% | 50% | 63% | 53% | 53% | 58% | 72% | 54% | 66% |
| Newport | | | | | | | | | | | | | |
| Eligible | 14,315 | 12,810 | 13,772 | 13,236 | 15,314 | 16,594 | 18,087 | 13,986 | 14,698 | 13,245 | 13,434 | 13,283 | 14,254 |
| Turnout | 9,200 | 7,885 | 9,926 | 7,918 | 9,573 | 6,600 | 9,975 | 7,059 | 10,432 | 8,225 | 10,445 | 7,058 | 9,369 |
| Percent | 64% | 62% | 72% | 60% | 63% | 40% | 55%^ | 50% | 71% | 62% | 78% | 53% | 66% |
| New Shoreham | | | | | | | | | | | | | |
| Eligible | 1,195 | 1,280 | 1,173 | 1,162 | 1,305 | 1,441 | 1,520 | 1,496 | 1,592 | 1,501 | 1,483 | 1,463 | 1,438 |
| Turnout | 641 | 701 | 802 | 912 | 958 | 902 | 1,054 | 970 | 1,081 | 952 | 1,071 | 827 | 978 |
| Percent | 53% | 55% | 68% | 79% | 73% | 63% | 69% | 65% | 68% | 63% | 72% | 57% | 68% |
| North Kingstown | | | | | | | | | | | | | |
| Eligible | 14,355 | 14,185 | 14,448 | 14,641 | 16,786 | 18,052 | 19,374 | 19,476 | 21,245 | 20,325 | 20,825 | 21,628 | 21,429 |
| Turnout | 10,404 | 9,477 | 12,068 | 10,344 | 11,785 | 9,251 | 13,003 | 11,170 | 14,351 | 13,177 | 15,225 | 11,782 | 14,770 |
| Percent | 72% | 67% | 83% | 71% | 70% | 51% | 67% | 57% | 68% | 65% | 73% | 54% | 69% |
| North Providence | | | | | | | | | | | | | |
| Eligible | 21,706 | 21,574 | 22,692 | 22,854 | 23,465 | 24,287 | 26,531 | 25,120 | 28,096 | 23,992 | 25,512 | 26,360 | 26,513 |
| Turnout | 15,528 | 14,268 | 17,512 | 14,674 | 14,629 | 12,339 | 15,075 | 12,369 | 15,745 | 14,120 | 16,349 | 12,465 | 15,441 |
| Percent | 71% | 66% | 77% | 64% | 62% | 51% | 57% | 49% | 56% | 59% | 64% | 47% | 58% |
| North Smithfield | | | | | | | | | | | | | |
| Eligible | 6,378 | 6,422 | 6,689 | 6,820 | 7,256 | 7,742 | 7,899 | 8,268 | 8,917 | 8,529 | 9,113 | 9,610 | 9,745 |
| Turnout | 4,921 | 4,532 | 5,406 | 4,598 | 5,113 | 4,262 | 5,413 | 4,586 | 5,813 | 5,170 | 6,322 | 4,841 | 6,100 |
| Percent | 77% | 71% | 80% | 67% | 70% | 55% | 69% | 55% | 65% | 61% | 69% | 50% | 63% |
| Pawtucket | | | | | | | | | | | | | |
| Eligible | 34,286 | 32,992 | 32,868 | 33,768 | 35,423 | 36,480 | 38,144 | 37,342 | 34,696 | 33,263 | 36,747 | 38,513 | 41,215 |
| Turnout | 24,478 | 21,790 | 24,902 | 20,200 | 21,522 | 15,647 | 21,581 | 16,504 | 22,603 | 19,036 | 25,453 | 16,249 | 24,110 |
| Percent | 71% | 66% | 75% | 60% | 61% | 43% | 57% | 44% | 65% | 57% | 69% | 42% | 58% |
| Portsmouth | | | | | | | | | | | | | |
| Eligible | 9,637 | 9,403 | 10,253 | 10,121 | 11,231 | 12,055 | 12,956 | 12,288 | 12,861 | 12,643 | 12,578 | 13,046 | 13,263 |
| Turnout | 6,869 | 6,276 | 8,098 | 6,697 | 7,969 | 6,221 | 8,891 | 7,449 | 9,446 | 8,214 | 9,988 | 7,527 | 9,423 |
| Percent | 71% | 67% | 78% | 66% | 71% | 52% | 69% | 61% | 73% | 65% | 79% | 58% | 71% |
| Providence | | | | | | | | | | | | | |
| Eligible | 79,944 | 77,278 | 79,093 | 77,084 | 83,419 | 89,088 | 93,536 | 104,680 | 109,945 | 104,103 | 90,250 | 96,712 | 103,165 |
| Turnout | 47,670 | 44,946 | 48,264 | 40,569 | 40,753 | 32,822 | 43,475 | 36,580 | 46,947 | 40,158 | 55,977 | 35,176 | 52,506 |
| Percent | 59% | 58% | 61% | 53% | 49% | 37% | 47% | 35% | 43% | 39% | 62% | 36% | 51% |
| Richmond | | | | | | | | | | | | | |
| Eligible | 3,124 | 3,366 | 3,461 | 3,263 | 3,778 | 4,225 | 4,628 | 4,853 | 5,449 | 5,515 | 5,935 | 5,785 | 5,919 |
| Turnout | 2,128 | 1,950 | 2,680 | 2,313 | 2,517 | 2,037 | 3,040 | 2,460 | 3,551 | 3,344 | 4,062 | 2,987 | 3,713 |
| Percent | 68% | 58% | 77% | 71% | 67% | 48% | 66% | 51% | 65% | 61% | 68% | 52% | 63% |
| Scituate | | | | | | | | | | | | | |
| Eligible | 5,688 | 5,820 | 5,904 | 5,910 | 6,273 | 6,436 | 7,106 | 7,143 | 7,718 | 7,510 | 7,914 | 8,294 | 8,553 |
| Turnout | 4,400 | 4,046 | 5,024 | 4,388 | 4,749 | 4,038 | 5,117 | 4,544 | 5,701 | 5,223 | 5,997 | 4,784 | 5,810 |
| Percent | 77% | 70% | 85% | 74% | 76% | 63% | 72% | 64% | 74% | 70% | 76% | 58% | 68% |
| Smithfield | | | | | | | | | | | | | |
| Eligible | 10,493 | 10,387 | 10,833 | 11,299 | 12,553 | 13,221 | 14,063 | 14,156 | 15,270 | 15,359 | 15,405 | 15,830 | 15,896 |
| Turnout | 7,807 | 7,370 | 9,244 | 7,761 | 8,490 | 6,851 | 9,144 | 7,673 | 9,510 | 9,130 | 10,494 | 8,338 | 10,243 |
| Percent | 74% | 71% | 85% | 69% | 68% | 52% | 65% | 54% | 62% | 59% | 68% | 53% | 64% |
| South Kingstown | | | | | | | | | | | | | |
| Eligible | 10,918 | 10,887 | 12,232 | 11,957 | 13,953 | 15,668 | 18,512 | 18,727 | 19,106 | 19,677 | 20,396 | 20,883 | 21,456 |

| | | | | | | | | | | | | | |
|-----------------------|-------------|-------------|-------------|-------------|-------------|-------------|-------------|-------------|-------------|-------------|-------------|-------------|-------------|
| Turnout | 8,144 | 7,458 | 9,689 | 8,545 | 10,009 | 8,210 | 11,900 | 9,864 | 13,397 | 12,178 | 14,403 | 11,160 | 13,789 |
| Percent | 74% | 69% | 79% | 72% | 72% | 52% | 64% | 53% | 70% | 62% | 71% | 53% | 64% |
| Election Year | 1988 | 1990 | 1992 | 1994 | 1996 | 1998 | 2000 | 2002 | 2004 | 2006 | 2008 | 2010 | 2012 |
| Tiverton | | | | | | | | | | | | | |
| Eligible | 8,784 | 8,082 | 8,572 | 9,376 | 10,153 | 8,722 | 9,810 | 11,151 | 12,382 | 11,346 | 11,921 | 11,755 | 12,560 |
| Turnout | 5,960 | 5,307 | 6,710 | 5,325 | 6,261 | 4,444 | 6,609 | 5,252 | 7,535 | 6,400 | 8,055 | 5,747 | 7,837 |
| Percent | 67% | 66% | 78% | 57% | 62% | 51% | 67% | 47% | 61% | 56% | 68% | 49% | 62% |
| Warren | | | | | | | | | | | | | |
| Eligible | 6,055 | 5,744 | 5,765 | 6,120 | 6,747 | 6,842 | 7,113 | 6,923 | 8,075 | 7,413 | 7,813 | 8,162 | 7,771 |
| Turnout | 4,473 | 3,931 | 4,892 | 4,089 | 4,535 | 3,361 | 4,699 | 3,660 | 4,848 | 4,200 | 5,201 | 3,935 | 4,898 |
| Percent | 73% | 68% | 84% | 67% | 67% | 49% | 66% | 53% | 60% | 57% | 67% | 48% | 63% |
| Warwick | | | | | | | | | | | | | |
| Eligible | 53,221 | 50,230 | 51,821 | 50,286 | 55,756 | 57,352 | 60,526 | 58,848 | 58,041 | 55,227 | 59,223 | 60,562 | 61,569 |
| Turnout | 38,521 | 36,519 | 43,054 | 37,073 | 38,820 | 32,017 | 39,962 | 32,656 | 40,865 | 38,311 | 43,645 | 33,242 | 40,682 |
| Percent | 72% | 73% | 83% | 74% | 70% | 56% | 66% | 55% | 70% | 69% | 74% | 55% | 66% |
| Westerly | | | | | | | | | | | | | |
| Eligible | 11,178 | 10,740 | 11,451 | 12,831 | 13,155 | 14,369 | 15,716 | 16,130 | 15,979 | 15,681 | 16,005 | 16,381 | 17,027 |
| Turnout | 7,970 | 7,165 | 8,871 | 7,139 | 9,158 | 6,749 | 9,998 | 7,749 | 11,193 | 9,465 | 11,553 | 7,891 | 10,750 |
| Percent | 71% | 67% | 77% | 56% | 70% | 47% | 64% | 48% | 70% | 60% | 72% | 48% | 63% |
| West Greenwich | | | | | | | | | | | | | |
| Eligible | 2,174 | 2,307 | 2,746 | 3,020 | 3,263 | 3,344 | 3,326 | 3,429 | 3,837 | 3,789 | 4,293 | 4,660 | 4,908 |
| Turnout | 1,656 | 1,603 | 2,199 | 2,497 | 2,265 | 1,646 | 2,372 | 2,014 | 2,857 | 2,613 | 3,254 | 2,565 | 3,179 |
| Percent | 76% | 69% | 80% | 83% | 69% | 49% | 71% | 59% | 74% | 69% | 76% | 55% | 65% |
| West Warwick | | | | | | | | | | | | | |
| Eligible | 15,084 | 14,751 | 15,900 | 14,978 | 16,801 | 16,693 | 17,207 | 20,243 | 17,927 | 17,747 | 18,322 | 18,993 | 18,980 |
| Turnout | 11,040 | 10,622 | 12,692 | 10,159 | 10,750 | 8,042 | 10,841 | 8,859 | 11,607 | 11,259 | 12,603 | 8,914 | 11,641 |
| Percent | 73% | 72% | 79% | 68% | 64% | 48% | 63% | 44% | 65% | 63% | 69% | 47% | 61% |
| Woonsocket | | | | | | | | | | | | | |
| Eligible | 20,036 | 18,549 | 18,775 | 18,313 | 19,497 | 20,864 | 21,997 | 22,002 | 23,214 | 23,269 | 21,672 | 23,243 | 24,878 |
| Turnout | 14,177 | 11,836 | 14,210 | 11,007 | 12,320 | 9,104 | 11,923 | 9,008 | 12,265 | 10,558 | 13,438 | 8,616 | 12,455 |
| Percent | 70% | 64% | 75% | 60% | 63% | 43% | 54% | 41% | 53% | 45% | 62% | 37% | 50% |

**GENERAL ELECTION
PROVISIONAL BALLOTS
MUNICIPAL SUMMARY**

| MUNICIPALITY | FULL BALLOT | PARTIAL BALLOT | DISQUALIFIED BALLOT | TOTAL |
|--------------------|-------------|----------------|---------------------|-------------|
| BARRINGTON | 6 | 1 | 37 | 44 |
| BRISTOL | 19 | 4 | 25 | 48 |
| BURRILLVILLE | 10 | 1 | 11 | 22 |
| CENTRAL FALLS | 10 | 3 | 34 | 47 |
| CHARLESTOWN | 6 | 1 | 18 | 25 |
| COVENTRY | 37 | 6 | 48 | 91 |
| CRANSTON | 69 | 1 | 91 | 161 |
| CUMBERLAND | 9 | 15 | 60 | 84 |
| EAST GREENWICH | 10 | 0 | 16 | 26 |
| EAST PROVIDENCE | 20 | 41 | 60 | 121 |
| EXETER | 1 | 0 | 7 | 8 |
| FOSTER | 4 | 0 | 4 | 8 |
| GLOCESTER | 17 | 5 | 9 | 31 |
| HOPKINTON | 5 | 1 | 0 | 6 |
| JAMESTOWN | 7 | 0 | 4 | 11 |
| JOHNSTON | 12 | 10 | 17 | 39 |
| LINCOLN | 11 | 8 | 19 | 38 |
| LITTLE COMPTON | 4 | 1 | 0 | 5 |
| MIDDLETOWN | 25 | 13 | 23 | 61 |
| NARRAGANSETT | 8 | 1 | 8 | 17 |
| NEWPORT | 28 | 11 | 63 | 102 |
| NEW SHOREHAM | 1 | 0 | 1 | 2 |
| NORTH KINGSTOWN | 11 | 3 | 50 | 64 |
| NORTH PROVIDENCE | 23 | 12 | 34 | 69 |
| NORTH SMITHFIELD | 6 | 3 | 22 | 31 |
| PAWTUCKET | 94 | 18 | 102 | 214 |
| PORTSMOUTH | 8 | 3 | 15 | 26 |
| PROVIDENCE | 122 | 125 | 194 | 441 |
| RICHMOND | 3 | 0 | 26 | 29 |
| SCITUATE | 7 | 0 | 12 | 19 |
| SMITHFIELD | 13 | 0 | 17 | 30 |
| SOUTH KINGSTOWN | 42 | 9 | 13 | 64 |
| TIVERTON | 4 | 0 | 18 | 22 |
| WARREN | 3 | 0 | 2 | 5 |
| WARWICK | 48 | 28 | 107 | 183 |
| WESTERLY | 2 | 3 | 11 | 16 |
| WEST GREENWICH | 2 | 0 | 0 | 2 |
| WEST WARWICK | 35 | 4 | 73 | 112 |
| WOONSOCKET | 9 | 0 | 24 | 33 |
| STATE TOTAL | 751 | 331 | 1275 | 2357 |

GLOSSARY
of
ELECTION TERMS

Candidate – a person who has qualified under law to have his or her name appear on the ballot for nomination for election or election to office.

Independent Candidate – a candidate who has no affiliation with any political party.

Irregular Ballot (Write-in Vote) – a ballot voted for any person whose name does not appear on the ballot as a nominated candidate for office; a ballot in which a voter has, in the appropriate space, written in the name of a person for a particular office and made the requisite mark between the head and tail of the arrow within the optech ballot voting area next to the name written in (see “Vote”).

General Election – an election held on the first Tuesday after the first Monday in November in even numbered years.

Limited ballot – a voter who moves from one city/town in Rhode Island to another city/town in the state less than six (6) months prior to an election or primary, and who fails to register to vote in his/her new Municipality, is eligible to cast a ballot for federal and statewide offices only, pursuant to R.I.G.L. 17-9.1-16(b).

Mail Votes – votes cast by mail by persons who are unable to vote in person at the polls for the reasons set forth in R.I.G.L. 17-20-2 and who are otherwise qualified to cast mail ballots. (Note: In statewide primaries and elections, mail ballots are tabulated at the Board of Elections on optical scan centralized count voting equipment.)

Overvote – occurs when a voter makes too many selections (see “Vote”) for a particular office (i.e. If, for a particular office, the voter may vote for 5 candidates, and the voter casts votes for 6 candidates, the ballot will be considered to be overvoted for that office and be rejected. The voter will then be given the opportunity to remake his or her ballot.)

Note: Rhode Island’s optical scan voting equipment will reject any ballot upon which a voter cast more votes for an office than which the voter is eligible to cast.

Political Party – a political organization which at the next preceding general election for the election of general officers nominated a candidate for governor and whose candidate for governor polled at least five percent (5%) of the entire vote cast in the state for governor, or any political organization which at the next preceding general election for president of the United States nominated a candidate for president and whose candidate polled at least five percent (5%) of the entire vote cast in the state for president, or any political organization which shall have achieved party status via the petition process outlined in R.I.G.L. 17-1-2(9). An organization which shall have achieved political party status shall retain that status until the next election for the office at which said party shall have achieved said status.

Polling Place – the physical location where voting takes place.

Precinct Votes – votes which are cast and tabulated in a precinct (voting district) on optical scan precinct count voting equipment. In this book, the abbreviation “**PREC**” is used to mean Precinct.

Primary Election – an election to select the candidates (nominees) of a political party.***

Provisional Voting

Provisional Voting is a process to insure that all registered voters are allowed to participate in the election process. These qualified voters will be allowed to cast the same ballot as all others at the polls. However, the disposition (full ballot, federal offices only, or disqualified) of that ballot will be determined by the voter’s local board of canvassers.

Persons allowed to vote a provisional ballot:

- An individual whose name does not appear on the list of registered voters for the voting district or the Municipality but claims they have registered to vote
- An individual whose name does not appear on the list of registered voters for the voting district but does appear on the Municipality list and the voter contends they are voting in the correct voting district
- An individual who does not have an approved form of identification, as required
- An individual has been challenged by an election official

Public Office – any federal, state, municipal, school, or district office or other position that is filled by popular election, except political party offices which shall mean any state, city, town, ward, or representative or senatorial district committee office of a political party or delegate to a political party convention, or any similar office.

Referendum – Any proposition of amendment of the RI Constitution or any public question submitted to the electors of the state or a municipality for popular vote.

Representative District – a subdivision of the state established by the legislature for the purpose of electing a representative to the Rhode Island House of Representatives, the size of which is based on population data from the latest decennial census. Each representative district includes approximately 14,000 persons.

Senatorial District – a subdivision of the state established by the legislature for the purpose of electing a senator to the Rhode Island Senate, the size of which is based on population data from the latest decennial census. Each senatorial district includes approximately 27,600 persons.

Undervote – occurs when a voter chooses not to make a selection (see “Vote”) for a particular office on the ballot or, in those races where the voter may vote for more than one person, the voter chooses not to cast votes for the total number of persons for whom the voter is eligible to cast votes.

Vote – any mark made between the head and tail of the arrow within the optech ballot voting area next to the party, candidate or question, as is applicable, for whom the voter casts his or her ballot, except as provided in R.I.G.L. 17-20-24(a).

Voting District (Precinct) – a subdivision based upon geographical boundaries and established by the local board of canvassers wherein registered voters are grouped. Except in certain circumstances a voting district may not exceed 1,900 voters.

Ward – a subdivision established by and within a Municipality, the size of which is based on population data from the latest decennial census. Most communities which have established wards elect representatives from each ward to serve on local legislative bodies or boards. (Note: Generally, though not always, wards are found in cities; many towns may refer to similar subdivisions as “Council Districts”.)

Ward District – a voting district within a ward.

Write-in Candidate – a person receiving votes by virtue of having irregular ballots (“write-in votes”) cast for him/her.

