

2002


Primary & Election Count Book

STATEWIDE PRIMARY

September 10, 2002

GENERAL ELECTION

November 5, 2002




RHODE ISLAND STATE BOARD OF ELECTIONS

ROGER N. BEGIN, *Chairman*
THOMAS V. IANNITTI, *Vice-Chairman*
JUDITH H. BAILEY
JOHN A. DALUZ
ROBERT B. HOLBROOK
FLORENCE G. JOHNSON
RAYMOND A. XAVIER

ROBERT J. FONTAINE, *Executive Director*
ROBERT B. RAPOZA, *Supervisor of Elections &
Voter Registration Services*

Prepared By:

BEVERLY J. CHASE
Assisted by:
Miguel J. Nunez Tina Benros
Anthony Rampone



50 BRANCH AVENUE, PROVIDENCE, RHODE ISLAND 02904
(401) 222-2345
(401) 222-3135 FAX
(401) 222-2239 TDD

<http://www.elections.state.ri.us>

FOREWORD

The Rhode Island Board of Elections is pleased to provide you with our **2002 Primary & Election Count Book**. The data contained in this publication is the official record of the votes cast in the September 10, 2002 Statewide Primary and the November 5, 2002 General Election. The information herein includes the results for primaries and elections conducted for federal and state offices in Rhode Island in 2002.

As you review this document and examine the results of the 2002 election we would like to bring some issues to your attention.


In 1994, Rhode Island voters approved a constitutional amendment requiring the legislature to be "downsized" at the time of the next decennial redistricting. Thus, in 2002, the number of districts in the Senate was reduced from 50 to 38 and the number of districts in the House of Representatives reduced from 100 to 75. Redistricting resulted in each Senate district representing approximately 27,600 people and each House district representing approximately 14,000 people.

Rhode Island General Law 17-1-2(9) requires that, in order to remain a political party, a political organization must "at the next preceding general election for the election of general officers nominated a candidate for governor, and whose candidate for governor at the election polled at least five percent (5%) of the entire vote cast in the state for governor, or ... at the next preceding general election of a president of the United States nominated a candidate for president and whose candidate for president at the election polled at least five percent (5%) of the entire vote cast in the state for president ..." As a result of this statute and their candidate for governor having garnered greater than five percent (5%) of the votes cast in 1994 and 1998 the Cool Moose Party achieved and maintained "recognized" political party status through the 2002 election. However, in 2002, the Cool Moose Party failed to nominate a candidate for governor and, consequently, effective January 7, 2003 ceased to be a "recognized" political party in Rhode Island. Hence, in the wake of the 2002 election, the "recognized" political parties in Rhode Island are the Democratic, Green and Republican Parties.

As part of our on-going efforts to enhance the public's understanding of elections and the election process we have included in this year's edition of the **Primary & Election Count Book** a glossary of election terms as well as provided additional primary and election voter turnout information.

On behalf of the commissioners and staff of the Board of Elections, we welcome your comments and suggestions for continued improvement of this publication. Please feel free to call the Board at 222-2345 if you require assistance or have any questions.

Sincerely,



Robert J. Fontaine
Executive Director

Table of Contents

RHODE ISLAND STATEWIDE PRIMARY

STATE AND FEDERAL OFFICES SUMMARY	1
<i>US SENATOR IN CONGRESS</i>	1
<i>US CONGRESS—District 1</i>	1
<i>US CONGRESS—District 2</i>	1
GOVERNOR	2
LIEUTENANT GOVERNOR	2
SECRETARY of STATE	2
ATTORNEY GENERAL	2
GENERAL TREASURER	2
TOTAL VOTES CAST FOR FEDERAL OFFICES	
<i>US SENATE SUMMARY of RESULTS by COMMUNITY</i>	3
<i>US SENATE RESULTS by COUNTY</i>	4
<i>US CONGRESS District 1 SUMMARY of RESULTS by COMMUNITY</i>	5
<i>US CONGRESS District 1 SUMMARY of RESULTS by COUNTY</i>	6
<i>US CONGRESS District 2 SUMMARY of RESULTS by COMMUNITY</i>	7
<i>US CONGRESS District 2 SUMMARY of RESULTS by COUNTY</i>	8
TOTAL VOTES CAST FOR STATE OFFICES	
GOVERNOR RESULTS by COMMUNITY	9
GOVERNOR RESULTS by COUNTY	10
LIEUTENANT GOVERNOR RESULTS by COMMUNITY	11
LIEUTENANT GOVERNOR RESULTS by COUNTY	12
SECRETARY of STATE RESULTS by COMMUNITY	13
SECRETARY of STATE RESULTS by COUNTY	14
ATTORNEY GENERAL RESULTS by COMMUNITY	15
ATTORNEY GENERAL RESULTS by COUNTY	16
GENERAL TREASURER RESULTS by COMMUNITY	17
GENERAL TREASURER RESULTS by COUNTY	18
STATE SENATE RESULTS by SENATE DISTRICT	19
STATE REPRESENTATIVE RESULTS by REPRESENTATIVE DISTRICT	21
SENATE DISTRICT COMMITTEES—DEMOCRAT	25
REPRESENTATIVE DISTRICT COMMITTEES—DEMOCRAT	27
STATE COMMITTEEMAN / COMMITTEEWOMAN—DEMOCRAT	29
VOTER TURNOUT by COMMUNITY	30

RHODE ISLAND GENERAL ELECTION

STATE AND FEDERAL OFFICES SUMMARY	31
<i>US SENATOR IN CONGRESS</i>	31
<i>US CONGRESS—District 1</i>	31
<i>US CONGRESS—District 2</i>	31
GOVERNOR	32
LIEUTENANT GOVERNOR	32
SECRETARY of STATE	32
ATTORNEY GENERAL	32
GENERAL TREASURER	32

Table of Contents

TOTAL VOTES CAST FOR FEDERAL OFFICES	33
<i>US SENATE RESULTS by COMMUNITY</i>	33
<i>US SENATE RESULTS by COUNTY</i>	34
<i>US CONGRESS District 1 SUMMARY of RESULTS by COMMUNITY</i>	35
<i>US CONGRESS District 1 SUMMARY of RESULTS by COUNTY</i>	36
<i>US CONGRESS District 2 SUMMARY of RESULTS by COMMUNITY</i>	37
<i>US CONGRESS District 2 SUMMARY of RESULTS by COUNTY</i>	38
TOTAL VOTES CAST FOR STATE OFFICES	39
<i>GOVERNOR RESULTS by COMMUNITY</i>	39
<i>GOVERNOR RESULTS by COUNTY</i>	40
<i>LIEUTENANT GOVERNOR RESULTS by COMMUNITY</i>	41
<i>LIEUTENANT GOVERNOR RESULTS by COUNTY</i>	42
<i>SECRETARY of STATE RESULTS by COMMUNITY</i>	43
<i>SECRETARY of STATE RESULTS by COUNTY</i>	44
<i>ATTORNEY GENERAL RESULTS by COMMUNITY</i>	45
<i>ATTORNEY GENERAL RESULTS by COUNTY</i>	46
<i>GENERAL TREASURER RESULTS by COMMUNITY</i>	47
<i>GENERAL TREASURER RESULTS by COUNTY</i>	48
<i>STATE SENATE RESULTS by SENATE DISTRICT</i>	49
<i>STATE REPRESENTATIVE RESULTS by REPRESENTATIVE DISTRICT</i>	51
<i>STATE REFERENDA RESULTS: Questions 1—3</i>	55
<i>STATE REFERENDA RESULTS: Questions 4—5</i>	56
VOTER TURNOUT by COMMUNITY	57
TOTAL VOTES CAST FOR FEDERAL & STATE OFFICES BY PRECINCT	58
<i>US SENATOR</i>	59
<i>US CONGRESS District 1</i>	85
<i>US CONGRESS District 2</i>	103
<i>GOVERNOR</i>	124
<i>LIEUTENANT GOVERNOR</i>	150
<i>SECRETARY OF STATE</i>	203
<i>ATTORNEY GENERAL</i>	229
<i>GENERAL TREASURER</i>	254
<i>STATE SENATE</i>	281
<i>STATE REPRESENTATIVES</i>	314
WRITE-IN VOTES FOR FEDERAL AND STATE CANDIDATES	352
POLLING PLACE LOCATIONS	402
SUMMARY OF VOTER TURNOUT 1982—2002	414
GLOSSARY	419

RHODE ISLAND STATEWIDE PRIMARY
September 10, 2002

STATE and **F**EDERAL **O**FFICES **S**UMMARY

US SENATOR IN CONGRESS

<i>DEMOCRATIC PRIMARY</i>		<i>REPUBLICAN PRIMARY</i>	
Candidate	Total Votes	Candidate	Total Votes
John F. REED	85,315	Robert G. TINGLE	16,041

<i>DEMOCRATIC PRIMARY</i>		<i>REPUBLICAN PRIMARY</i>	
Candidate	Total Votes	Candidate	Total Votes
Patrick J. KENNEDY	43,470	David W. ROGERS	4,691
		Michael J. BATTLES	3,900
		Christine C. FERGUSON	3,094

US CONGRESS - District 1

<i>DEMOCRATIC PRIMARY</i>		<i>REPUBLICAN PRIMARY</i>	
Candidate	Total Votes	Candidate	Total Votes
James LANGEVIN	41,702	John O. MATSON	6,934
		Rod DRIVER	4,419

US CONGRESS - District 2

**RI STATEWIDE PRIMARY
September 10, 2002**

STATE and FEDERAL OFFICES SUMMARY

GOVERNOR

<i>DEMOCRATIC PRIMARY</i>		<i>REPUBLICAN PRIMARY</i>	
Candidate	Total Votes	Candidate	Total Votes
Myrth YORK	46,806	Donald L. CARCIERI	17,227
Sheldon WHITEHOUSE	45,880	James S. BENNETT	8,518
Antonio J. PIRES	26,838		

LIEUTENANT GOVERNOR

<i>DEMOCRATIC PRIMARY</i>		<i>REPUBLICAN PRIMARY</i>	
Candidate	Total Votes	Candidate	Total Votes
Charles J. FOGARTY	81,755	John A. PAGLIARINI, JR.	18,003

SECRETARY of STATE

<i>DEMOCRATIC PRIMARY</i>		<i>REPUBLICAN PRIMARY</i>	
Candidate	Total Votes	Candidate	Total Votes
Matthew A. BROWN	60,193	Christopher W. STANLEY	17,489
Edward S. INMAN, III	43,236		

ATTORNEY GENERAL

<i>DEMOCRATIC PRIMARY</i>		<i>REPUBLICAN PRIMARY</i>	
Candidate	Total Votes	Candidate	Total Votes
Patrick C. LYNCH	76,332	No candidate	

GENERAL TREASURER

<i>DEMOCRATIC PRIMARY</i>		<i>REPUBLICAN PRIMARY</i>	
Candidate	Total Votes	Candidate	Total Votes
Paul J. TAVARES	81,213	Andrew M. LYON, III	17,205

TOTAL VOTES CAST FOR FEDERAL AND STATE OFFICES

**RI STATEWIDE PRIMARY
September 10, 2002**

US SENATE RESULTS by COMMUNITY

<i>COMMUNITY</i>	<i>DEMOCRATIC PRIMARY</i>	<i>REPUBLICAN PRIMARY</i>
	<i>John F. REED (DEM)</i>	<i>Robert G. TINGLE (REP)</i>
BARRINGTON	1,247	692
BRISTOL	1,357	356
BURRILLVILLE	814	156
CENTRAL FALLS	897	43
CHARLESTOWN	370	193
COVENTRY	2,141	436
CRANSTON	7,055	980
CUMBERLAND	3,354	437
EAST GREENWICH	671	874
EAST PROVIDENCE	4,274	542
EXETER	295	240
FOSTER	178	100
GLOCESTER	397	138
HOPKINTON	240	137
JAMESTOWN	719	279
JOHNSTON	4,371	150
LINCOLN	1,722	1,203
LITTLE COMPTON	230	143
MIDDLETOWN	738	323
NARRAGANSETT	2,145	337
NEW SHOREHAM	78	39
NEWPORT	1,606	436
NORTH KINGSTOWN	1,907	992
NORTH PROVIDENCE	4,078	191
NORTH SMITHFIELD	797	248
PAWTUCKET	6,159	450
PORTSMOUTH	1,140	897
PROVIDENCE	17,773	613
RICHMOND	281	129
SCITUATE	430	300
SMITHFIELD	1,494	381
SOUTH KINGSTOWN	2,623	530
TIVERTON	567	244
WARREN	724	102
WARWICK	6,919	1,701
WESTERLY	1,284	317
WEST GREENWICH	203	167
WEST WARWICK	1,928	286
WOONSOCKET	2,109	259
STATE TOTALS	85,315	16,041

**RI STATEWIDE PRIMARY
September 10, 2002**

US SENATE RESULTS by COUNTY

COMMUNITY	DEMOCRATIC PRIMARY	REPUBLICAN PRIMARY
	John F. REED (DEM)	Robert G. TINGLE (REP)
<u>BRISTOL COUNTY</u>		
BARRINGTON	1,247	692
BRISTOL	1,357	356
WARREN	724	102
COUNTY TOTAL	3,328	1,150
<u>KENT COUNTY</u>		
COVENTRY	2,141	436
EAST GREENWICH	671	874
WARWICK	6,919	1,701
WEST GREENWICH	203	167
WEST WARWICK	1,928	286
COUNTY TOTAL	11,862	3,464
<u>NEWPORT COUNTY</u>		
JAMESTOWN	719	279
LITTLE COMPTON	230	143
MIDDLETOWN	738	323
NEWPORT	1,606	436
PORTSMOUTH	1,140	897
TIVERTON	567	244
COUNTY TOTAL	5,000	2,322
<u>PROVIDENCE COUNTY</u>		
BURRILLVILLE	814	156
CENTRAL FALLS	897	43
CRANSTON	7,055	980
CUMBERLAND	3,354	437
EAST PROVIDENCE	4,274	542
FOSTER	178	100
GLOCESTER	397	138
JOHNSTON	4,371	150
LINCOLN	1,722	1,203
NORTH PROVIDENCE	4,078	191
NORTH SMITHFIELD	797	248
PAWTUCKET	6,159	450
PROVIDENCE	17,773	613
SCITUATE	430	300
SMITHFIELD	1,494	381
WOONSOCKET	2,109	259
COUNTY TOTAL	55,902	6,191
<u>WASHINGTON COUNTY</u>		
CHARLESTOWN	370	193
EXETER	295	240
HOPKINTON	240	137
NARRAGANSETT	2,145	337
NEW SHOREHAM	78	39
NORTH KINGSTOWN	1,907	992
RICHMOND	281	129
SOUTH KINGSTOWN	2,623	530
WESTERLY	1,284	317
COUNTY TOTAL	9,223	2,914
STATE TOTALS	85,315	16,041

**RI STATEWIDE PRIMARY
September 10, 2002**

US CONGRESS District 1 RESULTS by COMMUNITY

COMMUNITY	DEMOCRATIC PRIMARY	REPUBLICAN PRIMARY		
	<i>Patrick J. KENNEDY (DEM)</i>	<i>David W. ROGERS (REP)</i>	<i>Michael J. BATTLES (REP)</i>	<i>Christine C. FERGUSON (REP)</i>
BARRINGTON	1,049	311	654	165
BRISTOL	1,430	244	181	97
BURRILLVILLE	792	120	44	51
CENTRAL FALLS	1,137	32	16	18
CUMBERLAND	3,395	223	185	177
EAST PROVIDENCE	4,508	348	314	162
JAMESTOWN	581	113	71	272
LINCOLN	1,680	500	626	688
LITTLE COMPTON	185	94	69	82
MIDDLETOWN	701	238	100	156
NEWPORT	1,583	395	188	119
N. PROVIDENCE	3,937	120	103	80
NORTH SMITHFIELD	889	152	157	107
PAWTUCKET	6,488	255	161	160
PORTSMOUTH	1,049	692	365	243
PROVIDENCE *	8,734	198	231	219
SMITHFIELD	1,321	212	203	129
TIVERTON	571	196	99	41
WARREN	695	78	58	26
WOONSOCKET	2,745	170	75	102
STATE TOTAL	43,470	4,691	3,900	3,094

*Providence is split between Congressional Dist. #1 and Congressional Dist. #2

**RI STATEWIDE PRIMARY
September 10, 2002**

US CONGRESS District 1 RESULTS by COUNTY

COMMUNITY	DEMOCRATIC PRIMARY	REPUBLICAN PRIMARY		
	<i>Patrick J. KENNEDY (DEM)</i>	<i>David W. ROGERS (REP)</i>	<i>Michael J. BATTLES (REP)</i>	<i>Christine C. FERGUSON (REP)</i>
<u>BRISTOL COUNTY</u>				
BARRINGTON	1,049	311	654	165
BRISTOL	1,430	244	181	97
WARREN	695	78	58	26
COUNTY TOTAL	3,174	633	893	288
<u>NEWPORT COUNTY</u>				
JAMESTOWN	581	113	71	272
LITTLE COMPTON	185	94	69	82
MIDDLETOWN	701	238	100	156
NEWPORT	1,583	395	188	119
PORTSMOUTH	1,049	692	365	243
TIVERTON	571	196	99	41
COUNTY TOTAL	4,670	1,728	892	913
<u>PROVIDENCE COUNTY</u>				
BURRILLVILLE	792	120	44	51
CENTRAL FALLS	1,137	32	16	18
CRANSTON	N/A	N/A	N/A	N/A
CUMBERLAND	3,395	223	185	177
EAST PROVIDENCE	4,508	348	314	162
FOSTER	N/A	N/A	N/A	N/A
GLOCESTER	N/A	N/A	N/A	N/A
JOHNSTON	N/A	N/A	N/A	N/A
LINCOLN	1,680	500	626	688
NORTH PROVIDENCE	3,937	120	103	80
NORTH SMITHFIELD	889	152	157	107
PAWTUCKET	6,488	255	161	160
PROVIDENCE*	8,734	198	231	219
SCITUATE	N/A	N/A	N/A	N/A
SMITHFIELD	1,321	212	203	129
WOONSOCKET	2,745	170	75	102
COUNTY TOTAL	35,626	2,330	2,115	1,893
STATE TOTALS	43,470	4,691	3,900	3,094

*Providence is split between Congressional Dist. #1 and Congressional Dist. #2

**RI STATEWIDE PRIMARY
September 10, 2002**

US CONGRESS District 2 RESULTS by COMMUNITY

<i>COMMUNITY</i>	<i>DEMOCRATIC PRIMARY</i>	<i>REPUBLICAN PRIMARY</i>	
	<i>JAMES R. LANGEVIN (DEM)</i>	<i>JOHN O. MATSON (REP)</i>	<i>ROD DRIVER (REP)</i>
CHARLESTOWN	359	163	114
COVENTRY	2,210	393	208
CRANSTON	6,819	911	548
EAST GREENWICH	655	629	502
EXETER	297	225	125
FOSTER	176	98	44
GLOCESTER	381	103	72
HOPKINTON	238	126	51
JOHNSTON	4,487	115	61
NARRAGANSETT	2,109	302	193
NEW SHOREHAM	74	36	7
NORTH KINGSTOWN	1,835	757	581
PROVIDENCE *	8,374	137	85
RICHMOND	257	121	91
SCITUATE	397	231	155
SOUTH KINGSTOWN	2,393	491	267
WARWICK	7,178	1,426	942
WESTERLY	1,249	290	136
WEST GREENWICH	202	153	84
WEST WARWICK	2,012	227	153
STATE TOTALS	41,702	6,934	4,419

*Providence is split between Congressional Dist. #1 and Congressional Dist. #2

**RI STATEWIDE PRIMARY
September 10, 2002**

US CONGRESS District 2 RESULTS by COUNTY

COMMUNITY	DEMOCRATIC PRIMARY	REPUBLICAN PRIMARY	
	JAMES R. LANGEVIN (DEM)	JOHN O. MATSON (REP)	ROD DRIVER (REP)
<u>KENT COUNTY</u>			
COVENTRY	2,210	393	208
EAST GREENWICH	655	629	502
WARWICK	7,178	1,426	942
WEST GREENWICH	202	153	84
WEST WARWICK	2,012	227	153
COUNTY TOTAL	12,257	2,828	1,889
<u>PROVIDENCE COUNTY</u>			
BURRILLVILLE	N/A	N/A	N/A
CENTRAL FALLS	N/A	N/A	N/A
CRANSTON	6,819	911	548
CUMBERLAND	N/A	N/A	N/A
EAST PROVIDENCE	N/A	N/A	N/A
FOSTER	176	98	44
GLOCESTER	381	103	72
JOHNSTON	4,487	115	61
LINCOLN	N/A	N/A	N/A
NORTH PROVIDENCE	N/A	N/A	N/A
NORTH SMITHFIELD	N/A	N/A	N/A
PAWTUCKET	N/A	N/A	N/A
PROVIDENCE*	8,374	137	85
SCITUATE	397	231	155
SMITHFIELD	N/A	N/A	N/A
WOONSOCKET	N/A	N/A	N/A
COUNTY TOTAL	20,634	1,595	965
<u>WASHINGTON COUNTY</u>			
CHARLESTOWN	359	163	114
EXETER	297	225	125
HOPKINTON	238	126	51
NARRAGANSETT	2,109	302	193
NEW SHOREHAM	74	36	7
NORTH KINGSTOWN	1,835	757	581
RICHMOND	257	121	91
SOUTH KINGSTOWN	2,393	491	267
WESTERLY	1,249	290	136
COUNTY TOTAL	8,811	2,511	1,565
STATE TOTALS	41,702	6,934	4,419

*Providence is split between Congressional Dist. #1 and Congressional Dist. #2

**RI STATEWIDE PRIMARY
September 10, 2002**

RESULTS for GOVERNOR by COMMUNITY

COMMUNITY	DEMOCRATIC PRIMARY			REPUBLICAN PRIMARY	
	MYRTH YORK (DEM)	SHELDON WHITEHOUSE (DEM)	ANTONIO J. PIRES (DEM)	DONALD L. CARCIERI (REP)	JAMES S. BENNETT (REP)
BARRINGTON	622	692	278	796	335
BRISTOL	647	642	710	344	179
BURRILLVILLE	468	436	194	121	103
CENTRAL FALLS	522	362	593	44	24
CHARLESTOWN	229	168	75	130	167
COVENTRY	1,153	1,061	577	490	231
CRANSTON	3,706	3,818	1,843	1,229	616
CUMBERLAND	1,325	1,699	2,005	366	249
EAST GREENWICH	362	337	155	1,431	160
EAST PROVIDENCE	2,114	1,878	2,025	539	300
EXETER	170	146	61	288	114
FOSTER	112	85	41	113	49
GLOCESTER	200	219	96	145	57
HOPKINTON	131	136	25	88	91
JAMESTOWN	396	348	150	300	140
JOHNSTON	2,190	2,817	1,193	134	66
LINCOLN	716	902	770	1,089	835
LITTLE COMPTON	111	136	48	164	82
MIDDLETOWN	404	420	138	309	187
NARRAGANSETT	1,103	1,208	663	438	173
NEWPORT	846	1,171	258	381	309
NEW SHOREHAM	58	20	15	11	34
NORTH KINGSTOWN	1,064	915	432	1,380	238
NORTH PROVIDENCE	1,891	2,830	1,163	244	82
NORTH SMITHFIELD	419	567	263	223	237
PAWTUCKET	2,546	1,891	4,348	328	254
PORTSMOUTH	638	587	258	704	596
PROVIDENCE	12,414	10,035	3,726	629	352
RICHMOND	189	128	52	149	67
SCITUATE	231	214	141	316	138
SMITHFIELD	704	810	453	377	203
SOUTH KINGSTOWN	1,708	1,213	575	543	303
TIVERTON	329	281	180	197	140
WARREN	387	348	289	106	61
WARWICK	3,719	3,571	1,719	2,046	783
WESTERLY	754	745	213	279	217
WEST GREENWICH	112	113	57	207	65
WEST WARWICK	987	1,183	506	355	113
WOONSOCKET	1,129	1,748	550	194	168
STATE TOTAL	46,806	45,880	26,838	17,227	8,518

**RI STATEWIDE PRIMARY
September 10, 2002**

RESULTS for GOVERNOR by COUNTY

COMMUNITY	DEMOCRATIC PRIMARY			REPUBLICAN PRIMARY	
	MYRTH YORK (DEM)	SHELDON WHITEHOUSE (DEM)	ANTONIO J. PIRES (DEM)	DONALD L. CARCIERI (REP)	JAMES S. BENNETT (REP)
<u>BRISTOL COUNTY</u>					
BARRINGTON	622	692	278	796	335
BRISTOL	647	642	710	344	179
WARREN	387	348	289	106	61
COUNTY TOTAL	1,656	1,682	1,277	1,246	575
<u>KENT COUNTY</u>					
COVENTRY	1,153	1,061	577	490	231
EAST GREENWICH	362	337	155	1,431	160
WARWICK	3,719	3,571	1,719	2,046	783
WEST GREENWICH	112	113	57	207	65
WEST WARWICK	987	1,183	506	355	113
COUNTY TOTAL	6,333	6,265	3,014	4,529	1,352
<u>NEWPORT COUNTY</u>					
JAMESTOWN	396	348	150	300	140
LITTLE COMPTON	111	136	48	164	82
MIDDLETOWN	404	420	138	309	187
NEWPORT	846	1,171	258	381	309
PORTSMOUTH	638	587	258	704	596
TIVERTON	329	281	180	197	140
COUNTY TOTAL	2,724	2,943	1,032	2,055	1,454
<u>PROVIDENCE COUNTY</u>					
BURRILLVILLE	468	436	194	121	103
CENTRAL FALLS	522	362	593	44	24
CRANSTON	3,706	3,818	1,843	1,229	616
CUMBERLAND	1,325	1,699	2,005	366	249
EAST PROVIDENCE	2,114	1,878	2,025	539	300
FOSTER	112	85	41	113	49
GLOCESTER	200	219	96	145	57
JOHNSTON	2,190	2,817	1,193	134	66
LINCOLN	716	902	770	1,089	835
NORTH PROVIDENCE	1,891	2,830	1,163	244	82
NORTH SMITHFIELD	419	567	263	223	237
PAWTUCKET	2,546	1,891	4,348	328	254
PROVIDENCE	12,414	10,035	3,726	629	352
SCITUATE	231	214	141	316	138
SMITHFIELD	704	810	453	377	203
WOONSOCKET	1,129	1,748	550	194	168
COUNTY TOTAL	30,687	30,311	19,404	6,091	3,733
<u>WASHINGTON COUNTY</u>					
CHARLESTOWN	229	168	75	130	167
EXETER	170	146	61	288	114
HOPKINTON	131	136	25	88	91
NARRAGANSETT	1,103	1,208	663	438	173
NEW SHOREHAM	58	20	15	11	34
NORTH KINGSTOWN	1,064	915	432	1,380	238
RICHMOND	189	128	52	149	67
SOUTH KINGSTOWN	1,708	1,213	575	543	303
WESTERLY	754	745	213	279	217
COUNTY TOTAL	5,406	4,679	2,111	3,306	1,404
STATE TOTALS	46,806	45,880	26,838	17,227	8,518

**RI STATEWIDE PRIMARY
September 10, 2002**

RESULTS for LIEUTENANT GOVERNOR by COMMUNITY

<i>COMMUNITY</i>	<i>DEMOCRATIC PRIMARY</i>	<i>REPUBLICAN PRIMARY</i>
	<i>CHARLES J. FOGARTY (DEM)</i>	<i>JOHN A. PAGLIARINI, JR. (REP)</i>
BARRINGTON	1,063	834
BRISTOL	1,339	404
BURRILLVILLE	903	166
CENTRAL FALLS	882	41
CHARLESTOWN	365	219
COVENTRY	2,033	511
CRANSTON	6,627	1246
CUMBERLAND	3,383	462
EAST GREENWICH	609	897
EAST PROVIDENCE	4,121	604
EXETER	277	254
FOSTER	174	102
GLOCESTER	441	150
HOPKINTON	236	130
JAMESTOWN	645	313
JOHNSTON	4,369	166
LINCOLN	1,712	1,367
LITTLE COMPTON	192	183
MIDDLETOWN	721	370
NARRAGANSETT	2,074	375
NEWPORT	1,564	491
NEW SHOREHAM	64	37
NORTH KINGSTOWN	1,706	1081
NORTH PROVIDENCE	4,032	226
NORTH SMITHFIELD	894	297
PAWTUCKET	5,990	471
PORTSMOUTH	1,068	973
PROVIDENCE	15,976	667
RICHMOND	252	149
SCITUATE	399	331
SMITHFIELD	1,566	426
SOUTH KINGSTOWN	2,256	595
TIVERTON	548	261
WARREN	696	106
WARWICK	6,667	1,932
WESTERLY	1,239	359
WEST GREENWICH	188	191
WEST WARWICK	1,919	335
WOONSOCKET	2,565	281
STATE TOTAL	81,755	18,003

RI STATEWIDE PRIMARY
September 10, 2002

RESULTS for LIEU-

NOR by COUNTY

TENANT GOVER-

COMMUNITY	DEMOCRATIC PRIMARY	REPUBLICAN PRIMARY
	Charles J. FOGARTY (DEM)	John A. PAGLIARINI, JR. (REP)
<u>BRISTOL COUNTY</u>		
BARRINGTON	1,063	834
BRISTOL	1,339	404
WARREN	696	106
COUNTY TOTAL	3,098	1,344
<u>KENT COUNTY</u>		
COVENTRY	2,033	511
EAST GREENWICH	609	897
WARWICK	6,667	1,932
WEST GREENWICH	188	191
WEST WARWICK	1,919	335
COUNTY TOTAL	11,416	3,866
<u>NEWPORT COUNTY</u>		
JAMESTOWN	645	313
LITTLE COMPTON	192	183
MIDDLETOWN	721	370
NEWPORT	1,564	491
PORTSMOUTH	1,068	973
TIVERTON	548	261
COUNTY TOTAL	4,738	2,591
<u>PROVIDENCE COUNTY</u>		
BURRILLVILLE	903	166
CENTRAL FALLS	882	41
CRANSTON	6,627	1246
CUMBERLAND	3,383	462
EAST PROVIDENCE	4,121	604
FOSTER	174	102
GLOCESTER	441	150
JOHNSTON	4,369	166
LINCOLN	1,712	1,367
NORTH PROVIDENCE	4,032	226
NORTH SMITHFIELD	894	297
PAWTUCKET	5,990	471
PROVIDENCE	15,976	667
SCITUATE	399	331
SMITHFIELD	1,566	426
WOONSOCKET	2,565	281
COUNTY TOTAL	54,034	7,003
<u>WASHINGTON COUNTY</u>		
CHARLESTOWN	365	219
EXETER	277	254
HOPKINTON	236	130
NARRAGANSETT	2,074	375
NEW SHOREHAM	64	37
NORTH KINGSTOWN	1,706	1081
RICHMOND	252	149
SOUTH KINGSTOWN	2,256	595
WESTERLY	1,239	359
COUNTY TOTAL	8,469	3,199
STATE TOTALS	81,755	18,003

**RI STATEWIDE PRIMARY
September 10, 2002**

RESULTS for SECRETARY OF STATE by COMMUNITY

COMMUNITY	DEMOCRATIC PRIMARY		REPUBLICAN PRIMARY
	MATTHEW A. BROWN (DEM)	EDWARD S. INMAN, III (DEM)	CHRISTOPHER W. STANLEY (REP)
BARRINGTON	1,015	393	846
BRISTOL	895	700	412
BURRILLVILLE	456	493	163
CENTRAL FALLS	559	594	48
CHARLESTOWN	263	165	222
COVENTRY	1,039	1,660	468
CRANSTON	5,074	3,303	1,069
CUMBERLAND	2,593	1,702	449
EAST GREENWICH	508	278	876
EAST PROVIDENCE	2,937	2,081	607
EXETER	183	157	263
FOSTER	130	85	112
GLOCESTER	244	228	152
HOPKINTON	133	120	132
JAMESTOWN	492	287	309
JOHNSTON	2,777	2,488	157
LINCOLN	1,171	891	1,334
LITTLE COMPTON	191	78	175
MIDDLETOWN	462	386	366
NARRAGANSETT	1,653	951	356
NEWPORT	1,085	803	490
NEW SHOREHAM	48	36	38
NORTH KINGSTOWN	1,480	701	1,046
NORTH PROVIDENCE	2,742	2,704	214
NORTH SMITHFIELD	538	463	279
PAWTUCKET	4,141	3,220	467
PORTSMOUTH	726	544	969
PROVIDENCE	14,242	7,945	647
RICHMOND	195	136	143
SCITUATE	333	201	318
SMITHFIELD	982	787	400
SOUTH KINGSTOWN	1,973	954	591
TIVERTON	444	249	264
WARREN	475	373	148
WARWICK	4,699	3,544	1,862
WESTERLY	659	724	354
WEST GREENWICH	146	124	186
WEST WARWICK	982	1,392	304
WOONSOCKET	1,528	1,296	253
STATE TOTAL	60,193	43,236	17,489

**RI STATEWIDE PRIMARY
September 10, 2002**

RESULTS for SECRETARY of STATE by COUNTY

COMMUNITY	DEMOCRATIC PRIMARY		REPUBLICAN PRIMARY
	Matthew A BROWN (DEM)	Edward S. INMAN, III (DEM)	Christopher W. STANLEY (REP)
<u>BRISTOL COUNTY</u>			
BARRINGTON	1,015	393	846
BRISTOL	895	700	412
WARREN	475	373	148
COUNTY TOTAL	2,385	1,466	1,406
<u>KENT COUNTY</u>			
COVENTRY	1,039	1,660	468
EAST GREENWICH	508	278	876
WARWICK	4,699	3,544	1,862
WEST GREENWICH	146	124	186
WEST WARWICK	982	1,392	304
COUNTY TOTAL	7,374	6,998	3,696
<u>NEWPORT COUNTY</u>			
JAMESTOWN	492	287	309
LITTLE COMPTON	191	78	175
MIDDLETOWN	462	386	366
NEWPORT	1,085	803	490
PORTSMOUTH	726	544	969
TIVERTON	444	249	264
COUNTY TOTAL	3,400	2,347	2,573
<u>PROVIDENCE COUNTY</u>			
BURRILLVILLE	456	493	163
CENTRAL FALLS	559	594	48
CRANSTON	5,074	3,303	1,069
CUMBERLAND	2,593	1,702	449
EAST PROVIDENCE	2,937	2,081	607
FOSTER	130	85	112
GLOCESTER	244	228	152
JOHNSTON	2,777	2,488	157
LINCOLN	1,171	891	1,334
NORTH PROVIDENCE	2,742	2,704	214
NORTH SMITHFIELD	538	463	279
PAWTUCKET	4,141	3,220	467
PROVIDENCE	14,242	7,945	647
SCITUATE	333	201	318
SMITHFIELD	982	787	400
WOONSOCKET	1,528	1,296	253
COUNTY TOTAL	40,447	28,481	6,669
<u>WASHINGTON COUNTY</u>			
CHARLESTOWN	263	165	222
EXETER	183	157	263
HOPKINTON	133	120	132
NARRAGANSETT	1,653	951	356
NEW SHOREHAM	48	36	38
NORTH KINGSTOWN	1,480	701	1,046
RICHMOND	195	136	143
SOUTH KINGSTOWN	1,973	954	591
WESTERLY	659	724	354
COUNTY TOTAL	6,587	3,944	3,145
STATE TOTALS	60,193	43,236	17,489

**RI STATEWIDE PRIMARY
September 10, 2002**

RESULTS for ATTORNEY GENERAL by COMMUNITY

<i>COMMUNITY</i>	<i>DEMOCRATIC PRIMARY</i>
	<i>Patrick C. LYNCH (DEM)</i>
BARRINGTON	1,035
BRISTOL	1,210
BURRILLVILLE	745
CENTRAL FALLS	837
CHARLESTOWN	352
COVENTRY	1,952
CRANSTON	6,075
CUMBERLAND	3,152
EAST GREENWICH	594
EAST PROVIDENCE	3,816
EXETER	271
FOSTER	156
GLOCESTER	390
HOPKINTON	227
JAMESTOWN	605
JOHNSTON	3,899
LINCOLN	1,596
LITTLE COMPTON	205
MIDDLETOWN	679
NARRAGANSETT	1,938
NEWPORT	1,528
NEW SHOREHAM	69
NORTH KINGSTOWN	1,623
NORTH PROVIDENCE	3,766
NORTH SMITHFIELD	778
PAWTUCKET	5,963
PORTSMOUTH	1,023
PROVIDENCE	14,822
RICHMOND	248
SCITUATE	385
SMITHFIELD	1,401
SOUTH KINGSTOWN	2,111
TIVERTON	536
WARREN	660
WARWICK	6,328
WESTERLY	1,178
WEST GREENWICH	184
WEST WARWICK	1,771
WOONSOCKET	2,224
STATE TOTAL	76,332

RI STATEWIDE PRIMARY
September 10, 2002

RESULTS for ATTORNEY GENERAL by COUNTY

<i>COMMUNITY</i>	<i>DEMOCRATIC PRIMARY</i>
	<i>Patrick C. LYNCH (DEM)</i>
<u>BRISTOL COUNTY</u>	
BARRINGTON	1,035
BRISTOL	1,210
WARREN	660
COUNTY TOTAL	2,905
<u>KENT COUNTY</u>	
COVENTRY	1,952
EAST GREENWICH	594
WARWICK	6,328
WEST GREENWICH	184
WEST WARWICK	1,771
COUNTY TOTAL	10,829
<u>NEWPORT COUNTY</u>	
JAMESTOWN	605
LITTLE COMPTON	205
MIDDLETOWN	679
NEWPORT	1,528
PORTSMOUTH	1,023
TIVERTON	536
COUNTY TOTAL	4,576
<u>PROVIDENCE COUNTY</u>	
BURRILLVILLE	745
CENTRAL FALLS	837
CRANSTON	6,075
CUMBERLAND	3,152
EAST PROVIDENCE	3,816
FOSTER	156
GLOCESTER	390
JOHNSTON	3,899
LINCOLN	1,596
NORTH PROVIDENCE	3,766
NORTH SMITHFIELD	778
PAWTUCKET	5,963
PROVIDENCE	14,822
SCITUATE	385
SMITHFIELD	1,401
WOONSOCKET	2,224
COUNTY TOTAL	50,005
<u>WASHINGTON COUNTY</u>	
CHARLESTOWN	352
EXETER	271
HOPKINTON	227
NARRAGANSETT	1,938
NEW SHOREHAM	69
NORTH KINGSTOWN	1,623
RICHMOND	248
SOUTH KINGSTOWN	2,111
WESTERLY	1,178
COUNTY TOTAL	8,017
STATE TOTALS	76,332

RI STATEWIDE PRIMARY
September 10, 2002

RESULTS FOR GENERAL TREASURER by COMMUNITY

COMMUNITY	DEMOCRATIC PRIMARY	REPUBLICAN PRIMARY
	<i>Paul J. TAVARES (DEM)</i>	<i>Andrew M. LYON, III (REP)</i>
BARRINGTON	1,064	820
BRISTOL	1,471	404
BURRILLVILLE	757	163
CENTRAL FALLS	896	47
CHARLESTOWN	353	209
COVENTRY	2,039	467
CRANSTON	6,415	1070
CUMBERLAND	3,454	452
EAST GREENWICH	626	878
EAST PROVIDENCE	4,856	596
EXETER	280	249
FOSTER	160	106
GLOCESTER	384	140
HOPKINTON	233	128
JAMESTOWN	616	311
JOHNSTON	4,175	153
LINCOLN	1,660	1,336
LITTLE COMPTON	197	173
MIDDLETOWN	671	356
NARRAGANSETT	1,954	349
NEWPORT	1,491	483
NEW SHOREHAM	67	36
NORTH KINGSTOWN	1,692	1036
NORTH PROVIDENCE	4,004	207
NORTH SMITHFIELD	789	277
PAWTUCKET	6,366	472
PORTSMOUTH	1,050	954
PROVIDENCE	16,005	620
RICHMOND	262	143
SCITUATE	397	309
SMITHFIELD	1,436	408
SOUTH KINGSTOWN	2,163	566
TIVERTON	584	258
WARREN	723	106
WARWICK	6,492	1,834
WESTERLY	1,168	347
WEST GREENWICH	191	184
WEST WARWICK	1,858	304
WOONSOCKET	2,214	254
STATE TOTAL	81,213	17,205

RI STATEWIDE PRIMARY
September 10, 2002

RESULTS for GENERAL TREASURER by COUNTY

<i>COMMUNITY</i>	<i>DEMOCRATIC PRIMARY</i>	<i>REPUBLICAN PRIMARY</i>
	<i>Paul J. TAVARES (DEM)</i>	<i>Andrew M. LYON, III (REP)</i>
<u>BRISTOL COUNTY</u>		
BARRINGTON	1,064	820
BRISTOL	1,471	404
WARREN	723	106
COUNTY TOTAL	3,258	1,330
<u>KENT COUNTY</u>		
COVENTRY	2,039	467
EAST GREENWICH	626	878
WARWICK	6,492	1,834
WEST GREENWICH	191	184
WEST WARWICK	1,858	304
COUNTY TOTAL	11,206	3,667
<u>NEWPORT COUNTY</u>		
JAMESTOWN	616	311
LITTLE COMPTON	197	173
MIDDLETOWN	671	356
NEWPORT	1,491	483
PORTSMOUTH	1,050	954
TIVERTON	584	258
COUNTY TOTAL	4,609	2,535
<u>PROVIDENCE COUNTY</u>		
BURRILLVILLE	757	163
CENTRAL FALLS	896	47
CRANSTON	6,415	1070
CUMBERLAND	3,454	452
EAST PROVIDENCE	4,856	596
FOSTER	160	106
GLOCESTER	384	140
JOHNSTON	4,175	153
LINCOLN	1,660	1,336
NORTH PROVIDENCE	4,004	207
NORTH SMITHFIELD	789	277
PAWTUCKET	6,366	472
PROVIDENCE	16,005	620
SCITUATE	397	309
SMITHFIELD	1,436	408
WOONSOCKET	2,214	254
COUNTY TOTAL	53,968	6,610
<u>WASHINGTON COUNTY</u>		
CHARLESTOWN	353	209
EXETER	280	249
HOPKINTON	233	128
NARRAGANSETT	1,954	349
NEW SHOREHAM	67	36
NORTH KINGSTOWN	1,692	1036
RICHMOND	262	143
SOUTH KINGSTOWN	2,163	566
WESTERLY	1,168	347
COUNTY TOTAL	8,172	3,063
STATE TOTALS	81,213	17,205

RI STATEWIDE PRIMARY
September 10, 2002

STATE SENATE RESULTS by SENATE DISTRICT				
<i>District</i>	<i>Democratic Primary</i>		<i>Republican Primary</i>	
	CANDIDATE	VOTES	CANDIDATE	VOTES
1	Rhoda E. PERRY	3,870	Leo TREVINO	252
2	Juan M. PICHARDO Charles D. WALTON	2,222 1,598	Yvon CHANCY	52
3	Frank A. CICCONE, III	1,925	Brian P. MAYBEN	42
4	Maryellen GOODWIN Catherine E. GRAZIANO	2,213 1,802		
5	Frank T. CAPRIO	1,888		
6	Dominick J. RUGGERIO	2,780		
7	John A. CELONA	3,820	Kevin M. NERNEY	442
8	William V. IRONS	2,935		
9			David E. BATES	1,161
10	Walter S. FELAG, JR.	1,254		
11	Charles J. LEVESQUE Mary Ann EDWARDS	1,034 936	Mary A. PARELLA	1,018
12	Michael B. FORTE, JR.	1,046	June N. GIBBS	745
13	M. Teresa PAIVA-WEED J. Clement CICILLINE	2,090 688	Janine M. ATAMIAN	686
14	Daniel DaPONTE	2,276		
15	John F. McBURNEY, III	1,980		
16	Daniel J. ISSA	1,518	Ernest J. CABRAL	63
17	Joseph A. MONTALBANO	2,005		
18	Michael J. DAMIANI	1,856		
19	Daniel P. CONNORS Paul N. GAGNON, Jr.	2,096 1,662	John F. GORMLY	794
20	Roger BADEAU	1,710		
21	Marc A. COTE Stella G. BRIEN	1,248 1,034		
22	John J. TASSONI, JR.	1,753	Philip G. HIRONS, JR.	536

RI STATEWIDE PRIMARY
September 10, 2002

STATE SENATE RESULTS by SENATE DISTRICT				
<i>District</i>	<i>Democratic Primary</i>		<i>Republican Primary</i>	
	CANDIDATE	VOTES	CANDIDATE	VOTES
23	Paul W. FOGARTY	1,403	Elizabeth TETREAUULT	370
24	Salvatore LOMBARDI	1,043	Leo R. BLAIS	660
25	Joseph M. POLISENA	4,251		
	Gregory V. DiPAOLO	1,634		
26	Beatrice A. LANZI	1,248	Peter A. PAOLELLA	346
	Mario G. CARLINO	1,100		
	Thomas J. IZZO	959		
27	Hanna M. GALLO	1,821	Christopher J. KITE	415
28	Elizabeth H. ROBERTS	2,164	Charles J. NEVOLA	356
29	Michael J. McCAFFREY	2,025		
30	William A. WALASKA	1,932		
31	John C. REVENS, JR.	1,681	Edward A. MAGRO	546
32	Stephen D. ALVES	1,666	John J. CLARKE, JR.	309
33	Leonidas P. RAPTAKIS	1,475	Jonathan K. FARNUM	525
	Joseph P. BUTLER, Sr.	530		
34	Donna M. WALSH	998	Kevin A. BREENE	
35	J. Michael LENIHAN	1,399	William H. GILBERT	1,158
36	James C. SHEEHAN	2,485	Timothy P. HAXTON	1,002
	Patrick T. McDONALD	1,288		
37	V. Susan SOSNOWSKI	2,511	Anna F. PRAGER	668
38			Dennis L. ALGIERE	665

RI STATEWIDE PRIMARY
September 10, 2002

STATE REPRESENTATIVE RESULTS by REPRESENTATIVE DISTRICT

<i>District</i>	<i>Democratic Primary</i>		<i>Republican Primary</i>	
	CANDIDATE	VOTES	CANDIDATE	VOTES
1	John J. McCAULEY, JR.	895		
2	Paul E. MOURA	1,115		
3	Edith H. AJELLO	1,407		
4	Gordon D. FOX	2,168	Charles L. SMITH, JR.	112
5	John J. DeSIMONE	1,548	Karl M. POIRIER	41
6	Peter N. WASYLYK	1,524		
7	Joanne M. GIANNINI	2,003		
8	Steven M. COSTANTINO	924		
9	Anastasia P. WILLIAMS	850		
10	Thomas C. SLATER	720	Brian P. MAYBEN	27
	Carlos M. DIAZ	355		
	Wilbur W. JENNINGS, JR.	677		
11	Richardson D. OGIDAN	657		
	Leon TEJADA	1,104		
12	Joseph S. ALMEIDA, JR.	958		
	Aisha W. ABDULLAH-ODIASE	428		
13	Steven F. SMITH	1,552	Ernest E. TRAFFORD	32
14	Charlene LIMA	734	Paul H. ARCHETTO	142
	Michael J. SEPE	406		
	Michael S. PISATURO	343		
15	Frank A. MONTANARO	880	Jeffrey P. BARONE	233
16	Peter G. PALUMBO	883	Michael S. BILOW	190
	Agostino BUCCI, III	681		
17	Robert B. JACQUARD	914		
18	David C. HERSEY	504	Robert J. CLARKIN	206
	Arthur HANDY	1,124		
	Alexander G. RUSSOLINO	118		
19	Joseph McNAMARA	1,109	Paul J. CANNISTRA	358
20	Paul V. SHERLOCK	871		

RI STATEWIDE PRIMARY
September 10, 2002

STATE REPRESENTATIVE RESULTS by REPRESENTATIVE DISTRICT

<i>District</i>	<i>Democratic Primary</i>		<i>Republican Primary</i>	
	CANDIDATE	VOTES	CANDIDATE	VOTES
21	Eileen Slattery NAUGHTON	971		
22	Peter T. GINAITT	1,006	Saleh SHAHID	207
23	Robert E. FLAHERTY	1,079		
24	Barbara B. COLT	838	Joseph A. TRILLO	647
25	Timothy A. WILLIAMSON	637		
26	William J. MURPHY	756		
27	Norman L. LANDROCHE, JR.	504	Walter S. NOWICKI	202
	Thomas K. JONES	442		
	Robert E. RAINVILLE	381		
28	Scott J. GUTHRIE	758	Victor G. MOFFITT	208
	Myrna C. GEORGE	480		
29	Stephen J. ANDERSON	771	Joseph T. UNSWORTH	263
30			Robert A. WATSON	1,064
31	Kenneth CARTER	737		
32	Melvoid J. BENSON	983	Laurence W. EHRHARDT	618
33	Donald J. LALLY, JR.	1,209	Harriet E. POWELL	379
34	George F. LENIHAN, JR.	708	Malcolm J. MacKENZIE	211
	David A. CAPRIO	1,833		
35	John Patrick SHANLEY, JR.	729		
36	Matthew J. McHUGH	637	Matthew L. HOPKINS	321
	Eugene F. GARVEY	628	Martha A. STAMP	201
37	Peter L. LEWISS	941	Mary Lou WALTER	262
	Lori URSO	454		
38	Brian Patrick KENNEDY	410	Amanda A. DOESCHER	185
39			Joseph H. SCOTT	399
40	Colette J. MATARESE	479	Nicholas GORHAM	339
41			Carol A. MUMFORD	471
42	Mary CERRA	1,818		
43	Joseph J. VOCCOLA	1,812		

RI STATEWIDE PRIMARY
September 10, 2002

STATE REPRESENTATIVE RESULTS by REPRESENTATIVE DISTRICT

<i>District</i>	<i>Democratic Primary</i>		<i>Republican Primary</i>	
	CANDIDATE	VOTES	CANDIDATE	VOTES
44	Gary M. HOGAN Peter John PETRARCA	930 1,038	Gloria P. NERNEY	368
45	Rene R. MENARD	1,013		
46	John Douglas BARR, II	797		
47	Richard A. AUBIN Norman C. MAINVILLE	472 436	Jason P. BROWN	150
48	Robert B. LOWE	821	Paul H. LAPRADE	378
49	David E. LAROCHE Rene M. LAFAYETTE	694 350		
50	Todd R. BRIEN	759		
51	Roger A. PICARD Ronald C. MUNSCHY	755 365		
52	David S. IWUC Donald O. REILLY, JR.	1,084 1,189	Richard W. SINGLETON	307
53	Thomas J. WINFIELD	715	Richard J. MANDEVILLE	259
54	Gregory J. SCHADONE	1,382	Barry SCHILLER	79
55	Arthur J. CORVESE	1,705		
56	Joseph L. FARIA Robert A. FERRI	634 427		
57	Daniel J. ALVES Joseph P. MORAN, III	730 1,182		
58	William SAN BENTO, JR.	705		
59	John B. HARWOOD	606		
60	Elaine A. CODERRE	816		
61	Peter F. KILMARTIN	1,699		
62	Jon M. ANDERSON Elizabeth M. DENNIGAN Edward R. LYNCH	1,317 1,516 130	Paul A. DINSMORE	88
63	Henry C. ROSE	1,261		

RI STATEWIDE PRIMARY
September 10, 2002

STATE REPRESENTATIVE RESULTS by REPRESENTATIVE DISTRICT

<i>District</i>	<i>Democratic Primary</i>		<i>Republican Primary</i>	
	CANDIDATE	VOTES	CANDIDATE	VOTES
64	Raymond C. COELHO	860		
	Brian G. COOGAN	980		
65	Robert D. SULLIVAN	924	John A. SAVAGE	266
66			Susan A. STORY	798
67	Jan MALIK	822	Gregory A. MARDEROSIAN	210
68	Fausto C. ANGUILLA	884	Robert S. HAMEL	342
69	Raymond E. GALLISON, JR.	604	Joyce M. BRYANT	231
70			Joseph N. AMARAL	327
			Joan B. QUICK	575
71	William ENOS	665		
72	John H. MAHER	689	Christine H. CALLAHAN	711
73	Maxine Bradford SHAVERS	540		
74	William H. MURPHY	637	Bruce J. LONG	490
	George R. LEVESQUE	611		
75	Paul W. CROWLEY	815	Anthony G. SPIRATOS	344

RI STATEWIDE PRIMARY
September 10, 2002

SENATE DISTRICT COMMITTEES - DEMOCRAT

<i>DISTRICT</i>	<i>CANDIDATE</i>	<i>VOTES</i>
2	Robin LOPES	1,214
	Roosevelt BENTON	1,182
	Jean WIGGINS	860
	Stephanie M. CRUZ	1,025
	Victor F. CAPELLAN	1,336
	Marilyn CEPEDA	987
	Julius O. KOLAWOLE	384
	Barbara Mae KRANK	628
	Jesus R. MARTINEZ	836
	Everin PEREZ	709
	4	John P. HAWKINS
James T. CONNOLLY		1,159
Mary J. WHALEN		1,557
Kathleen F. MADRID		980
Joann T. DiLEONE		1,068
Marion J. COLLINS		987
Kevin F. McHUGH		1,068
Julie A. MOTTA		1,090
Christopher NOCERA		1,341
James M. REILLY		1,178
10	Raymond William MARTINS	953
	John M. JANNITTO	984
	Rita C. GALINELLI	1,157
	Michael P. MARTINS	917
	Michael J. CARREIRO	1,019
	James P. DeCASTRO	878
	Gerald P. ROMANO	907
	Paul A. BRODEUR	572
	Diana L. KAMINSKI	706
	Charles M. MORAN, JR.	589
	Karen E. TURNER	700
Leonard C. WRIGHT	512	
16	Daniel J. ISSA	1,372
	Iris N. CASTANEDA	619
	Mary R. ALLEN	843
	Louis PAQUETTE, JR.	878
	Elizabeth A. CROWLEY	1,075
	Jack COSTA	834
	James V. GILLAN	831
	Jason R. LEGER	752
	Lee M. MATTHEWS	1,024
	Gene R. NOURY	807

RI STATEWIDE PRIMARY
September 10, 2002

SENATE DISTRICT COMMITTEES - DEMOCRAT

<i>DISTRICT</i>	<i>CANDIDATE</i>	<i>VOTES</i>
17	John W. MONTALBANO	1,842
	Kathryn McCAUGHEY	1,588
	John LANNI	1,556
	Sharon H. CORVENO	1,427
	Robert A. RICCI	1,693
	William SAN BENTO, JR.	1,675
	David CLEMENTE	1,549
	James B. SPOONER	1,087
	19	Maureen HANAWAY-AVENO
Paulo B. TANASIO		1,021
Michael P. CONNORS		2,077
R. David CRUISE		2,233
Arthur Moniz DaCOSTA, JR.		1,049
Brian M. HUNTER		1,911
John P. KELLY, JR.		1,602
John E. BESSETTE, JR.		1,395
Barbara T. CULLEN		1,430
John J. CULLEN		1,292
Matthew J. GANNON		1,573
Edward J. SLATTERY		1,455
20		Joseph V. LAWRENCE, JR.
	Robert A. TURCOTTE	1,565
	Marc R. BADEAU	1,551
	Robert J.P. TELLIER	1,438
	Adrien J. BISSONNETTE	1,508
	Ronald C. MUNSCHY	1,435
	Richard SCHATZ	1,127
	Michael L. KINCH	1,140
	25	Bernard FREZZA, JR.
Julie M. POLISENA		3,594
Anthony D. PILOZZI		2,539
David A. IANNUCCILLI		2,952
Joseph C. CASALI		2,485
David M. aRUSSO		2,623
Vincent DiPAOLO		2,369
Steven J. SANTILLI		2,796
36	Thomas J. REILLY	2,100
	Domenic COLOMBO	1,604
	Kristen J. McDONALD	2,045
	Gayle J. WOLF	1,764
	Edward J. WHITTAKER	1,698
	Arthur L. SIMONINI	1,377
	Suzanne M. HENSELER	2,063
	Elizabeth H. DEMERS	1,904
	Mary LYNCH	2,009

RI STATEWIDE PRIMARY
September 10, 2002

REPRESENTATIVE DISTRICT COMMITTEES - DEMOCRAT

<i>DISTRICT</i>	<i>CANDIDATE</i>	<i>VOTES</i>
10	Scott A. SLATER	888
	Paul M. CONSTANT	399
	Victoria GREIG	538
	Robin M. EVANS	441
	John F. PRYOR	343
	Paul S. TAYLOR	393
	14	Teresa A. PIZZI
John Philip GORMLEY		421
Michael F. SPIRITO, JR.		703
Paula A. DiMUCCIO		684
David A. SCHIAPO		441
Francesca SOLITRO-COPPA		410
16		Lisa M. GEMMA
	Michael A. GEMMA	677
	Donna M. PALUMBO	1,006
	Joseph A. MARAIA	536
	Lynn WILLIAMS	637
	18	John S. SIMONIAN
Irving H. LEVIN		725
Jennifer L. CARDULLO		780
Richard N. HARRIS		599
John A. LEIDECKER, JR.		503
Carol Reagan SHELTON		905
34		Brian J. FARRELL
	John L. ELDRIDGE, JR.	852
	Harvey CATALDO	705
	Charles J. HAMILTON, JR.	847
	John B. FORD	761
	Mary L. DEMERS	1,234
	Kevin M. HUNT	1,009
	James A. SIGNORELLI	1,221
37	Aaron V. MORRONE	734
	Michael F. BENEVIDES	657
	Florence R. LEWISS	790
	Nancy M. BURNS-FUSARO	755
44	Terrance N. TURNER	917
	Matthew P. DeANGELIS	1,072
	Mary E. HOGAN	1,016
	Lorraine M. NATALE	1,086
	Frederic A. MARZILLI	743
	Steven Robert CARLINO	818
	Joseph R. KING	589
	Edward J. LANNI	853

RI STATEWIDE PRIMARY
September 10, 2002

REPRESENTATIVE DISTRICT COMMITTEES - DEMOCRAT

<i>DISTRICT</i>	<i>CANDIDATE</i>	<i>VOTES</i>
46	Edward J. BRENNAN	513
	Edwin H. TETREULT	365
	Monica HORAN	540
	Kathleen A. BROWN	530
	Frank R. McROBERTS	310
	Louis E. AZAR	429
	John J. CULLEN	413
	Rebecca CULLEN	374
	Gabriel SABACK	244
	Edward J. SLATTERY	505
52	Timothy S. IWUC	1,022
	Robert J. GARON	722
	Rosa M. IWUC	861
	Monica Brady CRAWFORD	834
	Michael L. KINCH	801
	Donald LARGE	1,158
	56	Elizabeth A. CROWLEY
Rita T. MANLEY		343
Antonio MIGUEL		307
Lee M. MATTHEWS		528
Gene R. NOURY		398

RI STATEWIDE PRIMARY
September 10, 2002

STATE COMMITTEEMAN / COMMITTEEWOMAN - DEMOCRAT

<i>DISTRICT</i>	<i>CANDIDATE</i>	<i>VOTES</i>
10	Thomas WALTERS	899
	John OAKES	349
	Maria D. CAMACHO	829
	Abigail MESA	447
14	Michael F. SPIRITO, JR.	754
	Edward G. DiMUCCIO	524
	Angela LIMA	855
	Paula A. DiMUCCIO	509
18	Irving H. LEVIN	882
	Joseph R. PECKHAM	677
	Laurie A. McKENNA-THERR	914
	Martha P. ROSENBERG	648
37	Thomas S. CHINIGO	536
	Giorgio S. GENCARELLI	552
41	Michael J. MARCELLO	552
	Salvatore LOMBARDI	209
44	Gary M. HOGAN	1088
	Dean L. LEES, JR.	377
	Anthony D. PILOZZI	420
46	John A. LUCAS	494
	James B. SPOONER	519
	Barbara A. BARR	574
	Barbara T. CULLEN	516
52	Matthew J. GANNON	853
	R. David CRUISE	1274
57	Mark W. DAILEY	993
	Thomas LAZIEH	622
73	Richard E. O'NEILL	445
	John J. CROWLEY, JR.	365

**RI STATEWIDE PRIMARY
September 10, 2002**

VOTER TURNOUT by COMMUNITY(1)

Community	(2)			(3) Democratic Primary			(3) Republican Primary		
	Eligible Vote	Turnout	% Turnout	Eligible Vote	Turnout	% Turnout	Eligible Vote	Turnout	% Turnout
Barrington	12,425	2,778	22.4%	9,779	1,614	16.5%	9,457	1,164	12.3%
Bristol	14,473	2,581	17.8%	12,895	2,042	15.8%	9,945	539	5.4%
Burrillville	9,718	1,350	13.9%	8,739	1,122	12.8%	7,048	228	3.2%
Central Falls	5,677	1,644	29.0%	5,423	1,571	29.0%	2,560	73	2.9%
Charlestown	5,769	785	13.6%	4,725	475	10.1%	4,953	310	6.3%
Coventry	22,970	3,572	15.6%	20,936	2,834	13.5%	18,092	738	4.1%
Cranston	51,536	11,435	22.2%	46,564	9,556	20.5%	36,092	1,879	5.2%
Cumberland	22,076	5,715	25.9%	20,444	5,086	24.9%	12,796	629	4.9%
E. Greenwich	9,836	2,472	25.1%	8,160	864	10.6%	8,334	1,608	19.3%
E. Providence	26,626	6,939	26.1%	24,692	6,072	24.6%	15,291	867	5.7%
Exeter	3,906	810	20.7%	3,280	377	11.5%	3,038	433	14.3%
Foster	3,017	403	13.4%	2,553	238	9.3%	2,592	165	6.4%
Glocester	6,611	724	11.0%	5,803	515	8.9%	5,407	209	3.9%
Hopkinton	5,211	486	9.3%	4,394	294	6.7%	4,305	192	4.5%
Jamestown	4,408	1,374	31.2%	3,784	906	23.9%	3,470	468	13.5%
Johnston	21,045	6,585	31.3%	20,158	6,381	31.7%	8,006	204	2.5%
Lincoln	14,893	4,595	30.9%	12,991	2,453	18.9%	11,307	2,142	18.9%
Little Compton	2,846	548	19.3%	2,246	298	13.3%	2,213	250	11.3%
Middletown	9,537	1,480	15.5%	7,973	972	12.2%	7,204	508	7.1%
Narragansett	13,788	3,672	26.6%	12,540	3,043	24.3%	10,172	629	6.2%
Newport	13,795	3,038	22.0%	11,452	2,318	20.2%	9,027	720	8.0%
New Shoreham	1,470	142	9.7%	1,192	93	7.8%	1,060	49	4.6%
N. Kingstown	19,180	4,059	21.2%	16,398	2,426	14.8%	14,984	1,633	10.9%
N. Providence	26,024	6,272	24.1%	25,304	5,942	23.5%	11,153	330	3.0%
N. Smithfield	8,200	1,782	21.7%	7,357	1,292	17.6%	6,239	490	7.9%
Pawtucket	37,055	9,536	25.7%	34,797	8,918	25.6%	19,265	618	3.2%
Portsmouth	12,157	2,945	24.2%	9,868	1,505	15.3%	9,454	1,440	15.2%
Providence	101,022	28,534	28.2%	95,819	27,504	28.7%	45,998	1,030	2.2%
Richmond	4,794	595	12.4%	4,092	370	9.0%	3,877	225	5.8%
Scituate	7,088	1,048	14.8%	5,887	587	10.0%	6,003	461	7.7%
Smithfield	13,951	2,615	18.7%	12,615	2,005	15.9%	10,478	610	5.8%
S. Kingstown	18,282	4,425	24.2%	15,886	3,552	22.4%	13,580	873	6.4%
Tiverton	10,853	1,142	10.5%	9,588	800	8.3%	7,264	342	4.7%
Warren	8,965	1,230	13.7%	8,281	1,056	12.8%	6,648	174	2.6%
Warwick	58,437	12,024	20.6%	53,012	9,102	17.2%	37,565	2,922	7.8%
Westerly	15,971	2,305	14.4%	13,643	1,778	13.0%	11,920	527	4.4%
W. Greenwich	3,415	570	16.7%	2,927	286	9.8%	2,910	284	9.8%
W. Warwick	16,201	3,225	19.9%	14,852	2,748	18.5%	11,246	477	4.2%
Woonsocket	21,784	3,924	18.0%	19,947	3,540	17.7%	13,100	384	2.9%
TOTALS	665,012	149,359	22.5%	600,996	122,535	20.4%	424,053	26,824	6.3%

(1) Only voters registered as Democrats, Republicans or Unaffiliated were eligible to vote in the Sept. 10, 2002 primary.
Persons registered as Cool Moose or Green Party voters were ineligible to vote in either primary.

(2) The "Eligible Vote" shown includes the total number of persons registered by the registration deadline of August 10, 2002. It includes all of those persons who are eligible to vote in the September 10, 2002 Democratic and Republican Party primaries.

(3) Under the general laws of Rhode Island, persons registered as either "Democrat" or "Republican" may only vote in the primary of the party in which they are registered. An "Unaffiliated" voter may elect to vote in either the Democratic or Republican Party Primary, but not both.
The "Eligible Vote" and "Turnout" data included herein are reflective of those considerations.

Note: The above table does not include data from the non-partisan primaries conducted for local offices in E. Providence, Narragansett & N. Smithfield.

RI GENERAL ELECTION
November 5, 2002

**RI GENERAL ELECTION
November 5, 2002**

STATE and FEDERAL OFFICES SUMMARY

US SENATOR IN CONGRESS

<i>DEMOCRATIC</i>		<i>REPUBLICAN</i>	
Candidate	Total Votes	Candidate	Total Votes
John F. REED	253,922	Robert G. TINGLE	69,881

US CONGRESS—District 1

<i>DEMOCRATIC</i>		<i>REPUBLICAN</i>		<i>INDEPENDENT</i>	
Candidate	Total Votes	Candidate	Total Votes	Candidate	Total Votes
Patrick J. KENNEDY	95,286	David W. ROGERS	59,370	Frank CARTER	4,318

US CONGRESS—District 2

<i>DEMOCRATIC</i>		<i>REPUBLICAN</i>		<i>INDEPENDENT</i>	
Candidate	Total Votes	Candidate	Total Votes	Candidate	Total Votes
James R. LANGEVIN	129,390	John O. MATSON	37,767	Dorman J. HAYES, Jr.	2,327

**RI GENERAL ELECTION
November 5, 2002**

GOVERNOR

<i>DEMOCRATIC</i>		<i>REPUBLICAN</i>	
Candidate	Total Votes	Candidate	Total Votes
Myrth YORK	150,229	Donald L. CARCIERI	181,827

LIEUTENANT GOVERNOR

<i>DEMOCRATIC</i>		<i>REPUBLICAN</i>	
Candidate	Total Votes	Candidate	Total Votes
Charles J. FOGARTY	175,218	John A. PAGLIARINI, Jr.	80,813

<i>COOL MOOSE</i>		<i>GREEN</i>	
Candidate	Total Votes	Candidate	Total Votes
Robert J. HEALEY, Jr.	61,244	Gregg R. STEVENS	8,705

SECRETARY of STATE

<i>DEMOCRATIC</i>		<i>REPUBLICAN</i>	
Candidate	Total Votes	Candidate	Total Votes
Matthew A. BROWN	216,782	Christopher W. STANLEY	98,780

ATTORNEY GENERAL

<i>DEMOCRATIC</i>		<i>REPUBLICAN</i>	
Candidate	Total Votes	Candidate	Total Votes
Patrick C. LYNCH	191,488	J. William W. HARSCH	119,717

GENERAL TREASURER

<i>DEMOCRATIC</i>		<i>REPUBLICAN</i>	
Candidate	Total Votes	Candidate	Total Votes
Paul J. TAVARES	230,306	Andrew M. LYON, III	89,457

TOTAL VOTES CAST FOR FEDERAL AND STATE OFFICES

**RI GENERAL ELECTION
November 5, 2002**

TOTAL VOTES CAST for FEDERAL OFFICES

US SENATE RESULTS by COMMUNITY

<i>COMMUNITY</i>	<i>John F. REED (DEM)</i>	<i>Robert G. TINGLE (REP)</i>
BARRINGTON	5,268	2,007
BRISTOL	5,508	1,526
BURRILLVILLE	3,410	1,064
CENTRAL FALLS	2,004	296
CHARLESTOWN	2,147	913
COVENTRY	8,789	2,841
CRANSTON	22,554	5,575
CUMBERLAND	8,613	2,639
EAST GREENWICH	3,805	1,867
EAST PROVIDENCE	12,669	2,522
EXETER	1,497	742
FOSTER	1,248	528
GLOCESTER	2,519	926
HOPKINTON	1,620	687
JAMESTOWN	2,125	675
JOHNSTON	8,326	1,898
LINCOLN	6,583	2,110
LITTLE COMPTON	1,162	571
MIDDLETOWN	4,000	1,277
NARRAGANSETT	5,040	1,490
NEWPORT	5,279	1,529
NEW SHOREHAM	726	222
NORTH KINGSTOWN	7,849	2,972
NORTH PROVIDENCE	9,835	1,994
NORTH SMITHFIELD	3,267	1,054
PAWTUCKET	13,241	2,493
PORTSMOUTH	5,142	2,039
PROVIDENCE	30,631	3,991
RICHMOND	1,744	639
SCITUATE	2,901	1,537
SMITHFIELD	5,572	1,849
SOUTH KINGSTOWN	7,352	2,197
TIVERTON	3,637	1,344
WARREN	2,713	775
WARWICK	24,696	7,025
WESTERLY	5,289	2,119
WEST GREENWICH	1,300	652
WEST WARWICK	6,791	1,824
WOONSOCKET	7,070	1,472
STATE TOTAL	253,922	69,881

RI GENERAL ELECTION
November 5, 2002

US SENATE RESULTS by COUNTY

<i>COMMUNITY</i>	<i>John F. REED (DEM)</i>	<i>Robert G. TINGLE (REP)</i>
<u>BRISTOL COUNTY</u>		
BARRINGTON	5,268	2,007
BRISTOL	5,508	1,526
WARREN	2,713	775
COUNTY TOTAL	13,489	4,308
<u>KENT COUNTY</u>		
COVENTRY	8,789	2,841
EAST GREENWICH	3,805	1,867
WARWICK	24,696	7,025
WEST GREENWICH	1,300	652
WEST WARWICK	6,791	1,824
COUNTY TOTAL	45,381	14,209
<u>NEWPORT COUNTY</u>		
JAMESTOWN	2,125	675
LITTLE COMPTON	1,162	571
MIDDLETOWN	4,000	1,277
NEWPORT	5,279	1,529
PORTSMOUTH	5,142	2,039
TIVERTON	3,637	1,344
COUNTY TOTAL	21,345	7,435
<u>PROVIDENCE COUNTY</u>		
BURRILLVILLE	3,410	1,064
CENTRAL FALLS	2,004	296
CRANSTON	22,554	5,575
CUMBERLAND	8,613	2,639
EAST PROVIDENCE	12,669	2,522
FOSTER	1,248	528
GLOCESTER	2,519	926
JOHNSTON	8,326	1,898
LINCOLN	6,583	2,110
NORTH PROVIDENCE	9,835	1,994
NORTH SMITHFIELD	3,267	1,054
PAWTUCKET	13,241	2,493
PROVIDENCE	30,631	3,991
SCITUATE	2,901	1,537
SMITHFIELD	5,572	1,849
WOONSOCKET	7,070	1,472
COUNTY TOTAL	140,443	31,948
<u>WASHINGTON COUNTY</u>		
CHARLESTOWN	2,147	913
EXETER	1,497	742
HOPKINTON	1,620	687
NARRAGANSETT	5,040	1,490
NEW SHOREHAM	726	222
NORTH KINGSTOWN	7,849	2,972
RICHMOND	1,744	639
SOUTH KINGSTOWN	7,352	2,197
WESTERLY	5,289	2,119
COUNTY TOTAL	33,264	11,981
STATE TOTALS	253,922	69,881

**RI GENERAL ELECTION
November 5, 2002**

US CONGRESS District 1 RESULTS by COMMUNITY

<i>COMMUNITY</i>	<i>Patrick J. KENNEDY (DEM)</i>	<i>David W. ROGERS (REP)</i>	<i>Frank CARTER (IND)</i>
BARRINGTON	3,428	3,732	210
BRISTOL	4,251	2,862	170
BURRILLVILLE	2,619	1,809	153
CENTRAL FALLS	1,873	508	56
CUMBERLAND	6,506	4,789	269
EAST PROVIDENCE	10,191	5,076	362
JAMESTOWN	1,382	1,318	110
LINCOLN	4,681	3,999	207
LITTLE COMPTON	746	945	75
MIDDLETOWN	2,795	2,459	141
NEWPORT	3,810	3,000	168
NORTH PROVIDENCE	7,568	4,312	259
NORTH SMITHFIELD	2,607	1,785	120
PAWTUCKET	11,123	4,567	500
PORTSMOUTH	3,458	3,743	145
PROVIDENCE *	13,236	4,853	783
SMITHFIELD	3,751	3,621	187
TIVERTON	2,762	2,255	147
WARREN	2,054	1,450	90
WOONSOCKET	6,445	2,287	166
STATE TOTAL	95,286	59,370	4,318

*Providence is split between Congressional Dist. #1 and Congressional Dist. #2

**RI GENERAL ELECTION
November 5, 2002**

US CONGRESS District 1 RESULTS by COUNTY

<i>COMMUNITY</i>	<i>Patrick J. KENNEDY (DEM)</i>	<i>David W. ROGERS (REP)</i>	<i>Frank CARTER (IND)</i>
<u>BRISTOL COUNTY</u>			
BARRINGTON	3,428	3,732	210
BRISTOL	4,251	2,862	170
WARREN	2,054	1,450	90
COUNTY TOTAL	9,733	8,044	470
<u>NEWPORT COUNTY</u>			
JAMESTOWN	1,382	1,318	110
LITTLE COMPTON	746	945	75
MIDDLETOWN	2,795	2,459	141
NEWPORT	3,810	3,000	168
PORTSMOUTH	3,458	3,743	145
TIVERTON	2,762	2,255	147
COUNTY TOTAL	14,953	13,720	786
<u>PROVIDENCE COUNTY</u>			
BURRILLVILLE	2,619	1,809	153
CENTRAL FALLS	1,873	508	56
CRANSTON	N/A	N/A	N/A
CUMBERLAND	6,506	4,789	269
EAST PROVIDENCE	10,191	5,076	362
FOSTER	N/A	N/A	N/A
GLOCESTER	N/A	N/A	N/A
JOHNSTON	N/A	N/A	N/A
LINCOLN	4,681	3,999	207
NORTH PROVIDENCE	7,568	4,312	259
NORTH SMITHFIELD	2,607	1,785	120
PAWTUCKET	11,123	4,567	500
PROVIDENCE*	13,236	4,853	783
SCITUATE	N/A	N/A	N/A
SMITHFIELD	3,751	3,621	187
WOONSOCKET	6,445	2,287	166
COUNTY TOTAL	70,600	37,606	3,062
STATE TOTALS	95,286	59,370	4,318

*Providence is split between Congressional Dist. #1 and Congressional Dist. #2

RI GENERAL ELECTION
November 5, 2002

US CONGRESS, District 2 RESULTS by COMMUNITY

<i>COMMUNITY</i>	<i>James R. LANGEVIN (DEM)</i>	<i>John O. MATSON (REP)</i>	<i>Dorman J. HAYES (IND)</i>
CHARLESTOWN	1,979	1,054	53
COVENTRY	8,767	2,750	165
CRANSTON	22,326	5,607	343
EAST GREENWICH	3,857	1,763	50
EXETER	1,411	810	39
FOSTER	1,198	550	34
GLOCESTER	2,429	954	65
HOPKINTON	1,466	840	43
JOHNSTON	8,426	1,686	177
NARRAGANSETT	4,934	1,554	78
NEW SHOREHAM	668	251	17
NORTH KINGSTOWN	7,692	3,014	135
PROVIDENCE *	14,261	1,411	283
RICHMOND	1,510	846	42
SCITUATE	2,885	1,507	55
SOUTH KINGSTOWN	6,987	2,418	126
WARWICK	25,263	6,339	348
WESTERLY	5,239	2,054	111
WEST GREENWICH	1,278	655	29
WEST WARWICK	6,814	1,704	134
STATE TOTALS	129,390	37,767	2,327

*Providence is split between Congressional Dist. #1 and Congressional Dist. #2

**RI GENERAL ELECTION
November 5, 2002**

US CONGRESS District 2 RESULTS by COUNTY

<i>COMMUNITY</i>	<i>James R. LANGEVIN (DEM)</i>	<i>John O. MATSON (REP)</i>	<i>Dorman J. HAYES (IND)</i>
<u>KENT COUNTY</u>			
COVENTRY	8,767	2,750	165
EAST GREENWICH	3,857	1,763	50
WARWICK	25,263	6,339	348
WEST GREENWICH	1,278	655	29
WEST WARWICK	5,239	2,054	111
COUNTY TOTAL	44,404	13,561	703
<u>PROVIDENCE COUNTY</u>			
BURRILLVILLE	N/A	N/A	N/A
CENTRAL FALLS	N/A	N/A	N/A
CRANSTON	22,326	5,607	343
CUMBERLAND	N/A	N/A	N/A
EAST PROVIDENCE	N/A	N/A	N/A
FOSTER	1,198	550	34
GLOCESTER	2,429	954	65
JOHNSTON	8,426	1,686	177
LINCOLN	N/A	N/A	N/A
NORTH PROVIDENCE	N/A	N/A	N/A
NORTH SMITHFIELD	N/A	N/A	N/A
PAWTUCKET	N/A	N/A	N/A
PROVIDENCE*	14,261	1,411	283
SCITUATE	2,885	1,507	55
SMITHFIELD	N/A	N/A	N/A
WOONSOCKET	N/A	N/A	N/A
COUNTY TOTAL	51,525	11,715	957
<u>WASHINGTON COUNTY</u>			
CHARLESTOWN	1,979	1,054	53
EXETER	1,411	810	39
HOPKINTON	1,466	840	43
NARRAGANSETT	4,934	1,554	78
NEW SHOREHAM	668	251	17
NORTH KINGSTOWN	7,692	3,014	135
RICHMOND	1,510	846	42
SOUTH KINGSTOWN	6,987	2,418	126
WESTERLY	6,814	1,704	134
COUNTY TOTAL	33,461	12,491	667
STATE TOTALS	129,390	37,767	2,327

*Providence is split between Congressional Dist. #1 and Congressional Dist. #2

RI GENERAL ELECTION
November 5, 2002

RESULTS for GOVERNOR by COMMUNITY

<i>COMMUNITY</i>	<i>Myrth YORK (DEM)</i>	<i>Donald L. CARCIERI (REP)</i>
BARRINGTON	2,615	4,817
BRISTOL	3,280	3,961
BURRILLVILLE	2,060	2,510
CENTRAL FALLS	1,660	771
CHARLESTOWN	1,347	1,781
COVENTRY	4,998	6,811
CRANSTON	11,928	16,959
CUMBERLAND	4,717	6,867
EAST GREENWICH	1,215	4,582
EAST PROVIDENCE	8,361	7,230
EXETER	839	1,438
FOSTER	692	1,087
GLOCESTER	1,370	2,128
HOPKINTON	1,034	1,325
JAMESTOWN	1,154	1,675
JOHNSTON	4,643	5,931
LINCOLN	3,141	5,746
LITTLE COMPTON	670	1,099
MIDDLETOWN	2,220	3,170
NARRAGANSETT	2,514	4,184
NEWPORT	3,203	3,757
NEW SHOREHAM	470	479
NORTH KINGSTOWN	3,520	7,546
NORTH PROVIDENCE	5,711	6,520
NORTH SMITHFIELD	1,813	2,678
PAWTUCKET	9,127	7,025
PORTSMOUTH	2,725	4,592
PROVIDENCE	23,894	12,019
RICHMOND	1,076	1,355
SCITUATE	1,405	3,087
SMITHFIELD	2,907	4,666
SOUTH KINGSTOWN	4,219	5,511
TIVERTON	2,436	2,715
WARREN	1,660	1,929
WARWICK	13,238	19,023
WESTERLY	3,290	4,326
WEST GREENWICH	682	1,314
WEST WARWICK	4,006	4,740
WOONSOCKET	4,389	4,473
STATE TOTAL	150,229	181,827

RI GENERAL ELECTION
November 5, 2002

RESULTS for GOVERNOR by COUNTY

<i>COMMUNITY</i>	<i>Myrth YORK (DEM)</i>	<i>Donald L. CARCIERI (REP)</i>
<u>BRISTOL COUNTY</u>		
BARRINGTON	2,615	4,817
BRISTOL	3,280	3,961
WARREN	1,660	1,929
COUNTY TOTAL	7,555	10,707
<u>KENT COUNTY</u>		
COVENTRY	4,998	6,811
EAST GREENWICH	1,215	4,582
WARWICK	13,238	19,023
WEST GREENWICH	682	1,314
WEST WARWICK	4,006	4,740
COUNTY TOTAL	24,139	36,470
<u>NEWPORT COUNTY</u>		
JAMESTOWN	1,154	1,675
LITTLE COMPTON	670	1,099
MIDDLETOWN	2,220	3,170
NEWPORT	3,203	3,757
PORTSMOUTH	2,725	4,592
TIVERTON	2,436	2,715
COUNTY TOTAL	12,408	17,008
<u>PROVIDENCE COUNTY</u>		
BURRILLVILLE	2,060	2,510
CENTRAL FALLS	1,660	771
CRANSTON	11,928	16,959
CUMBERLAND	4,717	6,867
EAST PROVIDENCE	8,361	7,230
FOSTER	692	1,087
GLOCESTER	1,370	2,128
JOHNSTON	4,643	5,931
LINCOLN	3,141	5,746
NORTH PROVIDENCE	5,711	6,520
NORTH SMITHFIELD	1,813	2,678
PAWTUCKET	9,127	7,025
PROVIDENCE	23,894	12,019
SCITUATE	1,405	3,087
SMITHFIELD	2,907	4,666
WOONSOCKET	4,389	4,473
COUNTY TOTAL	87,818	89,697
<u>WASHINGTON COUNTY</u>		
CHARLESTOWN	1,347	1,781
EXETER	839	1,438
HOPKINTON	1,034	1,325
NARRAGANSETT	2,514	4,184
NEW SHOREHAM	470	479
NORTH KINGSTOWN	3,520	7,546
RICHMOND	1,076	1,355
SOUTH KINGSTOWN	4,219	5,511
WESTERLY	3,290	4,326
COUNTY TOTAL	18,309	27,945
STATE TOTALS	150,229	181,827

**RI GENERAL ELECTION
November 5, 2002**

RESULTS for LIEUTENANT GOVERNOR by COMMUNITY

<i>COMMUNITY</i>	<i>Charles J. FOGARTY (DEM)</i>	<i>John A. PAGLIARINI, JR. (REP)</i>	<i>Robert J. HEALEY, JR. (COO)</i>	<i>Gregg R. STEVENS (GRN)</i>
BARRINGTON	2,293	1,832	3,072	135
BRISTOL	2,843	1,349	2,837	102
BURRILLVILLE	3,007	921	537	74
CENTRAL FALLS	1,769	312	223	44
CHARLESTOWN	1,378	1,045	551	104
COVENTRY	5,831	3,397	2,199	226
CRANSTON	15,104	8,400	4,285	497
CUMBERLAND	6,339	3,040	1,708	263
EAST GREENWICH	2,033	2,228	1,222	133
EAST PROVIDENCE	9,153	2,663	3,189	337
EXETER	877	791	531	46
FOSTER	859	522	357	45
GLOCESTER	2,320	647	454	69
HOPKINTON	1,018	660	544	88
JAMESTOWN	1,187	733	773	107
JOHNSTON	6,172	2,581	1,361	184
LINCOLN	4,565	2,612	1,401	173
LITTLE COMPTON	551	579	559	40
MIDDLETOWN	2,456	1,370	1,362	117
NARRAGANSETT	3,206	1,813	1,325	212
NEWPORT	3,222	1,608	1,793	232
NEW SHOREHAM	405	288	185	49
NORTH KINGSTOWN	4,560	3,736	2,264	276
NORTH PROVIDENCE	7,640	2,639	1,539	221
NORTH SMITHFIELD	2,456	1,143	718	79
PAWTUCKET	10,354	2,598	2,546	419
PORTSMOUTH	2,657	2,067	2,371	138
PROVIDENCE	23,473	4,832	4,713	1,790
RICHMOND	1,032	655	622	87
SCITUATE	1,868	1,702	792	82
SMITHFIELD	4,525	1,815	1,101	103
SOUTH KINGSTOWN	4,362	2,547	1,861	743
TIVERTON	2,335	1,248	1,345	126
WARREN	1,117	478	1,930	49
WARWICK	17,403	8,243	5,525	607
WESTERLY	3,701	2,708	642	304
WEST GREENWICH	801	684	438	39
WEST WARWICK	4,676	2,569	1,276	159
WOONSOCKET	5,670	1,758	1,093	206
STATE TOTAL	175,218	80,813	61,244	8,705

RI GENERAL ELECTION
November 5, 2002

RESULTS for LIEUTENANT GOVERNOR by COUNTY

<i>COMMUNITY</i>	<i>Charles J. FOGARTY (DEM)</i>	<i>John A. PAGLIARINI, JR. (REP)</i>	<i>Robert J. HEALEY, JR. (COO)</i>	<i>Gregg R. STEVENS (GRN)</i>
<u>BRISTOL COUNTY</u>				
BARRINGTON	2,293	1,832	3,072	135
BRISTOL	2,843	1,349	2,837	102
WARREN	1,117	478	1,930	49
COUNTY TOTAL	6,253	3,659	7,839	286
<u>KENT COUNTY</u>				
COVENTRY	5,831	3,397	2,199	226
EAST GREENWICH	2,033	2,228	1,222	133
WARWICK	17,403	8,243	5,525	607
WEST GREENWICH	801	684	438	39
WEST WARWICK	4,676	2,569	1,276	159
COUNTY TOTAL	30,744	17,121	10,660	1,164
<u>NEWPORT COUNTY</u>				
JAMESTOWN	1,187	733	773	107
LITTLE COMPTON	551	579	559	40
MIDDLETOWN	2,456	1,370	1,362	117
NEWPORT	3,222	1,608	1,793	232
PORTSMOUTH	2,657	2,067	2,371	138
TIVERTON	2,335	1,248	1,345	126
COUNTY TOTAL	12,408	7,605	8,203	760
<u>PROVIDENCE COUNTY</u>				
BURRILLVILLE	3,007	921	537	74
CENTRAL FALLS	1,769	312	223	44
CRANSTON	15,104	8,400	4,285	497
CUMBERLAND	6,339	3,040	1,708	263
EAST PROVIDENCE	9,153	2,663	3,189	337
FOSTER	859	522	357	45
GLOCESTER	2,320	647	454	69
JOHNSTON	6,172	2,581	1,361	184
LINCOLN	4,565	2,612	1,401	173
NORTH PROVIDENCE	7,640	2,639	1,539	221
NORTH SMITHFIELD	2,456	1,143	718	79
PAWTUCKET	10,354	2,598	2,546	419
PROVIDENCE	23,473	4,832	4,713	1,790
SCITUATE	1,868	1,702	792	82
SMITHFIELD	4,525	1,815	1,101	103
WOONSOCKET	5,670	1,758	1,093	206
COUNTY TOTAL	105,274	38,185	26,017	4,586
<u>WASHINGTON COUNTY</u>				
CHARLESTOWN	1,378	1,045	551	104
EXETER	877	791	531	46
HOPKINTON	1,018	660	544	88
NARRAGANSETT	3,206	1,813	1,325	212
NEW SHOREHAM	405	288	185	49
NORTH KINGSTOWN	4,560	3,736	2,264	276
RICHMOND	1,032	655	622	87
SOUTH KINGSTOWN	4,362	2,547	1,861	743
WESTERLY	3,701	2,708	642	304
COUNTY TOTAL	20,539	14,243	8,525	1,909
STATE TOTALS	175,218	80,813	61,244	8,705

RI GENERAL ELECTION
November 5, 2002

RESULTS for SECRETARY OF STATE by COMMUNITY

<i>COMMUNITY</i>	<i>Matthew A. BROWN (DEM)</i>	<i>Christopher W. STANLEY (REP)</i>
BARRINGTON	4,217	2,883
BRISTOL	4,264	2,614
BURRILLVILLE	2,908	1,439
CENTRAL FALLS	1,891	408
CHARLESTOWN	1,668	1,271
COVENTRY	7,227	4,062
CRANSTON	19,140	8,249
CUMBERLAND	7,395	3,601
EAST GREENWICH	2,854	2,550
EAST PROVIDENCE	11,341	3,554
EXETER	1,192	958
FOSTER	935	808
GLOUCESTER	1,912	1,429
HOPKINTON	1,307	908
JAMESTOWN	1,721	991
JOHNSTON	7,486	2,422
LINCOLN	5,355	3,124
LITTLE COMPTON	917	739
MIDDLETOWN	3,074	2,019
NARRAGANSETT	4,191	2,113
NEWPORT	4,345	2,246
NEW SHOREHAM	565	335
NORTH KINGSTOWN	6,265	4,156
NORTH PROVIDENCE	9,227	2,492
NORTH SMITHFIELD	2,634	1,555
PAWTUCKET	12,191	3,356
PORTSMOUTH	3,791	3,118
PROVIDENCE	29,466	4,680
RICHMOND	1,379	907
SCITUATE	2,202	2,126
SMITHFIELD	4,694	2,568
SOUTH KINGSTOWN	6,152	3,025
TIVERTON	3,094	1,750
WARREN	1,449	2,079
WARWICK	21,004	9,829
WESTERLY	4,227	2,842
WEST GREENWICH	1,049	839
WEST WARWICK	5,783	2,611
WOONSOCKET	6,270	2,124
STATE TOTAL	216,782	98,780

RI GENERAL ELECTION
November 5, 2002

RESULTS for SECRETARY OF STATE by COUNTY

<i>COMMUNITY</i>	<i>Matthew A. BROWN (DEM)</i>	<i>Christopher W. STANLEY (REP)</i>
<u>BRISTOL COUNTY</u>		
BARRINGTON	4,217	2,883
BRISTOL	4,264	2,614
WARREN	1,449	2,079
COUNTY TOTAL	9,930	7,576
<u>KENT COUNTY</u>		
COVENTRY	7,227	4,062
EAST GREENWICH	2,854	2,550
WARWICK	21,004	9,829
WEST GREENWICH	1,049	839
WEST WARWICK	5,783	2,611
COUNTY TOTAL	37,917	19,891
<u>NEWPORT COUNTY</u>		
JAMESTOWN	1,721	991
LITTLE COMPTON	917	739
MIDDLETOWN	3,074	2,019
NEWPORT	4,345	2,246
PORTSMOUTH	3,791	3,118
TIVERTON	3,094	1,750
COUNTY TOTAL	16,942	10,863
<u>PROVIDENCE COUNTY</u>		
BURRILLVILLE	2,908	1,439
CENTRAL FALLS	1,891	408
CRANSTON	19,140	8,249
CUMBERLAND	7,395	3,601
EAST PROVIDENCE	11,341	3,554
FOSTER	935	808
GLOCESTER	1,912	1,429
JOHNSTON	7,486	2,422
LINCOLN	5,355	3,124
NORTH PROVIDENCE	9,227	2,492
NORTH SMITHFIELD	2,634	1,555
PAWTUCKET	12,191	3,356
PROVIDENCE	29,466	4,680
SCITUATE	2,202	2,126
SMITHFIELD	4,694	2,568
WOONSOCKET	6,270	2,124
COUNTY TOTAL	125,047	43,935
<u>WASHINGTON COUNTY</u>		
CHARLESTOWN	1,668	1,271
EXETER	1,192	958
HOPKINTON	1,307	908
NARRAGANSETT	4,191	2,113
NEW SHOREHAM	565	335
NORTH KINGSTOWN	6,265	4,156
RICHMOND	1,379	907
SOUTH KINGSTOWN	6,152	3,025
WESTERLY	4,227	2,842
COUNTY TOTAL	26,946	16,515
STATE TOTALS	216,782	98,780

**RI GENERAL ELECTION
November 5, 2002**

RESULTS for ATTORNEY GENERAL by COMMUNITY

<i>COMMUNITY</i>	<i>Patrick C. LYNCH (DEM)</i>	<i>J. William W. HARSCH (IND)</i>
BARRINGTON	3,701	3,092
BRISTOL	4,364	2,447
BURRILLVILLE	2,608	1,673
CENTRAL FALLS	1,859	444
CHARLESTOWN	1,484	1,357
COVENTRY	6,810	4,187
CRANSTON	16,317	10,533
CUMBERLAND	6,529	4,445
EAST GREENWICH	2,384	2,898
EAST PROVIDENCE	10,205	4,700
EXETER	1,034	1,031
FOSTER	913	737
GLOCESTER	1,798	1,454
HOPKINTON	1,243	935
JAMESTOWN	1,058	1,621
JOHNSTON	6,688	3,301
LINCOLN	4,875	3,582
LITTLE COMPTON	811	818
MIDDLETOWN	2,857	2,121
NARRAGANSETT	3,403	2,914
NEWPORT	3,884	2,598
NEW SHOREHAM	566	328
NORTH KINGSTOWN	4,878	5,342
NORTH PROVIDENCE	7,991	3,707
NORTH SMITHFIELD	2,504	1,702
PAWTUCKET	10,431	5,188
PORTSMOUTH	3,653	3,037
PROVIDENCE	24,840	8,971
RICHMOND	1,186	1,060
SCITUATE	2,103	1,877
SMITHFIELD	4,186	2,950
SOUTH KINGSTOWN	4,613	4,513
TIVERTON	2,887	1,817
WARREN	2,151	1,196
WARWICK	17,965	12,500
WESTERLY	4,383	2,477
WEST GREENWICH	978	824
WEST WARWICK	5,417	2,851
WOONSOCKET	5,931	2,489
STATE TOTAL	191,488	119,717

RI GENERAL ELECTION
November 5, 2002

RESULTS for ATTORNEY GENERAL by COUNTY

<i>COMMUNITY</i>	<i>Patrick C. LYNCH (DEM)</i>	<i>J. William W. HARSCH (IND)</i>
<u>BRISTOL COUNTY</u>		
BARRINGTON	3,701	3,092
BRISTOL	4,364	2,447
WARREN	2,151	1,196
COUNTY TOTAL	10,216	6,735
<u>KENT COUNTY</u>		
COVENTRY	6,810	4,187
EAST GREENWICH	2,384	2,898
WARWICK	17,965	12,500
WEST GREENWICH	978	824
WEST WARWICK	5,417	2,851
COUNTY TOTAL	33,554	23,260
<u>NEWPORT COUNTY</u>		
JAMESTOWN	1,058	1,621
LITTLE COMPTON	811	818
MIDDLETOWN	2,857	2,121
NEWPORT	3,884	2,598
PORTSMOUTH	3,653	3,037
TIVERTON	2,887	1,817
COUNTY TOTAL	15,150	12,012
<u>PROVIDENCE COUNTY</u>		
BURRILLVILLE	2,608	1,673
CENTRAL FALLS	1,859	444
CRANSTON	16,317	10,533
CUMBERLAND	6,529	4,445
EAST PROVIDENCE	10,205	4,700
FOSTER	913	737
GLOCESTER	1,798	1,454
JOHNSTON	6,688	3,301
LINCOLN	4,875	3,582
NORTH PROVIDENCE	7,991	3,707
NORTH SMITHFIELD	2,504	1,702
PAWTUCKET	10,431	5,188
PROVIDENCE	24,840	8,971
SCITUATE	2,103	1,877
SMITHFIELD	4,186	2,950
WOONSOCKET	5,931	2,489
COUNTY TOTAL	109,778	57,753
<u>WASHINGTON COUNTY</u>		
CHARLESTOWN	1,484	1,357
EXETER	1,034	1,031
HOPKINTON	1,243	935
NARRAGANSETT	3,403	2,914
NEW SHOREHAM	566	328
NORTH KINGSTOWN	4,878	5,342
RICHMOND	1,186	1,060
SOUTH KINGSTOWN	4,613	4,513
WESTERLY	4,383	2,477
COUNTY TOTAL	22,790	19,957
STATE TOTALS	191,488	119,717

RI GENERAL ELECTION
November 5, 2002

RESULTS for GENERAL TREASURER by COMMUNITY

<i>COMMUNITY</i>	<i>Paul J. TAVARES (DEM)</i>	<i>Andrew M. LYON, III (REP)</i>
BARRINGTON	4,378	2,702
BRISTOL	5,160	1,908
BURRILLVILLE	3,082	1,335
CENTRAL FALLS	1,995	363
CHARLESTOWN	1,866	1,131
COVENTRY	7,954	3,542
CRANSTON	19,903	7,666
CUMBERLAND	7,935	3,257
EAST GREENWICH	3,079	2,416
EAST PROVIDENCE	12,576	2,830
EXETER	1,314	864
FOSTER	1,064	688
GLOCESTER	2,191	1,201
HOPKINTON	1,471	794
JAMESTOWN	1,752	1,002
JOHNSTON	7,794	2,288
LINCOLN	5,886	2,797
LITTLE COMPTON	958	718
MIDDLETOWN	3,421	1,785
NARRAGANSETT	4,391	1,993
NEWPORT	4,577	2,095
NEW SHOREHAM	591	310
NORTH KINGSTOWN	6,381	4,170
NORTH PROVIDENCE	9,245	2,593
NORTH SMITHFIELD	2,964	1,326
PAWTUCKET	12,690	3,116
PORTSMOUTH	4,307	2,733
PROVIDENCE	29,018	5,244
RICHMOND	1,537	786
SCITUATE	2,504	1,850
SMITHFIELD	5,023	2,327
SOUTH KINGSTOWN	6,287	2,960
TIVERTON	3,268	1,559
WARREN	2,505	947
WARWICK	22,358	8,972
WESTERLY	4,735	2,352
WEST GREENWICH	1,199	702
WEST WARWICK	6,255	2,294
WOONSOCKET	6,692	1,841
STATE TOTAL	230,306	89,457

RI GENERAL ELECTION
November 5, 2002

RESULTS for GENERAL TREASURER by COUNTY

<i>COMMUNITY</i>	<i>Paul J. TAVARES (DEM)</i>	<i>Andrew M. LYON, III (REP)</i>
<u>BRISTOL COUNTY</u>		
BARRINGTON	4,378	2,702
BRISTOL	5,160	1,908
WARREN	2,505	947
COUNTY TOTAL	12,043	5,557
<u>KENT COUNTY</u>		
COVENTRY	7,954	3,542
EAST GREENWICH	3,079	2,416
WARWICK	22,358	8,972
WEST GREENWICH	1,199	702
WEST WARWICK	6,255	2,294
COUNTY TOTAL	40,845	17,926
<u>NEWPORT COUNTY</u>		
JAMESTOWN	1,752	1,002
LITTLE COMPTON	958	718
MIDDLETOWN	3,421	1,785
NEWPORT	4,577	2,095
PORTSMOUTH	4,307	2,733
TIVERTON	3,268	1,559
COUNTY TOTAL	18,283	9,892
<u>PROVIDENCE COUNTY</u>		
BURRILLVILLE	3,082	1,335
CENTRAL FALLS	1,995	363
CRANSTON	19,903	7,666
CUMBERLAND	7,935	3,257
EAST PROVIDENCE	12,576	2,830
FOSTER	1,064	688
GLOCESTER	2,191	1,201
JOHNSTON	7,794	2,288
LINCOLN	5,886	2,797
NORTH PROVIDENCE	9,245	2,593
NORTH SMITHFIELD	2,964	1,326
PAWTUCKET	12,690	3,116
PROVIDENCE	29,018	5,244
SCITUATE	2,504	1,850
SMITHFIELD	5,023	2,327
WOONSOCKET	6,692	1,841
COUNTY TOTAL	130,562	40,722
<u>WASHINGTON COUNTY</u>		
CHARLESTOWN	1,866	1,131
EXETER	1,314	864
HOPKINTON	1,471	794
NARRAGANSETT	4,391	1,993
NEW SHOREHAM	591	310
NORTH KINGSTOWN	6,381	4,170
RICHMOND	1,537	786
SOUTH KINGSTOWN	6,287	2,960
WESTERLY	4,735	2,352
COUNTY TOTAL	28,573	15,360
STATE TOTALS	230,306	89,457

**RI GENERAL ELECTION
November 5, 2002**

STATE SENATE CANDIDATES VOTE TOTALS

DISTRICT	COMMUNITY	CANDIDATE	PARTY	TOTAL
1	Providence	Rhoda E. PERRY	DEM	7,040
		Leo TREVINO	REP	1,505
2	Providence	Juan M. PICHARDO	DEM	3,518
		Yvon CHANCY	REP	265
		Pedro J. ESPINAL	IND	342
		Rochelle Bates LEE	IND	614
3	Providence	Frank A. CICCONE, III	DEM	3,633
		Brian P. MAYBEN	REP	583
4	Providence	Maryellen GOODWIN	DEM	4,742
5	Providence	Jeff TOSTE	GRN	879
		Frank T. CAPRIO	DEM	3,019
6	Providence	Dominick J. RUGGERIO	DEM	4,527
		Eze ASO	IND	1,232
7	Lincoln, N. Providence	John A. CELONA	DEM	8,934
		Kevin M. NERNEY	REP	2,224
8	E. Providence, Pawtucket	William V. IRONS	DEM	6,784
9	Barrington, Bristol	David E. BATES	REP	7,791
10	Bristol, Tiverton, Warren	Walter S. FELAG, JR.	DEM	6,634
11	Bristol, Portsmouth	Charles J. LEVESQUE	DEM	4,568
		Mary A. PARELLA	REP	4,950
12	Little Compton, Middletown, Newport, Tiverton	Michael B. FORTE, JR.	DEM	3,941
		June N. GIBBS	REP	5,420
13	Jamestown, Newport	M. Teresa PAIVA-WEED	DEM	6,337
		Janine M. ATAMIAN	REP	2,191
14	E. Providence, Providence	Daniel DaPONTE	DEM	5,627
15	Pawtucket	John F. McBURNEY, III	DEM	4,157
16	Central Falls, Cumberland Pawtucket	Daniel J. ISSA	DEM	3,071
		Ernest J. CABRAL	REP	589
		Wilfred R. DEMEULE	ANT	167
17	Lincoln, N. Providence, Pawtucket	Joseph A. MONTALBANO	DEM	6,030
18	E. Providence	Michael J. DAMIANI	DEM	6,780
19	Cumberland, Lincoln	Daniel P. CONNORS	DEM	6,327
		John F. GORMLY	REP	4,368

**RI GENERAL ELECTION
November 5, 2002**

STATE SENATE CANDIDATES VOTE TOTALS

DISTRICT	COMMUNITY	CANDIDATE	PARTY	TOTAL
20	Cumberland, Woonsocket	Roger BADEAU	DEM	5,181
		Michael E. MONIZ	REP	1,753
21	N. Smithfield, Woonsocket	Marc A. COTE	DEM	4,829
22	N. Smithfield, Smithfield	John J. TASSONI, JR.	DEM	6,722
		Philip G. HIRONS, JR.	REP	3,110
23	Burrillville, Glocester, N. Smithfield	Paul W. FOGARTY	DEM	6,110
		Elizabeth TETREULT	REP	2,891
24	Coventry, Foster, Scituate	Salvatore LOMBARDI	DEM	3,746
		Leo R. BLAIS	REP	6,646
25	Johnston	Joseph M. POLISENA	DEM	8,704
26	Cranston	Beatrice A. LANZI	DEM	5,573
		Peter A. PAOLELLA	REP	3,363
27	Cranston	Hanna M. GALLO	DEM	6,876
		Christopher J. KITE	REP	3,415
28	Cranston, Warwick	Elizabeth H. ROBERTS	DEM	6,374
		Charles J. NEVOLA	REP	2,601
29	Warwick	Michael J. McCAFFREY	DEM	8,100
30	Warwick	William A. WALASKA	DEM	7,331
31	Warwick	John C. REVENS, JR.	DEM	6,113
		Edward A. MAGRO	REP	3,815
32	W. Warwick	Stephen D. ALVES	DEM	5,001
		John J. CLARKE, JR.	REP	2,967
33	Coventry, E. Greenwich, Warwick, W. Warwick	Leonidas P. RAPTAKIS	DEM	5,639
		Jonathan K. FARNUM	REP	3,705
34	Charlestown, Exeter, Hopkington, Richmond, W. Greenwich	Donna M. WALSH	DEM	4,194
		Kevin A. BREENE	REP	5,271
35	E. Greenwich, N. Kingstown, Warwick	J. Michael LENIHAN	DEM	6,662
		William H. GILBERT	REP	3,847
36	Narragansett, N. Kingstown	James C. SHEEHAN	DEM	6,002
		Timothy P. HAXTON	REP	5,513
37	New Shoreham, S. Kingstown	V. Susan SOSNOWSKI	DEM	6,586
		Anna F. PRAGER	REP	3,922
38	Charlestown, Westerly	Dennis L. ALGIERE	REP	8,451

**RI GENERAL ELECTION
November 5, 2002**

STATE REPRESENTATIVE CANDIDATES VOTE TOTALS

DISTRICT	COMMUNITY	CANDIDATE	PARTY	TOTAL
1	Providence	John J. McCAULEY, JR.	DEM	1,587
2	E. Providence, Providence	Paul E. MOURA	DEM	2,482
3	Providence	Edith H. AJELLO Daniel S. HARROP, III	DEM LIB	2,807 716
4	Providence	Gordon D. FOX Charles L. SMITH, JR. Jonathan Paul WIENING	DEM REP LIB	3,618 879 161
5	Providence	John J. DeSIMONE Karl M. POIRIER	DEM REP	2,692 572
6	N. Providence, Providence	Peter N. WASYLYK	DEM	3,004
7	Providence	Joanne M. GIANNINI	DEM	2,984
8	Providence	Steven M. COSTANTINO	DEM	1,618
9	Providence	Anastasia P. WILLIAMS	DEM	1,585
10	Providence	Thomas C. SLATER Brian P. MAYBEN	DEM REP	1,934 273
11	Providence	Leon TEJADA	DEM DEM	2,118
12	Providence	Joseph S. ALMEIDA, JR.		1,943
13	Johnston, Providence	Steven F. SMITH Ernest E. TRAFFORD	DEM REP	2,385 639
14	Cranston	Charlene LIMA Paul H. ARCHETTO	DEM REP	2,436 1,160
15	Cranston	Frank A. MONTANARO Jeffrey P. BARONE	DEM REP	3,131 2,431
16	Cranston	Peter G. PALUMBO Michael S. BILOW	DEM REP	3,543 1,522
17	Cranston	Robert B. JACQUARD	DEM	3,723
18	Cranston	Arthur HANDY Robert J. CLARKIN James S. SULANOWSKI	DEM REP IND	2,567 1,931 344
19	Cranston, Warwick	Joseph McNAMARA Paul J. CANNISTRA Edward J. LAWRENCE	DEM REP IND	3,090 1,924 494

**RI GENERAL ELECTION
November 5, 2002**

STATE REPRESENTATIVE CANDIDATES VOTE TOTALS

DISTRICT	COMMUNITY	CANDIDATE	PARTY	TOTAL
20	Warwick	Paul V. SHERLOCK	DEM	3,962
21	Warwick	Eileen Slattery NAUGHTON	DEM	3,836
22	Warwick	Peter T. GINAITT Saleh SHAHID	DEM REP	2,943 1,486
23	Warwick	Robert E. FLAHERTY Carter A. THOMAS, SR.	DEM IND	3,206 1,501
24	Warwick	Barbara B. COLT Joseph A. TRILLO	DEM REP	2,019 4,073
25	Coventry, W. Warwick	Timothy A. WILLIAMSON	DEM	2,552
26	Coventry, Warwick, W. Warwick	William J. MURPHY	DEM	3,225
27	Coventry, Warwick, W. Warwick	Norman L. LANDROCHE, JR. Walter S. NOWICKI	DEM REP	3,008 1,643
28	Coventry	Scott J. GUTHRIE Victor G. MOFFITT	DEM REP	2,503 2,628
29	Coventry, W. Greenwich	Stephen J. ANDERSON Joseph T. UNSWORTH	DEM REP	3,216 1,557
30	E. Greenwich, W. Greenwich	Robert A. WATSON	REP	4,724
31	Exeter, N. Kingstown	Kenneth CARTER	DEM	3,682
32	N. Kingstown	Melvoid J. BENSON Laurence W. EHRHARDT	DEM REP	2,881 2,846
33	Narragansett, N. Kingstown S. Kingstown	Donald J. LALLY, JR. Harriet E. POWELL	DEM REP	3,105 2,258
34	Narragansett, S. Kingstown	David A. CAPRIO	DEM	4,309
35	S. Kingstown	John Patrick SHANLEY, JR. Malcolm J. MacKENZIE Robert B. VOTAVA	DEM REP IND	1,977 1,206 446
36	Charlestown, New Shoreham, S. Kingstown, Westerly	Matthew J. McHUGH Matthew L. HOPKINS	DEM REP	3,045 2,939
37	Westerly	Peter L. LEWISS Mary Lou WALTER	DEM REP	3,142 2,100
38	Hopkinton, Westerly	Brian Patrick KENNEDY Amanda A. DOESCHER	DEM REP	2,557 1,447
39	Charlestown, Exeter, Richmond	Joseph H. SCOTT	REP	3,599

**RI GENERAL ELECTION
November 5, 2002**

STATE REPRESENTATIVE CANDIDATES VOTE TOTALS

DISTRICT	COMMUNITY	CANDIDATE	PARTY	TOTAL
40	Coventry, Foster, Glocester	Colette J. MATARESE Nicholas GORHAM	DEM REP	1,899 3,211
41	Cranston, Scituate	Carol A. MUMFORD	REP	4,720
42	Cranston, Johnston	Mary CERRA	DEM	3,718
43	Johnston	Joseph J. VOCCOLA	DEM	3,799
44	Johnston, Lincoln, Smithfield	Peter John PETRARCA Gloria P. NERNEY	DEM REP	3,897 2,107
45	Cumberland, Lincoln	Rene R. MENARD	DEM	3,253
46	Lincoln, Pawtucket	John Douglas BARR, II William J. McMANUS	DEM IND	2,027 3,009
47	Burrillville, Glocester	Richard A. AUBIN Jason P. BROWN	DEM REP	2,075 1,776
48	Burrillville, N. Smithfield	Robert B. LOWE Paul H. LAPRADE	DEM REP	2,628 2,574
49	Woonsocket	David E. LAROCHE Roger G. JALETTE, SR.	DEM IND	1,594 880
50	Woonsocket	Todd R. BRIEN	DEM	2,579
51	Woonsocket	Roger A. PICARD	DEM	2,778
52	Cumberland	Donald O. REILLY, JR. Richard W. SINGLETON	DEM REP	3,118 2,833
53	Glocester, Smithfield	Thomas J. WINFIELD Richard J. MANDEVILLE	DEM REP	2,813 1,784
54	N. Providence	Gregory J. SCHADONE Barry SCHILLER	DEM REP	3,444 1,230
55	N. Providence	Arthur J. CORVESE	DEM	4,276
56	Central Falls	Joseph L. FARIA	DEM	1,424
57	Central Falls, Cumberland	Joseph P. MORAN, III	DEM	2,914
58	N. Providence, Pawtucket	William SAN BENTO, JR.	DEM	1,874
59	Pawtucket	John B. HARWOOD	DEM	1,388
60	Pawtucket	Elaine A. CODERRE	DEM	1,921
61	Pawtucket	Peter F. KILMARTIN	DEM	3,725
62	E. Providence, Pawtucket	Elizabeth M. DENNIGAN Paul A. DINSMORE	DEM REP	3,484 599

**RI GENERAL ELECTION
November 5, 2002**

STATE REPRESENTATIVE CANDIDATES VOTE TOTALS

DISTRICT	COMMUNITY	CANDIDATE	PARTY	TOTAL
63	E. Providence, Pawtucket	Henry C. ROSE	DEM	3,756
64	E. Providence	Brian G. COOGAN	DEM	2,933
65	E. Providence	John A. SAVAGE	REP	3,824
66	Barrington, E. Providence	Susan A. STORY	REP	4,808
67	Barrington, Warren	Jan MALIK	DEM	3,534
68	Bristol, Warren	Fausto C. ANGUILLA Robert S. HAMEL	DEM REP	2,996 2,121
69	Bristol, Portsmouth	Raymond E. GALLISON, JR. Joyce M. BRYANT	DEM REP	2,270 1,431
70	Portsmouth, Tiverton	Joseph N. AMARAL	REP	3,574
71	Little Compton, Portsmouth, Tiverton	William ENOS Joan B. QUICK	DEM REP	3,028 2,345
72	Middletown, Newport, Portsmouth	John H. MAHER Christine H. CALLAHAN	DEM REP	2,075 3,636
73	Middletown, Newport	Maxine Bradford SHAVERS	DEM	2,038
74	Jamestown, Middletown	William H. MURPHY Bruce J. LONG	DEM REP	2,295 2,805
75	Newport	Paul W. CROWLEY Anthony G. SPIRATOS	DEM REP	2,072 1,937

**RI GENERAL ELECTION
November 5, 2002**

STATE REFERENDA RESULTS: Questions 1-3

COMMUNITY	QUESTION 1		QUESTION 2		QUESTION 3	
	State Police and Fire Academy Bonds		Preservation, Recreation and Heritage Bonds		Transportation Bonds	
	APPROVE	REJECT	APPROVE	REJECT	APPROVE	REJECT
BARRINGTON	3,995	3,088	4,240	2,860	5,761	1,342
BRISTOL	3,663	2,770	3,726	2,676	4,880	1,513
BURRILLVILLE	2,493	1,782	2,146	2,063	3,019	1,196
CENTRAL FALLS	1,298	494	1,145	600	1,339	366
CHARLESTOWN	1,657	1,339	1,590	1,441	2,148	884
COVENTRY	6,833	4,552	5,589	5,670	7,652	3,579
CRANSTON	15,874	11,064	13,619	12,865	18,150	8,361
CUMBERLAND	6,166	4,633	5,687	4,937	7,867	2,771
EAST GREENWICH	3,152	2,334	2,992	2,475	3,918	1,506
EAST PROVIDENCE	8,533	5,524	7,756	6,092	10,214	3,655
EXETER	1,221	952	1,056	1,111	1,421	746
FOSTER	842	914	922	835	1,154	600
GLOCESTER	1,904	1,434	1,698	1,655	2,300	1,061
HOPKINTON	1,258	884	1,115	1,107	1,593	642
JAMESTOWN	1,529	1,221	1,555	1,196	1,950	784
JOHNSTON	6,053	3,314	5,053	4,080	6,643	2,545
LINCOLN	4,708	3,724	4,375	3,960	5,778	2,535
LITTLE COMPTON	854	816	961	721	1,233	456
MIDDLETOWN	2,488	2,675	2,003	3,125	3,042	2,048
NARRAGANSETT	3,980	2,270	3,636	2,510	4,661	1,471
NEWPORT	3,847	2,731	3,434	3,159	4,870	1,700
NEW SHOREHAM	552	336	640	282	680	222
NORTH KINGSTOWN	6,374	4,224	5,837	4,681	7,684	2,848
NORTH PROVIDENCE	7,162	3,766	6,043	4,666	7,977	2,779
NORTH SMITHFIELD	2,091	1,862	1,937	1,978	2,716	1,205
PAWTUCKET	9,076	5,481	8,109	6,247	10,496	3,866
PORTSMOUTH	3,614	3,427	3,034	3,963	4,854	2,132
PROVIDENCE	19,127	9,390	20,946	7,657	22,593	5,287
RICHMOND	1,401	914	1,181	1,113	1,681	639
SCITUATE	2,258	2,086	2,136	2,178	2,936	1,373
SMITHFIELD	4,519	2,721	3,896	3,287	5,296	1,854
SOUTH KINGSTOWN	5,359	3,804	5,395	3,755	6,734	2,349
TIVERTON	2,282	2,387	2,152	2,589	3,300	1,491
WARREN	1,919	1,396	1,820	1,475	2,504	809
WARWICK	20,387	10,394	16,632	13,707	21,737	8,589
WESTERLY	4,307	2,560	3,504	3,290	5,103	1,707
WEST GREENWICH	1,159	759	971	924	1,305	583
WEST WARWICK	5,063	3,218	4,397	3,743	5,779	2,392
WOONSOCKET	4,841	3,212	4,470	3,476	6,099	1,925
STATE TOTAL	183,839	120,452	167,398	134,149	219,067	81,811

**RI GENERAL ELECTION
November 5, 2002**

STATE REFERENDA RESULTS: Questions 4-5

COMMUNITY	QUESTION 4		QUESTION 5	
	Quonset Point/Davisville Bonds		Co-equal Branches of Government	
	APPROVE	REJECT	APPROVE	REJECT
BARRINGTON	3,379	3,601	6,116	959
BRISTOL	2,732	3,538	4,775	1,568
BURRILLVILLE	1,651	2,518	2,935	1,214
CENTRAL FALLS	921	778	1,227	471
CHARLESTOWN	1,369	1,640	2,282	683
COVENTRY	5,331	5,886	8,178	3,013
CRANSTON	11,463	14,737	18,233	6,309
CUMBERLAND	4,473	5,990	8,129	2,259
EAST GREENWICH	2,779	2,608	4,530	813
EAST PROVIDENCE	5,734	7,861	9,682	3,827
EXETER	1,017	1,142	1,594	509
FOSTER	734	1,002	1,304	431
GLOCESTER	1,387	1,943	2,532	773
HOPKINTON	894	1,301	1,599	571
JAMESTOWN	1,039	1,702	2,252	466
JOHNSTON	4,507	4,553	6,346	2,701
LINCOLN	3,297	4,922	6,143	2,133
LITTLE COMPTON	695	942	1,306	352
MIDDLETOWN	1,591	3,439	3,741	1,352
NARRAGANSETT	3,202	2,905	5,028	1,030
NEWPORT	2,684	3,798	4,910	1,216
NEW SHOREHAM	401	491	741	164
NORTH KINGSTOWN	6,505	4,058	8,648	1,712
NORTH PROVIDENCE	5,153	5,402	7,800	2,879
NORTH SMITHFIELD	1,541	2,315	2,795	1,040
PAWTUCKET	6,495	7,629	10,250	4,023
PORTSMOUTH	2,436	4,492	5,289	1,543
PROVIDENCE	14,527	13,171	21,826	5,887
RICHMOND	1,034	1,263	1,746	524
SCITUATE	1,814	2,474	3,263	1,006
SMITHFIELD	3,199	3,899	5,560	1,594
SOUTH KINGSTOWN	4,353	4,634	7,313	1,358
TIVERTON	1,676	2,959	3,200	1,395
WARREN	1,397	1,840	2,488	800
WARWICK	14,436	15,631	21,968	6,736
WESTERLY	3,003	3,689	4,721	1,446
WEST GREENWICH	928	959	1,436	442
WEST WARWICK	4,065	4,041	5,785	2,336
WOONSOCKET	3,611	4,170	5,605	2,270
STATE TOTAL	137,453	159,923	223,276	69,805

**RI GENERAL ELECTION
November 5, 2002**

VOTER TURNOUT by COMMUNITY

COMMUNITY	ELIGIBLE	VOTES CAST	% TURNOUT
BARRINGTON	12,603	7,513	59.61%
BRISTOL	14,669	7,386	50.35%
BURRILLVILLE	9,888	4,642	46.95%
CENTRAL FALLS	5,758	2,483	43.12%
CHARLESTOWN	5,829	3,158	54.18%
COVENTRY	21,413	11,946	55.79%
CRANSTON	52,292	29,297	56.03%
CUMBERLAND	22,453	11,755	52.35%
EAST GREENWICH	9,986	5,855	58.63%
EAST PROVIDENCE	26,485	15,862	59.89%
EXETER	3,963	2,308	58.24%
FOSTER	3,054	1,817	59.50%
GLOCESTER	6,691	3,554	53.12%
HOPKINTON	5,272	2,406	45.64%
JAMESTOWN	4,466	2,858	63.99%
JOHNSTON	21,307	10,693	50.19%
LINCOLN	15,090	9,004	59.67%
LITTLE COMPTON	2,888	1,799	62.29%
MIDDLETOWN	9,655	5,472	56.68%
NARRAGANSETT	12,927	6,793	52.55%
NEWPORT	13,986	7,059	50.47%
NEW SHOREHAM	1,496	970	64.84%
NORTH KINGSTOWN	19,476	11,170	57.35%
NORTH PROVIDENCE	25,120	12,369	49.24%
NORTH SMITHFIELD	8,268	4,586	55.47%
PAWTUCKET	37,342	16,504	44.20%
PORTSMOUTH	12,288	7,449	60.62%
PROVIDENCE	104,680	36,580	34.94%
RICHMOND	4,853	2,460	50.69%
SCITUATE	7,143	4,544	63.61%
SMITHFIELD	14,156	7,673	54.20%
SOUTH KINGSTOWN	18,727	9,864	52.67%
TIVERTON	11,151	5,252	47.10%
WARREN	6,923	3,660	52.87%
WARWICK	58,848	32,656	55.49%
WESTERLY	16,130	7,749	48.04%
WEST GREENWICH	3,429	2,014	58.73%
WEST WARWICK	20,243	8,859	43.76%
WOONSOCKET	22,002	9,008	40.94%
STATE TOTAL	672,950	337,027	50.08%

TOTAL VOTES CAST for FEDERAL & STATE OFFICES by PRECINCT

**RI GENERAL ELECTION
November 5, 2002**

US SENATOR

John F. REED
DEMOCRAT

US SENATOR

Community	Precinct	Senate District	Rep District	Vote District	Ward	Precinct Votes	Mail Votes	Total Votes
BARRINGTON	101	9	66	1		608	14	622
	102			2		490	7	497
	103			3		624	22	646
	104			4		720	26	746
	105			5		783	23	806
	106			6		683	27	710
	107		67	7		580	16	596
	108			8		632	13	645
	109					0	0	0
	Total Votes						5,120	148
BRISTOL	201	9	68	1		580	20	600
	202			2		590	24	614
	203			3		644	55	699
	204			4		315	10	325
	205	10		5		321	12	333
	206	11		6		594	22	616
	207			7		173	3	176
	208	9	69	8		320	9	329
	209	10		9		681	58	739
	210	11		10		443	16	459
	211			11		595	21	616
	212					0	2	2
	Total Votes						5,256	252
BURRILLVILLE	301	23	47	1		603	22	625
	302			2		507	46	553
	303			3		570	14	584
	304			4		473	6	479
	305			5		576	6	582
	306		48	6		581	6	587
	307					0	0	0
	Total Votes						3,310	100
CENTRAL FALLS	401	16	56	1	1	339	6	345
	402			2	2	141	17	158
	403			3	3	396	15	411
	404			4	4	364	3	367
	405			5	5	132	2	134
	406		57	6	2	249	22	271
	407			7	4	87	2	89
	408			8	5	224	1	225
	409					0	4	4
	Total Votes						1,932	72
CHARLESTOWN	501	34	36	1		317	6	323
	502	38		2		306	11	317
	503			3		401	11	412
	504			4		448	6	454
	505	34	39	5		102	1	103
	506	38		6		252	2	254
	507			7		281	3	284
	508					0	0	0
Total Votes						2,107	40	2,147

NOTE: The last line in each community, before "Total Votes", represents the votes cast on limited ballots.

**RI GENERAL ELECTION
November 5, 2002**

US SENATOR

John F. REED

Community	Precinct	Senate District	Rep District	Vote District	Ward	Precinct Votes	Mail Votes	Total Votes
COVENTRY	601	33	25	1	3	543	3	546
	602		26	2	3	719	15	734
	603		27	3	4	506	5	511
	604	24	28	4	2	505	2	507
	605			5	2	459	4	463
	606			6	2	533	12	545
	607			7	4	164	2	166
	608			8	5	286	5	291
	609			9	1	555	9	564
	610			10	2	304	2	306
	611	33		11	3	543	14	557
	612			12	1	510	9	519
	613		29	13	5	397	30	427
	614			14	4	589	16	605
	615			15	5	562	8	570
	616			16	5	422	15	437
	617			17	4	409	4	413
	618	24	40	18	1	453	8	461
	619	33		19	1	157	10	167
	620					0	0	0
Total Votes						8,616	173	8,789
CRANSTON	701	26	14	1	3	346	6	352
	702			2	3	414	10	424
	703			3	3	280	6	286
	704			4	3	229	18	247
	705			5	3	284	7	291
	706			6	3	314	6	320
	707			7	5	428	10	438
	708			8	5	226	8	234
	709	28		9	3	456	3	459
	710	26	15	10	4	686	13	699
	711			11	4	649	14	663
	712			12	5	189	7	196
	713	27		13	4	715	20	735
	714			14	4	621	13	634
	715			15	6	452	20	472
	716			16	6	643	17	660
	717			17	6	272	42	314
	718	26	16	18	5	73	0	73
	719			19	4	288	10	298
	720	27		20	2	396	13	409
	721			21	6	641	25	666
	722			22	4	362	12	374
	723			23	6	781	41	822
	724			24	6	590	17	607
	725			25	6	132	2	134
	726	28		26	1	165	0	165
	727		16	27	2	630	19	649
	728	26	17	28	5	461	23	484
	729	27		29	3	457	13	470
	730			30	5	639	19	658
	731			31	5	582	18	600
	732			32	2	300	9	309
	733			33	2	448	14	462

NOTE: The last line in each community, before "Total Votes", represents the votes cast on limited ballots.

**RI GENERAL ELECTION
November 5, 2002**

US SENATOR

John F. REED

Community	Precinct	Senate District	Rep District	Vote District	Ward	Precinct Votes	Mail Votes	Total Votes
CRANSTON (cont'd)	734	27	17	34	2	274	11	285
	735	28		35	3	249	4	253
	736			36	2	609	11	620
	737		18	37	2	363	16	379
	738			38	1	344	4	348
	739			39	1	571	12	583
	740			40	2	527	10	537
	741			41	1	492	14	506
	742			42	1	429	10	439
	743			43	1	666	41	707
	744			44	1	545	17	562
	745		19	45	1	473	14	487
	746	26	41	46	5	263	6	269
	747			47	4	469	11	480
	748			48	4	299	6	305
	749		42	49	5	525	8	533
	750			50	5	638	14	652
751					5	0	5	
Total Votes						21,890	664	22,554
CUMBERLAND	801	20	45	1	5	593	14	607
	802			2	5	509	6	515
	803			3	5	392	3	395
	804			4	5	288	3	291
	805	19	52	5	2	595	7	602
	806			6	3	559	14	573
	807			7	3	619	11	630
	808			8	3	524	14	538
	809			9	4	578	9	587
	810			10	4	464	37	501
	811	20		11	4	513	6	519
	812			12	4	424	7	431
	813	16	57	13	1	280	3	283
	814			14	1	327	4	331
	815	19		15	1	373	2	375
	816			16	1	330	7	337
	817			17	2	609	9	618
818			18	2	472	7	479	
819					0	1	1	
Total Votes						8,449	164	8,613
EAST GREENWICH	901	33	30	1		247	14	261
	902			2		507	12	519
	903	35		3		579	18	597
	904			4		656	55	711
	905			5		468	27	495
	906			6		268	10	278
	907			7		531	16	547
	908			8		382	15	397
	909					0	0	0
Total Votes					3,638	167	3,805	
EAST PROVIDENCE	1001	14	2	1	1	225	17	242
	1002			2	2	391	12	403
	1003	8	62	3	1	201	4	205
	1004	14		4	1	594	14	608
	1005	8	63	5	1	508	6	514

NOTE: The last line in each community, before "Total Votes", represents the votes cast on limited ballots.

**RI GENERAL ELECTION
November 5, 2002**

US SENATOR

John F. REED

Community	Precinct	Senate District	Rep District	Vote District	Ward	Precinct Votes	Mail Votes	Total Votes
EAST PROVIDENCE (cont'd)	1006	14	63	6	1	693	31	724
	1007	18		7	1	398	11	409
	1008			8	2	118	5	123
	1009			9	3	761	57	818
	1010			10	3	550	15	565
	1011			11	3	527	43	570
	1012	14	64	12	1	325	9	334
	1013			13	1	517	32	549
	1014			14	2	641	18	659
	1015			15	2	500	22	522
	1016			16	2	565	18	583
	1017	18		17	2	132	19	151
	1018			18	3	371	13	384
	1019		65	19	3	169	7	176
	1020			20	3	428	15	443
	1021			21	4	598	27	625
	1022			22	4	637	28	665
	1023			23	4	773	20	793
	1024			24	4	590	15	605
	1025			25	4	698	14	712
1026		66	26	4	280	7	287	
1027					0	0	0	
Total Votes						12,190	479	12,669
EXETER	1101	34	31	1		545	17	562
	1102		39	2		436	14	450
	1103			3		478	7	485
	1104					0	0	0
Total Votes						1,459	38	1,497
FOSTER	1201	24	40	1		645	23	668
	1202			2		564	16	580
	1203					0	0	0
Total Votes						1,209	39	1,248
GLOCESTER	1301	23	40	1		569	19	588
	1302			2		609	8	617
	1303			3		543	12	555
	1304		47	4		153	2	155
	1305		53	5		586	15	601
	1306					0	3	3
Total Votes						2,460	59	2,519
HOPKINTON	1401	34	38	1		487	7	494
	1402			2		522	5	527
	1403			3		588	11	599
	1404					0	0	0
Total Votes						1,597	23	1,620
JAMESTOWN	1501	13	74	1		698	41	739
	1502			2		633	38	671
	1503			3		690	22	712
	1504					0	3	3
Total Votes						2,021	104	2,125
JOHNSTON	1601	25	13	1	2	326	9	335
	1602			2	2	438	15	453
	1603		42	3	1	367	12	379
	1604			4	2	91	3	94
	1605			5	2	518	56	574

NOTE: The last line in each community, before "Total Votes", represents the votes cast on limited ballots.

**RI GENERAL ELECTION
November 5, 2002**

US SENATOR

John F. REED

Community	Precinct	Senate District	Rep District	Vote District	Ward	Precinct Votes	Mail Votes	Total Votes
JOHNSTON (cont'd)	1606	25	42	6	5	638	8	646
	1607			7	1	429	33	462
	1608	43		8	1	607	17	624
	1609			9	2	196	5	201
	1610			10	4	528	8	536
	1611			11	5	479	18	497
	1612	44		12	3	448	18	466
	1613			13	3	663	20	683
	1614			14	4	615	11	626
	1615			15	4	462	7	469
	1616			16	2	68	3	71
	1617			17	3	438	15	453
	1618	18	5	736	20	756		
	1619					0	1	1
Total Votes						8,047	279	8,326
LINCOLN	1701	7	44	1	3	492	7	499
	1702	19	45	2	3	569	25	594
	1703			3	5	295	5	300
	1704			4	4	142	3	145
	1705	7	46	5	5	799	24	823
	1706			6	4	593	15	608
	1707			7	3	72	2	74
	1708			8	4	425	11	436
	1709	17	9	1	402	10	412	
	1710	19		10	1	529	20	549
	1711			11	1	350	6	356
	1712			12	2	314	12	326
	1713			13	3	291	6	297
	1714			14	4	198	0	198
	1715			15	2	703	13	716
	1716			16	2	249	1	250
	1717					0	0	0
Total Votes						6,423	160	6,583
LITTLE COMPTON	1801	12	71	1		566	50	616
	1802			2		518	28	546
	1803					0	0	0
Total Votes						1,084	78	1,162
MIDDLETOWN	1901	12	72	1		503	25	528
	1902			2		601	26	627
	1903			3		389	31	420
	1904			4		520	24	544
	1905			5	73	143	2	145
	1906	6	74	580	37	617		
	1907	7		388	25	413		
	1908	8		676	28	704		
	1909			0	2	2		
	Total Votes						3,800	200
NARRAGANSETT	2001	36	33	1		451	23	474
	2002			2		468	5	473
	2003			3		476	12	488
	2004			4		384	21	405
	2005	5		484	8	492		
	2006	34	6	444	25	469		
	2007		7	388	15	403		

NOTE: The last line in each community, before "Total Votes", represents the votes cast on limited ballots.

**RI GENERAL ELECTION
November 5, 2002**

US SENATOR

John F. REED

Community	Precinct	Senate District	Rep District	Vote District	Ward	Precinct Votes	Mail Votes	Total Votes
NARRAGANSETT (cont'd)	2008	36	34	8		449	16	465
	2009			9		518	35	553
	2010			10		350	25	375
	2011			11		407	36	443
	2012			0		0	0	0
	Total Votes						4,819	221
NEWPORT	2101	12	72	1	3	204	5	209
	2102			2	2	476	15	491
	2103			3	2	206	9	215
	2104	13	73	4	2	268	13	281
	2105			5	2	315	5	320
	2106			6	1	637	17	654
	2107	75	75	7	1	118	4	122
	2108			8	1	314	19	333
	2109			9	3	316	20	336
	2110			10	3	448	35	483
	2111			11	3	405	22	427
	2112			12	4	382	19	401
	2113	13	75	13	4	473	21	494
	2114			14	4	493	19	512
	2115			0		0	1	1
Total Votes						5,055	224	5,279
NEW SHOREHAM	2201	37	36	1		614	112	726
	2202			0		0	0	0
Total Votes						614	112	726
NORTH KINGSTOWN	2301	35	31	1		494	9	503
	2302			2		575	22	597
	2303			3		709	30	739
	2304	32	31	4		586	23	609
	2305			5		617	25	642
	2306			6		215	21	236
	2307			7		465	23	488
	2308			8		564	13	577
	2309			9		539	20	559
	2310	36	31	10		838	41	879
	2311			11		698	37	735
	2312			12		679	34	713
	2313	35	33	13		451	7	458
	2314			14		107	4	111
	2315			0		0	3	3
Total Votes						7,537	312	7,849
NORTH PROVIDENCE	2401	7	6	1	3	575	12	587
	2402			2	3	732	10	742
	2403			3	1	509	14	523
	2404	54	54	4	1	673	20	693
	2405			5	1	451	10	461
	2406			6	1	824	10	834
	2407			7	3	616	15	631
	2408			8	3	567	12	579
	2409			9	1	223	27	250
	2410	55	55	10	1	616	9	625
	2411			11	2	381	5	386
	2412			12	2	622	15	637
	2413			13	3	430	25	455

NOTE: The last line in each community, before "Total Votes", represents the votes cast on limited ballots.

**RI GENERAL ELECTION
November 5, 2002**

US SENATOR

John F. REED

Community	Precinct	Senate District	Rep District	Vote District	Ward	Precinct Votes	Mail Votes	Total Votes
NORTH PROVIDENCE (cont'd)	2414	17	55	14	2	690	16	706
	2415			15	2	548	3	551
	2416			16	2	407	3	410
	2417			17	2	589	15	604
	2418		58	18	2	158	3	161
	2419					0	0	0
	Total Votes						9,611	224
NORTH SMITHFIELD	2501	21	48	1		424	55	479
	2502	22		2		582	5	587
	2503			3		668	8	676
	2504			4		616	6	622
	2505	23		5		347	4	351
	2506			6		539	11	550
	2507					0	2	2
	Total Votes						3,176	91
PAWTUCKET	2601	16	46	1	6	69	1	70
	2602	17		2	6	315	3	318
	2603	16	58	3	5	157	2	159
	2604			4	6	132	7	139
	2605	17		5	5	323	3	326
	2606			6	6	483	3	486
	2607			7	6	598	18	616
	2608	15	59	8	4	684	23	707
	2609			9	4	294	4	298
	2610			10	6	33	0	33
	2611			11	5	641	16	657
	2612			12	5	324	18	342
	2613	16		13	6	310	15	325
	2614	17		14	4	21	0	21
	2615			15	5	69	0	69
	2616	8	60	16	1	577	14	591
	2617			17	2	208	10	218
	2618	15		18	1	449	11	460
	2619			19	2	312	7	319
	2620			20	4	352	9	361
	2621	8	61	21	1	637	15	652
	2622			22	1	532	21	553
	2623			23	2	627	8	635
	2624			24	2	471	15	486
	2625			25	2	631	8	639
	2626			26	3	823	20	843
	2627		62	27	3	645	23	668
	2628			28	3	576	18	594
	2629	15		29	3	463	23	486
	2630			30	4	392	4	396
	2631			31	4	433	36	469
	2632	8	63	32	3	274	31	305
	2633					0	0	0
Total Votes						12,855	386	13,241
PORTSMOUTH	2701	11	69	1		65	4	69
	2702			2		318	13	331
	2703			3		427	21	448
	2704		70	4		417	15	432
	2705			5		402	17	419

NOTE: The last line in each community, before "Total Votes", represents the votes cast on limited ballots.

**RI GENERAL ELECTION
November 5, 2002**

US SENATOR

John F. REED

Community	Precinct	Senate District	Rep District	Vote District	Ward	Precinct Votes	Mail Votes	Total Votes
PORTSMOUTH (cont'd)	2706	11	71	6		526	20	546
	2707			7		500	35	535
	2708			8		412	16	428
	2709		72	9		443	17	460
	2710			10		524	16	540
	2711			11		398	26	424
	2712			12		491	18	509
	2713					0	1	1
Total Votes						4,923	219	5,142
PROVIDENCE	2801	4	1	1	12	222	0	222
	2802			2	12	280	6	286
	2803	6		3	4	331	23	354
	2804			4	4	283	5	288
	2805			5	5	192	3	195
	2806			6	12	164	4	168
	2807			7	14	91	0	91
	2808	1	2	8	1	487	23	510
	2809			9	11	11	0	11
	2810	5		10	13	14	1	15
	2811			11	11	164	12	176
	2812	14		12	13	88	6	94
	2813			13	1	540	32	572
	2814			14	1	354	35	389
	2815			15	1	284	18	302
	2816			16	2	105	1	106
	2817	1	3	17	1	315	4	319
	2818			18	1	297	0	297
	2819			19	2	384	18	402
	2820			20	2	413	3	416
	2821			21	2	416	11	427
	2822			22	2	637	13	650
	2823			23	2	573	14	587
	2824			24	3	82	2	84
	2825	14	3	25	1	131	3	134
	2826	1	4	26	2	631	24	655
	2827			27	2	483	13	496
	2828			28	3	420	13	433
	2829			29	3	520	8	528
	2830			30	3	625	15	640
	2831			31	3	553	26	579
	2832			32	3	723	29	752
2833	6		33	3	126	29	155	
2834		5	34	4	687	11	698	
2835			35	4	600	58	658	
2836			36	5	201	5	206	
2837			37	14	209	7	216	
2838			38	14	421	8	429	
2839			39	14	588	13	601	
2840	4	6	40	5	158	0	158	
2841			41	6	499	24	523	
2842			42	6	257	31	288	
2843	6	6	43	5	54	1	55	
2844			44	14	446	13	459	
2845			45	5	344	5	349	

NOTE: The last line in each community, before "Total Votes", represents the votes cast on limited ballots.

**RI GENERAL ELECTION
November 5, 2002**

US SENATOR

John F. REED

Community	Precinct	Senate District	Rep District	Vote District	Ward	Precinct Votes	Mail Votes	Total Votes
PROVIDENCE (cont'd)	2846	6	6	46	14	74	5	79
	2847	4	7	47	5	668	10	678
	2848			48	5	596	22	618
	2849			49	5	502	57	559
	2850			50	12	14	0	14
	2851			51	5	71	1	72
	2852			52	6	459	5	464
	2853			53	6	397	5	402
	2854			54	12	208	7	215
	2855			55	15	5	0	5
	2856		8	56	12	160	4	164
	2857			57	12	57	4	61
	2858			58	15	24	1	25
	2859	5		59	6	34	0	34
	2860			60	13	71	5	76
	2861			61	13	294	21	315
	2862		8	62	13	350	13	363
	2863			63	13	420	11	431
	2864			64	15	202	3	205
	2865	3	9	65	7	139	1	140
	2866			66	15	374	27	401
	2867	5		67	6	44	1	45
	2868			68	11	361	26	387
	2869			69	13	511	17	528
	2870			70	15	65	0	65
	2871			71	15	197	1	198
	2872		10	72	8	311	8	319
	2873	2		73	9	74	1	75
	2874	3		74	8	692	36	728
	2875			75	8	307	23	330
	2876			76	8	346	15	361
	2877			77	8	38	12	50
	2878	5		78	11	79	4	83
	2879		10	79	15	55	1	56
2880	2	11	80	9	538	9	547	
2881			81	9	493	9	502	
2882			82	9	507	7	514	
2883			83	9	323	3	326	
2884			84	11	124	0	124	
2885			85	11	184	3	187	
2886		12	86	10	434	7	441	
2887			87	10	312	3	315	
2888			88	10	361	7	368	
2889			89	10	391	6	397	
2890			90	11	259	25	284	
2891			91	11	133	25	158	
2892	3	13	92	7	560	20	580	
2893			93	7	332	11	343	
2894			94	7	321	13	334	
2895			95	7	353	17	370	
2896			96	15	252	15	267	
2897	5	11	97	8	48	4	52	
2898					0	1	1	
2899					0	2	2	
Total Votes						29,527	1,104	30,631

NOTE: The last line in each community, before "Total Votes", represents the votes cast on limited ballots.

**RI GENERAL ELECTION
November 5, 2002**

US SENATOR

John F. REED

Community	Precinct	Senate District	Rep District	Vote District	Ward	Precinct Votes	Mail Votes	Total Votes		
RICHMOND	2901	34	39	1		228	0	228		
	2902			2		413	10	423		
	2903			3		608	10	618		
	2904			4		468	6	474		
	2905			0		0	1	1		
	Total Votes					1,717	27	1,744		
SCITUATE	3001	24	41	1		578	32	610		
	3002			2		474	10	484		
	3003			3		560	20	580		
	3004			4		653	21	674		
	3005			5		541	12	553		
	3006			0		0	0	0		
	Total Votes					2,806	95	2,901		
SMITHFIELD	3101	22	44	1		502	14	516		
	3102			2		615	8	623		
	3103			3		430	11	441		
	3104			4		639	15	654		
	3105			5		437	47	484		
	3106			6	53	7		710	13	723
	3107			8			593	36	629	
	3108			9			412	13	425	
	3109			10			649	66	715	
	3110			1			351	10	361	
	3111			0		1	0	1		
	Total Votes					5,339	233	5,572		
SOUTH KINGSTOWN	3201	37	33	1		619	24	643		
	3202			2		712	28	740		
	3203			3	34	4		557	25	582
	3204			5			660	27	687	
	3205			6	35	7		140	5	145
	3206			8			729	18	747	
	3207			9			623	18	641	
	3208			10	36	11		543	19	562
	3209			12			786	14	800	
	3210			0			610	30	640	
	3211			1			456	9	465	
	3212			2			673	27	700	
	3213			0		0	0	0		
	Total Votes					7,108	244	7,352		
TIVERTON	3301	10	70	1		562	14	576		
	3302			2		330	5	335		
	3303			3		555	5	560		
	3304			4		583	14	597		
	3305			5		462	16	478		
	3306			6	71	7		177	1	178
	3307			8			301	2	303	
	3308			9			600	8	608	
	3309			12		0	2	2		
	Total Votes					3,570	67	3,637		

NOTE: The last line in each community, before "Total Votes", represents the votes cast on limited ballots.

**RI GENERAL ELECTION
November 5, 2002**

US SENATOR

John F. REED

Community	Precinct	Senate District	Rep District	Vote District	Ward	Precinct Votes	Mail Votes	Total Votes
WARREN	3401	10	67	1		429	11	440
	3402			2		526	18	544
	3403			3		526	40	566
	3404			4		656	22	678
	3405		68	5		454	31	485
	3406					0	0	0
Total Votes						2,591	122	2,713
WARWICK	3501	28	19	1	1	508	7	515
	3502			2	1	427	12	439
	3503	29		3	1	658	10	668
	3504			4	1	421	8	429
	3505			5	1	641	11	652
	3506			6	1	467	17	484
	3507			7	2	527	2	529
	3508	31		8	2	169	3	172
	3509		20	9	2	195	4	199
	3510			10	2	567	7	574
	3511			11	2	602	9	611
	3512			12	3	453	2	455
	3513			13	3	350	23	373
	3514			14	7	438	6	444
	3515			15	7	653	17	670
	3516			16	8	448	35	483
	3517			17	8	268	9	277
	3518	29	21	18	2	508	6	514
	3519			19	3	260	23	283
	3520			20	3	731	11	742
	3521			21	4	643	12	655
	3522			22	4	653	17	670
	3523			23	4	649	15	664
	3524			24	4	486	4	490
	3525		22	25	4	134	3	137
	3526			26	5	173	4	177
	3527	30		27	5	508	9	517
	3528			28	5	529	16	545
	3529			29	5	632	15	647
	3530			30	5	472	8	480
	3531			31	5	346	13	359
	3532			32	6	602	5	607
	3533	29	23	33	3	251	1	252
	3534			34	3	455	8	463
3535	30		35	6	476	5	481	
3536			36	6	371	9	380	
3537			37	6	648	9	657	
3538			38	6	435	16	451	
3539			39	7	541	10	551	
3540			40	7	561	11	572	
3541	30	24	41	7	138	0	138	
3542			42	9	423	19	442	
3543			43	9	394	10	404	
3544	31		44	7	143	2	145	
3545			45	8	410	12	422	
3546			46	8	491	15	506	
3547			47	9	613	11	624	

NOTE: The last line in each community, before "Total Votes", represents the votes cast on limited ballots.

**RI GENERAL ELECTION
November 5, 2002**

US SENATOR

John F. REED

Community	Precinct	Senate District	Rep District	Vote District	Ward	Precinct Votes	Mail Votes	Total Votes
WARWICK (cont'd)	3548	31	24	48	9	696	11	707
	3549			49	9	465	15	480
	3550	33		50	9	221	7	228
	3551	35		51	9	394	12	406
	3552	31	26	52	8	444	12	456
	3553		27	53	8	443	24	467
	3554					3	0	3
Total Votes						24,134	562	24,696
WESTERLY	3601	38	36	1		405	8	413
	3602		37	2		405	10	415
	3603			3		460	26	486
	3604			4		373	20	393
	3605			5		434	26	460
	3606			6		369	11	380
	3607			7		390	14	404
	3608			8		307	21	328
	3609			9		363	11	374
	3610			10		403	23	426
	3611		38	11		305	10	315
	3612			12		249	8	257
	3613			13		418	14	432
	3614			14		205	1	206
	3615					0	0	0
Total Votes						5,086	203	5,289
WEST GREENWICH	3701	34	29	1		480	9	489
	3702			2		607	10	617
	3703		30	3		189	4	193
	3704					0	1	1
Total Votes						1,276	24	1,300
WEST WARWICK	3801	32	25	1	2	615	18	633
	3802			2	4	151	2	153
	3803			3	4	276	4	280
	3804			4	3	564	8	572
	3805			5	3	371	7	378
	3806		26	6	1	637	22	659
	3807			7	2	379	12	391
	3808			8	1	488	8	496
	3809			9	1	499	19	518
	3810		27	10	4	355	7	362
	3811			11	4	118	3	121
	3812			12	4	430	16	446
	3813	32		13	5	665	26	691
	3814			14	5	597	12	609
	3815	33		15	5	475	4	479
	3816					0	3	3
Total Votes						6,620	171	6,791

NOTE: The last line in each community, before "Total Votes", represents the votes cast on limited ballots.

**RI GENERAL ELECTION
November 5, 2002**

US SENATOR

John F. REED

Community	Precinct	Senate District	Rep District	Vote District	Ward	Precinct Votes	Mail Votes	Total Votes
WOONSOCKET	3901	20	49	1		360	3	363
	3902	21		2		379	3	382
	3903			3		456	10	466
	3904			4		508	22	530
	3905			5		323	11	334
	3906	20	50	6		219	5	224
	3907	21		7		225	5	230
	3908			8		404	6	410
	3909			9		560	5	565
	3910			10		550	3	553
	3911			11		486	28	514
	3912	20	51	12		534	5	539
	3913			13		559	9	568
	3914			14		549	8	557
	3915			15		389	4	393
	3916			16		438	4	442
	3917			17		0	0	0
Total Votes						6,939	131	7,070
Statewide Total						255,522	8,235	263,757

NOTE: The last line in each community, before "Total Votes", represents the votes cast on limited ballots.

**RI GENERAL ELECTION
November 5, 2002**

US SENATOR

Robert G. TINGLE
REPUBLICAN

US SENATOR

Community	Precinct	Senate District	Rep District	Vote District	Ward	Precinct Votes	Mail Votes	Total Votes
BARRINGTON	101	9	66			239	5	244
	102					191	3	194
	103					232	9	241
	104					230	6	236
	105					293	10	303
	106					363	18	381
	107		67			150	7	157
	108					242	9	251
	109					0	0	0
	Total Votes						1,940	67
BRISTOL	201	9	68	1		217	12	229
	202			2		249	12	261
	203			3		141	9	150
	204			4		77	4	81
	205	10		5		108	2	110
	206	11		6		179	3	182
	207			7		73	0	73
	208	9	69	8		64	0	64
	209	10		9		143	23	166
	210	11		10		82	4	86
	211			11		120	4	124
	212					0	0	0
	Total Votes						1,453	73
BURRILLVILLE	301	23	47	1		145	5	150
	302			2		178	11	189
	303			3		203	3	206
	304			4		89	2	91
	305			5		179	2	181
	306		48	6		242	2	244
	307					0	3	3
	Total Votes						1,036	28
CENTRAL FALLS	401	16	56	1	1	38	0	38
	402			2	2	19	4	23
	403			3	3	47	2	49
	404			4	4	54	0	54
	405			5	5	34	0	34
	406		57	6	2	32	1	33
	407			7	4	18	0	18
	408			8	5	46	1	47
	409					0	0	0
	Total Votes						288	8
CHARLESTOWN	501	34	36	1		123	3	126
	502	38		2		116	7	123
	503			3		171	1	172
	504			4		251	7	258
	505	34	39	5		33	1	34
	506	38		6		77	3	80
	507			7		117	3	120
	508					0	0	0
	Total Votes						888	25

NOTE: The last line in each community, before "Total Votes", represents the votes cast on limited ballots.

**RI GENERAL ELECTION
November 5, 2002**

US SENATOR

Robert G. TINGLE

Community	Precinct	Senate District	Rep District	Vote District	Ward	Precinct Votes	Mail Votes	Total Votes
COVENTRY	601	33	25	1	3	132	1	133
	602		26	2	3	221	3	224
	603		27	3	4	149	3	152
	604	24	28	4	2	156	2	158
	605			5	2	126	0	126
	606			6	2	146	0	146
	607			7	4	53	1	54
	608			8	5	104	0	104
	609			9	1	230	0	230
	610			10	2	70	1	71
	611	33		11	3	154	8	162
	612			12	1	204	3	207
	613		29	13	5	110	6	116
	614			14	4	148	6	154
	615			15	5	168	3	171
	616			16	5	217	3	220
	617			17	4	127	1	128
	618	24	40	18	1	195	6	201
	619	33		19	1	80	4	84
	620					0	0	0
Total Votes						2,790	51	2,841
CRANSTON	701	26	14	1	3	73	6	79
	702			2	3	77	2	79
	703			3	3	30	4	34
	704			4	3	48	1	49
	705			5	3	61	4	65
	706			6	3	54	1	55
	707			7	5	58	2	60
	708			8	5	40	0	40
	709	28		9	3	118	0	118
	710	26	15	10	4	219	5	224
	711			11	4	195	5	200
	712			12	5	60	0	60
	713	27		13	4	249	4	253
	714			14	4	182	2	184
	715			15	6	122	4	126
	716			16	6	157	8	165
	717			17	6	57	15	72
	718	26	16	18	5	8	0	8
	719			19	4	98	1	99
	720	27		20	2	84	5	89
	721			21	6	186	4	190
	722			22	4	73	3	76
	723			23	6	246	14	260
	724			24	6	160	3	163
	725			25	6	30	2	32
	726	28		26	1	26	0	26
	727		16	27	2	144	2	146
	728	26	17	28	5	93	2	95
	729	27		29	3	92	3	95
	730			30	5	178	6	184
	731			31	5	148	0	148
	732			32	2	83	1	84
	733			33	2	116	0	116

NOTE: The last line in each community, before "Total Votes", represents the votes cast on limited ballots.

RI GENERAL ELECTION
November 5, 2002

US SENATOR

Robert G. TINGLE

Community	Precinct	Senate District	Rep District	Vote District	Ward	Precinct Votes	Mail Votes	Total Votes
CRANSTON (cont'd)	734	27	17	34	2	69	1	70
	735	28		35	3	60	3	63
	736			36	2	151	4	155
	737		18	37	2	71	4	75
	738			38	1	72	3	75
	739			39	1	95	0	95
	740			40	2	121	1	122
	741			41	1	90	2	92
	742			42	1	88	1	89
	743			43	1	156	13	169
	744			44	1	132	3	135
	745		19	45	1	121	0	121
	746	26	41	46	5	112	6	118
	747			47	4	145	2	147
	748			48	4	117	5	122
	749		42	49	5	106	4	110
	750			50	5	135	8	143
751					0	0	0	
Total Votes						5,406	169	5,575
CUMBERLAND	801	20	45	1	5	200	8	208
	802			2	5	142	4	146
	803			3	5	124	2	126
	804			4	5	100	1	101
	805	19	52	5	2	97	1	98
	806			6	3	173	11	184
	807			7	3	207	5	212
	808			8	3	200	10	210
	809			9	4	266	9	275
	810			10	4	232	15	247
	811	20		11	4	189	7	196
	812			12	4	154	4	158
	813	16	57	13	1	35	0	35
	814			14	1	58	1	59
	815	19		15	1	75	0	75
	816			16	1	50	1	51
	817			17	2	134	2	136
	818			18	2	121	1	122
	819					0	0	0
Total Votes						2,557	82	2,639
EAST GREENWICH	901	33	30	1		158	7	165
	902			2		261	13	274
	903	35		3		221	5	226
	904			4		333	19	352
	905			5		160	7	167
	906			6		163	15	178
	907			7		273	9	282
	908			8		209	12	221
	909					2	0	2
Total Votes						1,780	87	1,867
EAST PROVIDENCE	1001	14	2	1	1	32	0	32
	1002			2	2	52	1	53
	1003	8	62	3	1	46	1	47
	1004	14		4	1	111	1	112
	1005	8	63	5	1	98	3	101

NOTE: The last line in each community, before "Total Votes", represents the votes cast on limited ballots.

**RI GENERAL ELECTION
November 5, 2002**

US SENATOR

Robert G. TINGLE

Community	Precinct	Senate District	Rep District	Vote District	Ward	Precinct Votes	Mail Votes	Total Votes
EAST PROVIDENCE (cont'd)	1006	14	63	6	1	192	9	201
	1007	18		7	1	141	6	147
	1008			8	2	13	1	14
	1009			9	3	176	14	190
	1010			10	3	91	2	93
	1011			11	3	111	4	115
	1012	14	64	12	1	50	2	52
	1013			13	1	81	8	89
	1014			14	2	101	4	105
	1015			15	2	57	0	57
	1016			16	2	72	3	75
	1017	18		17	2	28	0	28
	1018			18	3	37	0	37
	1019		65	19	3	44	2	46
	1020			20	3	86	2	88
	1021			21	4	127	2	129
	1022			22	4	160	9	169
	1023			23	4	185	9	194
	1024			24	4	122	3	125
1025			25	4	152	2	154	
1026		66	26	4	66	3	69	
1027					0	0	0	
Total Votes						2,431	91	2,522
EXETER	1101	34	31	1		216	11	227
	1102		39	2		211	9	220
	1103			3		287	8	295
	1104					0	0	0
Total Votes					714	28	742	
FOSTER	1201	24	40	1		267	5	272
	1202			2		245	11	256
	1203					0	0	0
Total Votes					512	16	528	
GLOCESTER	1301	23	40	1		217	8	225
	1302			2		220	4	224
	1303			3		215	5	220
	1304		47	4		67	1	68
	1305		53	5		189	0	189
	1306					0	0	0
Total Votes					908	18	926	
HOPKINTON	1401	34	38	1		213	8	221
	1402			2		217	2	219
	1403			3		241	6	247
	1404					0	0	0
Total Votes					671	16	687	
JAMESTOWN	1501	13	74	1		196	17	213
	1502			2		194	7	201
	1503			3		250	11	261
	1504					0	0	0
Total Votes					640	35	675	
JOHNSTON	1601	25	13	1	2	65	0	65
	1602			2	2	104	0	104
	1603		42	3	1	65	1	66
	1604			4	2	15	0	15
	1605			5	2	129	13	142

NOTE: The last line in each community, before "Total Votes", represents the votes cast on limited ballots.

RI GENERAL ELECTION
November 5, 2002

US SENATOR

Robert G. TINGLE

Community	Precinct	Senate District	Rep District	Vote District	Ward	Precinct Votes	Mail Votes	Total Votes
JOHNSTON (cont'd)	1606	25	42	6	5	173	4	177
	1607			7	1	81	1	82
	1608	43		8	1	131	2	133
	1609			9	2	43	0	43
	1610			10	4	130	4	134
	1611			11	5	124	3	127
	1612			12	3	87	0	87
	1613			13	3	127	2	129
	1614			14	4	155	2	157
	1615	15	4	100	5	105		
	1616	16	2	10	1	11		
	1617	17	3	94	1	95		
	1618	44		18	5	218	7	225
	1619			0	1	1		
Total Votes						1,851	47	1,898
LINCOLN	1701	7	44	1	3	160	2	162
	1702	19	45	2	3	227	3	230
	1703			3	5	117	2	119
	1704			4	4	42	1	43
	1705	7	46	5	5	174	3	177
	1706			6	4	217	4	221
	1707			7	3	26	1	27
	1708			8	4	183	7	190
	1709			9	1	113	2	115
	1710			10	1	185	5	190
	1711			11	1	107	7	114
	1712	12	2	104	3	107		
	1713	19		13	3	74	3	77
	1714			14	4	37	0	37
	1715			15	2	223	8	231
	1716			16	2	67	3	70
	1717	0	0	0				
Total Votes						2,056	54	2,110
LITTLE COMPTON	1801	12	71	1		285	18	303
	1802			2		252	16	268
	1803			0		0	0	0
Total Votes						537	34	571
MIDDLETOWN	1901	12	72	1		164	11	175
	1902			2		189	10	199
	1903			3		136	11	147
	1904			4		166	16	182
	1905			73	5	41	0	41
	1906			74	6	188	11	199
	1907			7		118	3	121
	1908			8		205	8	213
	1909			0		0	0	0
Total Votes						1,207	70	1,277
NARRAGANSETT	2001	36	33	1		141	4	145
	2002			2		110	1	111
	2003			3		100	1	101
	2004			4		123	11	134
	2005			5		116	6	122
	2006			34	6	150	8	158
	2007			7		127	10	137

NOTE: The last line in each community, before "Total Votes", represents the votes cast on limited ballots.

**RI GENERAL ELECTION
November 5, 2002**

US SENATOR

Robert G. TINGLE

Community	Precinct	Senate District	Rep District	Vote District	Ward	Precinct Votes	Mail Votes	Total Votes
NARRAGANSETT (cont'd)	2008	36	34	8		148	6	154
	2009			9		170	12	182
	2010			10		100	7	107
	2011			11		133	6	139
	2012					0	0	0
	Total Votes						1,418	72
NEWPORT	2101	12	72	1	3	80	6	86
	2102		73	2	2	105	5	110
	2103			3	2	40	0	40
	2104	13		4	2	62	1	63
	2105			5	2	49	3	52
	2106			6	1	140	2	142
	2107			7	1	29	0	29
	2108		75	8	1	88	9	97
	2109			9	3	110	4	114
	2110			10	3	148	13	161
	2111			11	3	139	4	143
	2112			12	4	101	10	111
	2113			13	4	180	10	190
	2114			14	4	176	15	191
	2115					0	0	0
Total Votes						1,447	82	1,529
NEW SHOREHAM	2201	37	36	1		171	51	222
	2202					0	0	0
Total Votes						171	51	222
NORTH KINGSTOWN	2301	35	31	1		156	5	161
	2302			2		225	3	228
	2303			3		280	16	296
	2304			4		177	5	182
	2305			5		212	8	220
	2306		32	6		124	10	134
	2307			7		175	9	184
	2308			8		182	6	188
	2309	36		9		230	3	233
	2310			10		300	18	318
	2311			11		276	11	287
	2312			12		267	10	277
	2313	35	33	13		203	9	212
	2314	36		14		51	1	52
	2315					0	0	0
Total Votes						2,858	114	2,972
NORTH PROVIDENCE	2401	7	6	1	3	117	2	119
	2402			2	3	188	3	191
	2403		54	3	1	89	2	91
	2404			4	1	121	1	122
	2405			5	1	68	2	70
	2406			6	1	156	3	159
	2407			7	3	110	2	112
	2408			8	3	137	0	137
	2409			9	1	56	4	60
	2410		55	10	1	104	1	105
	2411			11	2	123	3	126
	2412			12	2	186	5	191
	2413			13	3	82	1	83

NOTE: The last line in each community, before "Total Votes", represents the votes cast on limited ballots.

RI GENERAL ELECTION
November 5, 2002

US SENATOR

Robert G. TINGLE

Community	Precinct	Senate District	Rep District	Vote District	Ward	Precinct Votes	Mail Votes	Total Votes
NORTH PROVIDENCE (cont'd)	2414	17	55	14	2	131	1	132
	2415			15	2	91	2	93
	2416			16	2	76	1	77
	2417			17	2	96	2	98
	2418		58	18	2	28	0	28
	2419					0	0	0
	Total Votes						1,959	35
NORTH SMITHFIELD	2501	21	48	1		137	7	144
	2502	22		2		215	6	221
	2503			3		231	4	235
	2504			4		193	1	194
	2505	23		5		87	2	89
	2506			6		166	3	169
	2507					0	2	2
	Total Votes						1,029	25
PAWTUCKET	2601	16	46	1	6	8	0	8
	2602	17		2	6	60	1	61
	2603	16	58	3	5	20	1	21
	2604			4	6	16	0	16
	2605	17		5	5	39	0	39
	2606			6	6	110	2	112
	2607			7	6	136	6	142
	2608	15	59	8	4	110	5	115
	2609			9	4	44	0	44
	2610			10	6	6	0	6
	2611			11	5	99	0	99
	2612			12	5	57	5	62
	2613	16		13	6	29	5	34
	2614	17		14	4	6	0	6
	2615			15	5	10	0	10
	2616	8	60	16	1	120	3	123
	2617			17	2	53	0	53
	2618	15		18	1	75	5	80
	2619			19	2	45	0	45
	2620			20	4	78	4	82
	2621	8	61	21	1	143	3	146
	2622			22	1	95	1	96
	2623			23	2	127	6	133
	2624			24	2	102	5	107
	2625			25	2	125	1	126
	2626			26	3	211	5	216
	2627		62	27	3	124	2	126
	2628			28	3	103	3	106
	2629	15		29	3	79	0	79
	2630			30	4	67	1	68
	2631			31	4	73	1	74
	2632	8	63	32	3	56	2	58
	2633					0	0	0
Total Votes						2,426	67	2,493
PORTSMOUTH	2701	11	69	1		30	4	34
	2702			2		171	6	177
	2703			3		178	7	185
	2704		70	4		133	7	140
	2705			5		125	9	134

NOTE: The last line in each community, before "Total Votes", represents the votes cast on limited ballots.

**RI GENERAL ELECTION
November 5, 2002**

US SENATOR

Robert G. TINGLE

Community	Precinct	Senate District	Rep District	Vote District	Ward	Precinct Votes	Mail Votes	Total Votes
PORTSMOUTH (cont'd)	2706	11	71	6		203	13	216
	2707			7		234	17	251
	2708			8		131	12	143
	2709		72	9		164	3	167
	2710			10		199	17	216
	2711			11		150	7	157
	2712			12		208	10	218
	2713					0	1	1
Total Votes						1,926	113	2,039
PROVIDENCE	2801	4	1	1	12	33	0	33
	2802			2	12	48	0	48
	2803	6		3	4	39	2	41
	2804			4	4	27	1	28
	2805			5	5	38	0	38
	2806			6	12	20	0	20
	2807			7	14	20	0	20
	2808	1	2	8	1	70	2	72
	2809			9	11	3	0	3
	2810	5		10	13	2	0	2
	2811			11	11	35	1	36
	2812	14		12	13	16	0	16
	2813			13	1	54	6	60
	2814			14	1	28	3	31
	2815			15	1	40	4	44
	2816			16	2	13	0	13
	2817	1	3	17	1	40	1	41
	2818			18	1	27	0	27
	2819			19	2	59	3	62
	2820			20	2	52	0	52
	2821			21	2	66	2	68
	2822			22	2	86	1	87
	2823			23	2	92	1	93
	2824			24	3	6	1	7
	2825	14	3	25	1	20	4	24
	2826	1	4	26	2	99	0	99
	2827			27	2	131	8	139
	2828			28	3	26	1	27
	2829			29	3	32	2	34
	2830			30	3	55	1	56
	2831			31	3	43	1	44
	2832			32	3	79	3	82
2833	6		33	3	6	5	11	
2834		5	34	4	93	5	98	
2835			35	4	95	4	99	
2836			36	5	49	1	50	
2837			37	14	46	0	46	
2838			38	14	109	3	112	
2839			39	14	117	3	120	
2840	4	6	40	5	29	0	29	
2841			41	6	84	2	86	
2842			42	6	33	2	35	
2843	6	6	43	5	17	0	17	
2844			44	14	98	2	100	
2845			45	5	86	1	87	

NOTE: The last line in each community, before "Total Votes", represents the votes cast on limited ballots.

**RI GENERAL ELECTION
November 5, 2002**

US SENATOR

Robert G. TINGLE

Community	Precinct	Senate District	Rep District	Vote District	Ward	Precinct Votes	Mail Votes	Total Votes
PROVIDENCE (cont'd)	2846	6	6	46	14	18	1	19
	2847	4	7	47	5	106	4	110
	2848			48	5	154	2	156
	2849			49	5	114	5	119
	2850			50	12	2	0	2
	2851			51	5	6	0	6
	2852			52	6	61	1	62
	2853			53	6	61	0	61
	2854			54	12	34	0	34
	2855			55	15	1	0	1
	2856		8	56	12	22	0	22
	2857			57	12	14	1	15
	2858			58	15	3	0	3
	2859	5		59	6	3	0	3
	2860			60	13	18	2	20
	2861			61	13	34	6	40
	2862		8	62	13	47	0	47
	2863			63	13	54	2	56
	2864			64	15	22	0	22
	2865	3	9	65	7	3	1	4
	2866			66	15	53	2	55
	2867	5		67	6	6	0	6
	2868			68	11	19	3	22
	2869			69	13	31	2	33
	2870			70	15	5	0	5
	2871			71	15	20	0	20
	2872		10	72	8	36	0	36
	2873	2		73	9	15	1	16
	2874	3		74	8	108	1	109
	2875			75	8	25	0	25
	2876			76	8	23	0	23
	2877			77	8	3	1	4
	2878	5		78	11	4	0	4
2879		10	79	15	8	0	8	
2880	2	11	80	9	34	2	36	
2881			81	9	18	2	20	
2882			82	9	23	0	23	
2883			83	9	24	0	24	
2884			84	11	4	0	4	
2885			85	11	13	0	13	
2886		12	86	10	33	0	33	
2887			87	10	31	0	31	
2888			88	10	19	1	20	
2889			89	10	18	0	18	
2890			90	11	10	4	14	
2891			91	11	5	4	9	
2892	3	13	92	7	85	0	85	
2893			93	7	32	1	33	
2894			94	7	48	0	48	
2895			95	7	34	2	36	
2896			96	15	34	0	34	
2897	5	11	97	8	5	0	5	
2898					0	0	0	
2899					0	0	0	
Total Votes						3,864	127	3,991

NOTE: The last line in each community, before "Total Votes", represents the votes cast on limited ballots.
In Providence, limited ballots were cast in two different polling locations

RI GENERAL ELECTION
November 5, 2002

US SENATOR

Robert G. TINGLE

Community	Precinct	Senate District	Rep District	Vote District	Ward	Precinct Votes	Mail Votes	Total Votes		
RICHMOND	2901	34	39	1		122	2	124		
	2902			2		159	1	160		
	2903			3		185	3	188		
	2904			4		164	3	167		
	2905			0		0	0	0		
	Total Votes						630	9	639	
SCITUATE	3001	24	41	1		289	12	301		
	3002			2		223	10	233		
	3003			3		356	22	378		
	3004			4		341	13	354		
	3005			5		266	5	271		
	3006			0		0	0	0		
	Total Votes								1,475	62
SMITHFIELD	3101	22	44	1		148	0	148		
	3102			2		195	9	204		
	3103			3		166	8	174		
	3104			4		168	4	172		
	3105			5		175	10	185		
	3106			6	53	6		209	6	215
	3107			7		7		202	18	220
	3108			8		8		189	4	193
	3109			9		9		203	10	213
	3110			10		10		119	6	125
	3111			0		0		0	0	0
	Total Votes								1,774	75
SOUTH KINGSTOWN	3201	37	33	1		186	10	196		
	3202			2		183	6	189		
	3203			3	34	3		131	4	135
	3204			4		4		155	9	164
	3205			5	35	5		38	0	38
	3206			6		6		196	10	206
	3207			7		7		195	2	197
	3208			8		8		182	1	183
	3209			9		9		234	11	245
	3210			10	36	10		208	10	218
	3211			11		11		147	4	151
	3212			12		12		264	11	275
	3213			0		0		0	0	0
	Total Votes								2,119	78
TIVERTON	3301	10	70	1		298	12	310		
	3302			2		86	0	86		
	3303			3		146	6	152		
	3304			4		207	3	210		
	3305			5		147	6	153		
	3306			6	71	6		49	0	49
	3307			7		7		120	3	123
	3308			8		8		254	6	260
	3309			0		0		0	1	1
Total Votes						1,307	37	1,344		

NOTE: The last line in each community, before "Total Votes", represents the votes cast on limited ballots.

**RI GENERAL ELECTION
November 5, 2002**

US SENATOR

Robert G. TINGLE

Community	Precinct	Senate District	Rep District	Vote District	Ward	Precinct Votes	Mail Votes	Total Votes
WARREN	3401	10	67	1		101	2	103
	3402			2		139	4	143
	3403			3		130	5	135
	3404			4		214	8	222
	3405		68	5		166	6	172
	3406					0	0	0
Total Votes						750	25	775
WARWICK	3501	28	19	1	1	108	3	111
	3502			2	1	99	2	101
	3503	29		3	1	205	4	209
	3504			4	1	137	3	140
	3505			5	1	170	2	172
	3506			6	1	149	8	157
	3507			7	2	113	2	115
	3508	31		8	2	29	0	29
	3509		20	9	2	47	1	48
	3510			10	2	129	3	132
	3511			11	2	148	1	149
	3512			12	3	100	0	100
	3513			13	3	108	2	110
	3514			14	7	104	0	104
	3515			15	7	224	2	226
	3516			16	8	128	10	138
	3517			17	8	86	1	87
	3518	29	21	18	2	108	2	110
	3519			19	3	55	9	64
	3520			20	3	174	12	186
	3521			21	4	136	2	138
	3522			22	4	165	5	170
	3523			23	4	137	5	142
	3524			24	4	140	4	144
	3525		22	25	4	55	0	55
	3526			26	5	42	0	42
	3527	30		27	5	101	0	101
	3528			28	5	162	2	164
	3529			29	5	156	3	159
	3530			30	5	133	5	138
	3531			31	5	186	6	192
	3532			32	6	119	0	119
	3533	29	23	33	3	63	2	65
	3534			34	3	133	0	133
3535	30		35	6	82	0	82	
3536			36	6	75	0	75	
3537			37	6	234	5	239	
3538			38	6	150	4	154	
3539			39	7	156	2	158	
3540			40	7	205	3	208	
3541	30	24	41	7	51	2	53	
3542			42	9	168	12	180	
3543			43	9	142	4	146	
3544	31		44	7	46	0	46	
3545			45	8	124	2	126	
3546			46	8	178	1	179	
3547			47	9	173	4	177	

NOTE: The last line in each community, before "Total Votes", represents the votes cast on limited ballots.

RI GENERAL ELECTION
November 5, 2002

US SENATOR

Robert G. TINGLE

Community	Precinct	Senate District	Rep District	Vote District	Ward	Precinct Votes	Mail Votes	Total Votes
WARWICK (cont'd)	3548	31	24	48	9	241	5	246
	3549			49	9	170	4	174
	3550	33		50	9	101	8	109
	3551	35		51	9	129	3	132
	3552	31	26	52	8	107	3	110
	3553		27	53	8	160	20	180
	3554					1	0	1
Total Votes						6,842	183	7,025
WESTERLY	3601	38	36	1		157	7	164
	3602		37	2		182	6	188
	3603			3		202	14	216
	3604			4		229	25	254
	3605			5		175	10	185
	3606			6		159	5	164
	3607			7		127	5	132
	3608			8		99	6	105
	3609			9		134	4	138
	3610			10		134	2	136
	3611		38	11		99	3	102
	3612			12		89	1	90
	3613			13		167	2	169
	3614			14		76	0	76
	3615					0	0	0
Total Votes						2,029	90	2,119
WEST GREENWICH	3701	34	29	1		278	5	283
	3702			2		247	4	251
	3703		30	3		117	1	118
	3704					0	0	0
Total Votes						642	10	652
WEST WARWICK	3801	32	25	1	2	179	2	181
	3802			2	4	28	0	28
	3803			3	4	89	1	90
	3804			4	3	107	7	114
	3805			5	3	105	4	109
	3806		26	6	1	194	4	198
	3807			7	2	104	1	105
	3808			8	1	130	5	135
	3809			9	1	135	3	138
	3810		27	10	4	85	2	87
	3811			11	4	30	2	32
	3812			12	4	109	4	113
	3813	32		13	5	182	4	186
	3814			14	5	143	1	144
	3815	33		15	5	158	3	161
	3816					0	3	3
Total Votes						1,778	46	1,824

NOTE: The last line in each community, before "Total Votes", represents the votes cast on limited ballots.

**RI GENERAL ELECTION
November 5, 2002**

US SENATOR

Robert G. TINGLE

Community	Precinct	Senate District	Rep District	Vote District	Ward	Precinct Votes	Mail Votes	Total Votes
WOONSOCKET	3901					89	0	89
	3902	20	49	1		37	0	37
	3903	21		2		61	4	65
	3904			3		143	5	148
	3905			4		53	0	53
	3906			5		47	1	48
	3907	20	50	6		61	2	63
	3908	21		7		70	1	71
	3909			8		157	1	158
	3910			9		107	0	107
	3911			10		104	2	106
	3912			11		103	1	104
	3913	20	51	12		98	0	98
	3914			13		163	2	165
	3915			14		56	2	58
	3916			15		100	1	101
	3917			16		0	1	1
Total Votes						1,449	23	1,472
Statewide Total						69,517	2,358	71,875

NOTE: The last line in each community, before "Total Votes", represents the votes cast on limited ballots.

**RI GENERAL ELECTION
November 5, 2002**

US CONGRESS DISTRICT 1

Patrick J. KENNEDY
DEMOCRAT

US CONGRESS DISTRICT 1

Community	Precinct	Senate District	Rep District	Vote District	Ward	Precinct Votes	Mail Votes	Total Votes		
BARRINGTON	101	9	66			392	11	403		
	102			342	8	350				
	103			376	12	388				
	104			492	16	508				
	105			487	11	498				
	106			388	6	394				
	107			67	436	10	446			
	108				434	7	441			
	109				0	0	0			
Total Votes					3,347	81	3,428			
BRISTOL	201	9	68	1		412	8	420		
	202			2		383	16	399		
	203			3		513	51	564		
	204			4		259	11	270		
	205			10	5		213	6	219	
	206				6		457	17	474	
	207			7		118	3	121		
	208			9	69	8		271	7	278
	209					9		538	53	591
	210					10		366	11	377
	211			11	11		518	20	538	
	212				0	0	0			
	Total Votes							4,048	203	4,251
BURRILLVILLE	301	23	47	1		462	17	479		
	302			2		396	45	441		
	303			3		412	11	423		
	304			4		374	4	378		
	305			5		437	5	442		
	306			48	6		451	5	456	
	307				0	0	0			
	Total Votes							2,532	87	2,619
CENTRAL FALLS	401	16	56	1	1	297	5	302		
	402			2	2	143	18	161		
	403			3	3	375	13	388		
	404			4	4	353	0	353		
	405			5	5	139	2	141		
	406			57	6	2	235	18	253	
	407				7	4	77	2	79	
	408				8	5	192	1	193	
	409			0	3	3				
Total Votes					1,811	62	1,873			

NOTE: The last line in each community, before "Total Votes", represents the votes cast on limited ballots

**RI GENERAL ELECTION
November 5, 2002**

US CONGRESS DISTRICT 1

Patrick J. KENNEDY

Community	Precinct	Senate District	Rep District	Vote District	Ward	Precinct Votes	Mail Votes	Total Votes
CUMBERLAND	801	20	45	1	5	397	8	405
	802			2	5	403	6	409
	803			3	5	316	3	319
	804			4	5	232	2	234
	805	19	52	5	2	469	7	476
	806			6	3	419	14	433
	807			7	3	462	8	470
	808			8	3	376	10	386
	809			9	4	384	6	390
	810			10	4	295	31	326
	811	20		11	4	373	6	379
	812			12	4	300	4	304
	813	16	57	13	1	255	3	258
	814			14	1	274	4	278
	815	19		15	1	283	0	283
	816			16	1	276	5	281
	817			17	2	488	6	494
	818			18	2	377	3	380
	819					0	1	1
Total Votes						6,379	127	6,506
EAST PROVIDENCE	1001	14	2	1	1	208	17	225
	1002			2	2	347	10	357
	1003	8	62	3	1	148	4	152
	1004	14		4	1	452	11	463
	1005	8	63	5	1	371	3	374
	1006	14	63	6	1	477	25	502
	1007	18		7	1	249	10	259
	1008			8	2	100	4	104
	1009			9	3	585	49	634
	1010			10	3	485	12	497
	1011			11	3	396	38	434
	1012	14	64	12	1	272	5	277
	1013			13	1	464	29	493
	1014			14	2	606	18	624
	1015			15	2	452	23	475
	1016			16	2	525	16	541
	1017	18		17	2	114	15	129
	1018			18	3	321	11	332
	1019		65	19	3	127	4	131
	1020			20	3	350	12	362
1021			21	4	463	23	486	
1022			22	4	509	18	527	
1023			23	4	571	19	590	
1024			24	4	437	10	447	
1025			25	4	539	11	550	
1026		66	26	4	219	7	226	
1027					0	0	0	
Total Votes						9,787	404	10,191
JAMESTOWN	1501	13	74	1		463	28	491
	1502			2		396	26	422
	1503			3		457	11	468
	1504					0	1	1
Total Votes						1,316	66	1,382

NOTE: The last line in each community, before "Total Votes", represents the votes cast on limited ballots.

**RI GENERAL ELECTION
November 5, 2002**

US CONGRESS DISTRICT 1

Patrick J. KENNEDY

Community	Precinct	Senate District	Rep District	Vote District	Ward	Precinct Votes	Mail Votes	Total Votes
LINCOLN	1701	7	44	1	3	327	4	331
	1702			2	3	371	14	385
	1703	19	45	3	5	207	1	208
	1704			4	4	103	2	105
	1705			5	5	643	21	664
	1706			6	4	413	9	422
	1707			7	3	42	0	42
	1708	7	46	8	4	271	7	278
	1709	17		9	1	304	5	309
	1710			10	1	369	12	381
	1711			11	1	249	5	254
	1712			12	2	255	8	263
	1713			13	3	198	3	201
	1714	19		14	4	147	0	147
	1715			15	2	487	11	498
	1716			16	2	193	0	193
	1717					0	0	0
Total Votes						4,579	102	4,681
LITTLE COMPTON	1801	12	71	1		373	25	398
	1802			2		331	17	348
	1803					0	0	0
Total Votes						704	42	746
MIDDLETOWN	1901	12	72	1		348	16	364
	1902			2		395	14	409
	1903			3		243	32	275
	1904			4		381	15	396
	1905		73	5		104	1	105
	1906		74	6		422	29	451
	1907			7		290	18	308
	1908			8		471	15	486
	1909					0	1	1
Total Votes						2,654	141	2,795
NEWPORT	2101	12	72	1	3	153	4	157
	2102		73	2	2	335	9	344
	2103			3	2	144	6	150
	2104	13		4	2	220	7	227
	2105			5	2	262	6	268
	2106			6	1	481	8	489
	2107			7	1	109	1	110
	2108		75	8	1	245	13	258
	2109			9	3	226	14	240
	2110			10	3	299	23	322
	2111			11	3	292	16	308
	2112			12	4	293	14	307
	2113			13	4	274	6	280
	2114			14	4	338	11	349
	2115					0	1	1
Total Votes						3,671	139	3,810
NORTH PROVIDENCE	2401	7	6	1	3	453	10	463
	2402			2	3	524	5	529
	2403		54	3	1	409	14	423
	2404			4	1	503	16	519
	2405			5	1	386	2	388
	2406			6	1	616	7	623
	2407			7	3	467	11	478

NOTE: The last line in each community, before "Total Votes", represents the votes cast on limited ballots.

**RI GENERAL ELECTION
November 5, 2002**

US CONGRESS DISTRICT 1

Patrick J. KENNEDY

Community	Precinct	Senate District	Rep District	Vote District	Ward	Precinct Votes	Mail Votes	Total Votes
NORTH PROVIDENCE (cont'd)	2408			8	3	427	9	436
	2409			9	1	150	26	176
	2410		55	10	1	494	10	504
	2411			11	2	270	3	273
	2412			12	2	448	6	454
	2413			13	3	328	23	351
	2414	17	55	14	2	581	13	594
	2415			15	2	411	3	414
	2416			16	2	315	2	317
	2417			17	2	476	13	489
	2418		58	18	2	134	3	137
	2419					0	0	0
Total Votes						7,392	176	7,568
NORTH SMITHFIELD	2501	21	48	1		356	53	409
	2502	22		2		443	0	443
	2503			3		520	5	525
	2504			4		485	7	492
	2505	23		5		298	2	300
	2506			6		428	7	435
	2507					0	3	3
	Total Votes					2,530	77	2,607
PAWTUCKET	2601	16	46	1	6	70	1	71
	2602	17		2	6	277	3	280
	2603	16	58	3	5	153	1	154
	2604			4	6	132	6	138
	2605	17		5	5	286	3	289
	2606			6	6	412	2	414
	2607			7	6	450	12	462
	2608	15	59	8	4	544	19	563
	2609			9	4	268	3	271
	2610			10	6	30	0	30
	2611			11	5	538	14	552
	2612			12	5	290	18	308
	2613	16		13	6	306	19	325
	2614	17		14	4	22	0	22
	2615			15	5	65	0	65
	2616	8	60	16	1	495	12	507
	2617			17	2	177	9	186
	2618	15		18	1	396	11	407
	2619			19	2	291	7	298
	2620			20	4	288	9	297
	2621	8	61	21	1	492	9	501
	2622			22	1	453	18	471
	2623			23	2	499	8	507
	2624			24	2	407	12	419
	2625			25	2	475	8	483
	2626			26	3	616	16	632
	2627		62	27	3	534	16	550
	2628			28	3	484	19	503
	2629	15		29	3	404	23	427
	2630			30	4	316	2	318
2631			31	4	390	25	415	
2632	8	63	32	3	227	31	258	
2633					0	0	0	
Total Votes						10,787	336	11,123

NOTE: The last line in each community, before "Total Votes", represents the votes cast on limited ballots.

**RI GENERAL ELECTION
November 5, 2002**

US CONGRESS DISTRICT 1

Patrick J. KENNEDY

Community	Precinct	Senate District	Rep District	Vote District	Ward	Precinct Votes	Mail Votes	Total Votes
PORTSMOUTH (cont'd)	2701	11	69	1		51	3	54
	2702			2		203	6	209
	2703			3		317	17	334
	2704		70	4		292	12	304
	2705			5		293	7	300
	2706	11	71	6		374	10	384
	2707			7		314	26	340
	2708			8		270	12	282
	2709		72	9		292	13	305
	2710			10		320	7	327
	2711			11		272	15	287
	2712			12		318	14	332
	2713					0	0	0
Total Votes						3,316	142	3,458
PROVIDENCE	2801	4	1	1	12	209	0	209
	2802			2	12	255	5	260
	2803	6		3	4	316	23	339
	2804			4	4	262	3	265
	2805			5	5	161	2	163
	2806			6	12	149	4	153
	2807			7	14	77	0	77
	2808	1	2	8	1	394	19	413
	2813	14		13	1	475	21	496
	2814			14	1	302	29	331
	2815			15	1	231	14	245
	2816			16	2	75	0	75
	2817	1	3	17	1	281	3	284
	2818			18	1	266	0	266
	2819			19	2	269	13	282
	2820			20	2	317	3	320
	2821			21	2	317	5	322
	2822			22	2	475	10	485
	2823			23	2	424	6	430
	2824			24	3	62	2	64
	2825			25	1	100	3	103
	2826		4	26	2	469	20	489
	2827			27	2	319	11	330
	2828			28	3	401	15	416
	2829			29	3	454	7	461
	2830			30	3	532	14	546
	2831			31	3	465	21	486
	2832			32	3	596	18	614
	2833	6		33	3	116	28	144
	2834		5	34	4	585	10	595
	2835			35	4	509	57	566
	2836			36	5	135	7	142
	2837			37	14	189	7	196
2838			38	14	322	3	325	
2839			39	14	495	9	504	
2843	6		43	5	30	0	30	
2844			44	14	346	10	356	
2847	4	7	47	5	528	9	537	
2848			48	5	446	16	462	

NOTE: The last line in each community, before "Total Votes", represents the votes cast on limited ballots.

**RI GENERAL ELECTION
November 5, 2002**

US CONGRESS DISTRICT 1

Patrick J. KENNEDY

Community	Precinct	Senate District	Rep District	Vote District	Ward	Precinct Votes	Mail Votes	Total Votes
PROVIDENCE (cont'd)	2849			49	5	395	47	442
	2850			50	12	12	0	12
	2898					0	1	1
	Total Votes					12,761	475	13,236
SMITHFIELD	3101	22	44	1		318	7	325
	3102			2		453	8	461
	3103			3		301	9	310
	3104			4		441	9	450
	3105			5		301	41	342
	3106		53	6		459	10	469
	3107			7		396	29	425
	3108			8		254	5	259
	3109			9		439	54	493
	3110			10		211	6	217
	3111					0	0	0
Total Votes					3,573	178	3,751	
TIVERTON	3301	10	70	1		352	8	360
	3302			2		290	3	293
	3303			3		457	2	459
	3304			4		443	14	457
	3305			5		372	14	386
	3306		71	6		149	0	149
	3307	12		7		232	2	234
	3308			8		417	6	423
	3309					0	1	1
	Total Votes					2,712	50	2,762
WARREN	3401	10	67	1		331	8	339
	3402			2		407	13	420
	3403			3		428	37	465
	3404			4		453	14	467
	3405		68	5		344	19	363
	3406					0	0	0
Total Votes					1,963	91	2,054	
WOONSOCKET	3901					334	2	336
	3902	20	49	1		380	3	383
	3903	21		2		435	9	444
	3904			3		391	20	411
	3905			4		305	11	316
	3906			5		204	4	208
	3907	20	50	6		230	6	236
	3908	21		7		360	5	365
	3909			8		499	4	503
	3910			9		507	1	508
	3911			10		452	26	478
	3912			11		488	5	493
	3913	20	51	12		523	8	531
	3914			13		487	6	493
	3915			14		335	3	338
	3916			15		398	4	402
	3917			16		0	0	0
Total Votes					6,328	117	6,445	
Statewide Total						99,582	3,272	102,854

NOTE: The last line in each community, before "Total Votes", represents the votes cast on limited ballots.

**RI GENERAL ELECTION
November 5, 2002**

US CONGRESS DISTRICT 1

David W. ROGERS
REPUBLICAN

US CONGRESS DISTRICT 1

Community	Precinct	Senate District	Rep District	Vote District	Ward	Precinct Votes	Mail Votes	Total Votes
BARRINGTON	101	9	66			449	7	456
	102					323	3	326
	103					462	19	481
	104					439	14	453
	105					563	20	583
	106					654	36	690
	107		67			291	13	304
	108					424	15	439
	109					0	0	0
	Total Votes						3,605	127
BRISTOL	201	9	68	1		398	24	422
	202			2		452	22	474
	203			3		280	15	295
	204			4		140	5	145
	205	10		5		209	10	219
	206	11		6		314	8	322
	207			7		128	0	128
	208	9	69	8		114	1	115
	209	10		9		299	33	332
	210	11		10		178	9	187
	211			11		216	5	221
	212					0	2	2
	Total Votes						2,728	134
BURRILLVILLE	301	23	47	1		278	8	286
	302			2		273	12	285
	303			3		355	8	363
	304			4		181	4	185
	305			5		318	2	320
	306		48	6		365	2	367
	307					0	3	3
	Total Votes						1,770	39
CENTRAL FALLS	401	16	56	1	1	89	1	90
	402			2	2	26	3	29
	403			3	3	82	3	85
	404			4	4	88	3	91
	405			5	5	36	0	36
	406		57	6	2	60	4	64
	407			7	4	31	0	31
	408			8	5	80	1	81
	409					0	1	1
	Total Votes						492	16
CUMBERLAND	801	20	45	1	5	402	11	413
	802			2	5	258	4	262
	803			3	5	202	3	205
	804			4	5	157	2	159
	805	19	52	5	2	225	1	226
	806			6	3	309	11	320
	807			7	3	358	7	365
	808			8	3	346	14	360
	809			9	4	464	12	476

NOTE: The last line in each community, before "Total Votes", represents the votes cast on limited ballots.

**RI GENERAL ELECTION
November 5, 2002**

US CONGRESS DISTRICT 1

David W. ROGERS

Community	Precinct	Senate District	Rep District	Vote District	Ward	Precinct Votes	Mail Votes	Total Votes
CUMBERLAND (cont'd)	810			10	4	399	17	416
	811	20		11	4	327	7	334
	812			12	4	287	7	294
	813	16	57	13	1	68	0	68
	814			14	1	124	1	125
	815	19		15	1	162	1	163
	816			16	1	98	3	101
	817			17	2	263	5	268
	818			18	2	231	3	234
	819					0	0	0
Total Votes						4,680	109	4,789
EAST PROVIDENCE	1001	14	2	1	1	49	0	49
	1002			2	2	102	2	104
	1003	8	62	3	1	100	1	101
	1004	14		4	1	250	4	254
	1005	8	63	5	1	236	5	241
	1006	14	63	6	1	410	15	425
	1007	18		7	1	275	7	282
	1008			8	2	31	2	33
	1009			9	3	349	22	371
	1010			10	3	169	5	174
	1011			11	3	244	5	249
	1012	14	64	12	1	116	5	121
	1013			13	1	148	13	161
	1014			14	2	171	4	175
	1015			15	2	125	0	125
	1016			16	2	133	6	139
	1017	18		17	2	44	1	45
	1018			18	3	88	2	90
	1019		65	19	3	86	5	91
	1020			20	3	153	5	158
	1021			21	4	254	5	259
	1022			22	4	285	17	302
	1023			23	4	396	10	406
	1024			24	4	269	8	277
	1025			25	4	315	5	320
	1026		66	26	4	122	2	124
	1027					0	0	0
Total Votes						4,920	156	5,076
JAMESTOWN	1501	13	74	1		389	24	413
	1502			2		403	17	420
	1503			3		460	23	483
	1504					0	2	2
	Total Votes					1,252	66	1,318
LINCOLN	1701	7	44	1	3	326	3	329
	1702			2	3	430	13	443
	1703	19	45	3	5	205	6	211
	1704			4	4	82	2	84
	1705			5	5	335	6	341
	1706			6	4	398	11	409
	1707			7	3	57	3	60
	1708	7	46	8	4	321	9	330
	1709	17		9	1	213	7	220
	1710			10	1	346	11	357
	1711			11	1	204	8	212

NOTE: The last line in each community, before "Total Votes", represents the votes cast on limited ballots.

**RI GENERAL ELECTION
November 5, 2002**

US CONGRESS DISTRICT 1

David W. ROGERS

Community	Precinct	Senate District	Rep District	Vote District	Ward	Precinct Votes	Mail Votes	Total Votes
LINCOLN (cont'd)	1712			12	2	159	7	166
	1713			13	3	172	6	178
	1714	19		14	4	85	0	85
	1715			15	2	439	10	449
	1716			16	2	121	4	125
	1717					0	0	0
	Total Votes						3,893	106
LITTLE COMPTON	1801	12	71	1		454	39	493
	1802			2		427	25	452
	1803					0	0	0
	Total Votes					881	64	945
MIDDLETOWN	1901	12	72	1		325	16	341
	1902			2		395	22	417
	1903			3		280	15	295
	1904			4		293	24	317
	1905		73	5		83	1	84
	1906		74	6		348	19	367
	1907			7		216	9	225
	1908			8		393	19	412
	1909					0	1	1
	Total Votes					2,333	126	2,459
NEWPORT	2101	12	72	1	3	133	6	139
	2102		73	2	2	250	11	261
	2103			3	2	107	4	111
	2104	13		4	2	113	5	118
	2105			5	2	98	3	101
	2106			6	1	288	10	298
	2107			7	1	40	4	44
	2108		75	8	1	156	14	170
	2109			9	3	205	12	217
	2110			10	3	289	23	312
	2111			11	3	260	9	269
	2112			12	4	190	15	205
	2113			13	4	373	25	398
	2114			14	4	334	23	357
	2115					0	0	0
Total Votes						2,836	164	3,000
NORTH PROVIDENCE	2401	7	6	1	3	239	3	242
	2402			2	3	396	8	404
	2403		54	3	1	185	1	186
	2404			4	1	287	5	292
	2405			5	1	137	10	147
	2406			6	1	357	4	361
	2407			7	3	250	5	255
	2408			8	3	276	4	280
	2409			9	1	138	5	143
	2410		55	10	1	237	2	239
	2411			11	2	242	6	248
	2412			12	2	368	15	383
	2413			13	3	190	3	193
	2414	17	55	14	2	253	6	259
	2415			15	2	228	5	233
	2416			16	2	165	2	167

NOTE: The last line in each community, before "Total Votes", represents the votes cast on limited ballots.

**RI GENERAL ELECTION
November 5, 2002**

US CONGRESS DISTRICT 1

David W. ROGERS

Community	Precinct	Senate District	Rep District	Vote District	Ward	Precinct Votes	Mail Votes	Total Votes
NORTH PROVIDENCE (cont'd)	2417			17	2	211	4	215
	2418		58	18	2	65	0	65
	2419					0	0	0
	Total Votes					4,224	88	4,312
NORTH SMITHFIELD	2501	21	48	1		216	10	226
	2502	22		2		355	11	366
	2503			3		387	7	394
	2504			4		336	0	336
	2505	23		5		155	4	159
	2506			6		298	5	303
	2507					0	1	1
	Total Votes					1,747	38	1,785
PAWTUCKET	2601	16	46	1	6	7	0	7
	2602	17		2	6	112	1	113
	2603	16	58	3	5	29	2	31
	2604			4	6	18	1	19
	2605	17		5	5	70	0	70
	2606			6	6	181	3	184
	2607			7	6	284	11	295
	2608	15	59	8	4	235	6	241
	2609			9	4	73	1	74
	2610			10	6	10	0	10
	2611			11	5	173	2	175
	2612			12	5	100	5	105
	2613	16		13	6	48	4	52
	2614	17		14	4	4	0	4
	2615			15	5	18	0	18
	2616	8	60	16	1	212	5	217
	2617			17	2	81	1	82
	2618	15		18	1	127	6	133
	2619			19	2	64	0	64
	2620			20	4	132	4	136
	2621	8	61	21	1	272	6	278
	2622			22	1	175	4	179
	2623			23	2	242	6	248
	2624			24	2	170	7	177
	2625			25	2	267	2	269
	2626			26	3	410	10	420
	2627		62	27	3	234	9	243
	2628			28	3	205	2	207
	2629	15		29	3	138	2	140
	2630			30	4	130	4	134
	2631			31	4	118	10	128
	2632	8	63	32	3	112	2	114
	2633					0	0	0
Total Votes						4,451	116	4,567
PORTSMOUTH	2701	11	69	1		42	5	47
	2702			2		288	13	301
	2703			3		287	11	298
	2704		70	4		255	10	265
	2705			5		236	19	255
	2706	11	71	6		352	22	374
	2707			7		418	27	445
	2708			8		271	17	288
	2709		72	9		315	8	323

NOTE: The last line in each community, before "Total Votes", represents the votes cast on limited ballots.

**RI GENERAL ELECTION
November 5, 2002**

US CONGRESS DISTRICT 1

David W. ROGERS

Community	Precinct	Senate District	Rep District	Vote District	Ward	Precinct Votes	Mail Votes	Total Votes
PORTSMOUTH (cont'd)	2710	72	9	10		418	25	443
	2711			11		274	19	293
	2712			12		392	17	409
	2713					0	2	2
	Total Votes					3,548	195	3,743
PROVIDENCE	2801	4	1	1	12	51	0	51
	2802			2	12	78	0	78
	2803	6		3	4	60	2	62
	2804			4	4	57	2	59
	2805			5	5	65	1	66
	2806			6	12	36	0	36
	2807			7	14	36	0	36
	2808	1	2	8	1	133	4	137
	2813	14		13	1	91	14	105
	2814			14	1	50	5	55
	2815			15	1	74	9	83
	2816			16	2	32	1	33
	2817	1	3	17	1	52	2	54
	2818			18	1	22	0	22
	2819			19	2	155	7	162
	2820			20	2	103	0	103
	2821			21	2	135	7	142
	2822			22	2	219	4	223
	2823			23	2	203	4	207
	2824			24	3	19	1	20
	2825			25	1	47	5	52
	2826		4	26	2	224	3	227
	2827			27	2	265	10	275
	2828			28	3	42	0	42
	2829			29	3	66	2	68
	2830			30	3	119	2	121
	2831			31	3	104	2	106
	2832			32	3	179	14	193
	2833	6		33	3	16	4	20
	2834		5	34	4	203	7	210
	2835			35	4	187	8	195
	2836			36	5	104	0	104
	2837			37	14	68	0	68
	2838			38	14	196	8	204
2839			39	14	205	7	212	
2843	6		43	5	42	1	43	
2844			44	14	198	4	202	
2847	4	7	47	5	237	5	242	
2848			48	5	296	9	305	
2849			49	5	213	13	226	
2850			50	12	4	0	4	
2898						0	0	0
Total Votes						4,686	167	4,853

NOTE: The last line in each community, before "Total Votes", represents the votes cast on limited ballots.

**RI GENERAL ELECTION
November 5, 2002**

US CONGRESS DISTRICT 1

David W. ROGERS

Community	Precinct	Senate District	Rep District	Vote District	Ward	Precinct Votes	Mail Votes	Total Votes	
SMITHFIELD	3101	22	44	1		329	7	336	
	3102			2		350	9	359	
	3103			3		304	11	315	
	3104			4		357	9	366	
	3105			5		307	15	322	
	3106	53	6		452	8	460		
	3107		7		387	25	412		
	3108		8		344	11	355		
	3109		9		406	22	428		
	3110		10		259	9	268		
	3111		0		0	0	0		
Total Votes					3,495	126	3,621		
TIVERTON	3301	10	70	1		511	16	527	
	3302			2		134	2	136	
	3303			3		257	9	266	
	3304	71	4		350	3	353		
	3305		5		243	10	253		
	3306		6		82	1	83		
	3307		12	7		188	3	191	
	3308			8		437	7	444	
	3309			0		0	2	2	
Total Votes					2,202	53	2,255		
WARREN	3401	10	67	1		184	5	189	
	3402			2		265	8	273	
	3403			3		242	8	250	
	3404	68	4		423	15	438		
	3405		5		284	16	300		
	3406		0		0	0	0		
Total Votes					1,398	52	1,450		
WOONSOCKET	3901	20	49	1		122	1	123	
	3902			0		60	0	60	
	3903			21	2		93	5	98
	3904			3		270	8	278	
	3905	50	4		84	0	84		
	3906		5		67	2	69		
	3907		20	6		68	1	69	
	3908		21	7		120	2	122	
	3909		8		231	2	233		
	3910		9		176	3	179		
	3911		10		146	6	152		
	3912	51	11		170	1	171		
	3913		20	12		155	1	156	
	3914		13		238	4	242		
	3915		14		110	3	113		
	3916		15		136	1	137		
	3917	16		0	1	1			
Total Votes					2,246	41	2,287		
Statewide Total					57,387	1,983	59,370		

NOTE: The last line in each community, before "Total Votes", represents the votes cast on limited ballots.

**RI GENERAL ELECTION
November 5, 2002**

US CONGRESS DISTRICT 1

**Frank CARTER
INDEPENDENT**

US CONGRESS DISTRICT 1

Community	Precinct	Senate District	Rep District	Vote District	Ward	Precinct Votes	Mail Votes	Total Votes
BARRINGTON	101	9	66			29	1	30
	102					21	1	22
	103					23	3	26
	104					22	1	23
	105					36	1	37
	106					18	3	21
	107		67			24	1	25
	108					26	0	26
	109					0	0	0
	Total Votes						199	11
BRISTOL	201	9	68	1		14	1	15
	202			2		21	0	21
	203			3		30	0	30
	204			4		6	0	6
	205	10		5		10	0	10
	206	11		6		21	1	22
	207			7		6	0	6
	208	9	69	8		17	1	18
	209	10		9		15	1	16
	210	11		10		11	0	11
	211			11		15	0	15
	212					0	0	0
	Total Votes						166	4
BURRILLVILLE	301	23	47	1		21	2	23
	302			2		33	2	35
	303			3		22	0	22
	304			4		23	0	23
	305			5		28	1	29
	306		48	6		21	0	21
	307					0	0	0
	Total Votes						148	5
CENTRAL FALLS	401	16	56	1	1	11	0	11
	402			2	2	5	0	5
	403			3	3	11	1	12
	404			4	4	8	0	8
	405			5	5	6	0	6
	406		57	6	2	4	1	5
	407			7	4	0	0	0
	408			8	5	9	0	9
	409					0	0	0
	Total Votes						54	2
CUMBERLAND	801	20	45	1	5	15	2	17
	802			2	5	11	0	11
	803			3	5	11	0	11
	804			4	5	13	0	13
	805	19	52	5	2	15	0	15
	806			6	3	22	0	22
	807			7	3	24	1	25
	808			8	3	14	0	14
	809			9	4	21	0	21

NOTE: The last line in each community, before "Total Votes", represents the votes cast on limited ballots.

**RI GENERAL ELECTION
November 5, 2002**

US CONGRESS DISTRICT 1

Frank CARTER

Community	Precinct	Senate District	Rep District	Vote District	Ward	Precinct Votes	Mail Votes	Total Votes
CUMBERLAND (cont'd)	810	19	52	10	4	15	0	15
	811	20		11	4	20	0	20
	812			12	4	12	0	12
	813	16	57	13	1	9	0	9
	814			14	1	9	0	9
	815	19		15	1	11	1	12
	816			16	1	9	0	9
	817			17	2	22	0	22
	818			18	2	10	2	12
	819					0	0	0
Total Votes						263	6	269
EAST PROVIDENCE	1001	14	2	1	1	10	0	10
	1002			2	2	15	0	15
	1003	8	62	3	1	6	0	6
	1004	14		4	1	20	0	20
	1005	8	63	5	1	15	0	15
	1006	14	63	6	1	21	0	21
	1007	18		7	1	19	0	19
	1008			8	2	7	0	7
	1009			9	3	25	2	27
	1010			10	3	18	0	18
	1011			11	3	9	3	12
	1012	14	64	12	1	9	0	9
	1013			13	1	14	1	15
	1014			14	2	12	0	12
	1015			15	2	4	0	4
	1016			16	2	11	0	11
	1017	18		17	2	5	2	7
	1018			18	3	10	0	10
	1019		65	19	3	8	0	8
	1020			20	3	22	0	22
	1021			21	4	20	1	21
	1022			22	4	15	1	16
	1023			23	4	12	1	13
	1024			24	4	17	0	17
	1025			25	4	18	0	18
	1026		66	26	4	9	0	9
	1027					0	0	0
Total Votes						351	11	362
JAMESTOWN	1501	13	74	1		48	7	55
	1502			2		29	1	30
	1503			3		25	0	25
	1504					0	0	0
Total Votes						102	8	110
LINCOLN	1701	7	44	1	3	12	2	14
	1702			2	3	10	1	11
	1703	19	45	3	5	6	0	6
	1704			4	4	2	0	2
	1705			5	5	20	1	21
	1706			6	4	14	0	14
	1707			7	3	2	0	2
	1708	7	46	8	4	24	2	26
	1709	17		9	1	18	0	18
	1710			10	1	14	1	15

NOTE: The last line in each community, before "Total Votes", represents the votes cast on limited ballots.

**RI GENERAL ELECTION
November 5, 2002**

US CONGRESS DISTRICT 1

Frank CARTER

Community	Pre-cinct	Senate District	Rep District	Vote District	Ward	Precinct Votes	Mail Votes	Total Votes	
LINCOLN (cont'd)	1711	17	46	11	1	15	0	15	
	1712			12	2	10	0	10	
	1713	19		13	3	5	0	5	
	1714			14	4	11	0	11	
	1715			15	2	27	1	28	
	1716			16	2	9	0	9	
	1717			0		0	0	0	
Total Votes						199	8	207	
LITTLE COMPTON	1801	12	71	1		38	4	42	
	1802			2		31	2	33	
	1803					0	0	0	
Total Votes					69	6	75		
MIDDLETOWN	1901	12	72	1		20	2	22	
	1902			2		17	0	17	
	1903			3		11	0	11	
	1904	73		4		29	1	30	
	1905			5		3	0	3	
	1906			74	6		11	0	11
	1907			7		17	1	18	
	1908			8		27	2	29	
	1909			0		0	0	0	
Total Votes					135	6	141		
NEWPORT	2101	12	72	1	3	6	1	7	
	2102			73	2	2	8	0	8
	2103			3	2	6	0	6	
	2104	13		4	2	5	2	7	
	2105			5	2	8	0	8	
	2106			6	1	24	1	25	
	2107			7	1	5	0	5	
	2108			75	8	1	13	1	14
	2109	9	3	11	0	11			
	2110	10	3	16	2	18			
	2111	11	3	12	1	13			
	2112	12	4	12	0	12			
	2113	13	4	19	1	20			
	2114	14	4	14	0	14			
	2115	0		0	0	0			
Total Votes					159	9	168		
NORTH PROVIDENCE	2401	7	6	1	3	14	1	15	
	2402			2	3	20	0	20	
	2403			54	3	1	16	1	17
	2404	55		4	1	26	0	26	
	2405			5	1	16	0	16	
	2406			6	1	17	1	18	
	2407			7	3	25	1	26	
	2408			8	3	16	0	16	
	2409			9	1	7	0	7	
	2410	10	1	7	0	7			
	2411	11	2	8	0	8			
	2412	12	2	11	0	11			
	2413	13	3	10	0	10			

NOTE: The last line in each community, before "Total Votes", represents the votes cast on limited ballots.

**RI GENERAL ELECTION
November 5, 2002**

US CONGRESS DISTRICT 1

Frank CARTER

Community	Precinct	Senate District	Rep District	Vote District	Ward	Precinct Votes	Mail Votes	Total Votes
NORTH PROVIDENCE (cont'd)	2414	17	55	14	2	15	0	15
	2415			15	2	17	0	17
	2416			16	2	12	0	12
	2417			17	2	16	0	16
	2418		58	18	2	2	0	2
	2419					0	0	0
	Total Votes						255	4
NORTH SMITHFIELD	2501	21	48	1		12	1	13
	2502	22		2		21	0	21
	2503			3		36	0	36
	2504			4		21	0	21
	2505	23		5		11	0	11
	2506			6		16	2	18
	2507					0	0	0
Total Votes						117	3	120
PAWTUCKET	2601	16	46	1	6	4	0	4
	2602	17		2	6	8	0	8
	2603	16	58	3	5	1	0	1
	2604			4	6	6	0	6
	2605	17		5	5	16	0	16
	2606			6	6	24	0	24
	2607			7	6	18	1	19
	2608	15	59	8	4	29	2	31
	2609			9	4	10	0	10
	2610			10	6	0	0	0
	2611			11	5	47	0	47
	2612			12	5	15	1	16
	2613	16		13	6	5	0	5
	2614	17		14	4	1	0	1
	2615			15	5	1	0	1
	2616	8	60	16	1	17	0	17
	2617			17	2	8	0	8
	2618	15		18	1	12	0	12
	2619			19	2	9	0	9
	2620			20	4	18	0	18
	2621	8	61	21	1	27	2	29
	2622			22	1	12	0	12
	2623			23	2	29	1	30
	2624			24	2	15	0	15
	2625			25	2	32	0	32
	2626			26	3	30	0	30
	2627		62	27	3	25	0	25
	2628			28	3	12	0	12
	2629	15		29	3	15	0	15
	2630			30	4	20	0	20
	2631			31	4	18	2	20
	2632	8	63	32	3	6	1	7
	2633					0	0	0
Total Votes						490	10	500
PORTSMOUTH	2701	11	69	1		1	0	1
	2702			2		12	0	12
	2703			3		11	0	11
	2704		70	4		16	0	16
	2705			5		16	1	17

NOTE: The last line in each community, before "Total Votes", represents the votes cast on limited ballots.

**RI GENERAL ELECTION
November 5, 2002**

US CONGRESS DISTRICT 1

Frank CARTER

Community	Precinct	Senate District	Rep District	Vote District	Ward	Precinct Votes	Mail Votes	Total Votes
PORTSMOUTH (cont'd)	2706	11	71	6		19	1	20
	2707			7		23	2	25
	2708			8		11	1	12
	2709		72	9		13	0	13
	2710			10		4	1	5
	2711			11		7	0	7
	2712			12		5	1	6
	2713					0	0	0
Total Votes						138	7	145
PROVIDENCE	2801	4	1	1	12	4	0	4
	2802			2	12	10	0	10
	2803	6		3	4	6	1	7
	2804			4	4	8	1	9
	2805			5	5	13	0	13
	2806			6	12	6	0	6
	2807			7	14	7	0	7
	2808	1	2	8	1	30	1	31
	2813	14		13	1	35	1	36
	2814			14	1	29	1	30
	2815			15	1	22	0	22
	2816			16	2	8	0	8
	2817	1	3	17	1	26	0	26
	2818			18	1	26	0	26
	2819			19	2	26	1	27
	2820			20	2	31	0	31
	2821			21	2	26	1	27
	2822			22	2	34	0	34
	2823			23	2	39	3	42
	2824			24	3	5	0	5
	2825			25	1	5	0	5
	2826		4	26	2	29	0	29
	2827			27	2	29	0	29
	2828			28	3	17	0	17
	2829			29	3	35	0	35
	2830			30	3	28	0	28
	2831			31	3	24	1	25
	2832			32	3	32	0	32
	2833	6		33	3	3	2	5
	2834		5	34	4	17	0	17
	2835			35	4	21	0	21
	2836			36	5	14	0	14
	2837			37	14	8	0	8
	2838			38	14	22	0	22
2839			39	14	17	0	17	
2843	6		43	5	1	0	1	
2844			44	14	9	1	10	
2847	4	7	47	5	26	1	27	
2848			48	5	25	0	25	
2849			49	5	13	2	15	
2850			50	12	0	0	0	
2898					0	0	0	
Total Votes						766	17	783

NOTE: The last line in each community, before "Total Votes", represents the votes cast on limited ballots.

**RI GENERAL ELECTION
November 5, 2002**

US CONGRESS DISTRICT 1

Frank CARTER

Community	Precinct	Senate District	Rep District	Vote District	Ward	Precinct Votes	Mail Votes	Total Votes
SMITHFIELD	3101	22	44	1		9	0	9
	3102			2		20	0	20
	3103			3		14	0	14
	3104			4		25	1	26
	3105			5		14	1	15
	3106		53	6		23	1	24
	3107			7		22	1	23
	3108			8		12	1	13
	3109			9		23	2	25
	3110			10		16	1	17
	3111					1	0	1
	Total Votes						179	8
TIVERTON	3301	10	70	1		24	2	26
	3302			2		12	0	12
	3303			3		16	0	16
	3304			4		19	0	19
	3305			5		15	0	15
	3306		71	6		9	0	9
	3307	12		7		16	0	16
	3308			8		34	0	34
	3309					0	0	0
	Total Votes						145	2
WARREN	3401	10	67	1		27	0	27
	3402			2		18	1	19
	3403			3		14	0	14
	3404			4		14	2	16
	3405		68	5		12	2	14
	3406					0	0	0
	Total Votes						85	5
WOONSOCKET	3901					11	0	11
	3902	20	49	1		4	0	4
	3903	21		2		18	0	18
	3904			3		18	0	18
	3905			4		9	0	9
	3906			5		3	0	3
	3907	20	50	6		1	0	1
	3908	21		7		14	0	14
	3909			8		16	0	16
	3910			9		8	0	8
	3911			10		15	0	15
	3912			11		8	0	8
	3913	20	51	12		7	0	7
	3914			13		14	0	14
	3915			14		8	0	8
	3916			15		12	0	12
	3917			16		0	0	0
Total Votes						166	0	166
Statewide Total						4,186	132	4,318

NOTE: The last line in each community, before "Total Votes", represents the votes cast on limited ballots

**RI GENERAL ELECTION
November 5, 2002**

US CONGRESS DISTRICT 2

James R. LANGEVIN
DEMOCRAT

US CONGRESS DISTRICT 2

Community	Precinct	Senate District	Rep District	Vote District	Ward	Precinct Votes	Mail Votes	Total Votes
CHARLESTOWN	501	34	36	1		288	4	292
	502	38		2		274	9	283
	503			3		377	4	381
	504			4		431	6	437
	505	34	39	5		98	2	100
	506	38		6		228	2	230
	507			7		253	3	256
	508					0	0	0
Total Votes						1,949	30	1,979
COVENTRY	601	33	25	1	3	535	2	537
	602		26	2	3	705	14	719
	603		27	3	4	518	6	524
	604	24	28	4	2	520	1	521
	605			5	2	445	4	449
	606			6	2	539	10	549
	607			7	4	170	2	172
	608			8	5	292	3	295
	609			9	1	534	7	541
	610			10	2	305	2	307
	611	33		11	3	541	15	556
	612			12	1	505	8	513
	613		29	13	5	407	27	434
	614			14	4	596	21	617
	615			15	5	564	8	572
	616			16	5	443	14	457
	617			17	4	411	3	414
	618	24	40	18	1	418	7	425
	619	33		19	1	156	9	165
	620					0	0	0
Total Votes						8,604	163	8,767
CRANSTON	701	26	14	1	3	362	5	367
	702			2	3	413	9	422
	703			3	3	272	7	279
	704			4	3	229	18	247
	705			5	3	280	4	284
	706			6	3	310	6	316
	707			7	5	430	8	438
	708			8	5	225	8	233
	709	28		9	3	439	3	442
	710	26	15	10	4	657	12	669
	711			11	4	654	13	667
	712			12	5	182	5	187
	713	27		13	4	691	20	711
	714			14	4	624	11	635
	715			15	6	459	17	476
	716			16	6	649	19	668
	717			17	6	267	38	305
	718	26	16	18	5	74	0	74
	719			19	4	283	9	292
	720	27		20	2	382	12	394

NOTE: The last line in each community, before "Total Votes", represents the votes cast on limited ballots.

**RI GENERAL ELECTION
November 5, 2002**

US CONGRESS DISTRICT 2

James R. LANGEVIN

Community	Precinct	Senate District	Rep District	Vote District	Ward	Precinct Votes	Mail Votes	Total Votes	
CRANSTON (cont'd)	721			21	6	638	21	659	
	722			22	4	353	13	366	
	723			23	6	802	36	838	
	724			24	6	602	16	618	
	725			25	6	135	3	138	
	726	28			26	1	160	0	160
	727			16	27	2	601	20	621
	728	26		17	28	5	484	21	505
	729	27			29	3	449	14	463
	730				30	5	622	21	643
	731				31	5	579	17	596
	732				32	2	290	7	297
	733				33	2	440	13	453
	734	27		17	34	2	263	9	272
	735	28			35	3	254	6	260
	736				36	2	603	10	613
	737			18	37	2	351	15	366
	738				38	1	341	5	346
	739				39	1	556	12	568
	740				40	2	517	10	527
	741				41	1	490	15	505
	742				42	1	414	9	423
	743				43	1	641	34	675
	744				44	1	546	16	562
	745			19	45	1	453	14	467
	746	26		41	46	5	266	8	274
	747				47	4	477	11	488
748				48	4	301	7	308	
749			42	49	5	531	10	541	
750				50	5	648	15	663	
751						5	0	5	
Total Votes						21,694	632	22,326	
EAST GREENWICH	901	33	30	1		256	13	269	
	902			2		497	11	508	
	903	35		3		572	20	592	
	904			4		670	52	722	
	905			5		476	26	502	
	906			6		286	11	297	
	907			7		534	13	547	
	908			8		401	18	419	
	909					1	0	1	
	Total Votes						3,693	164	3,857
EXETER	1101	34	31	1		523	10	533	
	1102		39	2		402	14	416	
	1103			3		458	4	462	
	1104					0	0	0	
Total Votes						1,383	28	1,411	
FOSTER	1201	24	40	1		637	23	660	
	1202			2		524	14	538	
	1203					0	0	0	
Total Votes						1,161	37	1,198	

NOTE: The last line in each community, before "Total Votes", represents the votes cast on limited ballots.

**RI GENERAL ELECTION
November 5, 2002**

US CONGRESS DISTRICT 2

James R. LANGEVIN

Community	Precinct	Senate District	Rep District	Vote District	Ward	Precinct Votes	Mail Votes	Total Votes
GLOCESTER	1301	23	40	1		553	20	573
	1302			2		587	4	591
	1303			3		517	12	529
	1304		47	4		151	1	152
	1305		53	5		566	15	581
	1306					0	3	3
	Total Votes						2,374	55
HOPKINTON	1401	34	38	1		443	6	449
	1402			2		467	5	472
	1403			3		534	11	545
	1404					0	0	0
	Total Votes					1,444	22	1,466
JOHNSTON	1601	25	13	1	2	318	8	326
	1602			2	2	450	15	465
	1603		42	3	1	384	11	395
	1604			4	2	91	3	94
	1605			5	2	526	58	584
	1606	25	42	6	5	642	8	650
	1607			7	1	429	30	459
	1608			8	1	611	17	628
	1609		43	9	2	214	5	219
	1610			10	4	529	8	537
	1611			11	5	482	19	501
	1612			12	3	451	18	469
	1613			13	3	694	21	715
	1614			14	4	614	11	625
	1615			15	4	474	8	482
	1616			16	2	66	4	70
	1617			17	3	438	15	453
	1618		44	18	5	737	16	753
	1619					0	1	1
	Total Votes						8,150	276
NARRAGANSETT	2001	36	33	1		444	23	467
	2002			2		449	5	454
	2003			3		453	14	467
	2004			4		383	24	407
	2005			5		457	7	464
	2006		34	6		438	23	461
	2007			7		397	18	415
	2008	36	34	8		440	19	459
	2009			9		507	32	539
	2010			10		339	26	365
	2011			11		404	32	436
						0	0	0
Total Votes						4,711	223	4,934
NEW SHOREHAM	2201	37	36	1		578	90	668
	2202					0	0	0
Total Votes						578	90	668

NOTE: The last line in each community, before "Total Votes", represents the votes cast on limited ballots.

**RI GENERAL ELECTION
November 5, 2002**

US CONGRESS DISTRICT 2

James R. LANGEVIN

Community	Precinct	Senate District	Rep District	Vote District	Ward	Precinct Votes	Mail Votes	Total Votes
NORTH KINGSTOWN	2301	35	31	1		470	8	478
	2302			2		580	20	600
	2303			3		677	26	703
	2304			4		570	21	591
	2305			5		603	25	628
	2306		32	6		231	19	250
	2307			7		456	22	478
	2308			8		554	14	568
	2309	36		9		542	18	560
	2310			10		789	40	829
	2311			11		703	35	738
	2312			12		684	29	713
	2313	35	33	13		438	5	443
	2314	36		14		107	3	110
	2315					0	3	3
Total Votes						7,404	288	7,692
PROVIDENCE	2809	1	2	9	11	9	0	9
	2810			10	13	15	1	16
	2811	5		11	11	170	13	183
	2812			12	13	92	5	97
	2840	4	6	40	5	168	0	168
	2841			41	6	499	26	525
	2842			42	6	243	31	274
	2845	6		45	5	363	6	369
	2846			46	14	80	4	84
	2851	4	7	51	5	63	1	64
	2852			52	6	456	5	461
	2853			53	6	409	5	414
	2854			54	12	209	6	215
	2855			55	15	5	0	5
	2856		8	56	12	157	4	161
	2857			57	12	53	4	57
	2858			58	15	21	0	21
	2859	5		59	6	33	0	33
	2860			60	13	70	5	75
	2861			61	13	282	23	305
	2862			62	13	356	13	369
	2863			63	13	411	11	422
	2864			64	15	207	3	210
	2865	3	9	65	7	133	2	135
	2866			66	15	376	26	402
	2867	5		67	6	46	1	47
	2868			68	11	348	26	374
	2869			69	13	497	17	514
	2870			70	15	56	0	56
	2871			71	15	198	1	199
	2872		10	72	8	309	8	317
	2873	2		73	9	77	1	78
2874	3		74	8	690	37	727	
2875			75	8	308	23	331	
2876			76	8	338	15	353	
2877	5		77	8	41	13	54	
2878			78	11	81	4	85	

NOTE: The last line in each community, before "Total Votes", represents the votes cast on limited ballots.

**RI GENERAL ELECTION
November 5, 2002**

US CONGRESS DISTRICT 2

James R. LANGEVIN

Community	Precinct	Senate District	Rep District	Vote District	Ward	Precinct Votes	Mail Votes	Total Votes
PROVIDENCE (cont'd)	2879	5	10	79	15	60	1	61
	2880	2	11	80	9	521	9	530
	2881			81	9	480	10	490
	2882			82	9	498	7	505
	2883			83	9	313	3	316
	2884			84	11	122	0	122
	2885	5		85	11	183	3	186
	2886	2	12	86	10	425	6	431
	2887			87	10	307	3	310
	2888			88	10	347	6	353
	2889			89	10	388	8	396
	2890			90	11	246	25	271
	2891	5		91	11	128	26	154
	2892	3	13	92	7	558	20	578
	2893			93	7	326	12	338
	2894			94	7	324	13	337
	2895			95	7	342	17	359
	2896			96	15	249	15	264
	2897	5	11	97	8	45	4	49
	2899					0	2	2
Total Votes						13,731	530	14,261
RICHMOND	2901	34	39	1		202	0	202
	2902			2		349	8	357
	2903			3		528	10	538
	2904			4		407	5	412
	2905					0	1	1
	Total Votes					1,486	24	1,510
SCITUATE	3001	24	41	1		573	26	599
	3002			2		482	12	494
	3003			3		551	17	568
	3004			4		660	21	681
	3005			5		531	12	543
	3006					0	0	0
	Total Votes					2,797	88	2,885
SOUTH KINGSTOWN	3201	37	33	1		574	25	599
	3202			2		688	28	716
	3203		34	3		534	21	555
	3204			4		646	25	671
	3205		35	5		135	5	140
	3206			6		682	19	701
	3207			7		613	17	630
	3208			8		511	19	530
	3209			9		741	15	756
	3210		36	10		583	21	604
	3211			11		423	8	431
	3212			12		627	27	654
	3213					0	0	0
	Total Votes					6,757	230	6,987

NOTE: The last line in each community, before "Total Votes", represents the votes cast on limited ballots.

**RI GENERAL ELECTION
November 5, 2002**

US CONGRESS DISTRICT 2

James R. LANGEVIN

Community	Precinct	Senate District	Rep District	Vote District	Ward	Precinct Votes	Mail Votes	Total Votes
WARWICK	3501	28	19	1	1	529	9	538
	3502			2	1	434	11	445
	3503	29		3	1	675	14	689
	3504			4	1	436	7	443
	3505			5	1	669	12	681
	3506			6	1	502	19	521
	3507			7	2	531	2	533
	3508	31		8	2	173	3	176
	3509		20	9	2	203	4	207
	3510			10	2	574	7	581
	3511			11	2	609	8	617
	3512			12	3	454	2	456
	3513			13	3	371	24	395
	3514			14	7	433	6	439
	3515			15	7	684	14	698
	3516			16	8	448	38	486
	3517			17	8	285	10	295
	3518	29	21	18	2	509	7	516
	3519			19	3	254	20	274
	3520			20	3	753	13	766
	3521			21	4	648	12	660
	3522			22	4	653	17	670
	3523			23	4	653	14	667
	3524			24	4	498	5	503
	3525		22	25	4	151	3	154
	3526			26	5	162	3	165
	3527	30		27	5	527	9	536
	3528			28	5	559	16	575
	3529			29	5	644	16	660
	3530			30	5	483	7	490
	3531			31	5	375	10	385
	3532			32	6	592	5	597
	3533	29	23	33	3	266	1	267
	3534			34	3	486	7	493
	3535	30		35	6	464	5	469
3536			36	6	377	9	386	
3537			37	6	683	7	690	
3538			38	6	475	16	491	
3539			39	7	575	9	584	
3540	30	23	40	7	572	10	582	
3541		24	41	7	136	0	136	
3542			42	9	419	22	441	
3543			43	9	387	9	396	
3544	31		44	7	146	2	148	
3545			45	8	418	13	431	
3546			46	8	503	14	517	
3547			47	9	613	11	624	
3548	31	24	48	9	704	12	716	
3549			49	9	479	13	492	
3550	33		50	9	225	7	232	
3551	35		51	9	405	11	416	
3552	31	26	52	8	445	12	457	
3553		27	53	8	450	24	474	
3554					3	0	3	
Total Votes						24,702	561	25,263

NOTE: The last line in each community, before "Total Votes", represents the votes cast on limited ballots.

**RI GENERAL ELECTION
November 5, 2002**

US CONGRESS DISTRICT 2

James R. LANGEVIN

Community	Precinct	Senate District	Rep District	Vote District	Ward	Precinct Votes	Mail Votes	Total Votes
WESTERLY	3601	38	36	1		382	7	389
	3602		37	2		424	10	434
	3603		3		438	27	465	
	3604		4		343	18	361	
	3605		5		422	28	450	
	3606		6		414	14	428	
	3607		7		382	14	396	
	3608	8		300	23	323		
	3609	9		367	12	379		
	3610	10		411	16	427		
	3611	38	11		296	8	304	
	3612		12		255	6	261	
	3613		13		419	12	431	
	3614		14		189	2	191	
	3615					0	0	0
Total Votes						5,042	197	5,239
WEST GREENWICH	3701	34	29	1		459	9	468
	3702			2		605	8	613
	3703	30	30	3		192	4	196
	3704					0	1	1
Total Votes						1,256	22	1,278
WEST WARWICK	3801	32	25	1	2	639	19	658
	3802			2	4	138	2	140
	3803			3	4	283	3	286
	3804			4	3	567	7	574
	3805			5	3	375	6	381
	3806	26	6	1	644	20	664	
	3807		7	2	393	11	404	
	3808		8	1	491	7	498	
	3809			9	1	508	23	531
	3810	27	10	4	355	7	362	
	3811		11	4	115	3	118	
	3812		12	4	425	15	440	
	3813	32	13	5	647	25	672	
	3814		14	5	579	11	590	
	3815	33	15	5	490	3	493	
3816					0	3	3	
Total Votes						6,649	165	6,814
Statewide Total						125,565	3,825	129,390

**RI GENERAL ELECTION
November 5, 2002**

US CONGRESS DISTRICT 2

John O. MATSON
REPUBLICAN

US CONGRESS DISTRICT 2

Community	Precinct	Senate District	Rep District	Vote District	Ward	Precinct Votes	Mail Votes	Total Votes
CHARLESTOWN	501	34	36	1		146	5	151
	502	38		2		136	6	142
	503			3		195	8	203
	504			4		268	7	275
	505	34	39	5		37	0	37
	506	38		6		97	3	100
	507			7		143	3	146
	508					0	0	0
Total Votes						1,022	32	1,054
COVENTRY	601	33	25	1	3	127	2	129
	602		26	2	3	227	4	231
	603		27	3	4	133	2	135
	604	24	28	4	2	142	3	145
	605			5	2	137	0	137
	606			6	2	141	1	142
	607			7	4	46	1	47
	608			8	5	99	1	100
	609			9	1	245	2	247
	610			10	2	60	1	61
	611	33		11	3	145	7	152
	612			12	1	202	4	206
	613		29	13	5	103	6	109
	614			14	4	130	1	131
	615			15	5	158	3	161
	616			16	5	190	4	194
	617			17	4	113	2	115
	618	24	40	18	1	217	7	224
	619	33		19	1	80	4	84
	620					0	0	0
Total Votes						2,695	55	2,750
CRANSTON	701	26	14	1	3	60	6	66
	702			2	3	68	3	71
	703			3	3	32	3	35
	704			4	3	45	2	47
	705			5	3	65	7	72
	706			6	3	56	1	57
	707			7	5	54	3	57
	708			8	5	41	0	41
	709	28		9	3	124	0	124
	710	26	15	10	4	242	6	248
	711			11	4	202	6	208
	712			12	5	68	2	70
	713	27		13	4	276	4	280
	714			14	4	173	3	176
	715			15	6	111	5	116
	716			16	6	153	7	160
	717			17	6	59	15	74
	718	26	16	18	5	8	0	8
	719			19	4	102	3	105
	720	27		20	2	95	7	102

NOTE: The last line in each community, before "Total Votes", represents the votes cast on limited ballots.

**RI GENERAL ELECTION
November 5, 2002**

US CONGRESS DISTRICT 2

John O. MATSON

Community	Precinct	Senate District	Rep District	Vote District	Ward	Precinct Votes	Mail Votes	Total Votes	
CRANSTON (cont'd)	721			21	6	184	7	191	
	722			22	4	79	1	80	
	723			23	6	227	18	245	
	724			24	6	148	2	150	
	725			25	6	32	1	33	
	726	28			26	1	27	0	27
	727			16	27	2	163	1	164
	728	26		17	28	5	75	4	79
	729	27			29	3	94	2	96
	730				30	5	193	4	197
	731				31	5	146	0	146
	732				32	2	89	4	93
	733				33	2	119	1	120
	734	27		17	34	2	76	4	80
	735	28			35	3	57	1	58
	736				36	2	152	4	156
	737			18	37	2	74	5	79
	738				38	1	68	1	69
	739				39	1	93	0	93
	740				40	2	120	1	121
	741				41	1	76	2	78
	742				42	1	93	2	95
	743				43	1	177	19	196
	744				44	1	124	4	128
	745			19	45	1	128	0	128
	746	26		41	46	5	108	3	111
	747				47	4	133	2	135
748				48	4	110	4	114	
749			42	49	5	99	2	101	
750				50	5	121	6	127	
751						0	0	0	
Total Votes						5,419	188	5,607	
EAST GREENWICH	901	33	30	1		151	8	159	
	902			2		267	12	279	
	903	35		3		212	5	217	
	904			4		313	20	333	
	905			5		149	8	157	
	906			6		141	13	154	
	907			7		260	12	272	
	908			8		182	9	191	
	909					1	0	1	
	Total Votes						1,676	87	1,763
EXETER	1101	34	31	1		234	18	252	
	1102		39	2		239	8	247	
	1103			3		303	8	311	
	1104					0	0	0	
Total Votes						776	34	810	
FOSTER	1201	24	40	1		266	5	271	
	1202			2		267	12	279	
	1203					0	0	0	
Total Votes						533	17	550	

NOTE: The last line in each community, before "Total Votes", represents the votes cast on limited ballots.

**RI GENERAL ELECTION
November 5, 2002**

US CONGRESS DISTRICT 2

John O. MATSON

Community	Precinct	Senate District	Rep District	Vote District	Ward	Precinct Votes	Mail Votes	Total Votes
GLOCESTER	1301	23	40	1		226	8	234
	1302			2		214	8	222
	1303			3		230	6	236
	1304		47	4		65	1	66
	1305		53	5		196	0	196
	1306					0	0	0
Total Votes						931	23	954
HOPKINTON	1401	34	38	1		255	10	265
	1402			2		275	2	277
	1403			3		292	6	298
	1404					0	0	0
Total Votes					822	18	840	
JOHNSTON	1601	25	13	1	2	61	1	62
	1602			2	2	84	0	84
	1603			3	1	49	3	52
	1604		42	4	2	15	0	15
	1605			5	2	116	12	128
	1606	25	42	6	5	154	4	158
	1607			7	1	74	4	78
	1608			8	1	112	1	113
	1609		43	9	2	33	0	33
	1610			10	4	119	3	122
	1611			11	5	125	2	127
	1612			12	3	71	0	71
	1613			13	3	102	1	103
	1614			14	4	145	2	147
	1615			15	4	77	5	82
	1616			16	2	11	0	11
	1617			17	3	85	1	86
	1618		44	18	5	205	8	213
	1619					0	1	1
Total Votes						1,638	48	1,686
NARRAGANSETT	2001	36	33	1		144	5	149
	2002			2		122	1	123
	2003			3		112	0	112
	2004			4		115	9	124
	2005			5		142	7	149
	2006		34	6		159	10	169
	2007			7		120	7	127
	2008	36	34	8		160	5	165
	2009			9		171	14	185
	2010			10		102	6	108
	2011			11		133	10	143
					0	0	0	
Total Votes						1,480	74	1,554
NEW SHOREHAM	2201	37	36	1		188	63	251
	2202					0	0	0
Total Votes						188	63	251

NOTE: The last line in each community, before "Total Votes", represents the votes cast on limited ballots.

**RI GENERAL ELECTION
November 5, 2002**

US CONGRESS DISTRICT 2

John O. MATSON

Community	Precinct	Senate District	Rep District	Vote District	Ward	Precinct Votes	Mail Votes	Total Votes
NORTH KINGSTOWN	2301	35	31	1		171	7	178
	2302			2		215	4	219
	2303			3		302	18	320
	2304			4		184	7	191
	2305			5		213	7	220
	2306		32	6		107	11	118
	2307			7		177	9	186
	2308			8		188	5	193
	2309	36		9		217	5	222
	2310			10		332	17	349
	2311			11		264	13	277
	2312			12		247	16	263
	2313	35	33	13		214	11	225
	2314	36		14		51	2	53
	2315					0	0	0
Total Votes						2,882	132	3,014
PROVIDENCE	2809	1	2	9	11	3	0	3
	2810			10	13	2	0	2
	2811	5		11	11	24	1	25
	2812			12	13	11	1	12
	2840	4	6	40	5	18	0	18
	2841			41	6	75	1	76
	2842			42	6	34	2	36
	2845	6		45	5	66	0	66
	2846			46	14	15	2	17
	2851	4	7	51	5	14	0	14
	2852			52	6	57	1	58
	2853			53	6	46	0	46
	2854			54	12	29	1	30
	2855			55	15	1	0	1
	2856		8	56	12	16	0	16
	2857			57	12	17	1	18
	2858			58	15	5	1	6
	2859	5		59	6	4	0	4
	2860			60	13	20	2	22
	2861			61	13	32	2	34
	2862			62	13	36	0	36
	2863			63	13	47	2	49
	2864			64	15	13	0	13
	2865	3	9	65	7	4	0	4
	2866			66	15	54	3	57
	2867	5		67	6	4	0	4
	2868			68	11	22	3	25
	2869			69	13	30	3	33
	2870			70	15	6	0	6
	2871			71	15	16	0	16
	2872		10	72	8	35	0	35
	2873	2		73	9	10	1	11
2874	3		74	8	89	1	90	
2875			75	8	22	0	22	
2876			76	8	20	1	21	
2877	5		77	8	3	1	4	
2878			78	11	2	0	2	

NOTE: The last line in each community, before "Total Votes", represents the votes cast on limited ballots.

**RI GENERAL ELECTION
November 5, 2002**

US CONGRESS DISTRICT 2

John O. MATSON

Community	Precinct	Senate District	Rep District	Vote District	Ward	Precinct Votes	Mail Votes	Total Votes
PROVIDENCE (cont'd)	2879	5	10	79	15	4	0	4
	2880	2	11	80	9	40	2	42
	2881			81	9	18	1	19
	2882			82	9	27	0	27
	2883			83	9	22	0	22
	2884			84	11	7	0	7
	2885	5		85	11	14	0	14
	2886	2	12	86	10	32	0	32
	2887			87	10	31	0	31
	2888			88	10	23	1	24
	2889			89	10	14	0	14
	2890			90	11	13	2	15
	2891	5		91	11	6	2	8
	2892	3	13	92	7	79	0	79
	2893			93	7	27	0	27
	2894			94	7	38	0	38
	2895			95	7	35	2	37
	2896			96	15	34	0	34
	2897	5	11	97	8	5	0	5
	2899					0	0	0
Total Votes						1,371	40	1,411
RICHMOND	2901	34	39	1		143	2	145
	2902			2		222	3	225
	2903			3		250	2	252
	2904			4		220	4	224
	2905					0	0	0
	Total Votes					835	11	846
SCITUATE	3001	24	41	1		288	18	306
	3002			2		211	9	220
	3003			3		350	25	375
	3004			4		324	13	337
	3005			5		264	5	269
	3006					0	0	0
	Total Votes					1,437	70	1,507
SOUTH KINGSTOWN	3201	37	33	1		213	10	223
	3202			2		202	4	206
	3203		34	3		147	8	155
	3204			4		155	11	166
	3205		35	5		38	0	38
	3206			6		235	9	244
	3207			7		191	4	195
	3208			8		198	2	200
	3209			9		259	10	269
	3210		36	10		226	18	244
	3211			11		169	4	173
	3212			12		294	11	305
	3213					0	0	0
	Total Votes					2,327	91	2,418

NOTE: The last line in each community, before "Total Votes", represents the votes cast on limited ballots.

**RI GENERAL ELECTION
November 5, 2002**

US CONGRESS DISTRICT 2

John O. MATSON

Community	Precinct	Senate District	Rep District	Vote District	Ward	Precinct Votes	Mail Votes	Total Votes
WARWICK	3501	28	19	1	1	90	1	91
	3502			2	1	86	4	90
	3503	29		3	1	189	1	190
	3504			4	1	115	4	119
	3505			5	1	144	1	145
	3506			6	1	120	8	128
	3507			7	2	104	2	106
	3508	31		8	2	27	0	27
	3509		20	9	2	38	1	39
	3510			10	2	120	3	123
	3511			11	2	135	1	136
	3512			12	3	90	0	90
	3513			13	3	90	2	92
	3514			14	7	102	0	102
	3515			15	7	189	4	193
	3516			16	8	128	8	136
	3517			17	8	71	0	71
	3518	29	21	18	2	100	1	101
	3519			19	3	58	12	70
	3520			20	3	152	10	162
	3521			21	4	129	2	131
	3522			22	4	154	4	158
	3523			23	4	122	6	128
	3524			24	4	126	3	129
	3525		22	25	4	41	0	41
	3526			26	5	48	1	49
	3527	30		27	5	85	0	85
	3528			28	5	128	2	130
	3529			29	5	148	3	151
	3530			30	5	121	5	126
	3531			31	5	159	9	168
	3532			32	6	114	1	115
	3533	29	23	33	3	45	2	47
	3534			34	3	99	1	100
	3535	30		35	6	80	0	80
	3536			36	6	68	0	68
	3537			37	6	192	7	199
	3538			38	6	112	4	116
	3539			39	7	122	3	125
	3540	30	23	40	7	195	4	199
3541		24	41	7	50	2	52	
3542			42	9	170	11	181	
3543			43	9	146	3	149	
3544	31		44	7	45	0	45	
3545			45	8	113	1	114	
3546			46	8	166	2	168	
3547			47	9	167	4	171	
3548	31	24	48	9	238	4	242	
3549			49	9	155	6	161	
3550	33		50	9	98	8	106	
3551	35		51	9	118	3	121	
3552	31	26	52	8	104	3	107	
3553		27	53	8	147	18	165	
3554					1	0	1	
Total Votes						6,154	185	6,339

NOTE: The last line in each community, before "Total Votes", represents the votes cast on limited ballots.

**RI GENERAL ELECTION
November 5, 2002**

US CONGRESS DISTRICT 2

John O. MATSON

Community	Precinct	Senate District	Rep District	Vote District	Ward	Precinct Votes	Mail Votes	Total Votes
WESTERLY	3601	38	36	1		169	8	177
	3602		37	2		163	6	169
	3603		3		209	12	221	
	3604		4		238	27	265	
	3605		5		180	7	187	
	3606		6		114	3	117	
	3607		7		119	5	124	
	3608	8		97	4	101		
	3609	9		130	3	133		
	3610	10		114	8	122		
	3611	38	11		101	5	106	
	3612		12		78	3	81	
	3613		13		162	4	166	
	3614		14		85	0	85	
	3615		0	0	0			
Total Votes						1,959	95	2,054
WEST GREENWICH	3701	34	29	1		278	5	283
	3702		2		250	6	256	
	3703	30	3		115	1	116	
	3704	0	0	0				
Total Votes						643	12	655
WEST WARWICK	3801	32	25	1	2	158	1	159
	3802			2	4	37	0	37
	3803			3	4	74	2	76
	3804			4	3	99	7	106
	3805			5	3	95	5	100
	3806			26	6	1	178	4
	3807	7	2		85	2	87	
	3808	8	1		119	5	124	
	3809	9	1	117	2	119		
	3810	27	10	4	79	2	81	
	3811		11	4	33	2	35	
	3812		12	4	110	5	115	
	3813		32	13	5	183	5	188
	3814	14		5	149	2	151	
	3815	33	15	5	138	4	142	
	3816		0	2	2			
Total Votes						1,654	50	1,704
Statewide Total						36,442	1,325	37,767

NOTE: The last line in each community, before "Total Votes", represents the votes cast on limited ballots

**RI GENERAL ELECTION
November 5, 2002**

US CONGRESS DISTRICT 2

Dorman J. HAYES, JR
HOME PROTECTION PARTY

US CONGRESS DISTRICT 2

Community	Precinct	Senate District	Rep District	Vote District	Ward	Precinct Votes	Mail Votes	Total Votes
CHARLESTOWN	501	34	36	1		12	0	12
	502	38		2		11	1	12
	503			3		4	0	4
	504			4		11	0	11
	505	34	39	5		4	0	4
	506	38		6		5	0	5
	507			7		5	0	5
	508					0	0	0
Total Votes						52	1	53
COVENTRY	601	33	25	1	3	14	0	14
	602		26	2	3	14	0	14
	603		27	3	4	14	0	14
	604	24	28	4	2	7	0	7
	605			5	2	6	0	6
	606			6	2	6	0	6
	607			7	4	1	0	1
	608			8	5	1	0	1
	609			9	1	15	0	15
	610			10	2	7	0	7
	611	33		11	3	17	0	17
	612			12	1	11	0	11
	613		29	13	5	4	0	4
	614			14	4	12	0	12
	615			15	5	10	0	10
	616			16	5	4	0	4
	617			17	4	9	0	9
	618	24	40	18	1	11	0	11
	619	33		19	1	2	0	2
	620					0	0	0
Total Votes						165	0	165
CRANSTON	701	26	14	1	3	8	1	9
	702			2	3	9	0	9
	703			3	3	6	0	6
	704			4	3	5	0	5
	705			5	3	4	0	4
	706			6	3	4	0	4
	707			7	5	5	0	5
	708			8	5	4	0	4
	709	28		9	3	5	0	5
	710	26	15	10	4	17	0	17
	711			11	4	4	0	4
	712			12	5	2	0	2
	713	27		13	4	7	0	7
	714			14	4	11	1	12
	715			15	6	11	1	12
	716			16	6	2	0	2
	717			17	6	5	2	7
	718	26	16	18	5	0	0	0
	719			19	4	4	0	4
	720	27		20	2	4	0	4

NOTE: The last line in each community, before "Total Votes", represents the votes cast on limited ballots

**RI GENERAL ELECTION
November 5, 2002**

US CONGRESS DISTRICT 2

Dorman J. HAYES, JR

Community	Precinct	Senate District	Rep District	Vote District	Ward	Precinct Votes	Mail Votes	Total Votes	
CRANSTON (cont'd)	721	27	16	21	6	7	0	7	
	722			22	4	2	1	3	
	723			23	6	8	1	9	
	724			24	6	6	0	6	
	725			25	6	1	0	1	
	726	28			26	1	4	0	4
	727		16		27	2	12	0	12
	728	26		17	28	5	7	0	7
	729	27			29	3	5	0	5
	730				30	5	9	0	9
	731				31	5	7	0	7
	732				32	2	5	0	5
	733				33	2	10	0	10
	734	27		17	34	2	6	0	6
	735	28			35	3	2	0	2
	736				36	2	11	0	11
	737			18	37	2	9	0	9
	738				38	1	8	1	9
	739				39	1	12	0	12
	740				40	2	11	0	11
	741				41	1	7	0	7
	742				42	1	11	0	11
	743				43	1	14	0	14
	744				44	1	8	0	8
	745			19	45	1	9	0	9
	746	26		41	46	5	4	1	5
	747				47	4	4	0	4
	748				48	4	3	0	3
	749			42	49	5	5	0	5
	750				50	5	10	0	10
	751						0	0	0
Total Votes						334	9	343	
EAST GREENWICH	901	33	30	1		0	0	0	
	902			2		6	1	7	
	903	35		3		7	0	7	
	904			4		9	0	9	
	905			5		9	0	9	
	906			6		4	0	4	
	907			7		6	0	6	
	908			8		8	0	8	
	909					0	0	0	
	Total Votes						49	1	50
EXETER	1101	34	31	1		13	0	13	
	1102		39	2		8	1	9	
	1103			3		14	3	17	
	1104					0	0	0	
Total Votes						35	4	39	
FOSTER	1201	24	40	1		16	0	16	
	1202			2		18	0	18	
	1203					0	0	0	
Total Votes						34	0	34	

NOTE: The last line in each community, before "Total Votes", represents the votes cast on limited ballots.

**RI GENERAL ELECTION
November 5, 2002**

US CONGRESS DISTRICT 2

Dorman J. HAYES, JR

Community	Precinct	Senate District	Rep District	Vote District	Ward	Precinct Votes	Mail Votes	Total Votes
GLOCESTER	1301	23	40	1		13	0	13
	1302			2		22	0	22
	1303			3		13	0	13
	1304		47	4		4	1	5
	1305		53	5		12	0	12
	1306					0	0	0
	Total Votes						64	1
HOPKINTON	1401	34	38	1		14	0	14
	1402			2		15	0	15
	1403			3		14	0	14
	1404					0	0	0
	Total Votes					43	0	43
JOHNSTON	1601	25	13	1	2	8	0	8
	1602			2	2	17	0	17
	1603		42	3	1	10	0	10
	1604			4	2	0	0	0
	1605			5	2	7	0	7
	1606	25	42	6	5	19	0	19
	1607			7	1	12	0	12
	1608			8	1	16	1	17
	1609		43	9	2	0	0	0
	1610			10	4	9	0	9
	1611			11	5	9	0	9
	1612			12	3	8	0	8
	1613			13	3	6	0	6
	1614			14	4	15	0	15
	1615			15	4	14	0	14
	1616			16	2	3	0	3
	1617			17	3	8	0	8
	1618		44	18	5	13	2	15
	1619					0	0	0
	Total Votes						174	3
NARRAGANSETT	2001	36	33	1		3	0	3
	2002			2		10	0	10
	2003			3		11	0	11
	2004			4		7	0	7
	2005			5		4	0	4
	2006		34	6		8	0	8
	2007			7		6	0	6
	2008	36	34	8		5	0	5
	2009			9		6	0	6
	2010			10		12	0	12
	2011			11		6	0	6
	Total Votes						78	0
NEW SHOREHAM	2201	37	36	1		14	3	17
	2202					0	0	0
Total Votes						14	3	17

NOTE: The last line in each community, before "Total Votes", represents the votes cast on limited ballots.

**RI GENERAL ELECTION
November 5, 2002**

US CONGRESS DISTRICT 2

Dorman J. HAYES, JR

Community	Precinct	Senate District	Rep District	Vote District	Ward	Precinct Votes	Mail Votes	Total Votes
NORTH KINGSTOWN	2301	35	31	1		10	0	10
	2302			2		9	0	9
	2303			3		13	1	14
	2304			4		11	0	11
	2305			5		12	0	12
	2306		32	6		4	0	4
	2307			7		7	0	7
	2308			8		8	0	8
	2309	36		9		5	0	5
	2310			10		15	3	18
	2311			11		13	0	13
	2312			12		15	0	15
	2313	35	33	13		8	0	8
	2314	36		14		1	0	1
	2315					0	0	0
Total Votes						131	4	135
PROVIDENCE	2809	1	2	9	11	2	0	2
	2810			10	13	0	0	0
	2811	5		11	11	3	0	3
	2812			12	13	2	0	2
	2840	4	6	40	5	3	0	3
	2841			41	6	9	0	9
	2842			42	6	7	0	7
	2845	6		45	5	8	0	8
	2846			46	14	0	0	0
	2851	4	7	51	5	2	0	2
	2852			52	6	7	0	7
	2853			53	6	2	0	2
	2854			54	12	7	0	7
	2855			55	15	0	0	0
	2856		8	56	12	6	0	6
	2857			57	12	1	0	1
	2858			58	15	0	0	0
	2859	5		59	6	1	0	1
	2860			60	13	0	0	0
	2861			61	13	8	2	10
	2862			62	13	8	0	8
	2863			63	13	13	0	13
	2864			64	15	5	0	5
	2865	3	9	65	7	4	0	4
	2866			66	15	5	0	5
	2867	5		67	6	0	0	0
	2868			68	11	9	0	9
	2869			69	13	9	0	9
	2870			70	15	3	0	3
	2871			71	15	4	0	4
	2872		10	72	8	3	0	3
	2873	2		73	9	2	0	2
2874	3		74	8	16	0	16	
2875			75	8	2	0	2	
2876			76	8	2	0	2	
2877	5		77	8	0	0	0	
2878			78	11	2	0	2	

NOTE: The last line in each community, before "Total Votes", represents the votes cast on limited ballots.

**RI GENERAL ELECTION
November 5, 2002**

US CONGRESS DISTRICT 2

Dorman J. HAYES, JR

Community	Precinct	Senate District	Rep District	Vote District	Ward	Precinct Votes	Mail Votes	Total Votes
PROVIDENCE (cont'd)	2879	5	10	79	15	0	0	0
	2880	2	11	80	9	8	0	8
	2881			81	9	13	0	13
	2882			82	9	10	0	10
	2883			83	9	8	0	8
	2884			84	11	0	0	0
	2885	5		85	11	2	0	2
	2886	2	12	86	10	10	1	11
	2887			87	10	5	0	5
	2888			88	10	9	1	10
	2889			89	10	6	0	6
	2890			90	11	5	1	6
	2891	5		91	11	1	2	3
	2892	3	13	92	7	10	0	10
	2893			93	7	10	0	10
	2894			94	7	8	0	8
	2895			95	7	9	0	9
	2896			96	15	6	0	6
	2897	5	11	97	8	1	0	1
	2899					0	0	0
Total Votes						276	7	283
RICHMOND	2901	34	39	1		6	0	6
	2902			2		5	0	5
	2903			3		19	0	19
	2904			4		12	0	12
	2905					0	0	0
	Total Votes					42	0	42
SCITUATE	3001	24	41	1		8	0	8
	3002			2		5	0	5
	3003			3		14	0	14
	3004			4		12	0	12
	3005			5		15	1	16
	3006					0	0	0
	Total Votes					54	1	55
SOUTH KINGSTOWN	3201	37	33	1		14	0	14
	3202			2		5	0	5
	3203		34	3		5	0	5
	3204			4		12	0	12
	3205		35	5		3	0	3
	3206			6		12	0	12
	3207			7		10	0	10
	3208			8		10	0	10
	3209			9		10	0	10
	3210		36	10		13	1	14
	3211			11		9	1	10
	3212			12		21	0	21
	3213					0	0	0
	Total Votes					124	2	126

NOTE: The last line in each community, before "Total Votes", represents the votes cast on limited ballots.

**RI GENERAL ELECTION
November 5, 2002**

US CONGRESS DISTRICT 2

Dorman J. HAYES, JR

Community	Precinct	Senate District	Rep District	Vote District	Ward	Precinct Votes	Mail Votes	Total Votes
WARWICK	3501	28	19	1	1	3	0	3
	3502			2	1	9	0	9
	3503	29		3	1	4	0	4
	3504			4	1	3	0	3
	3505			5	1	9	0	9
	3506			6	1	3	0	3
	3507			7	2	10	0	10
	3508	31		8	2	5	0	5
	3509		20	9	2	2	0	2
	3510			10	2	8	0	8
	3511			11	2	11	1	12
	3512			12	3	5	0	5
	3513			13	3	4	0	4
	3514			14	7	7	0	7
	3515			15	7	8	1	9
	3516			16	8	6	0	6
	3517			17	8	7	0	7
	3518	29	21	18	2	11	0	11
	3519			19	3	1	0	1
	3520			20	3	10	0	10
	3521			21	4	7	0	7
	3522			22	4	8	0	8
	3523			23	4	15	0	15
	3524			24	4	11	0	11
	3525		22	25	4	3	0	3
	3526			26	5	3	0	3
	3527	30		27	5	4	0	4
	3528			28	5	9	0	9
	3529			29	5	4	0	4
	3530			30	5	6	1	7
	3531			31	5	6	0	6
	3532			32	6	21	0	21
	3533	29	23	33	3	5	0	5
	3534			34	3	2	0	2
	3535	30		35	6	11	0	11
3536			36	6	4	0	4	
3537			37	6	8	0	8	
3538			38	6	4	0	4	
3539			39	7	5	0	5	
3540	30	23	40	7	15	0	15	
3541		24	41	7	6	0	6	
3542			42	9	6	0	6	
3543			43	9	6	2	8	
3544	31		44	7	2	0	2	
3545			45	8	9	0	9	
3546			46	8	5	0	5	
3547			47	9	4	0	4	
3548	31	24	48	9	5	0	5	
3549			49	9	5	0	5	
3550	33		50	9	0	0	0	
3551	35		51	9	7	0	7	
3552	31	26	52	8	5	0	5	
3553		27	53	8	5	1	6	
3554					0	0	0	
Total Votes						342	6	348

NOTE: The last line in each community, before "Total Votes", represents the votes cast on limited ballots.

**RI GENERAL ELECTION
November 5, 2002**

US CONGRESS DISTRICT 2

Dorman J. HAYES, JR

Community	Precinct	Senate District	Rep District	Vote District	Ward	Precinct Votes	Mail Votes	Total Votes	
WESTERLY	3601	38	36	1		7	0	7	
	3602		37	2		5	0	5	
	3603		3		14	0	14		
	3604		4		9	0	9		
	3605		5		8	1	9		
	3606		6		7	0	7		
	3607		7		6	0	6		
	3608		8		3	0	3		
	3609		9		7	0	7		
	3610		10		6	0	6		
	3611		38	11		13	0	13	
	3612			12		3	0	3	
	3613			13		12	0	12	
	3614			14		10	0	10	
	3615	0			0	0	0		
Total Votes					110	1	111		
WEST GREENWICH	3701	34	29	1		16	0	16	
	3702			2		8	0	8	
	3703		30	3		5	0	5	
	3704			0		0	0	0	
Total Votes					29	0	29		
WEST WARWICK	3801	32	25	1	2	9	0	9	
	3802			2	4	5	0	5	
	3803			3	4	13	0	13	
	3804			4	3	12	1	13	
	3805			5	3	9	0	9	
	3806			26	6	1	6	2	8
	3807				7	2	8	0	8
	3808				8	1	10	1	11
	3809			9	1	10	0	10	
	3810			27	10	4	8	0	8
	3811				11	4	1	0	1
	3812				12	4	7	0	7
	3813			32	13	5	11	0	11
	3814				14	5	16	0	16
	3815			33	15	5	5	0	5
	3816	0			0	0	0		
Total Votes					130	4	134		
Statewide Total						2,280	47	2,327	

NOTE: The last line in each community, before "Total Votes", represents the votes cast on limited ballots.

**RI GENERAL ELECTION
November 5, 2002**

GOVERNOR

**Myrth YORK
DEMOCRAT**

GOVERNOR

Community	Precinct	Senate District	Rep District	Vote District	Ward	Precinct Votes	Mail Votes	Total Votes
BARRINGTON	101	9	66	1		315	9	324
	102			2		271	5	276
	103			3		283	12	295
	104			4		392	12	404
	105			5		394	6	400
	106			6		285	6	291
	107		67	7		308	9	317
	108			8		305	3	308
	109					0	0	0
	Total Votes						2,553	62
BRISTOL	201	9	68	1		309	12	321
	202			2		264	12	276
	203			3		380	41	421
	204			4		201	9	210
	205	10		5		153	5	158
	206	11		6		379	18	397
	207			7		79	3	82
	208	9	69	8		221	7	228
	209	10		9		401	46	447
	210	11		10		308	7	315
	211			11		408	16	424
	212					0	1	1
	Total Votes						3,103	177
BURRILLVILLE	301	23	47	1		359	15	374
	302			2		318	39	357
	303			3		312	11	323
	304			4		329	2	331
	305			5		338	4	342
	306		48	6		329	4	333
	307					0	0	0
	Total Votes						1,985	75
CENTRAL FALLS	401	16	56	1	1	271	5	276
	402			2	2	121	14	135
	403			3	3	358	15	373
	404			4	4	295	1	296
	405			5	5	123	2	125
	406		57	6	2	192	18	210
	407			7	4	66	2	68
	408			8	5	173	0	173
	409					0	4	4
Total Votes						1,599	61	1,660
CHARLESTOWN	501	34	36	1		209	5	214
	502	38		2		186	8	194
	503			3		227	3	230
	504			4		274	5	279
	505	34	39	5		71	1	72
	506	38		6		173	1	174
	507			7		182	2	184
	508					0	0	0
Total Votes						1,322	25	1,347

NOTE: The last line in each community, before "Total Votes", represents the votes cast on limited ballots.

RI GENERAL ELECTION
November 5, 2002

GOVERNOR

Myrth YORK

Community	Precinct	Senate District	Rep District	Vote District	Ward	Precinct Votes	Mail Votes	Total Votes
COVENTRY	601	33	25	1	3	323	2	325
	602		26	2	3	399	11	410
	603		27	3	4	329	5	334
	604	24	28	4	2	237	1	238
	605			5	2	253	4	257
	606			6	2	298	4	302
	607			7	4	96	2	98
	608			8	5	118	2	120
	609			9	1	296	6	302
	610			10	2	217	2	219
	611	33		11	3	315	11	326
	612			12	1	306	4	310
	613		29	13	5	272	25	297
	614			14	4	343	14	357
	615			15	5	339	5	344
	616			16	5	159	7	166
	617			17	4	262	2	264
	618	24	40	18	1	237	4	241
	619	33		19	1	83	5	88
	620					0	0	0
Total Votes						4,882	116	4,998
CRANSTON	701	26	14	1	3	243	5	248
	702			2	3	222	4	226
	703			3	3	198	4	202
	704			4	3	152	10	162
	705			5	3	176	2	178
	706			6	3	231	3	234
	707			7	5	223	4	227
	708			8	5	123	4	127
	709	28		9	3	256	3	259
	710	26	15	10	4	277	3	280
	711			11	4	294	8	302
	712			12	5	75	2	77
	713	27		13	4	303	9	312
	714			14	4	321	8	329
	715			15	6	247	8	255
	716			16	6	284	5	289
	717			17	6	151	41	192
	718	26	16	18	5	46	0	46
	719			19	4	142	4	146
	720	27		20	2	225	10	235
	721			21	6	246	9	255
	722			22	4	202	10	212
	723			23	6	323	8	331
	724			24	6	276	8	284
	725			25	6	73	0	73
	726	28		26	1	108	0	108
	727		16	27	2	340	9	349
	728	26	17	28	5	265	14	279
	729	27		29	3	209	6	215
	730			30	5	277	11	288
	731			31	5	267	12	279
	732			32	2	164	3	167
	733			33	2	240	8	248

NOTE: The last line in each community, before "Total Votes", represents the votes cast on limited ballots.

**RI GENERAL ELECTION
November 5, 2002**

GOVERNOR

Myrth YORK

Community	Precinct	Senate District	Rep District	Vote District	Ward	Precinct Votes	Mail Votes	Total Votes
CRANSTON (cont'd)	734	27	17	34	2	140	4	144
	735	28		35	3	145	1	146
	736			36	2	349	5	354
	737		18	37	2	220	8	228
	738			38	1	237	3	240
	739			39	1	335	8	343
	740			40	2	305	4	309
	741			41	1	397	8	405
	742			42	1	254	4	258
	743			43	1	403	23	426
	744			44	1	334	13	347
	745		19	45	1	264	9	273
	746	26	41	46	5	97	3	100
	747			47	4	204	4	208
	748			48	4	150	2	152
	749		42	49	5	279	5	284
	750			50	5	286	10	296
751					1	0	1	
Total Votes						11,579	349	11,928
CUMBERLAND	801	20	45	1	5	272	7	279
	802			2	5	273	6	279
	803			3	5	200	1	201
	804			4	5	168	1	169
	805	19	52	5	2	338	5	343
	806			6	3	300	12	312
	807			7	3	366	4	370
	808			8	3	271	4	275
	809			9	4	260	8	268
	810			10	4	202	21	223
	811	20		11	4	273	4	277
	812			12	4	190	3	193
	813	16	57	13	1	200	3	203
	814			14	1	231	2	233
	815	19		15	1	230	1	231
	816			16	1	222	5	227
	817			17	2	356	2	358
	818			18	2	272	4	276
	819					0	0	0
Total Votes						4,624	93	4,717
EAST GREENWICH	901	33	30	1		69	1	70
	902			2		158	2	160
	903	35		3		210	7	217
	904			4		180	31	211
	905			5		176	10	186
	906			6		67	0	67
	907			7		162	2	164
	908			8		132	8	140
	909					0	0	0
Total Votes						1,154	61	1,215
EAST PROVIDENCE	1001	14	2	1	1	191	14	205
	1002			2	2	310	7	317
	1003	8	62	3	1	130	3	133
	1004	14		4	1	394	5	399
	1005	8	63	5	1	308	3	311

NOTE: The last line in each community, before "Total Votes", represents the votes cast on limited ballots.

**RI GENERAL ELECTION
November 5, 2002**

GOVERNOR

Myrth YORK

Community	Precinct	Senate District	Rep District	Vote District	Ward	Precinct Votes	Mail Votes	Total Votes
EAST PROVIDENCE (cont'd)	1006	14	63	6	1	372	17	389
	1007	18		7	1	183	9	192
	1008			8	2	90	5	95
	1009			9	3	463	37	500
	1010			10	3	431	10	441
	1011			11	3	325	35	360
	1012	14	64	12	1	232	6	238
	1013			13	1	401	26	427
	1014			14	2	515	18	533
	1015			15	2	369	18	387
	1016			16	2	422	14	436
	1017	18		17	2	85	17	102
	1018			18	3	305	11	316
	1019		65	19	3	97	4	101
	1020			20	3	266	8	274
	1021			21	4	377	19	396
	1022			22	4	386	15	401
	1023			23	4	419	11	430
	1024			24	4	346	9	355
	1025			25	4	437	9	446
1026		66	26	4	175	2	177	
1027					0	0	0	
Total Votes						8,029	332	8,361
EXETER	1101	34	31	1		300	12	312
	1102		39	2		239	10	249
	1103			3		273	5	278
	1104					0	0	0
Total Votes						812	27	839
FOSTER	1201	24	40	1		358	13	371
	1202			2		315	6	321
	1203					0	0	0
Total Votes						673	19	692
GLOCESTER	1301	23	40	1		315	14	329
	1302			2		358	5	363
	1303			3		297	6	303
	1304		47	4		70	1	71
	1305		53	5		294	9	303
	1306					0	1	1
Total Votes						1,334	36	1,370
HOPKINTON	1401	34	38	1		327	4	331
	1402			2		324	1	325
	1403			3		371	7	378
	1404					0	0	0
Total Votes						1,022	12	1,034
JAMESTOWN	1501	13	74	1		416	28	444
	1502			2		339	22	361
	1503			3		340	8	348
	1504					0	1	1
Total Votes						1,095	59	1,154
JOHNSTON	1601	25	13	1	2	190	8	198
	1602			2	2	208	9	217
	1603		42	3	1	241	9	250
	1604			4	2	40	1	41
	1605			5	2	270	31	301

NOTE: The last line in each community, before "Total Votes", represents the votes cast on limited ballots.

**RI GENERAL ELECTION
November 5, 2002**

GOVERNOR

Myrth YORK

Community	Precinct	Senate District	Rep District	Vote District	Ward	Precinct Votes	Mail Votes	Total Votes
JOHNSTON (cont'd)	1606	25	42	6	5	336	6	342
	1607			7	1	258	25	283
	1608			8	1	365	13	378
	1609		43	9	2	107	4	111
	1610			10	4	299	6	305
	1611			11	5	236	6	242
	1612			12	3	272	10	282
	1613			13	3	384	15	399
	1614			14	4	316	6	322
	1615			15	4	263	5	268
	1616			16	2	40	2	42
	1617			17	3	282	11	293
	1618		44	18	5	358	11	369
	1619					0	0	0
	Total Votes						4,465	178
LINCOLN	1701	7	44	1	3	214	2	216
	1702			2	3	212	8	220
	1703	19	45	3	5	134	1	135
	1704			4	4	82	1	83
	1705			5	5	426	17	443
	1706			6	4	275	7	282
	1707			7	3	24	0	24
	1708	7	46	8	4	177	8	185
	1709	17		9	1	216	3	219
	1710			10	1	224	5	229
	1711			11	1	156	4	160
	1712			12	2	181	6	187
	1713			13	3	153	1	154
	1714	19		14	4	115	0	115
	1715			15	2	336	11	347
	1716			16	2	142	0	142
	1717					0	0	0
Total Votes						3,067	74	3,141
LITTLE COMPTON	1801	12	71	1		324	26	350
	1802			2		300	20	320
	1803					0	0	0
Total Votes						624	46	670
MIDDLETOWN	1901	12	72	1		250	10	260
	1902			2		305	13	318
	1903			3		204	23	227
	1904			4		294	12	306
	1905		73	5		95	0	95
	1906		74	6		340	20	360
	1907			7		237	19	256
	1908			8		387	10	397
	1909					0	1	1
Total Votes						2,112	108	2,220
NARRAGANSETT	2001	36	33	1		164	12	176
	2002			2		271	2	273
	2003			3		261	7	268
	2004			4		167	13	180
	2005			5		231	1	232
	2006		34	6		221	10	231
	2007			7		201	6	207

NOTE: The last line in each community, before "Total Votes", represents the votes cast on limited ballots.

**RI GENERAL ELECTION
November 5, 2002**

GOVERNOR

Myrth YORK

Community	Precinct	Senate District	Rep District	Vote District	Ward	Precinct Votes	Mail Votes	Total Votes
NARRAGANSETT	2008	36	34	8		215	9	224
	2009			9		261	18	279
	2010			10		226	13	239
	2011			11		194	11	205
	2012					0	0	0
	Total Votes						2,412	102
NEWPORT	2101	12	72	1	3	118	4	122
	2102		73	2	2	284	7	291
	2103			3	2	122	7	129
	2104	13		4	2	172	9	181
	2105			5	2	238	6	244
	2106			6	1	420	11	431
	2107			7	1	99	3	102
	2108		75	8	1	202	9	211
	2109			9	3	202	14	216
	2110			10	3	259	19	278
	2111			11	3	256	19	275
	2112			12	4	244	11	255
	2113			13	4	204	6	210
	2114			14	4	248	10	258
	2115					0	0	0
Total Votes						3,068	135	3,203
NEW SHOREHAM	2201	37	36	1		396	74	470
	2202					0	0	0
Total Votes						396	74	470
NORTH KINGSTOWN	2301	35	31	1		227	6	233
	2302			2		236	8	244
	2303			3		308	15	323
	2304			4		329	9	338
	2305			5		297	17	314
	2306		32	6		84	7	91
	2307			7		214	12	226
	2308			8		265	7	272
	2309	36		9		195	6	201
	2310			10		415	16	431
	2311			11		290	18	308
	2312			12		305	8	313
	2313	35	33	13		166	3	169
	2314	36		14		55	2	57
	2315					0	0	0
Total Votes						3,386	134	3,520
NORTH PROVIDENCE	2401	7	6	1	3	347	7	354
	2402			2	3	361	5	366
	2403		54	3	1	327	10	337
	2404			4	1	392	14	406
	2405			5	1	319	3	322
	2406			6	1	440	9	449
	2407			7	3	368	8	376
	2408			8	3	326	5	331
	2409			9	1	103	21	124
	2410		55	10	1	344	8	352
	2411			11	2	183	2	185
	2412			12	2	306	9	315
	2413			13	3	249	18	267

NOTE: The last line in each community, before "Total Votes", represents the votes cast on limited ballots.

**RI GENERAL ELECTION
November 5, 2002**

GOVERNOR

Myrth YORK

Community	Precinct	Senate District	Rep District	Vote District	Ward	Precinct Votes	Mail Votes	Total Votes
NORTH PROVIDENCE (cont'd)	2414	17	55	14	2	442	8	450
	2415			15	2	305	3	308
	2416			16	2	262	2	264
	2417			17	2	392	5	397
	2418		58	18	2	105	3	108
	2419					0	0	0
Total Votes						5,571	140	5,711
NORTH SMITHFIELD	2501	21	48	1		264	40	304
	2502	22		2		302	0	302
	2503			3		347	4	351
	2504			4		356	5	361
	2505	23		5		202	3	205
	2506			6		285	4	289
	2507					0	1	1
Total Votes						1,756	57	1,813
PAWTUCKET	2601	16	46	1	6	58	1	59
	2602	17		2	6	229	3	232
	2603	16	58	3	5	134	2	136
	2604			4	6	118	6	124
	2605	17		5	5	266	2	268
	2606			6	6	317	2	319
	2607			7	6	367	7	374
	2608	15	59	8	4	478	19	497
	2609			9	4	246	3	249
	2610			10	6	24	0	24
	2611			11	5	486	10	496
	2612			12	5	252	10	262
	2613	16		13	6	292	15	307
	2614	17		14	4	18	0	18
	2615			15	5	53	0	53
	2616	8	60	16	1	374	8	382
	2617			17	2	138	6	144
	2618	15		18	1	320	8	328
	2619			19	2	257	5	262
	2620			20	4	255	8	263
	2621	8	61	21	1	372	9	381
	2622			22	1	341	9	350
	2623			23	2	391	5	396
	2624			24	2	328	11	339
	2625			25	2	368	6	374
	2626			26	3	462	16	478
	2627		62	27	3	408	17	425
	2628			28	3	372	16	388
	2629	15		29	3	329	22	351
	2630			30	4	281	3	284
	2631			31	4	333	21	354
2632	8	63	32	3	186	24	210	
2633					0	0	0	
Total Votes						8,853	274	9,127
PORTSMOUTH	2701	11	69	1		41	3	44
	2702			2		154	6	160
	2703			3		260	9	269
	2704		70	4		250	8	258
	2705			5		268	8	276

NOTE: The last line in each community, before "Total Votes", represents the votes cast on limited ballots.

**RI GENERAL ELECTION
November 5, 2002**

GOVERNOR

Myrth YORK

Community	Precinct	Senate District	Rep District	Vote District	Ward	Precinct Votes	Mail Votes	Total Votes
PORTSMOUTH (cont'd)	2706	11	71	6		312	8	320
	2707			7		241	18	259
	2708			8		208	12	220
	2709		72	9		217	10	227
	2710			10		218	5	223
	2711			11		209	13	222
	2712			12		235	12	247
	2713					0	0	0
Total Votes						2,613	112	2,725
PROVIDENCE	2801	4	1	1	12	195	0	195
	2802			2	12	233	5	238
	2803	6		3	4	269	17	286
	2804			4	4	198	3	201
	2805			5	5	141	1	142
	2806			6	12	137	2	139
	2807			7	14	64	0	64
	2808	1	2	8	1	369	20	389
	2809			9	11	9	0	9
	2810	5		10	13	12	1	13
	2811			11	11	137	10	147
	2812	14		12	13	73	5	78
	2813			13	1	466	23	489
	2814			14	1	286	30	316
	2815			15	1	224	11	235
	2816			16	2	74	0	74
	2817	1	3	17	1	298	3	301
	2818			18	1	311	0	311
	2819			19	2	247	11	258
	2820			20	2	319	2	321
	2821			21	2	299	5	304
	2822			22	2	435	6	441
	2823			23	2	364	11	375
	2824			24	3	62	2	64
	2825	14	3	25	1	92	1	93
	2826	1	4	26	2	416	18	434
	2827			27	2	275	8	283
	2828			28	3	391	13	404
	2829			29	3	461	9	470
	2830			30	3	520	14	534
	2831			31	3	454	23	477
	2832			32	3	562	16	578
2833	6		33	3	115	22	137	
2834		5	34	4	487	13	500	
2835			35	4	401	36	437	
2836			36	5	107	0	107	
2837			37	14	148	5	153	
2838			38	14	246	2	248	
2839			39	14	389	7	396	
2840	4	6	40	5	85	1	86	
2841			41	6	358	19	377	
2842			42	6	211	30	241	
2843	6	6	43	5	15	0	15	
2844			44	14	261	7	268	
2845			45	5	163	5	168	

NOTE: The last line in each community, before "Total Votes", represents the votes cast on limited ballots.

**RI GENERAL ELECTION
November 5, 2002**

GOVERNOR

Myrth YORK

Community	Precinct	Senate District	Rep District	Vote District	Ward	Precinct Votes	Mail Votes	Total Votes
PROVIDENCE (cont'd)	2846	6	6	46	14	38	3	41
	2847	4	7	47	5	403	6	409
	2848			48	5	353	14	367
	2849			49	5	301	39	340
	2850			50	12	8	0	8
	2851			51	5	54	0	54
	2852			52	6	314	4	318
	2853			53	6	288	4	292
	2854			54	12	151	5	156
	2855			55	15	6	0	6
	2856		8	56	12	130	2	132
	2857			57	12	30	3	33
	2858			58	15	19	1	20
	2859	5		59	6	29	0	29
	2860			60	13	45	3	48
	2861			61	13	229	12	241
	2862			62	13	282	8	290
	2863			63	13	308	4	312
	2864			64	15	182	2	184
	2865	3	9	65	7	135	2	137
	2866			66	15	316	22	338
	2867	5		67	6	32	1	33
	2868			68	11	342	23	365
	2869			69	13	452	17	469
	2870			70	15	56	0	56
	2871			71	15	173	0	173
	2872	2	10	72	8	255	6	261
	2873			73	9	62	1	63
	2874	3		74	8	566	33	599
	2875			75	8	293	24	317
	2876			76	8	335	14	349
	2877	5		77	8	37	12	49
	2878			78	11	83	4	87
	2879			79	15	50	1	51
	2880	2	11	80	9	492	8	500
	2881			81	9	515	10	525
2882			82	9	504	6	510	
2883			83	9	320	3	323	
2884			84	11	121	0	121	
2885	5		85	11	169	3	172	
2886	2	12	86	10	423	6	429	
2887			87	10	276	3	279	
2888			88	10	352	5	357	
2889			89	10	403	8	411	
2890			90	11	254	21	275	
2891	5		91	11	130	25	155	
2892	3	13	92	7	382	14	396	
2893			93	7	264	10	274	
2894			94	7	211	9	220	
2895			95	7	259	10	269	
2896			96	15	193	12	205	
2897	5	11	97	8	44	4	48	
2898					0	1	1	
2899					0	1	1	
Total Votes						23,048	846	23,894

NOTE: The last line in each community, before "Total Votes", represents the votes cast on limited ballots.

**RI GENERAL ELECTION
November 5, 2002**

GOVERNOR

Myrth YORK

Community	Precinct	Senate District	Rep District	Vote District	Ward	Precinct Votes	Mail Votes	Total Votes	
RICHMOND	2901	34	39	1		131	0	131	
	2902			2		245	8	253	
	2903			3		379	6	385	
	2904			4		301	6	307	
	2905			0		0	0	0	
	Total Votes					1,056	20	1,076	
SCITUATE	3001	24	41	1		278	13	291	
	3002			2		255	6	261	
	3003			3		252	12	264	
	3004			4		308	12	320	
	3005			5		264	5	269	
	3006			0		0	0	0	
	Total Votes					1,357	48	1,405	
SMITHFIELD	3101	22	44	1		219	4	223	
	3102			2		356	5	361	
	3103			3		220	7	227	
	3104			4		375	7	382	
	3105			5		210	31	241	
	3106			53	6		365	8	373
	3107			7		285	30	315	
	3108			8		217	2	219	
	3109			9		324	49	373	
	3110			10		186	7	193	
	3111			0		0	0	0	
	Total Votes					2,757	150	2,907	
SOUTH KINGSTOWN	3201	37	33	1		348	11	359	
	3202			2		441	17	458	
	3203			34	3		312	10	322
	3204			4		448	19	467	
	3205			35	5		89	4	93
	3206			6		391	13	404	
	3207			7		327	9	336	
	3208			8		328	13	341	
	3209			9		458	11	469	
	3210			36	10		297	13	310
	3211			11		251	3	254	
	3212			12		389	17	406	
	3213			0		0	0	0	
	Total Votes					4,079	140	4,219	
TIVERTON	3301	10	70	1		314	10	324	
	3302			2		229	3	232	
	3303			3		415	2	417	
	3304			4		394	10	404	
	3305			5		324	13	337	
	3306			71	6		140	0	140
	3307			12	7		205	3	208
	3308			8		367	7	374	
	3309			0		0	0	0	
	Total Votes					2,388	48	2,436	

NOTE: The last line in each community, before "Total Votes", represents the votes cast on limited ballots.

**RI GENERAL ELECTION
November 5, 2002**

GOVERNOR

Myrth YORK

Community	Precinct	Senate District	Rep District	Vote District	Ward	Precinct Votes	Mail Votes	Total Votes
WARREN	3401	10	67	1		264	8	272
	3402			2		341	12	353
	3403			3		350	26	376
	3404			4		357	14	371
	3405		68	5		266	22	288
	3406					0	0	0
	Total Votes						1,578	82
WARWICK	3501	28	19	1	1	326	5	331
	3502			2	1	260	8	268
	3503	29		3	1	301	4	305
	3504			4	1	211	5	216
	3505			5	1	320	7	327
	3506			6	1	189	5	194
	3507			7	2	305	1	306
	3508	31		8	2	112	3	115
	3509		20	9	2	101	3	104
	3510			10	2	318	4	322
	3511			11	2	369	7	376
	3512			12	3	265	1	266
	3513			13	3	174	9	183
	3514			14	7	224	3	227
	3515			15	7	326	15	341
	3516			16	8	230	31	261
	3517			17	8	177	7	184
	3518	29	21	18	2	273	5	278
	3519			19	3	136	10	146
	3520			20	3	429	3	432
	3521			21	4	341	5	346
	3522			22	4	362	7	369
	3523			23	4	354	10	364
	3524			24	4	297	4	301
	3525		22	25	4	88	2	90
	3526			26	5	97	3	100
	3527	30		27	5	320	3	323
	3528			28	5	304	8	312
	3529			29	5	384	9	393
	3530			30	5	238	6	244
	3531			31	5	138	3	141
	3532			32	6	391	4	395
	3533	29	23	33	3	157	1	158
	3534			34	3	276	2	278
	3535	30		35	6	324	4	328
	3536			36	6	247	3	250
	3537			37	6	318	5	323
	3538			38	6	216	8	224
	3539			39	7	297	2	299
	3540			40	7	269	4	273
	3541	30	24	41	7	76	0	76
	3542			42	9	191	9	200
	3543			43	9	175	6	181
	3544	31		44	7	80	2	82
	3545			45	8	216	6	222
	3546			46	8	271	9	280
	3547			47	9	274	6	280

NOTE: The last line in each community, before "Total Votes", represents the votes cast on limited ballots.

**RI GENERAL ELECTION
November 5, 2002**

GOVERNOR

Myrth YORK

Community	Precinct	Senate District	Rep District	Vote District	Ward	Precinct Votes	Mail Votes	Total Votes
WARWICK (cont'd)	3548	31	24	48	9	257	0	257
	3549			49	9	198	1	199
	3550	33		50	9	91	3	94
	3551	35		51	9	171	1	172
	3552	31	26	52	8	249	5	254
	3553		27	53	8	229	17	246
	3554					2	0	2
Total Votes						12,944	294	13,238
WESTERLY	3601	38	36	1		219	8	227
	3602		37	2		247	7	254
	3603			3		258	13	271
	3604			4		216	8	224
	3605			5		235	15	250
	3606			6		237	6	243
	3607			7		243	9	252
	3608			8		222	12	234
	3609			9		242	6	248
	3610			10		286	18	304
	3611		38	11		209	8	217
	3612			12		163	6	169
	3613			13		248	10	258
	3614			14		137	2	139
	3615					0	0	0
Total Votes						3,162	128	3,290
WEST GREENWICH	3701	34	29	1		252	6	258
	3702			2		328	8	336
	3703		30	3		86	1	87
	3704					0	1	1
Total Votes						666	16	682
WEST WARWICK	3801	32	25	1	2	414	11	425
	3802			2	4	81	1	82
	3803			3	4	178	3	181
	3804			4	3	379	6	385
	3805			5	3	261	3	264
	3806		26	6	1	390	16	406
	3807			7	2	261	9	270
	3808			8	1	285	9	294
	3809			9	1	289	10	299
	3810		27	10	4	199	6	205
	3811			11	4	59	1	60
	3812			12	4	224	14	238
	3813	32		13	5	350	16	366
	3814			14	5	303	7	310
	3815	33		15	5	218	1	219
	3816					0	2	2
Total Votes						3,891	115	4,006

NOTE: The last line in each community, before "Total Votes", represents the votes cast on limited ballots.

**RI GENERAL ELECTION
November 5, 2002**

GOVERNOR

Myrth YORK

Community	Precinct	Senate District	Rep District	Vote District	Ward	Precinct Votes	Mail Votes	Total Votes
WOONSOCKET	3901					245	1	246
	3902	20	49	1		275	2	277
	3903	21		2		331	9	340
	3904			3		290	17	307
	3905			4		223	12	235
	3906			5		142	2	144
	3907	20	50	6		161	4	165
	3908	21		7		268	4	272
	3909			8		332	3	335
	3910			9		315	1	316
	3911			10		294	23	317
	3912			11		303	1	304
	3913	20	51	12		342	6	348
	3914			13		276	5	281
	3915			14		223	2	225
	3916			15		275	2	277
	3917			16		0	0	0
Total Votes						4,295	94	4,389
Statewide Total						145,310	4,919	150,229

NOTE: The last line in each community, before "Total Votes", represents the votes cast on limited ballots.

**RI GENERAL ELECTION
November 5, 2002**

GOVERNOR

Donald L. CARCIERI
REPUBLICAN

GOVERNOR

Community	Precinct	Senate District	Rep District	Vote District	Ward	Precinct Votes	Mail Votes	Total Votes
BARRINGTON	101	9	66	1		557	9	566
	102			2		424	5	429
	103			3		592	22	614
	104			4		569	21	590
	105			5		699	27	726
	106			6		790	40	830
	107		67	7		448	15	463
	108			8		581	18	599
	109					0	0	0
Total Votes						4,660	157	4,817
BRISTOL	201	9	68	1		509	21	530
	202			2		594	26	620
	203			3		438	23	461
	204			4		206	7	213
	205	10		5		279	11	290
	206	11		6		405	9	414
	207			7		174	0	174
	208	9	69	8		178	2	180
	209	10		9		445	39	484
	210	11		10		240	13	253
	211			11		332	9	341
	212					0	1	1
	Total Votes						3,800	161
BURRILLVILLE	301	23	47	1		398	12	410
	302			2		381	18	399
	303			3		478	8	486
	304			4		250	6	256
	305			5		440	5	445
	306		48	6		507	4	511
	307					0	3	3
	Total Votes						2,454	56
CENTRAL FALLS	401	16	56	1	1	125	1	126
	402			2	2	50	7	57
	403			3	3	108	2	110
	404			4	4	150	2	152
	405			5	5	60	0	60
	406		57	6	2	108	5	113
	407			7	4	45	0	45
	408			8	5	106	2	108
	409					0	0	0
	Total Votes						752	19
CHARLESTOWN	501	34	36	1		243	4	247
	502	38		2		243	11	254
	503			3		359	9	368
	504			4		440	8	448
	505	34	39	5		71	1	72
	506	38		6		164	3	167
	507			7		221	4	225
	508					0	0	0
	Total Votes						1,741	40

NOTE: The last line in each community, before "Total Votes", represents the votes cast on limited ballots.

**RI GENERAL ELECTION
November 5, 2002**

GOVERNOR

Donald L. CARCIERI

Community	Precinct	Senate District	Rep District	Vote District	Ward	Precinct Votes	Mail Votes	Total Votes
COVENTRY	601	33	25	1	3	354	2	356
	602		26	2	3	562	7	569
	603		27	3	4	341	3	344
	604	24	28	4	2	438	3	441
	605			5	2	340	0	340
	606			6	2	388	8	396
	607			7	4	123	1	124
	608			8	5	278	3	281
	609			9	1	508	4	512
	610			10	2	157	1	158
	611	33		11	3	394	11	405
	612			12	1	419	8	427
	613		29	13	5	246	12	258
	614			14	4	401	9	410
	615			15	5	401	5	406
	616			16	5	493	11	504
	617			17	4	282	3	285
618	24	40	18	1	420	10	430	
619	33		19	1	156	9	165	
620					0	0	0	
Total Votes						6,701	110	6,811
CRANSTON	701	26	14	1	3	202	7	209
	702			2	3	286	9	295
	703			3	3	117	6	123
	704			4	3	141	10	151
	705			5	3	181	8	189
	706			6	3	150	4	154
	707			7	5	283	8	291
	708			8	5	151	4	155
	709	28		9	3	323	0	323
	710	26	15	10	4	658	15	673
	711			11	4	581	11	592
	712			12	5	180	5	185
	713	27		13	4	690	16	706
	714			14	4	500	7	507
	715			15	6	350	14	364
	716			16	6	540	21	561
	717			17	6	187	21	208
	718	26	16	18	5	35	0	35
	719			19	4	254	8	262
	720	27		20	2	265	9	274
	721			21	6	600	22	622
722			22	4	241	5	246	
723			23	6	733	47	780	
724			24	6	501	12	513	
725			25	6	95	4	99	
726	28		26	1	86	0	86	
727		16	27	2	441	12	453	
728	26	17	28	5	316	11	327	
729	27		29	3	354	10	364	
730			30	5	566	14	580	
731			31	5	480	6	486	
732			32	2	223	8	231	
733			33	2	341	5	346	

NOTE: The last line in each community, before "Total Votes", represents the votes cast on limited ballots.

**RI GENERAL ELECTION
November 5, 2002**

GOVERNOR

Donald L. CARCIERI

Community	Precinct	Senate District	Rep District	Vote District	Ward	Precinct Votes	Mail Votes	Total Votes
CRANSTON (cont'd)	734	27	17	34	2	217	9	226
	735	28		35	3	175	6	181
	736			36	2	429	9	438
	737		18	37	2	220	12	232
	738			38	1	191	4	195
	739			39	1	340	4	344
	740			40	2	350	7	357
	741			41	1	193	9	202
	742			42	1	276	6	282
	743			43	1	440	35	475
	744			44	1	365	7	372
	745		19	45	1	330	5	335
	746	26	41	46	5	290	9	299
	747			47	4	414	9	423
	748			48	4	274	9	283
	749		42	49	5	386	7	393
750			50	5	516	12	528	
751					4	0	4	
Total Votes						16,461	498	16,959
CUMBERLAND	801	20	45	1	5	539	15	554
	802			2	5	398	4	402
	803			3	5	336	5	341
	804			4	5	229	3	232
	805	19	52	5	2	365	3	368
	806			6	3	449	13	462
	807			7	3	481	11	492
	808			8	3	471	20	491
	809			9	4	609	10	619
	810			10	4	514	32	546
	811	20		11	4	447	9	456
	812			12	4	408	8	416
	813	16	57	13	1	133	0	133
	814			14	1	179	3	182
	815	19		15	1	226	1	227
	816			16	1	163	3	166
817			17	2	421	9	430	
818			18	2	344	5	349	
819					0	1	1	
Total Votes						6,712	155	6,867
EAST GREENWICH	901	33	30	1		347	20	367
	902			2		626	23	649
	903	35		3		609	18	627
	904			4		840	42	882
	905			5		463	25	488
	906			6		370	24	394
	907			7		658	23	681
	908			8		472	20	492
	909					2	0	2
Total Votes						4,387	195	4,582
EAST PROVIDENCE	1001	14	2	1	1	75	3	78
	1002			2	2	153	6	159
	1003	8	62	3	1	120	2	122
	1004	14		4	1	327	10	337
	1005	8	63	5	1	318	7	325

NOTE: The last line in each community, before "Total Votes", represents the votes cast on limited ballots.

**RI GENERAL ELECTION
November 5, 2002**

GOVERNOR

Donald L. CARCIERI

Community	Precinct	Senate District	Rep District	Vote District	Ward	Precinct Votes	Mail Votes	Total Votes
EAST PROVIDENCE (cont'd)	1006	14	63	6	1	539	21	560
	1007	18		7	1	360	8	368
	1008			8	2	48	1	49
	1009			9	3	493	36	529
	1010			10	3	241	7	248
	1011			11	3	325	12	337
	1012	14	64	12	1	167	5	172
	1013			13	1	224	17	241
	1014			14	2	274	4	278
	1015			15	2	203	5	208
	1016			16	2	239	8	247
	1017	18		17	2	76	2	78
	1018			18	3	112	2	114
	1019		65	19	3	125	5	130
	1020			20	3	250	9	259
	1021			21	4	361	10	371
	1022			22	4	424	22	446
	1023			23	4	556	18	574
	1024			24	4	374	6	380
	1025			25	4	429	7	436
1026		66	26	4	177	7	184	
1027					0	0	0	
Total Votes						6,990	240	7,230
EXETER	1101	34	31	1		476	16	492
	1102		39	2		417	14	431
	1103			3		505	10	515
	1104					0	0	0
	Total Votes					1,398	40	1,438
FOSTER	1201	24	40	1		553	15	568
	1202			2		498	21	519
	1203					0	0	0
	Total Votes					1,051	36	1,087
GLOCESTER	1301	23	40	1		497	14	511
	1302			2		480	9	489
	1303			3		473	13	486
	1304		47	4		149	2	151
	1305		53	5		484	5	489
	1306					0	2	2
	Total Votes					2,083	45	2,128
HOPKINTON	1401	34	38	1		392	12	404
	1402			2		439	7	446
	1403			3		465	10	475
	1404					0	0	0
	Total Votes					1,296	29	1,325
JAMESTOWN	1501	13	74	1		495	32	527
	1502			2		491	22	513
	1503			3		606	27	633
	1504					0	2	2
	Total Votes					1,592	83	1,675
JOHNSTON	1601	25	13	1	2	219	1	220
	1602			2	2	355	6	361
	1603		42	3	1	209	6	215
	1604			4	2	68	2	70
	1605			5	2	396	39	435

NOTE: The last line in each community, before "Total Votes", represents the votes cast on limited ballots.

**RI GENERAL ELECTION
November 5, 2002**

GOVERNOR

Donald L. CARCIERI

Community	Precinct	Senate District	Rep District	Vote District	Ward	Precinct Votes	Mail Votes	Total Votes
JOHNSTON (cont'd)	1606	25	42	6	5	497	6	503
	1607			7	1	276	9	285
	1608			8	1	407	7	414
	1609		43	9	2	150	1	151
	1610			10	4	376	6	382
	1611			11	5	398	15	413
	1612			12	3	276	8	284
	1613			13	3	441	7	448
	1614			14	4	469	7	476
	1615			15	4	316	8	324
	1616			16	2	43	2	45
	1617			17	3	262	5	267
	1618		44	18	5	619	16	635
	1619					0	3	3
Total Votes						5,777	154	5,931
LINCOLN	1701	7	44	1	3	455	7	462
	1702			2	3	600	20	620
	1703	19	45	3	5	287	6	293
	1704			4	4	107	3	110
	1705			5	5	570	10	580
	1706			6	4	550	13	563
	1707			7	3	74	3	77
	1708	7	46	8	4	438	10	448
	1709	17		9	1	317	8	325
	1710			10	1	498	17	515
	1711			11	1	315	9	324
	1712			12	2	247	9	256
	1713			13	3	226	8	234
	1714	19		14	4	129	0	129
	1715			15	2	617	11	628
	1716			16	2	179	3	182
	1717					0	0	0
Total Votes						5,609	137	5,746
LITTLE COMPTON	1801	12	71	1		540	43	583
	1802			2		491	25	516
	1803					0	0	0
Total Votes						1,031	68	1,099
MIDDLETOWN	1901	12	72	1		442	27	469
	1902			2		499	23	522
	1903			3		333	21	354
	1904			4		403	29	432
	1905		73	5		96	2	98
	1906		74	6		441	28	469
	1907			7		287	9	296
	1908			8		503	26	529
	1909					0	1	1
Total Votes						3,004	166	3,170
NARRAGANSETT	2001	36	33	1		446	16	462
	2002			2		315	4	319
	2003			3		327	6	333
	2004			4		348	19	367
	2005			5		394	13	407
	2006		34	6		388	25	413
	2007			7		337	19	356

NOTE: The last line in each community, before "Total Votes", represents the votes cast on limited ballots.

**RI GENERAL ELECTION
November 5, 2002**

GOVERNOR

Donald L. CARCIERI

Community	Precinct	Senate District	Rep District	Vote District	Ward	Precinct Votes	Mail Votes	Total Votes
NARRAGANSETT (cont'd)	2008	36	34	8		399	15	414
	2009			9		432	29	461
	2010			10		239	19	258
	2011			11		362	32	394
	2012					0	0	0
	Total Votes						3,987	197
NEWPORT	2101	12	72	1	3	173	7	180
	2102		73	2	2	311	13	324
	2103			3	2	135	3	138
	2104	13		4	2	160	4	164
	2105			5	2	135	4	139
	2106			6	1	372	8	380
	2107			7	1	51	2	53
	2108		75	8	1	215	19	234
	2109			9	3	235	12	247
	2110			10	3	347	29	376
	2111			11	3	306	7	313
	2112			12	4	250	18	268
	2113			13	4	456	26	482
	2114			14	4	433	25	458
	2115					0	1	1
Total Votes						3,579	178	3,757
NEW SHOREHAM	2201	37	36	1		397	82	479
	2202					0	0	0
Total Votes						397	82	479
NORTH KINGSTOWN	2301	35	31	1		439	9	448
	2302			2		582	17	599
	2303			3		702	32	734
	2304			4		452	18	470
	2305			5		550	16	566
	2306		32	6		263	25	288
	2307			7		435	20	455
	2308			8		503	12	515
	2309	36		9		589	17	606
	2310			10		754	45	799
	2311			11		703	30	733
	2312			12		664	38	702
	2313	35	33	13		502	13	515
	2314	36		14		110	3	113
	2315					0	3	3
Total Votes						7,248	298	7,546
NORTH PROVIDENCE	2401	7	6	1	3	371	6	377
	2402			2	3	585	8	593
	2403		54	3	1	281	6	287
	2404			4	1	426	7	433
	2405			5	1	229	9	238
	2406			6	1	561	4	565
	2407			7	3	378	9	387
	2408			8	3	399	8	407
	2409			9	1	195	11	206
	2410		55	10	1	393	4	397
	2411			11	2	341	7	348
	2412			12	2	535	12	547
	2413			13	3	285	8	293

NOTE: The last line in each community, before "Total Votes", represents the votes cast on limited ballots.

**RI GENERAL ELECTION
November 5, 2002**

GOVERNOR

Donald L. CARCIERI

Community	Precinct	Senate District	Rep District	Vote District	Ward	Precinct Votes	Mail Votes	Total Votes
NORTH PROVIDENCE (cont'd)	2414	17	55	14	2	408	11	419
	2415			15	2	351	5	356
	2416			16	2	240	2	242
	2417			17	2	319	12	331
	2418		58	18	2	94	0	94
	2419					0	0	0
	Total Votes						6,391	129
NORTH SMITHFIELD	2501	21	48	1		316	24	340
	2502	22		2		514	11	525
	2503			3		596	8	604
	2504			4		487	2	489
	2505	23		5		258	3	261
	2506			6		446	10	456
	2507					0	3	3
Total Votes						2,617	61	2,678
PAWTUCKET	2601	16	46	1	6	23	0	23
	2602	17		2	6	166	1	167
	2603	16	58	3	5	49	1	50
	2604			4	6	35	1	36
	2605	17		5	5	107	1	108
	2606			6	6	293	3	296
	2607			7	6	394	16	410
	2608	15	59	8	4	336	9	345
	2609			9	4	101	1	102
	2610			10	6	17	0	17
	2611			11	5	269	5	274
	2612			12	5	148	14	162
	2613	16		13	6	74	6	80
	2614	17		14	4	8	0	8
	2615			15	5	29	0	29
	2616	8	60	16	1	348	9	357
	2617			17	2	127	4	131
	2618	15		18	1	211	9	220
	2619			19	2	104	2	106
	2620			20	4	185	5	190
	2621	8	61	21	1	414	9	423
	2622			22	1	288	12	300
	2623			23	2	379	10	389
	2624			24	2	261	9	270
	2625			25	2	402	4	406
	2626			26	3	587	10	597
	2627		62	27	3	383	8	391
	2628			28	3	330	5	335
	2629	15		29	3	230	4	234
	2630			30	4	197	3	200
	2631			31	4	191	12	203
	2632	8	63	32	3	155	11	166
	2633					0	0	0
Total Votes						6,841	184	7,025
PORTSMOUTH	2701	11	69	1		54	4	58
	2702			2		347	13	360
	2703			3		347	19	366
	2704		70	4		306	14	320
	2705			5		274	17	291

NOTE: The last line in each community, before "Total Votes", represents the votes cast on limited ballots.

**RI GENERAL ELECTION
November 5, 2002**

GOVERNOR

Donald L. CARCIERI

Community	Precinct	Senate District	Rep District	Vote District	Ward	Precinct Votes	Mail Votes	Total Votes
PORTSMOUTH (cont'd)	2706	11	71	6		425	24	449
	2707			7		515	37	552
	2708			8		342	18	360
	2709		72	9		407	11	418
	2710			10		522	28	550
	2711			11		345	21	366
	2712			12		479	21	500
	2713					0	2	2
	Total Votes						4,363	229
PROVIDENCE	2801	4	1	1	12	73	0	73
	2802			2	12	111	1	112
	2803	6		3	4	112	7	119
	2804			4	4	132	3	135
	2805			5	5	99	2	101
	2806			6	12	58	2	60
	2807			7	14	61	0	61
	2808	1	2	8	1	197	5	202
	2809			9	11	4	0	4
	2810	5		10	13	5	0	5
	2811			11	11	73	4	77
	2812	14		12	13	37	1	38
	2813			13	1	145	16	161
	2814			14	1	98	8	106
	2815			15	1	109	10	119
	2816			16	2	44	1	45
	2817	1	3	17	1	77	2	79
	2818			18	1	31	0	31
	2819			19	2	206	10	216
	2820			20	2	148	1	149
	2821			21	2	191	8	199
	2822			22	2	300	6	306
	2823			23	2	316	4	320
	2824			24	3	25	1	26
	2825	14	3	25	1	63	7	70
	2826	1	4	26	2	324	3	327
	2827			27	2	352	14	366
	2828			28	3	72	2	74
	2829			29	3	103	1	104
	2830			30	3	180	2	182
	2831			31	3	154	3	157
	2832			32	3	257	16	273
2833	6		33	3	22	12	34	
2834		5	34	4	332	4	336	
2835			35	4	327	27	354	
2836			36	5	151	7	158	
2837			37	14	116	2	118	
2838			38	14	301	9	310	
2839			39	14	344	8	352	
2840	4	6	40	5	106	0	106	
2841			41	6	241	9	250	
2842			42	6	90	3	93	
2843	6	6	43	5	57	1	58	
2844			44	14	297	8	305	
2845			45	5	278	1	279	

NOTE: The last line in each community, before "Total Votes", represents the votes cast on limited ballots.

**RI GENERAL ELECTION
November 5, 2002**

GOVERNOR

Donald L. CARCIERI

Community	Precinct	Senate District	Rep District	Vote District	Ward	Precinct Votes	Mail Votes	Total Votes
PROVIDENCE (cont'd)	2846	6	6	46	14	62	3	65
	2847	4	7	47	5	394	9	403
	2848			48	5	421	10	431
	2849			49	5	324	22	346
	2850			50	12	8	0	8
	2851			51	5	28	1	29
	2852			52	6	229	1	230
	2853			53	6	188	1	189
	2854			54	12	96	2	98
	2855			55	15	0	0	0
	2856		8	56	12	56	2	58
	2857			57	12	42	2	44
	2858			58	15	11	0	11
	2859	5		59	6	9	0	9
	2860			60	13	46	4	50
	2861			61	13	129	15	144
	2862			62	13	147	5	152
	2863			63	13	186	9	195
	2864			64	15	51	1	52
	2865	3	9	65	7	22	0	22
	2866			66	15	123	6	129
	2867	5		67	6	18	0	18
	2868			68	11	52	6	58
	2869			69	13	108	5	113
	2870			70	15	16	0	16
	2871			71	15	56	0	56
	2872	2	10	72	8	99	2	101
	2873			73	9	26	1	27
	2874	3		74	8	263	5	268
	2875			75	8	64	0	64
	2876			76	8	43	2	45
	2877	5		77	8	7	2	9
	2878			78	11	11	0	11
	2879			79	15	17	0	17
	2880	2	11	80	9	107	3	110
	2881			81	9	49	1	50
	2882			82	9	73	2	75
	2883			83	9	55	0	55
	2884			84	11	15	0	15
	2885	5		85	11	33	0	33
2886	2	12	86	10	77	1	78	
2887			87	10	84	1	85	
2888			88	10	50	3	53	
2889			89	10	35	0	35	
2890			90	11	30	8	38	
2891	5		91	11	13	6	19	
2892	3	13	92	7	288	6	294	
2893			93	7	109	2	111	
2894			94	7	176	4	180	
2895			95	7	148	8	156	
2896			96	15	101	3	104	
2897	5	11	97	8	9	0	9	
2898					0	0	0	
2899					0	1	1	
Total Votes						11,623	396	12,019

NOTE: The last line in each community, before "Total Votes", represents the votes cast on limited ballots.

**RI GENERAL ELECTION
November 5, 2002**

GOVERNOR

Donald L. CARCIERI

Community	Precinct	Senate District	Rep District	Vote District	Ward	Precinct Votes	Mail Votes	Total Votes
RICHMOND	2901	34	39	1		225	2	227
	2902			2		340	3	343
	2903			3		427	7	434
	2904			4		346	4	350
	2905			0		0	1	1
	Total Votes					1,338	17	1,355
SCITUATE	3001	24	41	1		609	30	639
	3002			2		448	15	463
	3003			3		670	30	700
	3004			4		693	22	715
	3005			5		557	13	570
	3006			0		0	0	0
Total Votes					2,977	110	3,087	
SMITHFIELD	3101	22	44	1		445	10	455
	3102			2		470	10	480
	3103			3		394	13	407
	3104			4		454	11	465
	3105			5		407	25	432
	3106			6	53	579	11	590
	3107			7		518	26	544
	3108			8		394	15	409
	3109			9		547	28	575
	3110			10		299	9	308
	3111			1		1	0	1
Total Votes					4,508	158	4,666	
SOUTH KINGSTOWN	3201	37	33	1		476	25	501
	3202			2		465	18	483
	3203			3	34	394	18	412
	3204			4		390	19	409
	3205			5	35	93	1	94
	3206			6		550	15	565
	3207			7		502	12	514
	3208			8		406	7	413
	3209			9		574	15	589
	3210			10	36	543	27	570
	3211			11		356	10	366
	3212			12		574	21	595
	3213			0		0	0	0
Total Votes					5,323	188	5,511	
TIVERTON	3301	10	70	1		581	16	597
	3302			2		202	2	204
	3303			3		313	9	322
	3304			4		414	8	422
	3305			5		298	11	309
	3306			6	71	98	1	99
	3307			7		231	2	233
	3308			12		519	7	526
	3309				8	0	3	3
Total Votes					2,656	59	2,715	

NOTE: The last line in each community, before "Total Votes", represents the votes cast on limited ballots.

**RI GENERAL ELECTION
November 5, 2002**

GOVERNOR

Donald L. CARCIERI

Community	Precinct	Senate District	Rep District	Vote District	Ward	Precinct Votes	Mail Votes	Total Votes
WARREN	3401	10	67	1		282	5	287
	3402			2		347	8	355
	3403			3		332	17	349
	3404			4		533	17	550
	3405	68		5		373	15	388
	3406					0	0	0
Total Votes						1,867	62	1,929
WARWICK	3501	28	19	1	1	300	5	305
	3502			2	1	276	9	285
	3503	29		3	1	571	11	582
	3504		4	1	353	6	359	
	3505		5	1	507	6	513	
	3506		6	1	437	23	460	
	3507		7	2	334	3	337	
	3508	31		8	2	95	0	95
	3509			20	9	2	141	2
	3510	10	2		385	6	391	
	3511	11	2		393	3	396	
	3512		12	3	297	1	298	
	3513		13	3	299	17	316	
	3514		14	7	325	3	328	
	3515		15	7	570	4	574	
	3516		16	8	348	20	368	
	3517		17	8	195	3	198	
	3518	29	21	18	2	344	3	347
	3519			19	3	178	24	202
	3520		20	3	495	20	515	
	3521		21	4	439	8	447	
	3522		22	4	463	15	478	
	3523		23	4	439	9	448	
	3524		24	4	343	4	347	
	3525		22	25	4	109	1	110
	3526			26	5	120	1	121
	3527	30		27	5	296	6	302
	3528			28	5	400	8	408
	3529		29	5	420	10	430	
	3530		30	5	380	7	387	
	3531		31	5	408	16	424	
	3532		32	6	349	2	351	
	3533	29	23	33	3	160	2	162
	3534			34	3	321	5	326
3535	30		35	6	237	1	238	
3536			36	6	204	6	210	
3537		37	6	579	9	588		
3538		38	6	380	12	392		
3539		39	7	410	10	420		
3540		40	7	518	10	528		
3541	30	24	41	7	116	2	118	
3542			42	9	417	26	443	
3543		43	9	365	8	373		
3544	31		44	7	114	0	114	
3545			45	8	328	7	335	
3546			46	8	404	7	411	
3547		47	9	524	9	533		

NOTE: The last line in each community, before "Total Votes", represents the votes cast on limited ballots.

**RI GENERAL ELECTION
November 5, 2002**

GOVERNOR

Donald L. CARCIERI

Community	Precinct	Senate District	Rep District	Vote District	Ward	Precinct Votes	Mail Votes	Total Votes
WARWICK (cont'd)	3548	31	24	48	9	705	16	721
	3549			49	9	452	19	471
	3550	33		50	9	240	12	252
	3551	35		51	9	367	14	381
	3552	31	26	52	8	313	10	323
	3553		27	53	8	389	27	416
	3554					3	0	3
Total Votes						18,555	468	19,023
WESTERLY	3601	38	36	1		348	7	355
	3602		37	2		362	9	371
	3603			3		426	26	452
	3604			4		401	39	440
	3605			5		387	22	409
	3606			6		307	11	318
	3607			7		280	9	289
	3608			8		193	15	208
	3609			9		274	9	283
	3610			10		269	8	277
	3611		38	11		208	6	214
	3612			12		178	3	181
	3613			13		361	6	367
	3614			14		162	0	162
	3615					0	0	0
Total Votes						4,156	170	4,326
WEST GREENWICH	3701	34	29	1		514	9	523
	3702			2		549	6	555
	3703		30	3		232	4	236
	3704					0	0	0
Total Votes						1,295	19	1,314
WEST WARWICK	3801	32	25	1	2	394	8	402
	3802			2	4	100	1	101
	3803			3	4	198	2	200
	3804			4	3	303	9	312
	3805			5	3	222	8	230
	3806		26	6	1	454	11	465
	3807			7	2	229	4	233
	3808			8	1	342	4	346
	3809			9	1	362	15	377
	3810		27	10	4	250	3	253
	3811			11	4	92	3	95
	3812			12	4	317	6	323
	3813	32		13	5	505	14	519
	3814			14	5	455	6	461
	3815	33		15	5	413	6	419
3816					0	4	4	
Total Votes						4,636	104	4,740

NOTE: The last line in each community, before "Total Votes", represents the votes cast on limited ballots.

**RI GENERAL ELECTION
November 5, 2002**

GOVERNOR

Donald L. CARCIERI

Community	Precinct	Senate District	Rep District	Vote District	Ward	Precinct Votes	Mail Votes	Total Votes
WOONSOCKET	3901					217	2	219
	3902	20	49	1		159	1	160
	3903	21		2		219	5	224
	3904			3		385	11	396
	3905			4		175	0	175
	3906			5		131	4	135
	3907	20	50	6		142	3	145
	3908	21		7		228	3	231
	3909			8		408	3	411
	3910			9		366	3	369
	3911			10		321	9	330
	3912			11		364	5	369
	3913	20	51	12		331	3	334
	3914			13		466	5	471
	3915			14		227	4	231
	3916			15		269	3	272
	3917			16		0	1	1
Total Votes						4,408	65	4,473
Statewide Total						176,264	5,563	181,827

NOTE: The last line in each community, before "Total Votes", represents the votes cast on limited ballots.

**RI GENERAL ELECTION
November 5, 2002**

LIEUTENANT GOVERNOR

Charles J. FOGARTY
DEMOCRAT

LIEUTENANT GOVERNOR

Community	Precinct	Senate District	Rep District	Vote District	Ward	Precinct Votes	Mail Votes	Total Votes
BARRINGTON	101	9	66	1		280	9	289
	102			2		231	3	234
	103			3		266	11	277
	104			4		318	14	332
	105			5		319	10	329
	106			6		251	11	262
	107		67	7		296	10	306
	108			8		258	6	264
	109					0	0	0
Total Votes						2,219	74	2,293
BRISTOL	201	9	68	1		287	8	295
	202			2		277	13	290
	203			3		331	47	378
	204			4		156	9	165
	205	10		5		129	2	131
	206	11		6		290	16	306
	207			7		72	3	75
	208	9	69	8		176	4	180
	209	10		9		356	47	403
	210	11		10		241	8	249
	211			11		352	18	370
	212					0	1	1
Total Votes						2,667	176	2,843
BURRILLVILLE	301	23	47	1		535	19	554
	302			2		462	44	506
	303			3		499	13	512
	304			4		436	6	442
	305			5		494	6	500
	306		48	6		488	5	493
	307					0	0	0
Total Votes						2,914	93	3,007
CENTRAL FALLS	401	16	56	1	1	271	4	275
	402			2	2	132	17	149
	403			3	3	369	15	384
	404			4	4	348	3	351
	405			5	5	113	2	115
	406		57	6	2	207	18	225
	407			7	4	81	2	83
	408			8	5	182	1	183
	409					0	4	4
Total Votes						1,703	66	1,769
CHARLESTOWN	501	34	36	1		197	6	203
	502	38		2		191	6	197
	503			3		277	4	281
	504			4		279	5	284
	505	34	39	5		62	1	63
	506	38		6		167	0	167
	507			7		181	2	183
	508					0	0	0
Total Votes						1,354	24	1,378

NOTE: The last line in each community, before "Total Votes", represents the votes cast on limited ballots.

**RI GENERAL ELECTION
November 5, 2002**

LIEUTENANT GOVERNOR

Charles J. FOGARTY

Community	Precinct	Senate District	Rep District	Vote District	Ward	Precinct Votes	Mail Votes	Total Votes
COVENTRY	601	33	25	1	3	367	1	368
	602		26	2	3	461	10	471
	603		27	3	4	341	5	346
	604	24	28	4	2	328	1	329
	605			5	2	287	4	291
	606			6	2	352	8	360
	607			7	4	108	1	109
	608			8	5	152	5	157
	609			9	1	335	6	341
	610			10	2	237	2	239
	611	33		11	3	388	12	400
	612			12	1	344	5	349
	613		29	13	5	315	23	338
	614			14	4	414	18	432
	615			15	5	390	7	397
	616			16	5	234	9	243
	617			17	4	269	1	270
	618	24	40	18	1	279	4	283
	619	33		19	1	97	11	108
		620					0	0
Total Votes						5,698	133	5,831
CRANSTON	701	26	14	1	3	267	3	270
	702			2	3	284	9	293
	703			3	3	211	6	217
	704			4	3	185	17	202
	705			5	3	204	4	208
	706			6	3	233	3	236
	707			7	5	291	9	300
	708			8	5	165	5	170
	709	28		9	3	308	3	311
	710	26	15	10	4	417	6	423
	711			11	4	430	10	440
	712			12	5	104	3	107
	713	27		13	4	426	10	436
	714			14	4	408	13	421
	715			15	6	322	13	335
	716			16	6	414	13	427
	717			17	6	190	34	224
	718	26	16	18	5	52	0	52
	719			19	4	191	7	198
	720	27		20	2	248	12	260
	721			21	6	384	15	399
	722			22	4	222	10	232
	723			23	6	519	28	547
	724			24	6	411	11	422
	725			25	6	96	1	97
	726	28		26	1	130	0	130
727		16	27	2	447	17	464	
728	26	17	28	5	353	16	369	
729	27		29	3	318	9	327	
730			30	5	418	14	432	
731			31	5	382	15	397	
732			32	2	189	4	193	
733			33	2	308	11	319	

NOTE: The last line in each community, before "Total Votes", represents the votes cast on limited ballots.

**RI GENERAL ELECTION
November 5, 2002**

LIEUTENANT GOVERNOR

Charles J. FOGARTY

Community	Precinct	Senate District	Rep District	Vote District	Ward	Precinct Votes	Mail Votes	Total Votes
CRANSTON (cont'd)	734	27	17	34	2	183	7	190
	735	28		35	3	175	4	179
	736			36	2	388	8	396
	737		18	37	2	259	13	272
	738			38	1	248	3	251
	739			39	1	386	12	398
	740			40	2	345	9	354
	741			41	1	327	13	340
	742			42	1	257	6	263
	743			43	1	401	26	427
	744			44	1	377	17	394
	745		19	45	1	294	11	305
	746	26	41	46	5	143	2	145
	747			47	4	300	11	311
	748			48	4	179	3	182
	749		42	49	5	387	9	396
	750			50	5	429	11	440
751					3	0	3	
Total Votes						14,608	496	15,104
CUMBERLAND	801	20	45	1	5	391	10	401
	802			2	5	401	7	408
	803			3	5	294	2	296
	804			4	5	218	2	220
	805	19	52	5	2	454	7	461
	806			6	3	417	15	432
	807			7	3	467	9	476
	808			8	3	402	9	411
	809			9	4	385	8	393
	810			10	4	301	30	331
	811	20		11	4	356	4	360
	812			12	4	274	4	278
	813	16	57	13	1	232	3	235
	814			14	1	267	4	271
	815	19		15	1	265	1	266
	816			16	1	267	6	273
	817			17	2	461	9	470
818			18	2	353	3	356	
819					0	1	1	
Total Votes						6,205	134	6,339
EAST GREENWICH	901	33	30	1		134	7	141
	902			2		261	3	264
	903	35		3		307	11	318
	904			4		355	39	394
	905			5		279	20	299
	906			6		122	5	127
	907			7		286	6	292
	908			8		187	10	197
	909					1	0	1
	Total Votes						1,932	101
EAST PROVIDENCE	1001	14	2	1	1	183	15	198
	1002			2	2	298	8	306
	1003	8	62	3	1	138	3	141
	1004	14		4	1	399	9	408
	1005	8	63	5	1	371	6	377

NOTE: The last line in each community, before "Total Votes", represents the votes cast on limited ballots.

**RI GENERAL ELECTION
November 5, 2002**

LIEUTENANT GOVERNOR

Charles J. FOGARTY

Community	Precinct	Senate District	Rep District	Vote District	Ward	Precinct Votes	Mail Votes	Total Votes
CRANSTON (cont'd)	734	27	17	34	2	183	7	190
	735	28		35	3	175	4	179
	736			36	2	388	8	396
	737		18	37	2	259	13	272
	738			38	1	248	3	251
	739			39	1	386	12	398
	740			40	2	345	9	354
	741			41	1	327	13	340
	742			42	1	257	6	263
	743			43	1	401	26	427
	744			44	1	377	17	394
	745		19	45	1	294	11	305
	746	26	41	46	5	143	2	145
	747			47	4	300	11	311
	748			48	4	179	3	182
	749		42	49	5	387	9	396
	750			50	5	429	11	440
751					3	0	3	
Total Votes						14,608	496	15,104
CUMBERLAND	801	20	45	1	5	391	10	401
	802			2	5	401	7	408
	803			3	5	294	2	296
	804			4	5	218	2	220
	805	19	52	5	2	454	7	461
	806			6	3	417	15	432
	807			7	3	467	9	476
	808			8	3	402	9	411
	809			9	4	385	8	393
	810			10	4	301	30	331
	811	20		11	4	356	4	360
	812			12	4	274	4	278
	813	16	57	13	1	232	3	235
	814			14	1	267	4	271
	815	19		15	1	265	1	266
	816			16	1	267	6	273
	817			17	2	461	9	470
818			18	2	353	3	356	
819					0	1	1	
Total Votes						6,205	134	6,339
EAST GREENWICH	901	33	30	1		134	7	141
	902			2		261	3	264
	903	35		3		307	11	318
	904			4		355	39	394
	905			5		279	20	299
	906			6		122	5	127
	907			7		286	6	292
	908			8		187	10	197
	909					1	0	1
Total Votes						1,932	101	2,033
EAST PROVIDENCE	1001	14	2	1	1	183	15	198
	1002			2	2	298	8	306
	1003	8	62	3	1	138	3	141
	1004	14		4	1	399	9	408
	1005	8	63	5	1	371	6	377

NOTE: The last line in each community, before "Total Votes", represents the votes cast on limited ballots.

**RI GENERAL ELECTION
November 5, 2002**

LIEUTENANT GOVERNOR

Charles J. FOGARTY

Community	Precinct	Senate District	Rep District	Vote District	Ward	Precinct Votes	Mail Votes	Total Votes
EAST PROVIDENCE (cont'd)	1006	14	63	6	1	482	27	509
	1007	18		7	1	238	10	248
	1008			8	2	89	5	94
	1009			9	3	556	49	605
	1010			10	3	412	11	423
	1011			11	3	362	39	401
	1012	14	64	12	1	264	5	269
	1013			13	1	446	29	475
	1014			14	2	538	17	555
	1015			15	2	403	23	426
	1016			16	2	449	16	465
	1017	18		17	2	96	16	112
	1018			18	3	294	13	307
	1019		65	19	3	115	5	120
	1020			20	3	279	11	290
	1021			21	4	388	24	412
	1022			22	4	444	22	466
	1023			23	4	523	16	539
	1024			24	4	377	13	390
	1025			25	4	443	9	452
1026		66	26	4	161	4	165	
1027					0	0	0	
Total Votes						8,748	405	9,153
EXETER	1101	34	31	1		322	7	329
	1102		39	2		246	12	258
	1103			3		284	6	290
	1104					0	0	0
Total Votes						852	25	877
FOSTER	1201	24	40	1		456	16	472
	1202			2		376	11	387
	1203					0	0	0
Total Votes						832	27	859
GLOCESTER	1301	23	40	1		528	22	550
	1302			2		541	7	548
	1303			3		511	14	525
	1304		47	4		133	1	134
	1305		53	5		546	14	560
	1306					0	3	3
Total Votes						2,259	61	2,320
HOPKINTON	1401	34	38	1		322	5	327
	1402			2		319	2	321
	1403			3		360	10	370
	1404					0	0	0
Total Votes						1,001	17	1,018
JAMESTOWN	1501	13	74	1		387	25	412
	1502			2		342	25	367
	1503			3		394	13	407
	1504					0	1	1
Total Votes						1,123	64	1,187
JOHNSTON	1601	25	13	1	2	242	7	249
	1602			2	2	302	10	312
	1603		42	3	1	280	10	290
	1604			4	2	59	3	62
	1605			5	2	379	52	431

NOTE: The last line in each community, before "Total Votes", represents the votes cast on limited ballots.

**RI GENERAL ELECTION
November 5, 2002**

LIEUTENANT GOVERNOR

Charles J. FOGARTY

Community	Precinct	Senate District	Rep District	Vote District	Ward	Precinct Votes	Mail Votes	Total Votes
JOHNSTON (cont'd)	1606	25	42	6	5	440	6	446
	1607			7	1	329	23	352
	1608			8	1	474	14	488
	1609		43	9	2	138	4	142
	1610			10	4	393	7	400
	1611			11	5	368	14	382
	1612			12	3	347	14	361
	1613			13	3	527	16	543
	1614			14	4	449	9	458
	1615			15	4	339	5	344
	1616			16	2	45	2	47
	1617			17	3	332	13	345
	1618		44	18	5	504	14	518
	1619					0	2	2
	Total Votes						5,947	225
LINCOLN	1701	7	44	1	3	328	5	333
	1702			2	3	359	20	379
	1703	19	45	3	5	227	3	230
	1704			4	4	106	3	109
	1705			5	5	586	21	607
	1706			6	4	410	8	418
	1707			7	3	50	1	51
	1708	7	46	8	4	278	5	283
	1709	17		9	1	291	7	298
	1710			10	1	337	14	351
	1711			11	1	247	6	253
	1712			12	2	252	10	262
	1713			13	3	186	0	186
	1714	19		14	4	145	0	145
	1715			15	2	483	11	494
	1716			16	2	165	1	166
	1717					0	0	0
Total Votes						4,450	115	4,565
LITTLE COMPTON	1801	12	71	1		281	22	303
	1802			2		234	14	248
	1803					0	0	0
Total Votes						515	36	551
MIDDLETOWN	1901	12	72	1		271	11	282
	1902			2		352	9	361
	1903			3		232	22	254
	1904			4		306	14	320
	1905		73	5		96	1	97
	1906		74	6		382	30	412
	1907			7		272	21	293
	1908			8		422	14	436
	1909					0	1	1
	Total Votes						2,333	123
NARRAGANSETT	2001	36	33	1		300	17	317
	2002			2		276	3	279
	2003			3		291	6	297
	2004			4		258	16	274
	2005			5		266	5	271
	2006		34	6		283	16	299
	2007			7		265	12	277

NOTE: The last line in each community, before "Total Votes", represents the votes cast on limited ballots.

**RI GENERAL ELECTION
November 5, 2002**

LIEUTENANT GOVERNOR

Charles J. FOGARTY

Community	Precinct	Senate District	Rep District	Vote District	Ward	Precinct Votes	Mail Votes	Total Votes
NARRAGANSETT (cont'd)	2008	36	34	8		282	12	294
	2009			9		333	18	351
	2010			10		240	19	259
	2011			11		265	23	288
	2012					0	0	0
Total Votes						3,059	147	3,206
NEWPORT	2101	12	72	1	3	130	4	134
	2102		73	2	2	280	8	288
	2103			3	2	129	6	135
	2104	13		4	2	180	10	190
	2105			5	2	203	5	208
	2106			6	1	404	10	414
	2107			7	1	90	2	92
	2108		75	8	1	178	13	191
	2109			9	3	177	17	194
	2110			10	3	229	15	244
	2111			11	3	258	19	277
	2112			12	4	240	14	254
	2113			13	4	262	14	276
	2114			14	4	312	12	324
	2115					0	1	1
Total Votes						3,072	150	3,222
NEW SHOREHAM	2201	37	36	1		339	66	405
	2202					0	0	0
Total Votes						339	66	405
NORTH KINGSTOWN	2301	35	31	1		282	7	289
	2302			2		362	15	377
	2303			3		421	25	446
	2304			4		380	11	391
	2305			5		401	16	417
	2306		32	6		108	17	125
	2307			7		279	17	296
	2308			8		334	13	347
	2309	36		9		291	10	301
	2310			10		447	23	470
	2311			11		348	20	368
	2312			12		405	18	423
	2313	35	33	13		247	5	252
	2314	36		14		54	4	58
	2315					0	0	0
Total Votes						4,359	201	4,560
NORTH PROVIDENCE	2401	7	6	1	3	450	10	460
	2402			2	3	545	7	552
	2403		54	3	1	424	13	437
	2404			4	1	546	15	561
	2405			5	1	384	10	394
	2406			6	1	631	9	640
	2407			7	3	493	15	508
	2408			8	3	431	9	440
	2409			9	1	152	25	177
	2410		55	10	1	469	8	477
	2411			11	2	277	3	280
	2412			12	2	456	9	465
	2413			13	3	321	24	345

NOTE: The last line in each community, before "Total Votes", represents the votes cast on limited ballots.

**RI GENERAL ELECTION
November 5, 2002**

LIEUTENANT GOVERNOR

Charles J. FOGARTY

Community	Precinct	Senate District	Rep District	Vote District	Ward	Precinct Votes	Mail Votes	Total Votes
NORTH PROVIDENCE (cont'd)	2414	17	55	14	2	565	15	580
	2415			15	2	402	4	406
	2416			16	2	315	1	316
	2417			17	2	469	11	480
	2418		58	18	2	120	2	122
	2419					0	0	0
Total Votes						7,450	190	7,640
NORTH SMITHFIELD	2501	21	48	1		333	46	379
	2502	22		2		389	7	396
	2503			3		501	9	510
	2504			4		454	7	461
	2505	23		5		261	4	265
	2506			6		431	12	443
	2507					0	2	2
Total Votes						2,369	87	2,456
PAWTUCKET	2601	16	46	1	6	62	1	63
	2602	17		2	6	258	3	261
	2603	16	58	3	5	145	1	146
	2604			4	6	108	7	115
	2605	17		5	5	274	1	275
	2606			6	6	361	3	364
	2607			7	6	472	14	486
	2608	15	59	8	4	477	18	495
	2609			9	4	256	3	259
	2610			10	6	25	0	25
	2611			11	5	486	15	501
	2612			12	5	275	17	292
	2613	16		13	6	302	18	320
	2614	17		14	4	18	0	18
	2615			15	5	59	0	59
	2616	8	60	16	1	439	11	450
	2617			17	2	163	9	172
	2618	15		18	1	348	11	359
	2619			19	2	273	7	280
	2620			20	4	267	9	276
	2621	8	61	21	1	471	13	484
	2622			22	1	430	17	447
	2623			23	2	464	10	474
	2624			24	2	362	15	377
	2625			25	2	445	8	453
	2626			26	3	610	14	624
	2627		62	27	3	492	20	512
	2628			28	3	449	16	465
	2629	15		29	3	361	23	384
	2630			30	4	279	4	283
	2631			31	4	358	27	385
	2632	8	63	32	3	222	28	250
	2633					0	0	0
Total Votes						10,011	343	10,354
PORTSMOUTH	2701	11	69	1		27	2	29
	2702			2		151	4	155
	2703			3		232	9	241
	2704		70	4		211	5	216
	2705			5		211	9	220

NOTE: The last line in each community, before "Total Votes", represents the votes cast on limited ballots.

RI GENERAL ELECTION
November 5, 2002

LIEUTENANT GOVERNOR

Charles J. FOGARTY

Community	Precinct	Senate District	Rep District	Vote District	Ward	Precinct Votes	Mail Votes	Total Votes
PORTSMOUTH (cont'd)	2706	11	71	6		286	13	299
	2707			7		247	29	276
	2708			8		232	14	246
	2709		72	9		241	12	253
	2710			10		240	8	248
	2711			11		215	12	227
	2712			12		235	12	247
	2713					0	0	0
	Total Votes						2,528	129
PROVIDENCE	2801	4	1	1	12	188	0	188
	2802			2	12	228	6	234
	2803	6		3	4	290	21	311
	2804			4	4	234	5	239
	2805			5	5	143	2	145
	2806			6	12	137	4	141
	2807			7	14	67	0	67
	2808	1	2	8	1	304	15	319
	2809			9	11	8	0	8
	2810	5		10	13	13	1	14
	2811			11	11	123	8	131
	2812	14		12	13	67	4	71
	2813			13	1	362	26	388
	2814			14	1	214	32	246
	2815			15	1	151	10	161
	2816			16	2	61	0	61
	2817	1	3	17	1	162	4	166
	2818			18	1	136	0	136
	2819			19	2	236	10	246
	2820			20	2	224	2	226
	2821			21	2	234	6	240
	2822			22	2	398	6	404
	2823			23	2	343	11	354
	2824			24	3	47	3	50
	2825	14		25	1	79	2	81
	2826	1	4	26	2	393	17	410
	2827			27	2	315	12	327
	2828			28	3	349	15	364
	2829			29	3	336	7	343
	2830			30	3	395	12	407
	2831			31	3	355	21	376
	2832			32	3	474	20	494
2833	6		33	3	113	28	141	
2834		5	34	4	578	10	588	
2835			35	4	488	57	545	
2836			36	5	149	6	155	
2837			37	14	182	7	189	
2838			38	14	320	7	327	
2839			39	14	468	12	480	
2840	4	6	40	5	103	0	103	
2841			41	6	409	24	433	
2842			42	6	208	29	237	
2843	6	6	43	5	33	0	33	
2844			44	14	348	12	360	
2845			45	5	271	5	276	

NOTE: The last line in each community, before "Total Votes", represents the votes cast on limited ballots.

**RI GENERAL ELECTION
November 5, 2002**

LIEUTENANT GOVERNOR

Charles J. FOGARTY

Community	Precinct	Senate District	Rep District	Vote District	Ward	Precinct Votes	Mail Votes	Total Votes
PROVIDENCE (cont'd)	2846	6	6	46	14	62	5	67
	2847	4	7	47	5	511	9	520
	2848			48	5	426	21	447
	2849			49	5	392	52	444
	2850			50	12	11	0	11
	2851			51	5	53	1	54
	2852			52	6	365	5	370
	2853			53	6	327	4	331
	2854			54	12	173	7	180
	2855			55	15	5	0	5
	2856		8	56	12	135	4	139
	2857			57	12	38	2	40
	2858			58	15	16	0	16
	2859	5		59	6	31	0	31
	2860			60	13	62	3	65
	2861			61	13	189	23	212
	2862			62	13	257	13	270
	2863			63	13	302	11	313
	2864			64	15	171	3	174
	2865	3	9	65	7	132	2	134
	2866			66	15	323	25	348
	2867	5		67	6	37	1	38
	2868			68	11	320	24	344
	2869			69	13	360	18	378
	2870			70	15	47	0	47
	2871			71	15	143	1	144
	2872	2	10	72	8	259	8	267
	2873			73	9	59	1	60
	2874	3		74	8	568	38	606
	2875			75	8	286	23	309
	2876			76	8	317	15	332
	2877	5		77	8	37	12	49
	2878			78	11	74	4	78
2879			79	15	48	1	49	
2880	2	11	80	9	480	8	488	
2881			81	9	453	10	463	
2882			82	9	450	6	456	
2883			83	9	274	3	277	
2884			84	11	100	0	100	
2885	5		85	11	161	3	164	
2886	2	12	86	10	398	6	404	
2887			87	10	284	2	286	
2888			88	10	340	7	347	
2889			89	10	356	7	363	
2890			90	11	248	22	270	
2891	5		91	11	122	24	146	
2892	3	13	92	7	466	20	486	
2893			93	7	287	11	298	
2894			94	7	239	12	251	
2895			95	7	297	16	313	
2896			96	15	211	14	225	
2897	5	11	97	8	42	4	46	
2898					0	1	1	
2899					0	2	2	
Total Votes						22,480	993	23,473

NOTE: The last line in each community, before "Total Votes", represents the votes cast on limited ballots.

**RI GENERAL ELECTION
November 5, 2002**

LIEUTENANT GOVERNOR

Charles J. FOGARTY

Community	Precinct	Senate District	Rep District	Vote District	Ward	Precinct Votes	Mail Votes	Total Votes
RICHMOND	2901	34	39	1		131	0	131
	2902			2		255	8	263
	2903			3		356	4	360
	2904			4		273	4	277
	2905					0	1	1
	Total Votes						1,015	17
SCITUATE	3001	24	41	1		396	18	414
	3002			2		283	8	291
	3003			3		359	19	378
	3004			4		427	15	442
	3005			5		335	8	343
	3006					0	0	0
	Total Votes						1,800	68
SMITHFIELD	3101	22	44	1		408	7	415
	3102			2		502	11	513
	3103			3		375	10	385
	3104			4		513	12	525
	3105			5		339	42	381
	3106		53	6		610	12	622
	3107			7		476	38	514
	3108			8		302	9	311
	3109			9		530	57	587
	3110			10		264	7	271
	3111					1	0	1
	Total Votes						4,320	205
SOUTH KINGSTOWN	3201	37	33	1		338	14	352
	3202			2		429	18	447
	3203		34	3		342	17	359
	3204			4		412	18	430
	3205		35	5		65	4	69
	3206			6		431	14	445
	3207			7		361	10	371
	3208			8		302	12	314
	3209			9		439	13	452
	3210		36	10		374	20	394
	3211			11		297	5	302
	3212			12		413	14	427
	3213					0	0	0
	Total Votes						4,203	159
TIVERTON	3301	10	70	1		277	10	287
	3302			2		234	3	237
	3303			3		397	4	401
	3304			4		391	11	402
	3305			5		309	16	325
	3306		71	6		125	1	126
	3307	12		7		198	0	198
	3308			8		350	8	358
	3309					0	1	1
Total Votes						2,281	54	2,335

NOTE: The last line in each community, before "Total Votes", represents the votes cast on limited ballots.

**RI GENERAL ELECTION
November 5, 2002**

LIEUTENANT GOVERNOR

Charles J. FOGARTY

Community	Precinct	Senate District	Rep District	Vote District	Ward	Precinct Votes	Mail Votes	Total Votes
WARREN	3401	10	67	1		159	5	164
	3402			2		198	5	203
	3403			3		246	28	274
	3404			4		270	8	278
	3405	68		5		174	24	198
	3406					0	0	0
Total Votes						1,047	70	1,117
WARWICK	3501	28	19	1	1	346	5	351
	3502			2	1	305	8	313
	3503	29		3	1	457	6	463
	3504			4	1	278	6	284
	3505			5	1	458	7	465
	3506			6	1	289	16	305
	3507			7	2	374	1	375
	3508	31		8	2	135	3	138
	3509			20		9	2	149
	3510	10	2			427	6	433
	3511	11	2			449	5	454
	3512			12	3	350	1	351
	3513			13	3	259	17	276
	3514			14	7	324	5	329
	3515			15	7	434	15	449
	3516			16	8	295	29	324
	3517			17	8	232	4	236
	3518	29	21	18	2	367	5	372
	3519			19	3	177	19	196
	3520			20	3	567	6	573
	3521			21	4	467	9	476
	3522			22	4	465	11	476
	3523			23	4	478	11	489
	3524			24	4	323	6	329
	3525		22	25	4	108	3	111
	3526			26	5	97	4	101
	3527	30		27	5	363	7	370
	3528			28	5	406	13	419
	3529			29	5	438	14	452
	3530			30	5	300	6	306
	3531			31	5	201	5	206
	3532			32	6	421	5	426
	3533	29	23	33	3	185	1	186
	3534			34	3	360	6	366
3535	30		35	6	369	3	372	
3536			36	6	285	7	292	
3537			37	6	442	5	447	
3538			38	6	351	13	364	
3539			39	7	409	8	417	
3540			40	7	391	7	398	
3541	30	24	41	7	94	0	94	
3542			42	9	231	12	243	
3543			43	9	213	5	218	
3544	31		44	7	108	2	110	
3545			45	8	269	8	277	
3546			46	8	376	14	390	
3547			47	9	408	9	417	

NOTE: The last line in each community, before "Total Votes", represents the votes cast on limited ballots.

**RI GENERAL ELECTION
November 5, 2002**

LIEUTENANT GOVERNOR

Charles J. FOGARTY

Community	Precinct	Senate District	Rep District	Vote District	Ward	Precinct Votes	Mail Votes	Total Votes
WARWICK (cont'd)	3548	31	24	48	9	450	5	455
	3549			49	9	310	6	316
	3550	33		50	9	131	4	135
	3551	35		51	9	248	5	253
	3552	31	26	52	8	336	9	345
	3553		27	53	8	284	20	304
	3554					4	0	4
Total Votes						16,993	410	17,403
WESTERLY	3601	38	36	1		274	8	282
	3602		37	2		268	6	274
	3603			3		310	20	330
	3604			4		225	14	239
	3605			5		287	21	308
	3606			6		279	12	291
	3607			7		264	12	276
	3608			8		239	16	255
	3609			9		282	10	292
	3610			10		286	15	301
	3611		38	11		222	7	229
	3612			12		181	4	185
	3613			13		272	11	283
	3614			14		154	2	156
	3615					0	0	0
Total Votes						3,543	158	3,701
WEST GREENWICH	3701	34	29	1		274	6	280
	3702			2		395	7	402
	3703		30	3		116	2	118
	3704					0	1	1
Total Votes						785	16	801
WEST WARWICK	3801	32	25	1	2	442	16	458
	3802			2	4	101	2	103
	3803			3	4	205	3	208
	3804			4	3	394	6	400
	3805			5	3	255	2	257
	3806		26	6	1	444	20	464
	3807			7	2	277	9	286
	3808			8	1	325	5	330
	3809			9	1	376	18	394
	3810		27	10	4	251	6	257
	3811			11	4	86	3	89
	3812			12	4	289	13	302
	3813	32		13	5	442	18	460
	3814			14	5	385	9	394
	3815	33		15	5	269	3	272
	3816					0	2	2
Total Votes						4,541	135	4,676

NOTE: The last line in each community, before "Total Votes", represents the votes cast on limited ballots.

**RI GENERAL ELECTION
November 5, 2002**

LIEUTENANT GOVERNOR

Charles J. FOGARTY

Community	Precinct	Senate District	Rep District	Vote District	Ward	Precinct Votes	Mail Votes	Total Votes
WOONSOCKET	3901					292	2	294
	3902	20	49	1		342	1	343
	3903	21		2		381	8	389
	3904			3		371	19	390
	3905			4		261	12	273
	3906			5		178	5	183
	3907	20	50	6		199	5	204
	3908	21		7		321	6	327
	3909			8		443	4	447
	3910			9		456	2	458
	3911			10		396	28	424
	3912			11		404	5	409
	3913	20	51	12		452	7	459
	3914			13		398	6	404
	3915			14		313	3	316
	3916			15		346	4	350
	3917			16		0	0	0
Total Votes						5,553	117	5,670
Statewide Total						169,108	6,110	175,218

NOTE: The last line in each community, before "Total Votes", represents the votes cast on limited ballots.

**RI GENERAL ELECTION
November 5, 2002**

LIEUTENANT GOVERNOR

John A. PAGLIARINI, JR.
REPUBLICAN

LIEUTENANT GOVERNOR

Community	Pre-cinct	Senate District	Rep District	Vote District	Ward	Precinct Votes	Mail Votes	Total Votes
BARRINGTON	101	9	66	1		182	5	187
	102			2		181	2	183
	103			3		227	12	239
	104			4		206	10	216
	105			5		275	14	289
	106			6		356	22	378
	107		67	7		151	4	155
	108			8		174	11	185
	109					0	0	0
Total Votes						1,752	80	1,832
BRISTOL	201	9	68	1		191	13	204
	202			2		202	14	216
	203			3		140	10	150
	204			4		70	4	74
	205	10		5		82	5	87
	206	11		6		146	6	152
	207			7		80	0	80
	208	9	69	8		55	0	55
	209	10		9		123	23	146
	210	11		10		73	4	77
	211			11		103	5	108
	212					0	0	0
Total Votes						1,265	84	1,349
BURRILLVILLE	301	23	47	1		121	4	125
	302			2		148	9	157
	303			3		179	5	184
	304			4		72	1	73
	305			5		163	2	165
	306		48	6		213	1	214
	307					0	3	3
	Total Votes						896	25
CENTRAL FALLS	401	16	56	1	1	56	1	57
	402			2	2	18	3	21
	403			3	3	43	1	44
	404			4	4	55	0	55
	405			5	5	32	0	32
	406		57	6	2	38	3	41
	407			7	4	15	0	15
	408			8	5	47	0	47
	409					0	0	0
	Total Votes						304	8
CHARLESTOWN	501	34	36	1		133	3	136
	502	38		2		126	6	132
	503			3		189	6	195
	504			4		305	8	313
	505	34	39	5		38	1	39
	506	38		6		104	5	109
	507			7		118	3	121
	508					0	0	0
Total Votes						1,013	32	1,045

NOTE: The last line in each community, before "Total Votes", represents the votes cast on limited ballots.

**RI GENERAL ELECTION
November 5, 2002**

LIEUTENANT GOVERNOR

John A. PAGLIARINI, JR.

Community	Precinct	Senate District	Rep District	Vote District	Ward	Precinct Votes	Mail Votes	Total Votes
COVENTRY	601	33	25	1	3	164	1	165
	602		26	2	3	257	2	259
	603		27	3	4	187	2	189
	604	24	28	4	2	196	3	199
	605			5	2	181	0	181
	606			6	2	174	3	177
	607			7	4	61	1	62
	608			8	5	149	0	149
	609			9	1	238	2	240
	610			10	2	93	1	94
	611	33		11	3	191	7	198
	612			12	1	225	7	232
	613		29	13	5	134	7	141
	614			14	4	169	2	171
	615			15	5	203	2	205
	616			16	5	276	9	285
	617			17	4	156	4	160
	618	24	40	18	1	201	7	208
	619	33		19	1	78	4	82
	620					0	0	0
Total Votes						3,333	64	3,397
CRANSTON	701	26	14	1	3	119	9	128
	702			2	3	131	3	134
	703			3	3	62	4	66
	704			4	3	72	1	73
	705			5	3	98	7	105
	706			6	3	99	3	102
	707			7	5	132	3	135
	708			8	5	78	2	80
	709	28		9	3	175	0	175
	710	26	15	10	4	323	11	334
	711			11	4	296	4	300
	712			12	5	91	4	95
	713	27		13	4	362	14	376
	714			14	4	271	1	272
	715			15	6	176	10	186
	716			16	6	259	12	271
	717			17	6	102	14	116
	718	26	16	18	5	21	0	21
	719			19	4	143	4	147
	720	27		20	2	128	5	133
	721			21	6	328	13	341
	722			22	4	117	2	119
	723			23	6	365	26	391
	724			24	6	224	7	231
	725			25	6	48	3	51
	726	28		26	1	37	0	37
	727		16	27	2	208	1	209
	728	26	17	28	5	137	8	145
	729	27		29	3	161	7	168
	730			30	5	294	9	303
	731			31	5	242	3	245
	732			32	2	102	5	107
	733			33	2	156	3	159

NOTE: The last line in each community, before "Total Votes", represents the votes cast on limited ballots.

**RI GENERAL ELECTION
November 5, 2002**

LIEUTENANT GOVERNOR

John A. PAGLIARINI, JR.

Community	Precinct	Senate District	Rep District	Vote District	Ward	Precinct Votes	Mail Votes	Total Votes
CRANSTON (cont'd)	734	27	17	34	2	112	6	118
	735	28		35	3	88	3	91
	736			36	2	216	4	220
	737		18	37	2	96	4	100
	738			38	1	97	3	100
	739			39	1	156	0	156
	740			40	2	171	1	172
	741			41	1	90	3	93
	742			42	1	102	3	105
	743			43	1	177	21	198
	744			44	1	151	2	153
	745		19	45	1	140	0	140
	746	26	41	46	5	181	6	187
	747			47	4	212	1	213
	748			48	4	156	6	162
	749		42	49	5	171	3	174
	750			50	5	253	9	262
751					1	0	1	
Total Votes						8,127	273	8,400
CUMBERLAND	801	20	45	1	5	270	10	280
	802			2	5	162	2	164
	803			3	5	145	4	149
	804			4	5	109	2	111
	805	19	52	5	2	139	0	139
	806			6	3	185	10	195
	807			7	3	226	5	231
	808			8	3	210	8	218
	809			9	4	291	6	297
	810			10	4	270	20	290
	811	20		11	4	219	7	226
	812			12	4	196	7	203
	813	16	57	13	1	38	0	38
	814			14	1	61	0	61
	815	19		15	1	88	1	89
	816			16	1	55	1	56
	817			17	2	151	0	151
818			18	2	140	2	142	
819					0	0	0	
Total Votes						2,955	85	3,040
EAST GREENWICH	901	33	30	1		195	12	207
	902			2		312	16	328
	903	35		3		274	10	284
	904			4		388	26	414
	905			5		189	11	200
	906			6		187	15	202
	907			7		329	11	340
	908			8		240	12	252
	909					1	0	1
	Total Votes					2,115	113	2,228
EAST PROVIDENCE	1001	14	2	1	1	25	1	26
	1002			2	2	62	2	64
	1003	8	62	3	1	37	0	37
	1004	14		4	1	120	3	123
	1005	8	63	5	1	107	3	110

NOTE: The last line in each community, before "Total Votes", represents the votes cast on limited ballots.

**RI GENERAL ELECTION
November 5, 2002**

LIEUTENANT GOVERNOR

John A. PAGLIARINI, JR.

Community	Precinct	Senate District	Rep District	Vote District	Ward	Precinct Votes	Mail Votes	Total Votes
EAST PROVIDENCE (cont'd)	1006	14	63	6	1	218	9	227
	1007	18		7	1	140	5	145
	1008			8	2	16	1	17
	1009			9	3	174	16	190
	1010			10	3	95	3	98
	1011			11	3	132	4	136
	1012	14	64	12	1	51	4	55
	1013			13	1	85	9	94
	1014			14	2	108	2	110
	1015			15	2	60	0	60
	1016			16	2	76	2	78
	1017	18		17	2	36	0	36
	1018			18	3	56	0	56
	1019		65	19	3	38	2	40
	1020			20	3	73	2	75
	1021			21	4	121	3	124
	1022			22	4	156	7	163
	1023			23	4	203	11	214
	1024			24	4	132	3	135
	1025			25	4	176	4	180
1026		66	26	4	67	3	70	
1027					0	0	0	
Total Votes						2,564	99	2,663
EXETER	1101	34	31	1		248	14	262
	1102		39	2		239	9	248
	1103			3		276	5	281
	1104					0	0	0
	Total Votes					763	28	791
FOSTER	1201	24	40	1		253	5	258
	1202			2		250	14	264
	1203					0	0	0
	Total Votes					503	19	522
GLOCESTER	1301	23	40	1		143	3	146
	1302			2		165	4	169
	1303			3		147	3	150
	1304		47	4		49	2	51
	1305		53	5		130	1	131
	1306					0	0	0
	Total Votes					634	13	647
HOPKINTON	1401	34	38	1		193	8	201
	1402			2		203	2	205
	1403			3		250	4	254
	1404					0	0	0
	Total Votes					646	14	660
JAMESTOWN	1501	13	74	1		214	21	235
	1502			2		214	13	227
	1503			3		254	15	269
	1504					0	2	2
	Total Votes					682	51	733
JOHNSTON	1601	25	13	1	2	86	1	87
	1602			2	2	175	5	180
	1603		42	3	1	91	3	94
	1604			4	2	30	0	30
	1605			5	2	182	14	196

NOTE: The last line in each community, before "Total Votes", represents the votes cast on limited ballots.

**RI GENERAL ELECTION
November 5, 2002**

LIEUTENANT GOVERNOR

John A. PAGLIARINI, JR.

Community	Precinct	Senate District	Rep District	Vote District	Ward	Precinct Votes	Mail Votes	Total Votes
JOHNSTON (cont'd)	1606	25	42	6	5	221	4	225
	1607			7	1	114	7	121
	1608			8	1	167	4	171
	1609		43	9	2	75	1	76
	1610			10	4	161	3	164
	1611			11	5	175	5	180
	1612			12	3	115	4	119
	1613			13	3	180	5	185
	1614			14	4	189	2	191
	1615			15	4	137	8	145
	1616			16	2	20	2	22
	1617			17	3	108	1	109
	1618		44	18	5	277	8	285
	1619					0	1	1
Total Votes						2,503	78	2,581
LINCOLN	1701	7	44	1	3	225	4	229
	1702			2	3	296	6	302
	1703	19	45	3	5	145	4	149
	1704			4	4	61	1	62
	1705			5	5	226	5	231
	1706			6	4	252	10	262
	1707			7	3	26	2	28
	1708	7	46	8	4	205	11	216
	1709	17		9	1	138	4	142
	1710			10	1	230	6	236
	1711			11	1	126	6	132
	1712			12	2	108	5	113
	1713			13	3	102	7	109
	1714	19		14	4	39	0	39
	1715			15	2	270	10	280
	1716			16	2	79	3	82
	1717					0	0	0
Total Votes						2,528	84	2,612
LITTLE COMPTON	1801	12	71	1		268	34	302
	1802			2		257	20	277
	1803					0	0	0
Total Votes						525	54	579
MIDDLETOWN	1901	12	72	1		174	18	192
	1902			2		195	21	216
	1903			3		135	14	149
	1904			4		157	20	177
	1905		73	5		36	1	37
	1906		74	6		189	14	203
	1907			7		147	5	152
	1908			8		226	17	243
	1909					0	1	1
	Total Votes						1,259	111
NARRAGANSETT	2001	36	33	1		184	10	194
	2002			2		125	1	126
	2003			3		125	4	129
	2004			4		144	12	156
	2005			5		165	8	173
	2006		34	6		191	14	205
	2007			7		142	11	153

NOTE: The last line in each community, before "Total Votes", represents the votes cast on limited ballots.

**RI GENERAL ELECTION
November 5, 2002**

LIEUTENANT GOVERNOR

John A. PAGLIARINI, JR.

Community	Precinct	Senate District	Rep District	Vote District	Ward	Precinct Votes	Mail Votes	Total Votes
NARRAGANSETT (cont'd)	2008	36	34	8		169	6	175
	2009			9		194	24	218
	2010			10		99	9	108
	2011			11		160	16	176
	2012					0	0	0
	Total Votes						1,698	115
NEWPORT	2101	12	72	1	3	66	5	71
	2102		73	2	2	129	9	138
	2103			3	2	46	1	47
	2104	13		4	2	66	4	70
	2105			5	2	42	4	46
	2106			6	1	135	3	138
	2107			7	1	34	2	36
	2108		75	8	1	88	10	98
	2109			9	3	121	5	126
	2110			10	3	170	24	194
	2111			11	3	138	5	143
	2112			12	4	90	10	100
	2113			13	4	196	11	207
	2114			14	4	176	18	194
	2115					0	0	0
Total Votes						1,497	111	1,608
NEW SHOREHAM	2201	37	36	1		221	67	288
	2202					0	0	0
Total Votes						221	67	288
NORTH KINGSTOWN	2301	35	31	1		226	6	232
	2302			2		284	8	292
	2303			3		348	20	368
	2304			4		221	13	234
	2305			5		246	14	260
	2306		32	6		162	12	174
	2307			7		205	13	218
	2308			8		236	5	241
	2309	36		9		279	7	286
	2310			10		376	25	401
	2311			11		331	20	351
	2312			12		329	23	352
	2313	35	33	13		260	8	268
	2314	36		14		57	0	57
	2315					0	2	2
Total Votes						3,560	176	3,736
NORTH PROVIDENCE	2401	7	6	1	3	138	2	140
	2402			2	3	223	5	228
	2403		54	3	1	89	1	90
	2404			4	1	128	4	132
	2405			5	1	101	1	102
	2406			6	1	177	4	181
	2407			7	3	139	0	139
	2408			8	3	165	2	167
	2409			9	1	93	4	97
	2410		55	10	1	184	3	187
	2411			11	2	181	5	186
	2412			12	2	271	10	281
	2413			13	3	116	2	118

NOTE: The last line in each community, before "Total Votes", represents the votes cast on limited ballots.

**RI GENERAL ELECTION
November 5, 2002**

LIEUTENANT GOVERNOR

John A. PAGLIARINI, JR.

Community	Precinct	Senate District	Rep District	Vote District	Ward	Precinct Votes	Mail Votes	Total Votes
NORTH PROVIDENCE (cont'd)	2414	17	55	14	2	159	4	163
	2415			15	2	134	3	137
	2416			16	2	96	3	99
	2417			17	2	136	6	142
	2418		58	18	2	50	0	50
	2419					0	0	0
Total Votes						2,580	59	2,639
NORTH SMITHFIELD	2501	21	48	1		148	11	159
	2502	22		2		232	4	236
	2503			3		237	3	240
	2504			4		220	0	220
	2505	23		5		108	1	109
	2506			6		177	2	179
	2507					0	0	0
Total Votes						1,122	21	1,143
PAWTUCKET	2601	16	46	1	6	5	0	5
	2602	17		2	6	63	1	64
	2603	16	58	3	5	21	0	21
	2604			4	6	19	0	19
	2605	17		5	5	47	2	49
	2606			6	6	115	2	117
	2607			7	6	150	4	154
	2608	15	59	8	4	133	5	138
	2609			9	4	44	1	45
	2610			10	6	5	0	5
	2611			11	5	108	1	109
	2612			12	5	54	5	59
	2613	16		13	6	27	2	29
	2614	17		14	4	5	0	5
	2615			15	5	15	0	15
	2616	8	60	16	1	135	5	140
	2617			17	2	40	0	40
	2618	15		18	1	73	6	79
	2619			19	2	38	0	38
	2620			20	4	75	3	78
	2621	8	61	21	1	159	4	163
	2622			22	1	91	2	93
	2623			23	2	144	5	149
	2624			24	2	98	3	101
	2625			25	2	137	2	139
	2626			26	3	208	5	213
2627		62	27	3	127	2	129	
2628			28	3	108	2	110	
2629	15		29	3	74	0	74	
2630			30	4	81	1	82	
2631			31	4	69	6	75	
2632	8	63	32	3	61	0	61	
2633					0	0	0	
Total Votes						2,529	69	2,598
PORTSMOUTH	2701	11	69	1		20	3	23
	2702			2		136	7	143
	2703			3		168	12	180
	2704		70	4		109	8	117
	2705			5		105	8	113

NOTE: The last line in each community, before "Total Votes", represents the votes cast on limited ballots.

**RI GENERAL ELECTION
November 5, 2002**

LIEUTENANT GOVERNOR

John A. PAGLIARINI, JR.

Community	Precinct	Senate District	Rep District	Vote District	Ward	Precinct Votes	Mail Votes	Total Votes
PORTSMOUTH (cont'd)	2706	11	71	6		200	15	215
	2707			7		270	17	287
	2708			8		145	8	153
	2709		72	9		165	7	172
	2710			10		237	18	255
	2711			11		163	14	177
	2712			12		217	14	231
	2713					0	1	1
	Total Votes						1,935	132
PROVIDENCE	2801	4	1	1	12	32	0	32
	2802			2	12	29	0	29
	2803	6		3	4	51	2	53
	2804			4	4	53	1	54
	2805			5	5	33	1	34
	2806			6	12	21	0	21
	2807			7	14	33	0	33
	2808	1	2	8	1	86	3	89
	2809			9	11	2	0	2
	2810	5		10	13	0	0	0
	2811			11	11	43	4	47
	2812	14		12	13	15	2	17
	2813			13	1	37	6	43
	2814			14	1	36	4	40
	2815			15	1	41	5	46
	2816			16	2	17	1	18
	2817	1	3	17	1	36	1	37
	2818			18	1	21	0	21
	2819			19	2	84	6	90
	2820			20	2	66	0	66
	2821			21	2	76	5	81
	2822			22	2	103	2	105
	2823			23	2	107	2	109
	2824			24	3	8	0	8
	2825	14	3	25	1	27	5	32
	2826	1	4	26	2	123	2	125
	2827			27	2	175	8	183
	2828			28	3	21	0	21
	2829			29	3	35	2	37
	2830			30	3	65	2	67
	2831			31	3	55	2	57
	2832			32	3	84	8	92
2833	6		33	3	11	5	16	
2834		5	34	4	149	5	154	
2835			35	4	133	5	138	
2836			36	5	51	1	52	
2837			37	14	47	0	47	
2838			38	14	125	4	129	
2839			39	14	159	2	161	
2840	4	6	40	5	34	0	34	
2841			41	6	99	3	102	
2842			42	6	40	1	41	
2843	6	6	43	5	18	0	18	
2844			44	14	119	2	121	
2845			45	5	101	1	102	

NOTE: The last line in each community, before "Total Votes", represents the votes cast on limited ballots.

**RI GENERAL ELECTION
November 5, 2002**

LIEUTENANT GOVERNOR

John A. PAGLIARINI, JR.

Community	Precinct	Senate District	Rep District	Vote District	Ward	Precinct Votes	Mail Votes	Total Votes
PROVIDENCE (cont'd)	2846	6	6	46	14	23	1	24
	2847	4	7	47	5	139	5	144
	2848			48	5	171	2	173
	2849			49	5	113	8	121
	2850			50	12	2	0	2
	2851			51	5	15	0	15
	2852			52	6	88	1	89
	2853			53	6	68	0	68
	2854			54	12	35	0	35
	2855			55	15	0	0	0
	2856		8	56	12	23	0	23
	2857			57	12	20	2	22
	2858			58	15	5	1	6
	2859	5		59	6	2	0	2
	2860			60	13	22	2	24
	2861			61	13	62	3	65
	2862			62	13	63	0	63
	2863			63	13	80	2	82
	2864			64	15	26	0	26
	2865	3	9	65	7	8	0	8
	2866			66	15	56	2	58
	2867	5		67	6	4	0	4
	2868			68	11	17	4	21
	2869			69	13	37	3	40
	2870			70	15	8	0	8
	2871			71	15	24	0	24
	2872	2	10	72	8	42	1	43
	2873			73	9	11	1	12
	2874	3		74	8	107	1	108
	2875			75	8	39	0	39
	2876			76	8	33	0	33
	2877	5		77	8	2	2	4
	2878			78	11	3	0	3
2879			79	15	8	0	8	
2880	2	11	80	9	41	0	41	
2881			81	9	23	0	23	
2882			82	9	39	1	40	
2883			83	9	31	0	31	
2884			84	11	8	0	8	
2885	5		85	11	16	0	16	
2886	2	12	86	10	37	1	38	
2887			87	10	28	0	28	
2888			88	10	25	1	26	
2889			89	10	18	0	18	
2890			90	11	12	4	16	
2891	5		91	11	8	2	10	
2892	3	13	92	7	102	0	102	
2893			93	7	38	1	39	
2894			94	7	88	1	89	
2895			95	7	49	2	51	
2896			96	15	47	0	47	
2897	5	11	97	8	8	0	8	
2898					0	0	0	
2899					0	0	0	
Total Votes						4,675	157	4,832

NOTE: The last line in each community, before "Total Votes", represents the votes cast on limited ballots.

**RI GENERAL ELECTION
November 5, 2002**

LIEUTENANT GOVERNOR

John A. PAGLIARINI, JR.

Community	Precinct	Senate District	Rep District	Vote District	Ward	Precinct Votes	Mail Votes	Total Votes	
RICHMOND	2901	34	39	1		102	2	104	
	2902			2		169	2	171	
	2903			3		184	4	188	
	2904			4		189	3	192	
	2905			0		0	0	0	
	Total Votes						644	11	655
SCITUATE	3001	24	41	1		318	18	336	
	3002			2		282	12	294	
	3003			3		379	21	400	
	3004			4		349	16	365	
	3005			5		302	5	307	
	3006			0		0	0	0	
	Total Votes						1,630	72	1,702
SMITHFIELD	3101	22	44	1		158	5	163	
	3102			2		187	4	191	
	3103			3		146	8	154	
	3104			4		169	3	172	
	3105			5		169	11	180	
	3106			53	6		195	5	200
	3107			7		204	15	219	
	3108			8		190	7	197	
	3109			9		201	15	216	
	3110			10		115	8	123	
	3111			0		0	0	0	
	Total Votes						1,734	81	1,815
SOUTH KINGSTOWN	3201	37	33	1		232	14	246	
	3202			2		241	8	249	
	3203			34	3		166	6	172
	3204			4		156	14	170	
	3205			35	5		45	0	45
	3206			6		245	8	253	
	3207			7		223	7	230	
	3208			8		191	3	194	
	3209			9		274	9	283	
	3210			36	10		238	14	252
	3211			11		171	6	177	
	3212			12		259	17	276	
	3213			0		0	0	0	
	Total Votes						2,441	106	2,547
TIVERTON	3301	10	70	1		276	9	285	
	3302			2		91	1	92	
	3303			3		125	3	128	
	3304			4		186	5	191	
	3305			5		140	5	145	
	3306			71	6		45	0	45
	3307			12	7		118	3	121
	3308			8		236	4	240	
	3309	0		0	1	1			
Total Votes						1,217	31	1,248	

NOTE: The last line in each community, before "Total Votes", represents the votes cast on limited ballots.

**RI GENERAL ELECTION
November 5, 2002**

LIEUTENANT GOVERNOR

John A. PAGLIARINI, JR.

Community	Precinct	Senate District	Rep District	Vote District	Ward	Precinct Votes	Mail Votes	Total Votes
WARREN	3401	10	67	1		62	2	64
	3402			2		81	2	83
	3403			3		85	7	92
	3404			4		123	5	128
	3405		68	5		106	5	111
	3406					0	0	0
Total Votes						457	21	478
WARWICK	3501	28	19	1	1	121	3	124
	3502			2	1	116	7	123
	3503	29		3	1	226	7	233
	3504			4	1	151	5	156
	3505			5	1	184	3	187
	3506			6	1	201	12	213
	3507			7	2	141	2	143
	3508	31		8	2	32	0	32
	3509		20	9	2	44	2	46
	3510			10	2	155	1	156
	3511			11	2	160	2	162
	3512			12	3	120	1	121
	3513			13	3	139	6	145
	3514			14	7	132	0	132
	3515			15	7	246	1	247
	3516			16	8	181	12	193
	3517			17	8	75	3	78
	3518	29	21	18	2	129	2	131
	3519			19	3	75	11	86
	3520			20	3	159	12	171
	3521			21	4	170	5	175
	3522			22	4	211	9	220
	3523			23	4	161	6	167
	3524			24	4	129	2	131
	3525		22	25	4	51	0	51
	3526			26	5	58	0	58
	3527	30		27	5	109	0	109
	3528			28	5	173	0	173
	3529			29	5	184	5	189
	3530			30	5	151	3	154
	3531			31	5	204	11	215
	3532			32	6	128	1	129
	3533	29	23	33	3	59	2	61
	3534			34	3	122	1	123
3535	30		35	6	88	1	89	
3536			36	6	92	2	94	
3537			37	6	252	4	256	
3538			38	6	145	5	150	
3539			39	7	157	2	159	
3540			40	7	215	4	219	
3541	30	24	41	7	48	2	50	
3542			42	9	195	19	214	
3543			43	9	174	6	180	
3544	31		44	7	55	0	55	
3545			45	8	162	6	168	
3546			46	8	225	2	227	
3547			47	9	232	4	236	

NOTE: The last line in each community, before "Total Votes", represents the votes cast on limited ballots.

**RI GENERAL ELECTION
November 5, 2002**

LIEUTENANT GOVERNOR

John A. PAGLIARINI, JR.

Community	Precinct	Senate District	Rep District	Vote District	Ward	Precinct Votes	Mail Votes	Total Votes
WARWICK (cont'd)	3548	31	24	48	9	315	8	323
	3549			49	9	230	13	243
	3550	33		50	9	144	10	154
	3551	35		51	9	181	9	190
	3552	31	26	52	8	153	5	158
	3553		27	53	8	221	23	244
	3554					0	0	0
Total Votes						7,981	262	8,243
WESTERLY	3601	38	36	1		193	7	200
	3602		37	2		234	9	243
	3603			3		269	18	287
	3604			4		307	27	334
	3605			5		251	13	264
	3606			6		190	5	195
	3607			7		159	6	165
	3608			8		105	11	116
	3609			9		165	5	170
	3610			10		172	7	179
	3611		38	11		125	5	130
	3612			12		105	3	108
	3613			13		228	4	232
	3614			14		85	0	85
	3615					0	0	0
Total Votes						2,588	120	2,708
WEST GREENWICH	3701	34	29	1		259	8	267
	3702			2		282	3	285
	3703		30	3		129	3	132
	3704					0	0	0
Total Votes						670	14	684
WEST WARWICK	3801	32	25	1	2	218	3	221
	3802			2	4	42	0	42
	3803			3	4	93	1	94
	3804			4	3	155	8	163
	3805			5	3	150	9	159
	3806		26	6	1	255	5	260
	3807			7	2	122	2	124
	3808			8	1	193	6	199
	3809			9	1	178	6	184
	3810		27	10	4	129	2	131
	3811			11	4	42	2	44
	3812			12	4	170	5	175
	3813	32		13	5	271	10	281
	3814			14	5	244	3	247
	3815	33		15	5	239	4	243
	3816					0	2	2
Total Votes						2,501	68	2,569

NOTE: The last line in each community, before "Total Votes", represents the votes cast on limited ballots.

**RI GENERAL ELECTION
November 5, 2002**

LIEUTENANT GOVERNOR

John A. PAGLIARINI, JR.

Community	Precinct	Senate District	Rep District	Vote District	Ward	Precinct Votes	Mail Votes	Total Votes
WOONSOCKET	3901					102	1	103
	3902	20	49	1		47	1	48
	3903	21		2		85	4	89
	3904			3		172	6	178
	3905			4		64	0	64
	3906			5		51	1	52
	3907	20	50	6		60	1	61
	3908	21		7		84	1	85
	3909			8		167	2	169
	3910			9		129	2	131
	3911			10		113	3	116
	3912			11		137	0	137
	3913	20	51	12		119	1	120
	3914			13		205	3	208
	3915			14		78	3	81
	3916			15		115	1	116
	3917			16		0	0	0
Total Votes						1,728	30	1,758
Statewide Total						77,775	3,038	80,813

NOTE: The last line in each community, before "Total Votes", represents the votes cast on limited ballots.

**RI GENERAL ELECTION
November 5, 2002**

LIEUTENANT GOVERNOR

Robert J. HEALEY, JR.
COOL MOOSE

LIEUTENANT GOVERNOR

Community	Precinct	Senate District	Rep District	Vote District	Ward	Precinct Votes	Mail Votes	Total Votes
BARRINGTON	101	9	66	1		386	5	391
	102			2		261	6	267
	103			3		357	11	368
	104			4		415	9	424
	105			5		466	9	475
	106			6		419	10	429
	107		67	7		280	8	288
	108			8		425	5	430
	109					0	0	0
	Total Votes						3,009	63
BRISTOL	201	9	68	1		320	9	329
	202			2		356	10	366
	203			3		312	7	319
	204			4		169	2	171
	205	10		5		216	8	224
	206	11		6		327	5	332
	207			7		94	0	94
	208	9	69	8		151	5	156
	209	10		9		339	9	348
	210	11		10		212	8	220
	211			11		275	2	277
	212					0	1	1
	Total Votes						2,771	66
BURRILLVILLE	301	23	47	1		86	4	90
	302			2		75	2	77
	303			3		90	0	90
	304			4		61	1	62
	305			5		102	0	102
	306		48	6		115	1	116
	307					0	0	0
	Total Votes						529	8
CENTRAL FALLS	401	16	56	1	1	41	0	41
	402			2	2	15	0	15
	403			3	3	29	0	29
	404			4	4	28	0	28
	405			5	5	23	0	23
	406		57	6	2	33	1	34
	407			7	4	11	0	11
	408			8	5	42	0	42
	409					0	0	0
	Total Votes						222	1
CHARLESTOWN	501	34	36	1		102	0	102
	502	38		2		92	3	95
	503			3		88	1	89
	504			4		90	0	90
	505	34	39	5		33	0	33
	506	38		6		54	0	54
	507			7		87	1	88
	508					0	0	0
	Total Votes						546	5

NOTE: The last line in each community, before "Total Votes", represents the votes cast on limited ballots.

**RI GENERAL ELECTION
November 5, 2002**

LIEUTENANT GOVERNOR

Robert J. HEALEY, JR.

Community	Precinct	Senate District	Rep District	Vote District	Ward	Precinct Votes	Mail Votes	Total Votes
COVENTRY	601	33	25	1	3	129	1	130
	602		26	2	3	207	4	211
	603		27	3	4	115	1	116
	604	24	28	4	2	132	0	132
	605			5	2	104	0	104
	606			6	2	136	0	136
	607			7	4	43	1	44
	608			8	5	83	0	83
	609			9	1	203	2	205
	610			10	2	36	0	36
	611	33		11	3	117	2	119
	612			12	1	129	0	129
	613		29	13	5	53	0	53
	614			14	4	145	1	146
	615			15	5	124	2	126
	616			16	5	112	0	112
	617			17	4	100	0	100
	618	24	40	18	1	150	2	152
	619	33		19	1	65	0	65
	620					0	0	0
Total Votes						2,183	16	2,199
CRANSTON	701	26	14	1	3	40	0	40
	702			2	3	71	1	72
	703			3	3	27	0	27
	704			4	3	21	2	23
	705			5	3	45	0	45
	706			6	3	33	0	33
	707			7	5	59	0	59
	708			8	5	23	0	23
	709	28		9	3	79	0	79
	710	26	15	10	4	153	1	154
	711			11	4	118	5	123
	712			12	5	49	0	49
	713	27		13	4	167	2	169
	714			14	4	123	1	124
	715			15	6	76	1	77
	716			16	6	125	0	125
	717			17	6	37	4	41
	718	26	16	18	5	8	0	8
	719			19	4	60	1	61
	720	27		20	2	96	1	97
	721			21	6	104	2	106
	722			22	4	90	2	92
	723			23	6	139	1	140
	724			24	6	108	1	109
725			25	6	22	0	22	
726	28		26	1	23	0	23	
727		16	27	2	111	1	112	
728	26	17	28	5	62	1	63	
729	27		29	3	66	0	66	
730			30	5	96	2	98	
731			31	5	107	0	107	
732			32	2	80	2	82	
733			33	2	100	0	100	

NOTE: The last line in each community, before "Total Votes", represents the votes cast on limited ballots.

**RI GENERAL ELECTION
November 5, 2002**

LIEUTENANT GOVERNOR

Robert J. HEALEY, JR.

Community	Precinct	Senate District	Rep District	Vote District	Ward	Precinct Votes	Mail Votes	Total Votes
CRANSTON (cont'd)	734	27	17	34	2	49	0	49
	735	28		35	3	39	0	39
	736			36	2	150	1	151
	737		18	37	2	71	3	74
	738			38	1	65	0	65
	739			39	1	116	0	116
	740			40	2	115	1	116
	741			41	1	134	1	135
	742			42	1	123	1	124
	743			43	1	211	4	215
	744			44	1	131	1	132
	745		19	45	1	132	2	134
	746	26	41	46	5	53	3	56
	747			47	4	92	0	92
	748			48	4	73	2	75
	749		42	49	5	72	0	72
	750			50	5	90	1	91
751					0	0	0	
Total Votes						4,234	51	4,285
CUMBERLAND	801	20	45	1	5	121	3	124
	802			2	5	90	0	90
	803			3	5	75	0	75
	804			4	5	56	0	56
	805	19	52	5	2	93	1	94
	806			6	3	122	0	122
	807			7	3	125	1	126
	808			8	3	99	3	102
	809			9	4	135	2	137
	810			10	4	114	1	115
	811	20		11	4	112	0	112
	812			12	4	99	0	99
	813	16	57	13	1	45	0	45
	814			14	1	54	1	55
	815	19		15	1	82	0	82
	816			16	1	46	0	46
	817			17	2	125	0	125
818			18	2	100	3	103	
819					0	0	0	
Total Votes						1,693	15	1,708
EAST GREENWICH	901	33	30	1		68	2	70
	902			2		164	5	169
	903	35		3		190	2	192
	904			4		223	5	228
	905			5		147	0	147
	906			6		105	3	108
	907			7		156	5	161
	908			8		145	2	147
	909					0	0	0
	Total Votes						1,198	24
EAST PROVIDENCE	1001	14	2	1	1	45	1	46
	1002			2	2	64	1	65
	1003	8	62	3	1	67	2	69
	1004	14		4	1	179	3	182
	1005	8	63	5	1	129	0	129

NOTE: The last line in each community, before "Total Votes", represents the votes cast on limited ballots.

**RI GENERAL ELECTION
November 5, 2002**

LIEUTENANT GOVERNOR

Robert J. HEALEY, JR.

Community	Precinct	Senate District	Rep District	Vote District	Ward	Precinct Votes	Mail Votes	Total Votes	
EAST PROVIDENCE (cont'd)	1006	14	63	6	1	175	3	178	
	1007	18		7	1	149	1	150	
	1008			8	2	26	0	26	
	1009			9	3	196	6	202	
	1010			10	3	132	1	133	
	1011			11	3	129	3	132	
	1012	14	64	12	1	70	1	71	
	1013			13	1	72	3	75	
	1014			14	2	94	3	97	
	1015			15	2	71	0	71	
	1016			16	2	96	3	99	
	1017	18		17	2	25	3	28	
	1018			18	3	49	0	49	
	1019		65	19	3	64	2	66	
	1020			20	3	153	4	157	
	1021			21	4	198	1	199	
	1022			22	4	189	6	195	
	1023			23	4	231	3	234	
	1024			24	4	195	2	197	
	1025			25	4	219	2	221	
	1026		66	26	4	117	1	118	
	1027					0	0	0	
	Total Votes						3,134	55	3,189
	EXETER	1101	34	31	1		179	7	186
		1102		39	2		150	3	153
		1103			3		189	3	192
		1104					0	0	0
Total Votes						518	13	531	
FOSTER	1201	24	40	1		189	4	193	
	1202			2		162	2	164	
	1203					0	0	0	
	Total Votes					351	6	357	
GLOCESTER	1301	23	40	1		119	1	120	
	1302			2		108	2	110	
	1303			3		89	1	90	
	1304		47	4		35	0	35	
	1305		53	5		99	0	99	
	1306					0	0	0	
	Total Votes					450	4	454	
HOPKINTON	1401	34	38	1		160	2	162	
	1402			2		192	3	195	
	1403			3		184	3	187	
	1404					0	0	0	
	Total Votes					536	8	544	
JAMESTOWN	1501	13	74	1		262	8	270	
	1502			2		235	3	238	
	1503			3		262	3	265	
	1504					0	0	0	
	Total Votes					759	14	773	
JOHNSTON	1601	25	13	1	2	54	0	54	
	1602			2	2	65	0	65	
	1603		42	3	1	63	1	64	
	1604			4	2	16	0	16	
	1605			5	2	79	3	82	

NOTE: The last line in each community, before "Total Votes", represents the votes cast on limited ballots.

**RI GENERAL ELECTION
November 5, 2002**

LIEUTENANT GOVERNOR

Robert J. HEALEY, JR.

Community	Precinct	Senate District	Rep District	Vote District	Ward	Precinct Votes	Mail Votes	Total Votes
JOHNSTON (cont'd)	1606	25	42	6	5	133	2	135
	1607			7	1	65	2	67
	1608			8	1	81	2	83
	1609		43	9	2	29	0	29
	1610			10	4	99	1	100
	1611			11	5	65	2	67
	1612			12	3	64	0	64
	1613			13	3	92	1	93
	1614			14	4	117	2	119
	1615			15	4	78	0	78
	1616			16	2	13	0	13
	1617			17	3	77	2	79
	1618		44	18	5	149	4	153
	1619					0	0	0
Total Votes						1,339	22	1,361
LINCOLN	1701	7	44	1	3	90	0	90
	1702			2	3	125	2	127
	1703	19	45	3	5	38	0	38
	1704			4	4	18	0	18
	1705			5	5	147	0	147
	1706			6	4	137	1	138
	1707			7	3	22	0	22
	1708	7	46	8	4	110	1	111
	1709	17		9	1	84	1	85
	1710			10	1	131	3	134
	1711			11	1	77	1	78
	1712			12	2	57	0	57
	1713			13	3	78	2	80
	1714	19		14	4	51	0	51
	1715			15	2	162	1	163
	1716			16	2	62	0	62
	1717					0	0	0
Total Votes						1,389	12	1,401
LITTLE COMPTON	1801	12	71	1		276	9	285
	1802			2		265	9	274
	1803					0	0	0
Total Votes						541	18	559
MIDDLETOWN	1901	12	72	1		218	2	220
	1902			2		232	6	238
	1903			3		142	4	146
	1904			4		206	3	209
	1905		73	5		54	0	54
	1906		74	6		187	2	189
	1907			7		87	1	88
	1908			8		216	2	218
	1909					0	0	0
	Total Votes						1,342	20
NARRAGANSETT	2001	36	33	1		97	1	98
	2002			2		150	1	151
	2003			3		136	1	137
	2004			4		94	4	98
	2005			5		154	1	155
	2006		34	6		113	2	115
	2007			7		99	2	101

NOTE: The last line in each community, before "Total Votes", represents the votes cast on limited ballots.

**RI GENERAL ELECTION
November 5, 2002**

LIEUTENANT GOVERNOR

Robert J. HEALEY, JR.

Community	Precinct	Senate District	Rep District	Vote District	Ward	Precinct Votes	Mail Votes	Total Votes
NARRAGANSETT (cont'd)	2008	36	34	8		132	3	135
	2009			9		137	5	142
	2010			10		95	1	96
	2011			11		95	2	97
	2012					0	0	0
	Total Votes						1,302	23
NEWPORT	2101	12	72	1	3	82	0	82
	2102		73	2	2	156	1	157
	2103			3	2	69	3	72
	2104	13		4	2	85	0	85
	2105			5	2	107	0	107
	2106			6	1	207	5	212
	2107			7	1	19	1	20
	2108		75	8	1	122	4	126
	2109			9	3	109	2	111
	2110			10	3	178	3	181
	2111			11	3	138	1	139
	2112			12	4	141	5	146
	2113			13	4	177	4	181
	2114			14	4	171	3	174
	2115					0	0	0
	Total Votes						1,761	32
NEW SHOREHAM	2201	37	36	1		175	10	185
	2202					0	0	0
Total Votes						175	10	185
NORTH KINGSTOWN	2301	35	31	1		136	3	139
	2302			2		133	2	135
	2303			3		198	2	200
	2304			4		145	3	148
	2305			5		178	1	179
	2306		32	6		65	1	66
	2307			7		138	2	140
	2308			8		152	0	152
	2309	36		9		176	6	182
	2310			10		282	11	293
	2311			11		242	4	246
	2312			12		195	1	196
	2313	35	33	13		140	2	142
	2314	36		14		45	0	45
	2315					0	1	1
	Total Votes						2,225	39
NORTH PROVIDENCE	2401	7	6	1	3	98	2	100
	2402			2	3	149	1	150
	2403		54	3	1	79	1	80
	2404			4	1	125	1	126
	2405			5	1	39	1	40
	2406			6	1	156	0	156
	2407			7	3	98	2	100
	2408			8	3	105	1	106
	2409			9	1	36	1	37
	2410		55	10	1	63	1	64
	2411			11	2	51	0	51
	2412			12	2	88	2	90
	2413			13	3	72	0	72

NOTE: The last line in each community, before "Total Votes", represents the votes cast on limited ballots.

**RI GENERAL ELECTION
November 5, 2002**

LIEUTENANT GOVERNOR

Robert J. HEALEY, JR.

Community	Precinct	Senate District	Rep District	Vote District	Ward	Precinct Votes	Mail Votes	Total Votes
NORTH PROVIDENCE (cont'd)	2414	17	55	14	2	95	0	95
	2415			15	2	101	1	102
	2416			16	2	72	0	72
	2417			17	2	77	0	77
	2418		58	18	2	20	1	21
	2419					0	0	0
Total Votes						1,524	15	1,539
NORTH SMITHFIELD	2501	21	48	1		71	3	74
	2502	22		2		165	0	165
	2503			3		170	0	170
	2504			4		140	0	140
	2505	23		5		75	1	76
	2506			6		91	0	91
	2507					0	2	2
Total Votes						712	6	718
PAWTUCKET	2601	16	46	1	6	9	0	9
	2602	17		2	6	53	0	53
	2603	16	58	3	5	11	1	12
	2604			4	6	14	0	14
	2605	17		5	5	41	0	41
	2606			6	6	116	0	116
	2607			7	6	104	3	107
	2608	15	59	8	4	152	3	155
	2609			9	4	35	0	35
	2610			10	6	7	0	7
	2611			11	5	106	0	106
	2612			12	5	49	1	50
	2613	16		13	6	22	1	23
	2614	17		14	4	3	0	3
	2615			15	5	4	0	4
	2616	8	60	16	1	115	0	115
	2617			17	2	54	1	55
	2618	15		18	1	92	0	92
	2619			19	2	38	0	38
	2620			20	4	83	1	84
	2621	8	61	21	1	130	1	131
	2622			22	1	95	2	97
	2623			23	2	142	0	142
	2624			24	2	106	2	108
	2625			25	2	157	0	157
	2626			26	3	199	4	203
	2627		62	27	3	147	3	150
	2628			28	3	116	3	119
	2629	15		29	3	100	0	100
	2630			30	4	89	0	89
	2631			31	4	74	3	77
	2632	8	63	32	3	50	4	54
	2633					0	0	0
Total Votes						2,513	33	2,546
PORTSMOUTH	2701	11	69	1		44	2	46
	2702			2		200	6	206
	2703			3		188	6	194
	2704		70	4		224	8	232
	2705			5		203	9	212

NOTE: The last line in each community, before "Total Votes", represents the votes cast on limited ballots.

**RI GENERAL ELECTION
November 5, 2002**

LIEUTENANT GOVERNOR

Robert J. HEALEY, JR.

Community	Precinct	Senate District	Rep District	Vote District	Ward	Precinct Votes	Mail Votes	Total Votes
PORTSMOUTH (cont'd)	2706	11	71	6		248	4	252
	2707			7		211	7	218
	2708			8		159	7	166
	2709		72	9		201	1	202
	2710			10		236	7	243
	2711			11		158	7	165
	2712			12		230	4	234
	2713					0	1	1
Total Votes						2,302	69	2,371
PROVIDENCE	2801	4	1	1	12	32	0	32
	2802			2	12	52	0	52
	2803	6		3	4	27	2	29
	2804			4	4	30	0	30
	2805			5	5	41	0	41
	2806			6	12	26	0	26
	2807			7	14	15	0	15
	2808	1	2	8	1	107	4	111
	2809			9	11	3	0	3
	2810	5		10	13	3	0	3
	2811			11	11	21	2	23
	2812	14		12	13	11	0	11
	2813			13	1	135	1	136
	2814			14	1	70	1	71
	2815			15	1	95	2	97
	2816			16	2	32	0	32
	2817	1	3	17	1	62	0	62
	2818			18	1	45	0	45
	2819			19	2	88	1	89
	2820			20	2	107	1	108
	2821			21	2	122	2	124
	2822			22	2	173	4	177
	2823			23	2	183	1	184
	2824			24	3	27	0	27
	2825	14	3	25	1	33	0	33
	2826	1	4	26	2	166	2	168
	2827			27	2	108	1	109
	2828			28	3	53	0	53
	2829			29	3	140	1	141
	2830			30	3	161	0	161
	2831			31	3	137	2	139
	2832			32	3	191	3	194
2833	6		33	3	5	0	5	
2834		5	34	4	60	2	62	
2835			35	4	66	0	66	
2836			36	5	42	0	42	
2837			37	14	28	0	28	
2838			38	14	66	0	66	
2839			39	14	72	1	73	
2840	4	6	40	5	50	1	51	
2841			41	6	76	0	76	
2842			42	6	31	1	32	
2843	6	6	43	5	17	1	18	
2844			44	14	73	1	74	
2845			45	5	62	0	62	

NOTE: The last line in each community, before "Total Votes", represents the votes cast on limited ballots.

**RI GENERAL ELECTION
November 5, 2002**

LIEUTENANT GOVERNOR

Robert J. HEALEY, JR.

Community	Precinct	Senate District	Rep District	Vote District	Ward	Precinct Votes	Mail Votes	Total Votes
PROVIDENCE (cont'd)	2846	6	6	46	14	9	0	9
	2847	4	7	47	5	110	1	111
	2848			48	5	135	2	137
	2849			49	5	100	1	101
	2850			50	12	3	0	3
	2851			51	5	11	0	11
	2852			52	6	61	0	61
	2853			53	6	48	1	49
	2854			54	12	32	0	32
	2855			55	15	0	0	0
	2856		8	56	12	21	0	21
	2857			57	12	11	1	12
	2858			58	15	5	0	5
	2859	5		59	6	4	0	4
	2860			60	13	5	0	5
	2861			61	13	52	1	53
	2862			62	13	55	0	55
	2863			63	13	74	0	74
	2864			64	15	18	0	18
	2865	3	9	65	7	1	0	1
	2866			66	15	36	0	36
	2867	5		67	6	8	0	8
	2868			68	11	25	1	26
	2869			69	13	72	0	72
	2870			70	15	11	0	11
	2871			71	15	23	0	23
	2872	2	10	72	8	41	0	41
	2873			73	9	17	0	17
	2874	3		74	8	110	0	110
	2875			75	8	7	0	7
	2876			76	8	5	0	5
	2877	5		77	8	5	0	5
	2878			78	11	3	0	3
	2879			79	15	1	0	1
	2880	2	11	80	9	34	1	35
	2881			81	9	21	1	22
	2882			82	9	30	0	30
	2883			83	9	20	0	20
	2884			84	11	14	0	14
	2885	5		85	11	15	0	15
2886	2	12	86	10	20	0	20	
2887			87	10	27	0	27	
2888			88	10	15	0	15	
2889			89	10	15	0	15	
2890			90	11	9	1	10	
2891	5		91	11	4	3	7	
2892	3	13	92	7	65	0	65	
2893			93	7	25	0	25	
2894			94	7	30	0	30	
2895			95	7	32	1	33	
2896			96	15	20	1	21	
2897	5	11	97	8	1	0	1	
2898					0	0	0	
2899					0	0	0	
Total Votes						4,660	53	4,713

NOTE: The last line in each community, before "Total Votes", represents the votes cast on limited ballots.

**RI GENERAL ELECTION
November 5, 2002**

LIEUTENANT GOVERNOR

Robert J. HEALEY, JR.

Community	Precinct	Senate District	Rep District	Vote District	Ward	Precinct Votes	Mail Votes	Total Votes		
RICHMOND	2901	34	39	1		102	0	102		
	2902			2		136	1	137		
	2903			3		222	2	224		
	2904			4		157	2	159		
	2905			0		0	0	0		
	Total Votes						617	5	622	
SCITUATE	3001	24	41	1		139	3	142		
	3002			2		115	1	116		
	3003			3		174	2	176		
	3004			4		197	1	198		
	3005			5		158	2	160		
	3006			0		0	0	0		
	Total Votes						783	9	792	
SMITHFIELD	3101	22	44	1		83	2	85		
	3102			2		125	2	127		
	3103			3		92	1	93		
	3104			4		127	3	130		
	3105			5		97	3	100		
	3106			53	6		123	2	125	
	3107				7		111	1	112	
	3108				8		112	1	113	
	3109				9		127	1	128	
	3110				10		88	0	88	
	3111			0		0	0	0		
	Total Votes						1,085	16	1,101	
SOUTH KINGSTOWN	3201	37	33	1		150	7	157		
	3202			2		151	4	155		
	3203			34	3		124	5	129	
	3204				4		169	2	171	
	3205			35	5		46	0	46	
	3206				6		175	3	178	
	3207				7		162	1	163	
	3208			8		172	3	175		
	3209			9		202	1	203		
	3210			36	10		157	3	160	
	3211				11		102	1	103	
	3212				12		216	5	221	
	3213				0		0	0	0	
	Total Votes						1,826	35	1,861	
TIVERTON	3301	10	70	1		307	7	314		
	3302			2		99	1	100		
	3303			3		171	3	174		
	3304			4		203	2	205		
	3305			5		141	3	144		
	3306			71	6		55	0	55	
	3307				12	7		98	2	100
	3308					8		252	1	253
	3309	0		0	0	0				
Total Votes						1,326	19	1,345		

NOTE: The last line in each community, before "Total Votes", represents the votes cast on limited ballots.

**RI GENERAL ELECTION
November 5, 2002**

LIEUTENANT GOVERNOR

Robert J. HEALEY, JR.

Community	Precinct	Senate District	Rep District	Vote District	Ward	Precinct Votes	Mail Votes	Total Votes
WARREN	3401	10	67	1		308	6	314
	3402			2		399	15	414
	3403			3		335	9	344
	3404			4		481	14	495
	3405		68	5		356	7	363
	3406					0	0	0
Total Votes						1,879	51	1,930
WARWICK	3501	28	19	1	1	136	2	138
	3502			2	1	92	0	92
	3503	29		3	1	168	1	169
	3504			4	1	117	0	117
	3505			5	1	163	3	166
	3506			6	1	116	0	116
	3507			7	2	110	1	111
	3508	31		8	2	34	0	34
	3509		20	9	2	44	0	44
	3510			10	2	98	2	100
	3511			11	2	134	1	135
	3512			12	3	74	0	74
	3513			13	3	65	0	65
	3514			14	7	84	1	85
	3515			15	7	169	2	171
	3516			16	8	92	1	93
	3517			17	8	50	2	52
	3518	29	21	18	2	106	1	107
	3519			19	3	50	1	51
	3520			20	3	165	4	169
	3521			21	4	120	0	120
	3522			22	4	125	1	126
	3523			23	4	131	1	132
	3524			24	4	163	0	163
	3525		22	25	4	31	0	31
	3526			26	5	59	0	59
	3527	30		27	5	123	2	125
	3528			28	5	104	5	109
	3529			29	5	159	0	159
	3530			30	5	136	4	140
	3531			31	5	118	3	121
	3532			32	6	153	0	153
	3533	29	23	33	3	62	0	62
	3534			34	3	90	1	91
	3535	30		35	6	87	1	88
	3536			36	6	69	0	69
	3537			37	6	170	4	174
	3538			38	6	80	1	81
	3539			39	7	117	2	119
	3540			40	7	163	2	165
	3541	30	24	41	7	41	0	41
	3542			42	9	148	1	149
	3543			43	9	132	3	135
	3544	31		44	7	22	0	22
	3545			45	8	89	0	89
	3546			46	8	60	0	60
	3547			47	9	127	2	129

NOTE: The last line in each community, before "Total Votes", represents the votes cast on limited ballots.

**RI GENERAL ELECTION
November 5, 2002**

LIEUTENANT GOVERNOR

Robert J. HEALEY, JR.

Community	Precinct	Senate District	Rep District	Vote District	Ward	Precinct Votes	Mail Votes	Total Votes
WARWICK (cont'd)	3548	31	24	48	9	157	2	159
	3549			49	9	81	0	81
	3550	33		50	9	49	1	50
	3551	35		51	9	89	0	89
	3552	31	26	52	8	62	1	63
	3553		27	53	8	81	0	81
	3554					1	0	1
Total Votes						5,466	59	5,525
WESTERLY	3601	38	36	1		69	0	69
	3602		37	2		58	0	58
	3603			3		59	2	61
	3604			4		43	4	47
	3605			5		45	2	47
	3606			6		35	0	35
	3607			7		56	1	57
	3608			8		32	0	32
	3609			9		30	0	30
	3610			10		52	0	52
	3611		38	11		37	0	37
	3612			12		29	0	29
	3613			13		57	0	57
	3614			14		31	0	31
	3615					0	0	0
Total Votes						633	9	642
WEST GREENWICH	3701	34	29	1		209	0	209
	3702			2		172	2	174
	3703		30	3		55	0	55
	3704					0	0	0
Total Votes						436	2	438
WEST WARWICK	3801	32	25	1	2	122	0	122
	3802			2	4	33	0	33
	3803			3	4	66	1	67
	3804			4	3	116	1	117
	3805			5	3	68	0	68
	3806		26	6	1	120	2	122
	3807			7	2	80	1	81
	3808			8	1	85	0	85
	3809			9	1	81	0	81
	3810			10	4	58	1	59
	3811			11	4	21	0	21
	3812			12	4	77	1	78
	3813	32		13	5	123	1	124
	3814			14	5	108	1	109
	3815	33		15	5	108	0	108
	3816					0	1	1
Total Votes						1,266	10	1,276

NOTE: The last line in each community, before "Total Votes", represents the votes cast on limited ballots.

**RI GENERAL ELECTION
November 5, 2002**

LIEUTENANT GOVERNOR

Robert J. HEALEY, JR.

Community	Precinct	Senate District	Rep District	Vote District	Ward	Precinct Votes	Mail Votes	Total Votes
WOONSOCKET	3901					44	0	44
	3902	20	49	1		34	1	35
	3903	21		2		53	1	54
	3904			3		102	1	103
	3905			4		46	0	46
	3906			5		31	0	31
	3907	20	50	6		31	0	31
	3908	21		7		71	0	71
	3909			8		105	0	105
	3910			9		77	0	77
	3911			10		84	1	85
	3912			11		98	1	99
	3913	20	51	12		81	1	82
	3914			13		109	1	110
	3915			14		48	0	48
	3916			15		71	0	71
	3917			16		0	1	1
Total Votes						1,085	8	1,093
Statewide Total						60,320	924	61,244

NOTE: The last line in each community, before "Total Votes", represents the votes cast on limited ballots.

**RI GENERAL ELECTION
November 5, 2002**

LIEUTENANT GOVERNOR

Gregg R. STEVENS
GREEN PARTY

LIEUTENANT GOVERNOR

Community	Precinct	Senate District	Rep District	Vote District	Ward	Precinct Votes	Mail Votes	Total Votes
BARRINGTON	101	9	66	1		18	0	18
	102			2		14	1	15
	103			3		16	0	16
	104			4		14	0	14
	105			5		21	0	21
	106			6		19	1	20
	107		67	7		17	0	17
	108			8		14	0	14
	109					0	0	0
	Total Votes						133	2
BRISTOL	201	9	68	1		9	1	10
	202			2		8	0	8
	203			3		12	1	13
	204			4		6	0	6
	205	10		5		5	1	6
	206	11		6		20	0	20
	207			7		3	0	3
	208	9	69	8		7	0	7
	209	10		9		12	2	14
	210	11		10		8	0	8
	211			11		7	0	7
	212					0	0	0
	Total Votes						97	5
BURRILLVILLE	301	23	47	1		14	0	14
	302			2		13	4	17
	303			3		7	1	8
	304			4		7	0	7
	305			5		13	0	13
	306		48	6		14	1	15
	307					0	0	0
	Total Votes						68	6
CENTRAL FALLS	401	16	56	1	1	11	0	11
	402			2	2	0	1	1
	403			3	3	10	0	10
	404			4	4	6	0	6
	405			5	5	1	0	1
	406		57	6	2	7	1	8
	407			7	4	3	0	3
	408			8	5	4	0	4
	409					0	0	0
	Total Votes						42	2
CHARLESTOWN	501	34	36	1		13	0	13
	502	38		2		9	1	10
	503			3		22	1	23
	504			4		29	0	29
	505	34	39	5		7	0	7
	506	38		6		7	0	7
	507			7		15	0	15
	508					0	0	0
	Total Votes						102	2

NOTE: The last line in each community, before "Total Votes", represents the votes cast on limited ballots.

**RI GENERAL ELECTION
November 5, 2002**

LIEUTENANT GOVERNOR

Gregg R. STEVENS

Community	Precinct	Senate District	Rep District	Vote District	Ward	Precinct Votes	Mail Votes	Total Votes
COVENTRY	601	33	25	1	3	18	1	19
	602		26	2	3	15	2	17
	603		27	3	4	18	0	18
	604	24	28	4	2	9	0	9
	605			5	2	10	0	10
	606			6	2	14	0	14
	607			7	4	4	0	4
	608			8	5	3	0	3
	609			9	1	15	0	15
	610			10	2	8	0	8
	611	33		11	3	12	0	12
	612			12	1	14	0	14
	613		29	13	5	11	0	11
	614			14	4	11	0	11
	615			15	5	14	0	14
	616			16	5	13	0	13
	617			17	4	12	0	12
	618	24	40	18	1	22	0	22
	619	33		19	1	0	0	0
	620					0	0	0
Total Votes						223	3	226
CRANSTON	701	26	14	1	3	7	0	7
	702			2	3	5	0	5
	703			3	3	11	0	11
	704			4	3	5	0	5
	705			5	3	5	0	5
	706			6	3	8	1	9
	707			7	5	8	0	8
	708			8	5	3	1	4
	709	28		9	3	12	0	12
	710	26	15	10	4	13	0	13
	711			11	4	14	0	14
	712			12	5	3	0	3
	713	27		13	4	17	0	17
	714			14	4	7	0	7
	715			15	6	6	0	6
	716			16	6	12	1	13
	717			17	6	8	1	9
	718	26	16	18	5	0	0	0
	719			19	4	5	0	5
	720	27		20	2	7	1	8
	721			21	6	10	1	11
	722			22	4	7	0	7
	723			23	6	17	1	18
	724			24	6	10	0	10
	725			25	6	1	0	1
	726	28		26	1	3	0	3
	727		16	27	2	3	2	5
	728	26	17	28	5	3	0	3
	729	27		29	3	6	0	6
	730			30	5	7	0	7
	731			31	5	10	0	10
	732			32	2	12	0	12
	733			33	2	7	0	7

NOTE: The last line in each community, before "Total Votes", represents the votes cast on limited ballots.

**RI GENERAL ELECTION
November 5, 2002**

LIEUTENANT GOVERNOR

Gregg R. STEVENS

Community	Precinct	Senate District	Rep District	Vote District	Ward	Precinct Votes	Mail Votes	Total Votes
CRANSTON (cont'd)	734	27	17	34	2	7	0	7
	735	28		35	3	10	0	10
	736			36	2	12	1	13
	737		18	37	2	11	0	11
	738			38	1	3	1	4
	739			39	1	11	0	11
	740			40	2	14	0	14
	741			41	1	24	0	24
	742			42	1	30	0	30
	743			43	1	34	2	36
	744			44	1	24	0	24
	745		19	45	1	25	0	25
	746	26	41	46	5	3	1	4
	747			47	4	3	0	3
	748			48	4	7	0	7
	749		42	49	5	5	0	5
	750			50	5	7	0	7
751						1	0	1
Total Votes						483	14	497
CUMBERLAND	801	20	45	1	5	13	0	13
	802			2	5	14	0	14
	803			3	5	9	0	9
	804			4	5	9	0	9
	805	19	52	5	2	15	0	15
	806			6	3	13	0	13
	807			7	3	14	1	15
	808			8	3	12	3	15
	809			9	4	29	1	30
	810			10	4	11	0	11
	811	20		11	4	22	1	23
	812			12	4	12	0	12
	813	16	57	13	1	8	0	8
	814			14	1	11	0	11
	815	19		15	1	13	0	13
	816			16	1	17	0	17
	817			17	2	18	2	20
818			18	2	14	1	15	
819					0	0	0	
Total Votes						254	9	263
EAST GREENWICH	901	33	30	1		7	0	7
	902			2		19	1	20
	903	35		3		25	0	25
	904			4		21	0	21
	905			5		13	2	15
	906			6		8	0	8
	907			7		21	2	23
	908			8		13	1	14
	909					0	0	0
	Total Votes						127	6
EAST PROVIDENCE	1001	14	2	1	1	7	0	7
	1002			2	2	17	0	17
	1003	8	62	3	1	8	0	8
	1004	14		4	1	15	0	15
	1005	8	63	5	1	11	0	11

NOTE: The last line in each community, before "Total Votes", represents the votes cast on limited ballots.

**RI GENERAL ELECTION
November 5, 2002**

LIEUTENANT GOVERNOR

Gregg R. STEVENS

Community	Precinct	Senate District	Rep District	Vote District	Ward	Precinct Votes	Mail Votes	Total Votes	
EAST PROVIDENCE (cont'd)	1006	14	63	6	1	22	1	23	
	1007	18		7	1	13	1	14	
	1008			8	2	2	0	2	
	1009			9	3	16	1	17	
	1010			10	3	12	2	14	
	1011			11	3	15	1	16	
	1012	14	64	12	1	8	1	9	
	1013			13	1	12	0	12	
	1014			14	2	16	0	16	
	1015			15	2	18	0	18	
	1016			16	2	16	1	17	
	1017	18		17	2	1	0	1	
	1018			18	3	11	0	11	
	1019		65	19	3	3	0	3	
	1020			20	3	15	0	15	
	1021			21	4	18	0	18	
	1022			22	4	14	1	15	
	1023			23	4	17	0	17	
	1024			24	4	14	0	14	
	1025			25	4	19	0	19	
	1026		66	26	4	6	2	8	
	1027					0	0	0	
	Total Votes						326	11	337
	EXETER	1101	34	31	1		13	0	13
		1102		39	2		13	0	13
		1103			3		19	1	20
		1104					0	0	0
Total Votes						45	1	46	
FOSTER	1201	24	40	1		19	2	21	
	1202			2		24	0	24	
	1203					0	0	0	
	Total Votes					43	2	45	
GLOCESTER	1301	23	40	1		18	2	20	
	1302			2		22	0	22	
	1303			3		13	0	13	
	1304		47	4		4	0	4	
	1305		53	5		10	0	10	
	1306					0	0	0	
	Total Votes					67	2	69	
HOPKINTON	1401	34	38	1		27	0	27	
	1402			2		30	1	31	
	1403			3		30	0	30	
	1404					0	0	0	
	Total Votes					87	1	88	
JAMESTOWN	1501	13	74	1		39	5	44	
	1502			2		34	3	37	
	1503			3		26	0	26	
	1504					0	0	0	
	Total Votes					99	8	107	
JOHNSTON	1601	25	13	1	2	16	1	17	
	1602			2	2	7	0	7	
	1603		42	3	1	9	0	9	
	1604			4	2	1	0	1	
	1605			5	2	9	1	10	

NOTE: The last line in each community, before "Total Votes", represents the votes cast on limited ballots.

**RI GENERAL ELECTION
November 5, 2002**

LIEUTENANT GOVERNOR

Gregg R. STEVENS

Community	Precinct	Senate District	Rep District	Vote District	Ward	Precinct Votes	Mail Votes	Total Votes
JOHNSTON (cont'd)	1606	25	42	6	5	13	0	13
	1607			7	1	7	1	8
	1608			8	1	12	0	12
	1609		43	9	2	3	0	3
	1610			10	4	11	0	11
	1611			11	5	10	0	10
	1612			12	3	8	0	8
	1613			13	3	10	0	10
	1614			14	4	13	0	13
	1615			15	4	16	0	16
	1616			16	2	2	0	2
	1617			17	3	11	0	11
	1618		44	18	5	22	1	23
1619					0	0	0	
Total Votes						180	4	184
LINCOLN	1701	7	44	1	3	16	0	16
	1702			2	3	13	0	13
	1703	19	45	3	5	5	0	5
	1704			4	4	1	0	1
	1705			5	5	28	1	29
	1706			6	4	8	0	8
	1707			7	3	3	0	3
	1708	7	46	8	4	10	0	10
	1709	17		9	1	10	0	10
	1710			10	1	20	1	21
	1711			11	1	9	0	9
	1712			12	2	6	0	6
	1713			13	3	10	0	10
	1714	19		14	4	6	0	6
	1715			15	2	20	0	20
	1716			16	2	6	0	6
	1717					0	0	0
Total Votes						171	2	173
LITTLE COMPTON	1801	12	71	1		22	3	25
	1802			2		14	1	15
	1803					0	0	0
Total Votes						36	4	40
MIDDLETOWN	1901	12	72	1		16	1	17
	1902			2		18	0	18
	1903			3		11	1	12
	1904			4		19	0	19
	1905		73	5		4	0	4
	1906		74	6		18	1	19
	1907			7		10	0	10
	1908			8		16	2	18
	1909					0	0	0
	Total Votes						112	5
NARRAGANSETT	2001	36	33	1		9	0	9
	2002			2		25	0	25
	2003			3		25	1	26
	2004			4		14	0	14
	2005			5		20	0	20
	2006		34	6		20	0	20
	2007			7		18	0	18

NOTE: The last line in each community, before "Total Votes", represents the votes cast on limited ballots.

**RI GENERAL ELECTION
November 5, 2002**

LIEUTENANT GOVERNOR

Gregg R. STEVENS

Community	Precinct	Senate District	Rep District	Vote District	Ward	Precinct Votes	Mail Votes	Total Votes
NARRAGANSETT (cont'd)	2008	36	34	8		15	1	16
	2009			9		25	0	25
	2010			10		16	2	18
	2011			11		20	1	21
	2012					0	0	0
	Total Votes						207	5
NEWPORT	2101	12	72	1	3	6	1	7
	2102		73	2	2	13	1	14
	2103			3	2	7	0	7
	2104	13		4	2	4	0	4
	2105			5	2	13	0	13
	2106			6	1	34	1	35
	2107			7	1	5	0	5
	2108		75	8	1	16	0	16
	2109			9	3	25	1	26
	2110			10	3	21	4	25
	2111			11	3	14	1	15
	2112			12	4	26	0	26
	2113			13	4	18	3	21
	2114			14	4	18	0	18
	2115					0	0	0
Total Votes						220	12	232
NEW SHOREHAM	2201	37	36	1		38	11	49
	2202					0	0	0
Total Votes						38	11	49
NORTH KINGSTOWN	2301	35	31	1		13	0	13
	2302			2		15	0	15
	2303			3		27	0	27
	2304			4		20	0	20
	2305			5		10	1	11
	2306		32	6		1	0	1
	2307			7		17	0	17
	2308			8		27	0	27
	2309	36		9		20	0	20
	2310			10		39	0	39
	2311			11		44	3	47
	2312			12		14	1	15
	2313	35	33	13		16	0	16
	2314	36		14		7	1	8
	2315					0	0	0
Total Votes						270	6	276
NORTH PROVIDENCE	2401	7	6	1	3	19	0	19
	2402			2	3	18	0	18
	2403		54	3	1	13	1	14
	2404			4	1	19	1	20
	2405			5	1	11	0	11
	2406			6	1	12	0	12
	2407			7	3	11	0	11
	2408			8	3	12	0	12
	2409			9	1	5	1	6
	2410		55	10	1	14	0	14
	2411			11	2	4	0	4
	2412			12	2	11	0	11
	2413			13	3	12	0	12

NOTE: The last line in each community, before "Total Votes", represents the votes cast on limited ballots.

**RI GENERAL ELECTION
November 5, 2002**

LIEUTENANT GOVERNOR

Gregg R. STEVENS

Community	Precinct	Senate District	Rep District	Vote District	Ward	Precinct Votes	Mail Votes	Total Votes
NORTH PROVIDENCE (cont'd)	2414	17	55	14	2	11	0	11
	2415			15	2	15	0	15
	2416			16	2	9	0	9
	2417			17	2	18	0	18
	2418		58	18	2	4	0	4
	2419					0	0	0
Total Votes						218	3	221
NORTH SMITHFIELD	2501	21	48	1		9	3	12
	2502	22		2		15	0	15
	2503			3		14	0	14
	2504			4		9	0	9
	2505	23		5		9	0	9
	2506			6		20	0	20
	2507					0	0	0
Total Votes						76	3	79
PAWTUCKET	2601	16	46	1	6	1	0	1
	2602	17		2	6	14	0	14
	2603	16	58	3	5	2	0	2
	2604			4	6	5	0	5
	2605	17		5	5	5	0	5
	2606			6	6	12	0	12
	2607			7	6	19	3	22
	2608	15	59	8	4	35	1	36
	2609			9	4	9	0	9
	2610			10	6	1	0	1
	2611			11	5	40	0	40
	2612			12	5	6	1	7
	2613	16		13	6	8	1	9
	2614	17		14	4	1	0	1
	2615			15	5	4	0	4
	2616	8	60	16	1	19	0	19
	2617			17	2	4	0	4
	2618	15		18	1	13	0	13
	2619			19	2	11	0	11
	2620			20	4	11	0	11
	2621	8	61	21	1	21	0	21
	2622			22	1	15	1	16
	2623			23	2	14	0	14
	2624			24	2	14	0	14
	2625			25	2	23	0	23
	2626			26	3	23	3	26
2627		62	27	3	15	0	15	
2628			28	3	17	0	17	
2629	15		29	3	9	0	9	
2630			30	4	13	0	13	
2631			31	4	15	1	16	
2632	8	63	32	3	8	1	9	
2633					0	0	0	
Total Votes						407	12	419
PORTSMOUTH	2701	11	69	1		2	1	3
	2702			2		9	1	10
	2703			3		9	0	9
	2704		70	4		13	0	13
	2705			5		18	1	19

NOTE: The last line in each community, before "Total Votes", represents the votes cast on limited ballots.

**RI GENERAL ELECTION
November 5, 2002**

LIEUTENANT GOVERNOR

Gregg R. STEVENS

Community	Precinct	Senate District	Rep District	Vote District	Ward	Precinct Votes	Mail Votes	Total Votes
PORTSMOUTH (cont'd)	2706	11	71	6		9	0	9
	2707			7		13	1	14
	2708			8		8	0	8
	2709		72	9		5	1	6
	2710			10		12	0	12
	2711			11		12	0	12
	2712			12		21	2	23
	2713					0	0	0
Total Votes						131	7	138
PROVIDENCE	2801	4	1	1	12	8	0	8
	2802			2	12	19	0	19
	2803	6		3	4	5	0	5
	2804			4	4	5	0	5
	2805			5	5	15	0	15
	2806			6	12	5	0	5
	2807			7	14	3	0	3
	2808	1	2	8	1	62	3	65
	2809			9	11	1	0	1
	2810	5		10	13	1	0	1
	2811			11	11	11	0	11
	2812	14		12	13	17	0	17
	2813			13	1	64	5	69
	2814			14	1	52	0	52
	2815			15	1	38	3	41
	2816			16	2	7	0	7
	2817	1	3	17	1	88	0	88
	2818			18	1	117	0	117
	2819			19	2	30	2	32
	2820			20	2	53	0	53
	2821			21	2	37	0	37
	2822			22	2	40	1	41
	2823			23	2	35	1	36
	2824			24	3	4	0	4
	2825	14	3	25	1	11	1	12
	2826	1	4	26	2	35	3	38
	2827			27	2	18	0	18
	2828			28	3	26	0	26
	2829			29	3	46	0	46
	2830			30	3	64	2	66
	2831			31	3	53	3	56
	2832			32	3	59	0	59
2833	6		33	3	3	0	3	
2834		5	34	4	18	0	18	
2835			35	4	19	1	20	
2836			36	5	9	0	9	
2837			37	14	8	0	8	
2838			38	14	27	0	27	
2839			39	14	11	0	11	
2840	4	6	40	5	3	0	3	
2841			41	6	10	0	10	
2842			42	6	12	0	12	
2843	6	6	43	5	3	0	3	
2844			44	14	10	0	10	
2845			45	5	6	0	6	

NOTE: The last line in each community, before "Total Votes", represents the votes cast on limited ballots.

**RI GENERAL ELECTION
November 5, 2002**

LIEUTENANT GOVERNOR

Gregg R. STEVENS

Community	Precinct	Senate District	Rep District	Vote District	Ward	Precinct Votes	Mail Votes	Total Votes
PROVIDENCE (cont'd)	2846	6	6	46	14	2	0	2
	2847	4	7	47	5	16	0	16
	2848			48	5	27	0	27
	2849			49	5	12	0	12
	2850			50	12	0	0	0
	2851			51	5	2	0	2
	2852			52	6	9	0	9
	2853			53	6	17	0	17
	2854			54	12	8	0	8
	2855			55	15	1	0	1
	2856		8	56	12	5	0	5
	2857			57	12	3	0	3
	2858			58	15	2	0	2
	2859	5		59	6	1	0	1
	2860			60	13	3	2	5
	2861			61	13	32	0	32
	2862			62	13	37	0	37
	2863			63	13	34	0	34
	2864			64	15	10	0	10
	2865	3	9	65	7	1	0	1
	2866			66	15	18	2	20
	2867	5		67	6	1	0	1
	2868			68	11	9	0	9
	2869			69	13	69	1	70
	2870			70	15	4	0	4
	2871			71	15	24	0	24
	2872	2	10	72	8	5	0	5
	2873			73	9	4	0	4
	2874	3		74	8	18	0	18
	2875			75	8	6	0	6
	2876			76	8	11	0	11
	2877	5		77	8	0	0	0
	2878			78	11	4	0	4
2879			79	15	3	0	3	
2880	2	11	80	9	20	2	22	
2881			81	9	16	0	16	
2882			82	9	17	0	17	
2883			83	9	21	0	21	
2884			84	11	8	0	8	
2885	5		85	11	9	0	9	
2886	2	12	86	10	8	0	8	
2887			87	10	8	1	9	
2888			88	10	4	0	4	
2889			89	10	13	0	13	
2890			90	11	3	0	3	
2891	5		91	11	3	1	4	
2892	3	13	92	7	18	0	18	
2893			93	7	11	0	11	
2894			94	7	8	0	8	
2895			95	7	13	0	13	
2896			96	15	8	0	8	
2897	5	11	97	8	1	0	1	
2898					0	0	0	
2899					0	1	1	
Total Votes						1,755	35	1,790

NOTE: The last line in each community, before "Total Votes", represents the votes cast on limited ballots.

**RI GENERAL ELECTION
November 5, 2002**

LIEUTENANT GOVERNOR

Gregg R. STEVENS

Community	Precinct	Senate District	Rep District	Vote District	Ward	Precinct Votes	Mail Votes	Total Votes	
RICHMOND	2901	34	39	1		18	0	18	
	2902			2		18	0	18	
	2903			3		31	2	33	
	2904			4		18	0	18	
	2905			0		0	0	0	
	Total Votes					85	2	87	
SCITUATE	3001	24	41	1		13	4	17	
	3002			2		15	0	15	
	3003			3		12	0	12	
	3004			4		20	1	21	
	3005			5		15	2	17	
	3006			0		0	0	0	
Total Votes					75	7	82		
SMITHFIELD	3101	22	44	1		5	0	5	
	3102			2		13	0	13	
	3103			3		2	0	2	
	3104			4		14	0	14	
	3105			5		10	1	11	
	3106			53	6		9	0	9
	3107			7		15	1	16	
	3108			8		8	0	8	
	3109			9		10	4	14	
	3110			10		10	1	11	
	3111			0		0	0	0	
Total Votes					96	7	103		
SOUTH KINGSTOWN	3201	37	33	1		80	1	81	
	3202			2		62	2	64	
	3203			34	3		57	1	58
	3204			4		83	3	86	
	3205			35	5		20	0	20
	3206			6		75	2	77	
	3207			7		60	3	63	
	3208			8		61	3	64	
	3209			9		94	1	95	
	3210			36	10		52	3	55
	3211			11		27	1	28	
	3212			12		50	2	52	
	3213			0		0	0	0	
Total Votes					721	22	743		
TIVERTON	3301	10	70	1		22	0	22	
	3302			2		8	0	8	
	3303			3		19	0	19	
	3304			4		13	0	13	
	3305			5		18	0	18	
	3306			71	6		6	0	6
	3307			12	7		14	0	14
	3308			8		24	1	25	
	3309			0		0	1	1	
Total Votes					124	2	126		

NOTE: The last line in each community, before "Total Votes", represents the votes cast on limited ballots.

**RI GENERAL ELECTION
November 5, 2002**

LIEUTENANT GOVERNOR

Gregg R. STEVENS

Community	Precinct	Senate District	Rep District	Vote District	Ward	Precinct Votes	Mail Votes	Total Votes
WARREN	3401	10	67	1		10	0	10
	3402			2		11	0	11
	3403			3		11	1	12
	3404			4		10	2	12
	3405		68	5		3	1	4
	3406					0	0	0
Total Votes						45	4	49
WARWICK	3501	28	19	1	1	15	0	15
	3502			2	1	8	0	8
	3503	29		3	1	12	1	13
	3504			4	1	12	0	12
	3505			5	1	13	0	13
	3506			6	1	9	0	9
	3507			7	2	17	0	17
	3508	31		8	2	3	0	3
	3509		20	9	2	3	0	3
	3510			10	2	15	0	15
	3511			11	2	12	2	14
	3512			12	3	8	0	8
	3513			13	3	2	0	2
	3514			14	7	5	0	5
	3515			15	7	24	1	25
	3516			16	8	13	3	16
	3517			17	8	7	0	7
	3518	29	21	18	2	10	0	10
	3519			19	3	6	0	6
	3520			20	3	15	1	16
	3521			21	4	14	0	14
	3522			22	4	17	1	18
	3523			23	4	14	1	15
	3524			24	4	16	0	16
	3525		22	25	4	3	0	3
	3526			26	5	4	0	4
	3527	30		27	5	15	0	15
	3528			28	5	11	0	11
	3529			29	5	11	0	11
	3530			30	5	20	0	20
	3531			31	5	9	0	9
	3532			32	6	19	0	19
	3533	29	23	33	3	9	0	9
	3534			34	3	14	0	14
3535	30		35	6	12	0	12	
3536			36	6	7	0	7	
3537			37	6	22	1	23	
3538			38	6	11	0	11	
3539			39	7	11	0	11	
3540			40	7	12	1	13	
3541	30	24	41	7	6	0	6	
3542			42	9	12	1	13	
3543			43	9	18	0	18	
3544	31		44	7	4	0	4	
3545			45	8	8	0	8	
3546			46	8	10	0	10	
3547			47	9	19	0	19	

NOTE: The last line in each community, before "Total Votes", represents the votes cast on limited ballots.

**RI GENERAL ELECTION
November 5, 2002**

LIEUTENANT GOVERNOR

Gregg R. STEVENS

Community	Precinct	Senate District	Rep District	Vote District	Ward	Precinct Votes	Mail Votes	Total Votes
WARWICK (cont'd)	3548	31	24	48	9	19	0	19
	3549			49	9	9	0	9
	3550	33		50	9	2	0	2
	3551	35		51	9	8	0	8
	3552	31	26	52	8	7	0	7
	3553		27	53	8	12	0	12
	3554					0	0	0
Total Votes						594	13	607
WESTERLY	3601	38	36	1		21	0	21
	3602		37	2		22	1	23
	3603			3		21	0	21
	3604			4		22	0	22
	3605			5		19	1	20
	3606			6		29	0	29
	3607			7		24	0	24
	3608			8		23	0	23
	3609			9		15	0	15
	3610			10		22	2	24
	3611		38	11		21	2	23
	3612			12		21	2	23
	3613			13		23	0	23
	3614			14		13	0	13
	3615					0	0	0
Total Votes						296	8	304
WEST GREENWICH	3701	34	29	1		19	0	19
	3702			2		10	2	12
	3703		30	3		8	0	8
	3704					0	0	0
Total Votes						37	2	39
WEST WARWICK	3801	32	25	1	2	21	1	22
	3802			2	4	5	0	5
	3803			3	4	9	0	9
	3804			4	3	13	0	13
	3805			5	3	8	0	8
	3806		26	6	1	12	0	12
	3807			7	2	6	1	7
	3808			8	1	16	2	18
	3809			9	1	11	0	11
	3810		27	10	4	5	0	5
	3811			11	4	2	0	2
	3812			12	4	10	1	11
	3813	32		13	5	15	1	16
	3814			14	5	8	0	8
	3815	33		15	5	12	0	12
	3816					0	0	0
Total Votes						153	6	159

NOTE: The last line in each community, before "Total Votes", represents the votes cast on limited ballots.

**RI GENERAL ELECTION
November 5, 2002**

LIEUTENANT GOVERNOR

Gregg R. STEVENS

Community	Precinct	Senate District	Rep District	Vote District	Ward	Precinct Votes	Mail Votes	Total Votes
WOONSOCKET	3901					14	0	14
	3902	20	49	1		10	0	10
	3903	21		2		13	1	14
	3904			3		15	1	16
	3905			4		15	0	15
	3906			5		8	0	8
	3907	20	50	6		3	1	4
	3908	21		7		16	0	16
	3909			8		21	0	21
	3910			9		17	0	17
	3911			10		13	0	13
	3912			11		15	0	15
	3913	20	51	12		10	0	10
	3914			13		10	0	10
	3915			14		11	0	11
	3916			15		12	0	12
	3917			16		0	0	0
Total Votes						203	3	206
Statewide Total						8,446	259	8,705

NOTE: The last line in each community, before "Total Votes", represents the votes cast on limited ballots.

**RI GENERAL ELECTION
November 5, 2002**

SECRETARY OF STATE

Matthew A. BROWN

DEMOCRAT

SECRETARY OF STATE

Community	Precinct	Senate District	Rep District	Vote District	Ward	Precinct Votes	Mail Votes	Total Votes
BARRINGTON	101	9	66	1		494	14	508
	102			2		378	8	386
	103			3		485	13	498
	104			4		594	21	615
	105			5		678	15	693
	106			6		545	17	562
	107		67	7		468	13	481
	108			8		467	7	474
	109					0	0	0
Total Votes						4,109	108	4,217
BRISTOL	201	9	68	1		452	12	464
	202			2		435	16	451
	203			3		486	51	537
	204			4		231	10	241
	205	10		5		221	6	227
	206	11		6		475	18	493
	207			7		131	2	133
	208	9	69	8		270	5	275
	209	10		9		531	46	577
	210	11		10		338	12	350
	211			11		494	20	514
	212					0	2	2
Total Votes						4,064	200	4,264
BURRILLVILLE	301	23	47	1		514	20	534
	302			2		413	36	449
	303			3		483	12	495
	304			4		405	5	410
	305			5		506	5	511
	306		48	6		501	7	508
	307					0	1	1
Total Votes						2,822	86	2,908
CENTRAL FALLS	401	16	56	1	1	301	4	305
	402			2	2	142	15	157
	403			3	3	389	15	404
	404			4	4	350	1	351
	405			5	5	126	2	128
	406		57	6	2	229	18	247
	407			7	4	86	1	87
	408			8	5	206	2	208
	409					0	4	4
Total Votes						1,829	62	1,891
CHARLESTOWN	501	34	36	1		250	6	256
	502	38		2		229	10	239
	503			3		327	4	331
	504			4		324	5	329
	505	34	39	5		76	1	77
	506	38		6		200	1	201
	507			7		233	2	235
	508					0	0	0
Total Votes						1,639	29	1,668

NOTE: The last line in each community, before "Total Votes", represents the votes cast on limited ballots.

**RI GENERAL ELECTION
November 5, 2002**

SECRETARY OF STATE

Matthew A. BROWN

Community	Precinct	Senate District	Rep District	Vote District	Ward	Precinct Votes	Mail Votes	Total Votes
COVENTRY	601	33	25	1	3	435	2	437
	602		26	2	3	585	13	598
	603		27	3	4	433	3	436
	604	24	28	4	2	418	1	419
	605			5	2	371	4	375
	606			6	2	427	9	436
	607			7	4	132	2	134
	608			8	5	220	5	225
	609			9	1	424	8	432
	610			10	2	271	2	273
	611	33		11	3	456	12	468
	612			12	1	412	5	417
	613		29	13	5	365	19	384
	614			14	4	483	13	496
	615			15	5	470	8	478
	616			16	5	353	9	362
	617			17	4	344	0	344
	618	24	40	18	1	374	3	377
	619	33		19	1	129	7	136
	620					0	0	0
Total Votes						7,102	125	7,227
CRANSTON	701	26	14	1	3	329	5	334
	702			2	3	355	6	361
	703			3	3	251	5	256
	704			4	3	200	15	215
	705			5	3	245	6	251
	706			6	3	286	5	291
	707			7	5	378	8	386
	708			8	5	191	7	198
	709	28		9	3	393	3	396
	710	26	15	10	4	534	8	542
	711			11	4	505	14	519
	712			12	5	145	7	152
	713	27		13	4	588	12	600
	714			14	4	520	9	529
	715			15	6	399	13	412
	716			16	6	536	16	552
	717			17	6	220	35	255
	718	26	16	18	5	58	0	58
	719			19	4	227	8	235
	720	27		20	2	347	10	357
	721			21	6	534	19	553
	722			22	4	297	10	307
	723			23	6	653	32	685
	724			24	6	507	13	520
	725			25	6	114	2	116
	726	28		26	1	151	0	151
	727		16	27	2	540	16	556
	728	26	17	28	5	407	17	424
	729	27		29	3	369	11	380
	730			30	5	509	19	528
	731			31	5	504	18	522
	732			32	2	252	6	258
	733			33	2	390	12	402

NOTE: The last line in each community, before "Total Votes", represents the votes cast on limited ballots.

**RI GENERAL ELECTION
November 5, 2002**

SECRETARY OF STATE

Matthew A. BROWN

Community	Precinct	Senate District	Rep District	Vote District	Ward	Precinct Votes	Mail Votes	Total Votes
CRANSTON (cont'd)	734	27	17	34	2	232	8	240
	735	28		35	3	214	1	215
	736			36	2	519	11	530
	737		18	37	2	312	15	327
	738			38	1	303	4	307
	739			39	1	472	12	484
	740			40	2	447	6	453
	741			41	1	435	14	449
	742			42	1	374	6	380
	743			43	1	578	28	606
	744			44	1	505	15	520
	745		19	45	1	401	13	414
	746	26	41	46	5	212	5	217
	747			47	4	397	8	405
	748			48	4	246	2	248
	749		42	49	5	456	8	464
	750			50	5	562	14	576
751					4	0	4	
Total Votes						18,603	537	19,140
CUMBERLAND	801	20	45	1	5	483	8	491
	802			2	5	430	9	439
	803			3	5	318	4	322
	804			4	5	237	3	240
	805	19	52	5	2	525	8	533
	806			6	3	475	16	491
	807			7	3	516	9	525
	808			8	3	456	8	464
	809			9	4	474	12	486
	810			10	4	384	34	418
	811	20		11	4	432	8	440
	812			12	4	348	8	356
	813	16	57	13	1	265	3	268
	814			14	1	303	4	307
	815	19		15	1	322	2	324
	816			16	1	299	6	305
	817			17	2	549	7	556
	818			18	2	423	6	429
	819					0	1	1
Total Votes						7,239	156	7,395
EAST GREENWICH	901	33	30	1		181	9	190
	902			2		352	6	358
	903	35		3		448	10	458
	904			4		471	44	515
	905			5		368	19	387
	906			6		231	3	234
	907			7		414	8	422
	908			8		274	15	289
	909					1	0	1
	Total Votes					2,740	114	2,854
EAST PROVIDENCE	1001	14	2	1	1	215	15	230
	1002			2	2	353	10	363
	1003	8	62	3	1	188	3	191
	1004	14		4	1	524	12	536
	1005	8	63	5	1	446	6	452

NOTE: The last line in each community, before "Total Votes", represents the votes cast on limited ballots.

RI GENERAL ELECTION
November 5, 2002

SECRETARY OF STATE

Matthew A. BROWN

Community	Precinct	Senate District	Rep District	Vote District	Ward	Precinct Votes	Mail Votes	Total Votes
EAST PROVIDENCE (cont'd)	1006	14	63	6	1	620	28	648
	1007	18		7	1	349	10	359
	1008			8	2	113	3	116
	1009			9	3	682	47	729
	1010			10	3	509	12	521
	1011			11	3	455	40	495
	1012	14	64	12	1	310	9	319
	1013			13	1	491	25	516
	1014			14	2	606	17	623
	1015			15	2	465	19	484
	1016			16	2	512	19	531
	1017	18		17	2	123	17	140
	1018			18	3	342	12	354
	1019		65	19	3	154	6	160
	1020			20	3	379	15	394
	1021			21	4	516	23	539
	1022			22	4	557	23	580
	1023			23	4	668	17	685
	1024			24	4	499	14	513
	1025			25	4	600	9	609
1026		66	26	4	246	8	254	
1027					0	0	0	
Total Votes						10,922	419	11,341
EXETER	1101	34	31	1		435	12	447
	1102		39	2		324	12	336
	1103			3		401	8	409
	1104					0	0	0
Total Votes						1,160	32	1,192
FOSTER	1201	24	40	1		485	16	501
	1202			2		426	8	434
	1203					0	0	0
Total Votes						911	24	935
GLOCESTER	1301	23	40	1		437	14	451
	1302			2		476	4	480
	1303			3		406	10	416
	1304		47	4		106	1	107
	1305		53	5		446	9	455
	1306					0	3	3
Total Votes						1,871	41	1,912
HOPKINTON	1401	34	38	1		409	6	415
	1402			2		414	3	417
	1403			3		465	10	475
	1404					0	0	0
Total Votes						1,288	19	1,307
JAMESTOWN	1501	13	74	1		569	32	601
	1502			2		529	27	556
	1503			3		543	19	562
	1504					0	2	2
Total Votes						1,641	80	1,721
JOHNSTON	1601	25	13	1	2	299	8	307
	1602			2	2	396	15	411
	1603		42	3	1	354	12	366
	1604			4	2	77	2	79
	1605			5	2	440	50	490

NOTE: The last line in each community, before "Total Votes", represents the votes cast on limited ballots.

**RI GENERAL ELECTION
November 5, 2002**

SECRETARY OF STATE

Matthew A. BROWN

Community	Precinct	Senate District	Rep District	Vote District	Ward	Precinct Votes	Mail Votes	Total Votes
JOHNSTON (cont'd)	1606	25	42	6	5	565	8	573
	1607			7	1	381	29	410
	1608			8	1	546	16	562
	1609		43	9	2	179	4	183
	1610			10	4	481	9	490
	1611			11	5	410	15	425
	1612			12	3	407	17	424
	1613			13	3	616	19	635
	1614			14	4	574	10	584
	1615			15	4	425	9	434
	1616			16	2	54	3	57
	1617			17	3	403	15	418
	1618		44	18	5	618	18	636
	1619					0	2	2
	Total Votes						7,225	261
LINCOLN	1701	7	44	1	3	416	7	423
	1702			2	3	463	17	480
	1703	19	45	3	5	242	3	245
	1704			4	4	118	2	120
	1705			5	5	626	17	643
	1706			6	4	471	11	482
	1707			7	3	54	2	56
	1708	7	46	8	4	333	6	339
	1709	17		9	1	338	10	348
	1710			10	1	433	18	451
	1711			11	1	279	3	282
	1712			12	2	278	8	286
	1713			13	3	240	2	242
	1714	19		14	4	164	0	164
	1715			15	2	581	9	590
	1716			16	2	202	2	204
	1717					0	0	0
Total Votes						5,238	117	5,355
LITTLE COMPTON	1801	12	71	1		462	32	494
	1802			2		405	18	423
	1803					0	0	0
Total Votes						867	50	917
MIDDLETOWN	1901	12	72	1		361	19	380
	1902			2		468	16	484
	1903			3		277	24	301
	1904			4		398	18	416
	1905		73	5		120	1	121
	1906		74	6		463	28	491
	1907			7		313	17	330
	1908			8		535	15	550
	1909					0	1	1
	Total Votes						2,935	139
NARRAGANSETT	2001	36	33	1		374	16	390
	2002			2		399	3	402
	2003			3		377	9	386
	2004			4		312	20	332
	2005			5		366	7	373
	2006		34	6		356	17	373
	2007			7		354	12	366

NOTE: The last line in each community, before "Total Votes", represents the votes cast on limited ballots.

**RI GENERAL ELECTION
November 5, 2002**

SECRETARY OF STATE

Matthew A. BROWN

Community	Precinct	Senate District	Rep District	Vote District	Ward	Precinct Votes	Mail Votes	Total Votes
NARRAGANSETT (cont'd)	2008	36	34	8		368	13	381
	2009			9		445	23	468
	2010			10		329	22	351
	2011			11		347	22	369
	2012					0	0	0
	Total Votes						4,027	164
NEWPORT	2101	12	72	1	3	175	5	180
	2102		73	2	2	381	13	394
	2103			3	2	173	6	179
	2104	13		4	2	223	9	232
	2105			5	2	279	6	285
	2106			6	1	534	9	543
	2107			7	1	102	2	104
	2108		75	8	1	251	14	265
	2109			9	3	251	16	267
	2110			10	3	346	25	371
	2111			11	3	343	18	361
	2112			12	4	331	18	349
	2113			13	4	373	16	389
	2114			14	4	408	17	425
	2115					0	1	1
	Total Votes						4,170	175
NEW SHOREHAM	2201	37	36	1		485	80	565
	2202					0	0	0
Total Votes						485	80	565
NORTH KINGSTOWN	2301	35	31	1		394	7	401
	2302			2		471	12	483
	2303			3		567	24	591
	2304			4		458	14	472
	2305			5		504	19	523
	2306		32	6		175	17	192
	2307			7		370	15	385
	2308			8		440	10	450
	2309	36		9		435	15	450
	2310			10		680	30	710
	2311			11		542	21	563
	2312			12		537	21	558
	2313	35	33	13		383	5	388
	2314	36		14		96	3	99
	2315					0	0	0
Total Votes						6,052	213	6,265
NORTH PROVIDENCE	2401	7	6	1	3	561	12	573
	2402			2	3	690	10	700
	2403		54	3	1	482	15	497
	2404			4	1	609	17	626
	2405			5	1	441	8	449
	2406			6	1	775	7	782
	2407			7	3	599	15	614
	2408			8	3	540	12	552
	2409			9	1	195	24	219
	2410		55	10	1	566	10	576
	2411			11	2	359	5	364
	2412			12	2	575	14	589
	2413			13	3	418	23	441

NOTE: The last line in each community, before "Total Votes", represents the votes cast on limited ballots.

**RI GENERAL ELECTION
November 5, 2002**

SECRETARY OF STATE

Matthew A. BROWN

Community	Precinct	Senate District	Rep District	Vote District	Ward	Precinct Votes	Mail Votes	Total Votes
NORTH PROVIDENCE (cont'd)	2414	17	55	14	2	659	14	673
	2415			15	2	497	2	499
	2416			16	2	364	3	367
	2417			17	2	542	13	555
	2418		58	18	2	148	3	151
	2419					0	0	0
Total Votes						9,020	207	9,227
NORTH SMITHFIELD	2501	21	48	1		359	46	405
	2502	22		2		451	5	456
	2503			3		536	6	542
	2504			4		480	3	483
	2505	23		5		287	3	290
	2506			6		444	11	455
	2507					0	3	3
Total Votes						2,557	77	2,634
PAWTUCKET	2601	16	46	1	6	65	1	66
	2602	17		2	6	295	3	298
	2603	16	58	3	5	138	2	140
	2604			4	6	126	6	132
	2605	17		5	5	300	3	303
	2606			6	6	459	3	462
	2607			7	6	559	16	575
	2608	15	59	8	4	619	21	640
	2609			9	4	271	3	274
	2610			10	6	29	0	29
	2611			11	5	596	14	610
	2612			12	5	299	16	315
	2613	16		13	6	321	18	339
	2614	17		14	4	20	0	20
	2615			15	5	67	0	67
	2616	8	60	16	1	503	12	515
	2617			17	2	202	9	211
	2618	15		18	1	417	11	428
	2619			19	2	298	7	305
	2620			20	4	336	10	346
	2621	8	61	21	1	574	11	585
	2622			22	1	461	18	479
	2623			23	2	555	9	564
	2624			24	2	444	13	457
	2625			25	2	576	8	584
	2626			26	3	720	18	738
2627		62	27	3	602	23	625	
2628			28	3	538	19	557	
2629	15		29	3	425	21	446	
2630			30	4	354	3	357	
2631			31	4	412	27	439	
2632	8	63	32	3	256	29	285	
2633					0	0	0	
Total Votes						11,837	354	12,191
PORTSMOUTH	2701	11	69	1		52	4	56
	2702			2		226	11	237
	2703			3		322	15	337
	2704		70	4		324	8	332
	2705			5		323	15	338

NOTE: The last line in each community, before "Total Votes", represents the votes cast on limited ballots.

**RI GENERAL ELECTION
November 5, 2002**

SECRETARY OF STATE

Matthew A. BROWN

Community	Precinct	Senate District	Rep District	Vote District	Ward	Precinct Votes	Mail Votes	Total Votes
PORTSMOUTH (cont'd)	2706	11	71	6		398	13	411
	2707			7		360	22	382
	2708			8		290	13	303
	2709		72	9		336	13	349
	2710			10		346	10	356
	2711			11		298	16	314
	2712			12		361	15	376
	2713					0	0	0
	Total Votes						3,636	155
PROVIDENCE	2801	4	1	1	12	207	0	207
	2802			2	12	265	6	271
	2803	6		3	4	328	20	348
	2804			4	4	261	4	265
	2805			5	5	183	3	186
	2806			6	12	155	4	159
	2807			7	14	91	0	91
	2808	1	2	8	1	448	22	470
	2809			9	11	10	0	10
	2810	5		10	13	15	1	16
	2811			11	11	154	13	167
	2812	14		12	13	90	5	95
	2813			13	1	526	25	551
	2814			14	1	331	33	364
	2815			15	1	280	15	295
	2816			16	2	100	1	101
	2817	1	3	17	1	314	3	317
	2818			18	1	284	0	284
	2819			19	2	365	15	380
	2820			20	2	392	3	395
	2821			21	2	403	8	411
	2822			22	2	613	11	624
	2823			23	2	568	12	580
	2824			24	3	79	2	81
	2825	14	3	25	1	128	3	131
	2826	1	4	26	2	604	21	625
	2827			27	2	476	16	492
	2828			28	3	416	15	431
	2829			29	3	500	8	508
	2830			30	3	605	13	618
	2831			31	3	518	26	544
	2832			32	3	713	26	739
	2833	6		33	3	119	28	147
	2834		5	34	4	660	12	672
	2835			35	4	574	59	633
	2836			36	5	179	6	185
	2837			37	14	206	7	213
	2838			38	14	387	7	394
	2839			39	14	562	12	574
	2840	4	6	40	5	136	1	137
	2841			41	6	472	25	497
	2842			42	6	249	32	281
	2843	6	6	43	5	52	0	52
	2844			44	14	434	14	448
	2845			45	5	340	5	345

NOTE: The last line in each community, before "Total Votes", represents the votes cast on limited ballots.

**RI GENERAL ELECTION
November 5, 2002**

SECRETARY OF STATE

Matthew A. BROWN

Community	Precinct	Senate District	Rep District	Vote District	Ward	Precinct Votes	Mail Votes	Total Votes
PROVIDENCE (cont'd)	2846	6	6	46	14	61	5	66
	2847	4	7	47	5	641	14	655
	2848			48	5	579	23	602
	2849			49	5	486	49	535
	2850			50	12	12	0	12
	2851			51	5	62	1	63
	2852			52	6	414	6	420
	2853			53	6	378	5	383
	2854			54	12	201	7	208
	2855			55	15	4	0	4
	2856		8	56	12	157	4	161
	2857			57	12	52	3	55
	2858			58	15	19	1	20
	2859	5		59	6	32	0	32
	2860			60	13	73	5	78
	2861			61	13	258	21	279
	2862			62	13	335	12	347
	2863			63	13	393	11	404
	2864			64	15	205	3	208
	2865	3	9	65	7	134	2	136
	2866			66	15	374	28	402
	2867	5		67	6	38	1	39
	2868			68	11	342	27	369
	2869			69	13	488	19	507
	2870			70	15	55	0	55
	2871			71	15	191	1	192
	2872	2	10	72	8	301	8	309
	2873			73	9	71	1	72
	2874	3		74	8	674	37	711
	2875			75	8	302	24	326
	2876			76	8	339	16	355
	2877	5		77	8	41	11	52
	2878			78	11	79	4	83
	2879			79	15	51	1	52
	2880	2	11	80	9	526	9	535
	2881			81	9	487	10	497
2882			82	9	503	7	510	
2883			83	9	323	3	326	
2884			84	11	118	0	118	
2885	5		85	11	179	3	182	
2886	2	12	86	10	420	7	427	
2887			87	10	308	3	311	
2888			88	10	361	7	368	
2889			89	10	384	8	392	
2890			90	11	250	24	274	
2891	5		91	11	127	26	153	
2892	3	13	92	7	547	20	567	
2893			93	7	309	10	319	
2894			94	7	286	13	299	
2895			95	7	336	16	352	
2896			96	15	245	12	257	
2897	5	11	97	8	46	4	50	
2898					0	1	1	
2899					0	2	2	
Total Votes						28,389	1,077	29,466

NOTE: The last line in each community, before "Total Votes", represents the votes cast on limited ballots.

**RI GENERAL ELECTION
November 5, 2002**

SECRETARY OF STATE

Matthew A. BROWN

Community	Precinct	Senate District	Rep District	Vote District	Ward	Precinct Votes	Mail Votes	Total Votes	
RICHMOND	2901	34	39	1		184	1	185	
	2902			2		315	10	325	
	2903			3		492	5	497	
	2904			4		367	5	372	
	2905			0		0	0	0	
Total Votes					1,358	21	1,379		
SCITUATE	3001	24	41	1		413	24	437	
	3002			2		378	10	388	
	3003			3		427	14	441	
	3004			4		493	15	508	
	3005			5		420	8	428	
	3006			0		0	0	0	
Total Votes					2,131	71	2,202		
SMITHFIELD	3101	22	44	1		424	8	432	
	3102			2		540	8	548	
	3103			3		381	8	389	
	3104			4		532	14	546	
	3105			5		359	42	401	
	3106			53	6		585	10	595
	3107			7		482	34	516	
	3108			8		335	14	349	
	3109			9		560	57	617	
	3110			10		290	11	301	
	3111			0		0	0	0	
Total Votes					4,488	206	4,694		
SOUTH KINGSTOWN	3201	37	33	1		513	20	533	
	3202			2		599	21	620	
	3203			34	3		472	18	490
	3204			4		574	22	596	
	3205			35	5		122	3	125
	3206			6		598	15	613	
	3207			7		520	13	533	
	3208			8		423	16	439	
	3209			9		649	11	660	
	3210			36	10		520	30	550
	3211			11		385	5	390	
	3212			12		582	21	603	
	3213			0		0	0	0	
Total Votes					5,957	195	6,152		
TIVERTON	3301	10	70	1		454	13	467	
	3302			2		298	3	301	
	3303			3		471	5	476	
	3304			4		483	12	495	
	3305			5		411	17	428	
	3306			71	6		158	1	159
	3307			12	7		262	1	263
	3308			8		497	7	504	
	3309			0		0	1	1	
Total Votes					3,034	60	3,094		

NOTE: The last line in each community, before "Total Votes", represents the votes cast on limited ballots.

**RI GENERAL ELECTION
November 5, 2002**

SECRETARY OF STATE

Matthew A. BROWN

Community	Precinct	Senate District	Rep District	Vote District	Ward	Precinct Votes	Mail Votes	Total Votes
WARREN	3401	10	67	1		236	2	238
	3402			2		275	8	283
	3403			3		299	26	325
	3404			4		320	12	332
	3405		68	5		250	21	271
	3406					0	0	0
Total Votes						1,380	69	1,449
WARWICK	3501	28	19	1	1	429	5	434
	3502			2	1	361	10	371
	3503	29		3	1	567	9	576
	3504			4	1	352	6	358
	3505			5	1	546	8	554
	3506			6	1	386	16	402
	3507			7	2	447	2	449
	3508	31		8	2	154	3	157
	3509		20	9	2	171	4	175
	3510			10	2	486	1	487
	3511			11	2	545	7	552
	3512			12	3	399	1	400
	3513			13	3	290	15	305
	3514			14	7	387	3	390
	3515			15	7	520	12	532
	3516			16	8	375	32	407
	3517			17	8	236	9	245
	3518	29	21	18	2	432	6	438
	3519			19	3	214	15	229
	3520			20	3	657	10	667
	3521			21	4	541	10	551
	3522			22	4	545	14	559
	3523			23	4	559	14	573
	3524			24	4	424	7	431
	3525		22	25	4	118	3	121
	3526			26	5	153	1	154
	3527	30		27	5	449	9	458
	3528			28	5	459	14	473
	3529			29	5	546	13	559
	3530			30	5	398	9	407
	3531			31	5	300	11	311
	3532			32	6	520	4	524
3533	29	23	33	3	222	1	223	
3534			34	3	407	7	414	
3535	30		35	6	421	5	426	
3536			36	6	323	6	329	
3537			37	6	558	7	565	
3538			38	6	401	15	416	
3539			39	7	475	7	482	
3540			40	7	467	7	474	
3541	30	24	41	7	113	0	113	
3542			42	9	352	19	371	
3543			43	9	311	9	320	
3544	31		44	7	121	2	123	
3545			45	8	346	7	353	
3546			46	8	431	14	445	
3547			47	9	476	9	485	

NOTE: The last line in each community, before "Total Votes", represents the votes cast on limited ballots.

**RI GENERAL ELECTION
November 5, 2002**

SECRETARY OF STATE

Matthew A. BROWN

Community	Precinct	Senate District	Rep District	Vote District	Ward	Precinct Votes	Mail Votes	Total Votes
WARWICK (cont'd)	3548	31	24	48	9	559	6	565
	3549			49	9	367	12	379
	3550	33		50	9	172	4	176
	3551	35		51	9	311	8	319
	3552	31	26	52	8	390	9	399
	3553		27	53	8	358	19	377
	3554					1	0	1
	Total Votes						20,548	456
WESTERLY	3601	38	36	1		313	8	321
	3602		37	2		302	5	307
	3603			3		346	16	362
	3604			4		250	16	266
	3605			5		334	21	355
	3606			6		331	11	342
	3607			7		313	12	325
	3608			8		264	16	280
	3609			9		321	10	331
	3610			10		325	19	344
	3611		38	11		270	10	280
	3612			12		193	6	199
	3613			13		325	10	335
	3614			14		179	1	180
	3615					0	0	0
	Total Votes						4,066	161
WEST GREENWICH	3701	34	29	1		385	8	393
	3702			2		491	7	498
	3703		30	3		152	5	157
	3704					0	1	1
	Total Votes						1,028	21
WEST WARWICK	3801	32	25	1	2	532	16	548
	3802			2	4	129	2	131
	3803			3	4	249	3	252
	3804			4	3	480	5	485
	3805			5	3	327	3	330
	3806		26	6	1	554	22	576
	3807			7	2	353	10	363
	3808			8	1	403	8	411
	3809			9	1	429	15	444
	3810		27	10	4	308	7	315
	3811			11	4	96	2	98
	3812			12	4	357	13	370
	3813	32		13	5	556	24	580
	3814			14	5	475	10	485
	3815	33		15	5	390	3	393
	3816					0	2	2
	Total Votes						5,638	145

NOTE: The last line in each community, before "Total Votes", represents the votes cast on limited ballots.

**RI GENERAL ELECTION
November 5, 2002**

SECRETARY OF STATE

Matthew A. BROWN

Community	Precinct	Senate District	Rep District	Vote District	Ward	Precinct Votes	Mail Votes	Total Votes
WOONSOCKET	3901					317	2	319
	3902	20	49	1		365	3	368
	3903	21		2		427	9	436
	3904			3		424	18	442
	3905			4		292	9	301
	3906			5		188	5	193
	3907	20	50	6		224	4	228
	3908	21		7		343	5	348
	3909			8		487	2	489
	3910			9		507	1	508
	3911			10		431	26	457
	3912			11		475	5	480
	3913	20	51	12		491	6	497
	3914			13		470	7	477
	3915			14		331	3	334
	3916			15		389	4	393
	3917			16		0	0	0
Total Votes						6,161	109	6,270
Statewide Total						210,167	6,615	216,782

NOTE: The last line in each community, before "Total Votes", represents the votes cast on limited ballots.

**RI GENERAL ELECTION
November 5, 2002**

SECRETARY OF STATE

Christopher W. STANLEY
REPUBLICAN

SECRETARY OF STATE

Community	Precinct	Senate District	Rep District	Vote District	Ward	Precinct Votes	Mail Votes	Total Votes
BARRINGTON	101	9	66	1		327	5	332
	102			2		281	4	285
	103			3		350	20	370
	104			4		327	12	339
	105			5		379	17	396
	106			6		489	25	514
	107		67	7		246	8	254
	108			8		378	15	393
	109					0	0	0
	Total Votes						2,777	106
BRISTOL	201	9	68	1		335	20	355
	202			2		386	18	404
	203			3		284	12	296
	204			4		154	4	158
	205	10		5		189	10	199
	206	11		6		280	7	287
	207			7		108	1	109
	208	9	69	8		108	3	111
	209	10		9		274	28	302
	210	11		10		174	6	180
	211			11		208	5	213
	212					0	0	0
	Total Votes						2,500	114
BURRILLVILLE	301	23	47	1		208	6	214
	302			2		250	17	267
	303			3		257	6	263
	304			4		144	3	147
	305			5		240	3	243
	306		48	6		302	1	303
	307					0	2	2
	Total Votes						1,401	38
CENTRAL FALLS	401	16	56	1	1	73	1	74
	402			2	2	23	5	28
	403			3	3	55	2	57
	404			4	4	71	2	73
	405			5	5	36	0	36
	406		57	6	2	53	5	58
	407			7	4	22	0	22
	408			8	5	60	0	60
	409					0	0	0
	Total Votes						393	15
CHARLESTOWN	501	34	36	1		168	3	171
	502	38		2		166	6	172
	503			3		230	8	238
	504			4		356	8	364
	505	34	39	5		53	1	54
	506	38		6		118	4	122
	507			7		147	3	150
	508					0	0	0
	Total Votes						1,238	33

NOTE: The last line in each community, before "Total Votes", represents the votes cast on limited ballots.

**RI GENERAL ELECTION
November 5, 2002**

SECRETARY OF STATE

Christopher W. STANLEY

Community	Precinct	Senate District	Rep District	Vote District	Ward	Precinct Votes	Mail Votes	Total Votes
COVENTRY	601	33	25	1	3	226	2	228
	602		26	2	3	329	4	333
	603		27	3	4	215	4	219
	604	24	28	4	2	225	3	228
	605			5	2	187	0	187
	606			6	2	226	2	228
	607			7	4	79	1	80
	608			8	5	157	0	157
	609			9	1	329	2	331
	610			10	2	96	1	97
	611	33		11	3	221	10	231
	612			12	1	279	7	286
	613		29	13	5	137	7	144
	614			14	4	230	4	234
	615			15	5	237	3	240
	616			16	5	272	8	280
	617			17	4	175	5	180
	618	24	40	18	1	262	8	270
	619	33		19	1	104	5	109
	620					0	0	0
Total Votes						3,986	76	4,062
CRANSTON	701	26	14	1	3	91	7	98
	702			2	3	121	6	127
	703			3	3	51	5	56
	704			4	3	72	5	77
	705			5	3	92	5	97
	706			6	3	81	2	83
	707			7	5	104	4	108
	708			8	5	67	1	68
	709	28		9	3	166	0	166
	710	26	15	10	4	346	9	355
	711			11	4	305	4	309
	712			12	5	95	0	95
	713	27		13	4	354	13	367
	714			14	4	258	6	264
	715			15	6	171	11	182
	716			16	6	245	9	254
	717			17	6	106	17	123
	718	26	16	18	5	18	0	18
	719			19	4	144	4	148
	720	27		20	2	120	9	129
	721			21	6	277	10	287
	722			22	4	116	4	120
	723			23	6	343	19	362
	724			24	6	220	6	226
	725			25	6	45	2	47
	726	28		26	1	38	0	38
	727		16	27	2	214	5	219
	728	26	17	28	5	130	8	138
	729	27		29	3	163	4	167
	730			30	5	297	5	302
	731			31	5	202	0	202
	732			32	2	123	4	127
	733			33	2	157	2	159

NOTE: The last line in each community, before "Total Votes", represents the votes cast on limited ballots.

**RI GENERAL ELECTION
November 5, 2002**

SECRETARY OF STATE

Christopher W. STANLEY

Community	Precinct	Senate District	Rep District	Vote District	Ward	Precinct Votes	Mail Votes	Total Votes
CRANSTON (cont'd)	734	27	17	34	2	100	5	105
	735	28		35	3	89	6	95
	736			36	2	224	3	227
	737		18	37	2	111	5	116
	738			38	1	100	3	103
	739			39	1	171	0	171
	740			40	2	190	4	194
	741			41	1	127	3	130
	742			42	1	125	4	129
	743			43	1	221	23	244
	744			44	1	156	4	160
	745		19	45	1	168	0	168
	746	26	41	46	5	155	6	161
	747			47	4	192	3	195
	748			48	4	157	9	166
	749		42	49	5	159	4	163
	750			50	5	195	8	203
751					1	0	1	
Total Votes						7,973	276	8,249
CUMBERLAND	801	20	45	1	5	286	12	298
	802			2	5	206	1	207
	803			3	5	173	2	175
	804			4	5	142	1	143
	805	19	52	5	2	157	0	157
	806			6	3	243	9	252
	807			7	3	290	7	297
	808			8	3	246	16	262
	809			9	4	344	5	349
	810			10	4	292	17	309
	811	20		11	4	256	5	261
	812			12	4	214	2	216
	813	16	57	13	1	52	0	52
	814			14	1	75	1	76
	815	19		15	1	114	0	114
	816			16	1	78	1	79
	817			17	2	191	4	195
	818			18	2	157	2	159
	819					0	0	0
Total Votes						3,516	85	3,601
EAST GREENWICH	901	33	30	1		206	11	217
	902			2		377	17	394
	903	35		3		305	12	317
	904			4		475	25	500
	905			5		234	14	248
	906			6		179	21	200
	907			7		352	16	368
	908			8		294	11	305
	909					1	0	1
	Total Votes						2,423	127
EAST PROVIDENCE	1001	14	2	1	1	37	2	39
	1002			2	2	73	2	75
	1003	8	62	3	1	54	2	56
	1004	14		4	1	172	3	175
	1005	8	63	5	1	155	3	158

NOTE: The last line in each community, before "Total Votes", represents the votes cast on limited ballots.

RI GENERAL ELECTION
November 5, 2002

SECRETARY OF STATE

Christopher W. STANLEY

Community	Precinct	Senate District	Rep District	Vote District	Ward	Precinct Votes	Mail Votes	Total Votes
EAST PROVIDENCE (cont'd)	1006	14	63	6	1	257	11	268
	1007	18		7	1	174	7	181
	1008			8	2	17	2	19
	1009			9	3	228	23	251
	1010			10	3	122	4	126
	1011			11	3	173	3	176
	1012	14	64	12	1	73	2	75
	1013			13	1	103	14	117
	1014			14	2	136	3	139
	1015			15	2	86	2	88
	1016			16	2	105	2	107
	1017	18		17	2	31	1	32
	1018			18	3	61	1	62
	1019		65	19	3	60	3	63
	1020			20	3	128	2	130
	1021			21	4	177	5	182
	1022			22	4	219	12	231
	1023			23	4	266	10	276
	1024			24	4	192	3	195
	1025			25	4	237	6	243
1026		66	26	4	89	1	90	
1027					0	0	0	
Total Votes						3,425	129	3,554
EXETER	1101	34	31	1		297	12	309
	1102		39	2		301	10	311
	1103			3		331	7	338
	1104					0	0	0
Total Votes						929	29	958
FOSTER	1201	24	40	1		412	11	423
	1202			2		366	19	385
	1203					0	0	0
Total Votes						778	30	808
GLOCESTER	1301	23	40	1		325	13	338
	1302			2		320	9	329
	1303			3		333	7	340
	1304		47	4		101	1	102
	1305		53	5		316	4	320
	1306					0	0	0
Total Votes						1,395	34	1,429
HOPKINTON	1401	34	38	1		265	10	275
	1402			2		299	4	303
	1403			3		323	7	330
	1404					0	0	0
Total Votes						887	21	908
JAMESTOWN	1501	13	74	1		302	25	327
	1502			2		278	15	293
	1503			3		358	12	370
	1504					0	1	1
Total Votes						938	53	991
JOHNSTON	1601	25	13	1	2	85	1	86
	1602			2	2	127	0	127
	1603		42	3	1	73	1	74
	1604			4	2	26	1	27
	1605			5	2	186	18	204

NOTE: The last line in each community, before "Total Votes", represents the votes cast on limited ballots.

**RI GENERAL ELECTION
November 5, 2002**

SECRETARY OF STATE

Christopher W. STANLEY

Community	Precinct	Senate District	Rep District	Vote District	Ward	Precinct Votes	Mail Votes	Total Votes
JOHNSTON (cont'd)	1606	25	42	6	5	218	4	222
	1607			7	1	114	5	119
	1608			8	1	164	2	166
	1609		43	9	2	54	1	55
	1610			10	4	165	2	167
	1611			11	5	171	5	176
	1612			12	3	108	1	109
	1613			13	3	158	3	161
	1614			14	4	166	3	169
	1615			15	4	114	4	118
	1616			16	2	20	1	21
	1617			17	3	113	1	114
	1618		44	18	5	299	8	307
	1619					0	0	0
	Total Votes						2,361	61
LINCOLN	1701	7	44	1	3	215	2	217
	1702			2	3	313	10	323
	1703	19	45	3	5	157	3	160
	1704			4	4	61	2	63
	1705			5	5	314	10	324
	1706			6	4	317	7	324
	1707			7	3	40	1	41
	1708	7	46	8	4	256	10	266
	1709	17		9	1	167	2	169
	1710			10	1	271	6	277
	1711			11	1	171	10	181
	1712			12	2	133	7	140
	1713			13	3	122	7	129
	1714	19		14	4	66	0	66
	1715			15	2	324	13	337
	1716			16	2	105	2	107
	1717					0	0	0
Total Votes						3,032	92	3,124
LITTLE COMPTON	1801	12	71	1		355	32	387
	1802			2		329	23	352
	1803					0	0	0
Total Votes						684	55	739
MIDDLETOWN	1901	12	72	1		287	16	303
	1902			2		295	18	313
	1903			3		218	18	236
	1904			4		258	20	278
	1905		73	5		60	1	61
	1906		74	6		278	18	296
	1907			7		181	6	187
	1908			8		325	19	344
	1909					0	1	1
	Total Votes						1,902	117
NARRAGANSETT	2001	36	33	1		196	11	207
	2002			2		160	2	162
	2003			3		170	3	173
	2004			4		170	12	182
	2005			5		205	7	212
	2006		34	6		222	15	237
	2007			7		145	12	157

NOTE: The last line in each community, before "Total Votes", represents the votes cast on limited ballots.

**RI GENERAL ELECTION
November 5, 2002**

SECRETARY OF STATE

Christopher W. STANLEY

Community	Precinct	Senate District	Rep District	Vote District	Ward	Precinct Votes	Mail Votes	Total Votes
NARRAGANSETT (cont'd)	2008	36	34	8		204	7	211
	2009			9		232	22	254
	2010			10		110	10	120
	2011			11		181	17	198
	2012					0	0	0
	Total Votes						1,995	118
NEWPORT	2101	12	72	1	3	102	5	107
	2102		73	2	2	178	6	184
	2103			3	2	67	4	71
	2104	13		4	2	99	5	104
	2105			5	2	76	3	79
	2106			6	1	212	7	219
	2107			7	1	42	3	45
	2108		75	8	1	135	14	149
	2109			9	3	158	8	166
	2110			10	3	230	20	250
	2111			11	3	189	6	195
	2112			12	4	135	11	146
	2113			13	4	257	16	273
	2114			14	4	241	17	258
	2115					0	0	0
	Total Votes						2,121	125
NEW SHOREHAM	2201	37	36	1		267	68	335
	2202					0	0	0
	Total Votes					267	68	335
NORTH KINGSTOWN	2301	35	31	1		235	8	243
	2302			2		300	12	312
	2303			3		381	19	400
	2304			4		265	12	277
	2305			5		301	13	314
	2306		32	6		151	13	164
	2307			7		248	15	263
	2308			8		265	9	274
	2309	36		9		308	8	316
	2310			10		415	27	442
	2311			11		389	23	412
	2312			12		373	21	394
	2313	35	33	13		268	10	278
	2314	36		14		63	2	65
	2315					0	2	2
	Total Votes						3,962	194
NORTH PROVIDENCE	2401	7	6	1	3	121	1	122
	2402			2	3	224	2	226
	2403		54	3	1	112	0	112
	2404			4	1	186	3	189
	2405			5	1	80	4	84
	2406			6	1	186	6	192
	2407			7	3	120	2	122
	2408			8	3	154	0	154
	2409			9	1	82	8	90
	2410		55	10	1	145	0	145
	2411			11	2	148	4	152
	2412			12	2	230	6	236
	2413			13	3	94	3	97

NOTE: The last line in each community, before "Total Votes", represents the votes cast on limited ballots.

**RI GENERAL ELECTION
November 5, 2002**

SECRETARY OF STATE

Christopher W. STANLEY

Community	Precinct	Senate District	Rep District	Vote District	Ward	Precinct Votes	Mail Votes	Total Votes
NORTH PROVIDENCE (cont'd)	2414	17	55	14	2	154	5	159
	2415			15	2	138	4	142
	2416			16	2	101	1	102
	2417			17	2	128	3	131
	2418		58	18	2	37	0	37
	2419					0	0	0
	Total Votes						2,440	52
NORTH SMITHFIELD	2501	21	48	1		176	17	193
	2502	22		2		307	6	313
	2503			3		342	5	347
	2504			4		305	3	308
	2505	23		5		146	3	149
	2506			6		241	3	244
	2507					0	1	1
Total Votes						1,517	38	1,555
PAWTUCKET	2601	16	46	1	6	8	0	8
	2602	17		2	6	77	1	78
	2603	16	58	3	5	31	0	31
	2604			4	6	20	1	21
	2605	17		5	5	69	0	69
	2606			6	6	135	2	137
	2607			7	6	169	8	177
	2608	15	59	8	4	154	6	160
	2609			9	4	64	1	65
	2610			10	6	9	0	9
	2611			11	5	123	0	123
	2612			12	5	81	8	89
	2613	16		13	6	27	3	30
	2614	17		14	4	7	0	7
	2615			15	5	12	0	12
	2616	8	60	16	1	185	5	190
	2617			17	2	57	1	58
	2618	15		18	1	104	5	109
	2619			19	2	56	0	56
	2620			20	4	87	3	90
	2621	8	61	21	1	188	7	195
	2622			22	1	149	4	153
	2623			23	2	184	3	187
	2624			24	2	125	7	132
	2625			25	2	167	2	169
	2626			26	3	299	7	306
	2627		62	27	3	164	2	166
	2628			28	3	135	2	137
	2629	15		29	3	109	1	110
	2630			30	4	96	2	98
	2631			31	4	99	5	104
	2632	8	63	32	3	77	3	80
	2633					0	0	0
Total Votes						3,267	89	3,356
PORTSMOUTH	2701	11	69	1		37	4	41
	2702			2		256	8	264
	2703			3		250	12	262
	2704		70	4		210	11	221
	2705			5		191	9	200

NOTE: The last line in each community, before "Total Votes", represents the votes cast on limited ballots.

**RI GENERAL ELECTION
November 5, 2002**

SECRETARY OF STATE

Christopher W. STANLEY

Community	Precinct	Senate District	Rep District	Vote District	Ward	Precinct Votes	Mail Votes	Total Votes
PORTSMOUTH (cont'd)	2706	11	71	6		298	16	314
	2707			7		348	29	377
	2708			8		224	15	239
	2709		72	9		250	6	256
	2710			10		342	23	365
	2711			11		230	17	247
	2712			12		315	15	330
	2713					0	2	2
Total Votes						2,951	167	3,118
PROVIDENCE	2801	4	1	1	12	41	0	41
	2802			2	12	54	0	54
	2803	6		3	4	38	3	41
	2804			4	4	47	2	49
	2805			5	5	42	0	42
	2806			6	12	25	0	25
	2807			7	14	22	0	22
	2808	1	2	8	1	90	3	93
	2809			9	11	4	0	4
	2810	5		10	13	2	0	2
	2811			11	11	36	1	37
	2812	14		12	13	13	1	14
	2813			13	1	58	11	69
	2814			14	1	39	4	43
	2815			15	1	44	5	49
	2816			16	2	14	0	14
	2817	1	3	17	1	36	2	38
	2818			18	1	25	0	25
	2819			19	2	72	4	76
	2820			20	2	52	0	52
	2821			21	2	71	4	75
	2822			22	2	108	1	109
	2823			23	2	93	3	96
	2824			24	3	9	1	10
	2825	14	3	25	1	22	4	26
	2826	1	4	26	2	118	2	120
	2827			27	2	145	5	150
	2828			28	3	25	0	25
	2829			29	3	45	2	47
	2830			30	3	70	2	72
	2831			31	3	61	2	63
	2832			32	3	92	4	96
2833	6		33	3	14	5	19	
2834		5	34	4	117	5	122	
2835			35	4	116	1	117	
2836			36	5	59	1	60	
2837			37	14	48	0	48	
2838			38	14	136	4	140	
2839			39	14	126	2	128	
2840	4	6	40	5	46	0	46	
2841			41	6	100	1	101	
2842			42	6	38	1	39	
2843	6	6	43	5	18	1	19	
2844			44	14	101	0	101	
2845			45	5	87	1	88	

NOTE: The last line in each community, before "Total Votes", represents the votes cast on limited ballots.

**RI GENERAL ELECTION
November 5, 2002**

SECRETARY OF STATE

Christopher W. STANLEY

Community	Precinct	Senate District	Rep District	Vote District	Ward	Precinct Votes	Mail Votes	Total Votes
PROVIDENCE (cont'd)	2846	6	6	46	14	28	1	29
	2847	4	7	47	5	120	2	122
	2848			48	5	173	2	175
	2849			49	5	119	6	125
	2850			50	12	4	0	4
	2851			51	5	10	0	10
	2852			52	6	89	0	89
	2853			53	6	70	0	70
	2854			54	12	37	0	37
	2855			55	15	2	0	2
	2856		8	56	12	21	0	21
	2857			57	12	19	2	21
	2858			58	15	3	0	3
	2859	5		59	6	4	0	4
	2860			60	13	18	2	20
	2861			61	13	57	6	63
	2862			62	13	57	1	58
	2863			63	13	73	2	75
	2864			64	15	19	0	19
	2865	3	9	65	7	8	0	8
	2866			66	15	54	1	55
	2867	5		67	6	9	0	9
	2868			68	11	29	2	31
	2869			69	13	44	3	47
	2870			70	15	8	0	8
	2871			71	15	21	0	21
	2872	2	10	72	8	42	1	43
	2873			73	9	14	1	15
	2874	3		74	8	122	1	123
	2875			75	8	35	0	35
2876			76	8	25	0	25	
2877	5		77	8	3	1	4	
2878			78	11	4	0	4	
2879			79	15	11	0	11	
2880	2	11	80	9	39	2	41	
2881			81	9	31	0	31	
2882			82	9	30	0	30	
2883			83	9	24	0	24	
2884			84	11	7	0	7	
2885	5		85	11	17	0	17	
2886	2	12	86	10	36	0	36	
2887			87	10	33	0	33	
2888			88	10	25	1	26	
2889			89	10	13	0	13	
2890			90	11	14	4	18	
2891	5		91	11	8	3	11	
2892	3	13	92	7	91	0	91	
2893			93	7	48	2	50	
2894			94	7	64	0	64	
2895			95	7	45	3	48	
2896			96	15	38	3	41	
2897	5	11	97	8	6	0	6	
2898					0	0	0	
2899					0	0	0	
Total Votes						4,540	140	4,680

NOTE: The last line in each community, before "Total Votes", represents the votes cast on limited ballots.

**RI GENERAL ELECTION
November 5, 2002**

SECRETARY OF STATE

Christopher W. STANLEY

Community	Precinct	Senate District	Rep District	Vote District	Ward	Precinct Votes	Mail Votes	Total Votes	
RICHMOND	2901	34	39	1		147	1	148	
	2902			2		236	1	237	
	2903			3		267	7	274	
	2904			4		243	4	247	
	2905			0		0	1	1	
	Total Votes					893	14	907	
SCITUATE	3001	24	41	1		433	17	450	
	3002			2		300	11	311	
	3003			3		472	28	500	
	3004			4		473	19	492	
	3005			5		365	8	373	
	3006			0		0	0	0	
	Total Votes							2,043	83
SMITHFIELD	3101	22	44	1		211	5	216	
	3102			2		257	8	265	
	3103			3		210	11	221	
	3104			4		252	4	256	
	3105			5		238	15	253	
	3106			53	6		318	9	327
	3107		7		285	19	304		
	3108		8		258	3	261		
	3109		9		273	16	289		
	3110		10		171	4	175		
	3111		1		1	0	1		
	Total Votes						2,474	94	2,568
SOUTH KINGSTOWN	3201	37	33	1		258	14	272	
	3202			2		259	10	269	
	3203			34	3		190	10	200
	3204			4		202	15	217	
	3205		35	5		47	0	47	
	3206		6		301	10	311		
	3207		7		257	7	264		
	3208		8		280	4	284		
	3209		9		321	13	334		
	3210		36	10		275	8	283	
	3211		11		198	8	206		
	3212		12		322	16	338		
	3213		0		0	0	0		
	Total Votes						2,910	115	3,025
TIVERTON	3301	10	70	1		389	13	402	
	3302			2		114	2	116	
	3303			3		208	6	214	
	3304			4		260	6	266	
	3305			5		178	5	183	
	3306			71	6		66	0	66
	3307			12	7		158	2	160
	3308			8		334	7	341	
	3309			0		0	2	2	
Total Votes					1,707	43	1,750		

NOTE: The last line in each community, before "Total Votes", represents the votes cast on limited ballots.

**RI GENERAL ELECTION
November 5, 2002**

SECRETARY OF STATE

Christopher W. STANLEY

Community	Precinct	Senate District	Rep District	Vote District	Ward	Precinct Votes	Mail Votes	Total Votes
WARREN	3401	10	67	1		297	11	308
	3402			2		402	14	416
	3403			3		371	19	390
	3404			4		561	19	580
	3405		68	5		370	15	385
	3406					0	0	0
Total Votes						2,001	78	2,079
WARWICK	3501	28	19	1	1	170	3	173
	3502			2	1	153	6	159
	3503	29		3	1	278	6	284
	3504			4	1	190	5	195
	3505			5	1	244	4	248
	3506			6	1	215	11	226
	3507			7	2	178	2	180
	3508	31		8	2	43	0	43
	3509		20	9	2	65	1	66
	3510			10	2	191	7	198
	3511			11	2	195	3	198
	3512			12	3	143	1	144
	3513			13	3	163	9	172
	3514			14	7	142	2	144
	3515			15	7	322	6	328
	3516			16	8	181	13	194
	3517			17	8	111	1	112
	3518	29	21	18	2	163	2	165
	3519			19	3	91	14	105
	3520			20	3	225	13	238
	3521			21	4	212	4	216
	3522			22	4	248	8	256
	3523			23	4	208	5	213
	3524			24	4	182	1	183
	3525		22	25	4	70	0	70
	3526			26	5	57	2	59
	3527	30		27	5	141	0	141
	3528			28	5	210	4	214
	3529			29	5	223	5	228
	3530			30	5	193	3	196
	3531			31	5	219	8	227
	3532			32	6	177	1	178
	3533	29	23	33	3	76	2	78
	3534			34	3	162	1	163
	3535	30		35	6	121	0	121
	3536			36	6	112	3	115
	3537			37	6	291	7	298
	3538			38	6	168	5	173
	3539			39	7	198	4	202
	3540			40	7	286	7	293
	3541	30	24	41	7	68	2	70
	3542			42	9	215	15	230
3543			43	9	212	4	216	
3544	31		44	7	63	0	63	
3545			45	8	171	7	178	
3546			46	8	219	2	221	
3547			47	9	281	6	287	

NOTE: The last line in each community, before "Total Votes", represents the votes cast on limited ballots.

**RI GENERAL ELECTION
November 5, 2002**

SECRETARY OF STATE

Christopher W. STANLEY

Community	Precinct	Senate District	Rep District	Vote District	Ward	Precinct Votes	Mail Votes	Total Votes
WARWICK (cont'd)	3548	31	24	48	9	343	9	352
	3549			49	9	244	8	252
	3550	33		50	9	144	11	155
	3551	35		51	9	193	6	199
	3552	31	26	52	8	154	5	159
	3553		27	53	8	226	22	248
	3554					3	0	3
	Total Votes						9,553	276
WESTERLY	3601	38	36	1		223	6	229
	3602		37	2		260	10	270
	3603			3		284	21	305
	3604			4		329	27	356
	3605			5		242	15	257
	3606			6		179	6	185
	3607			7		167	6	173
	3608			8		123	10	133
	3609			9		161	5	166
	3610			10		180	5	185
	3611		38	11		122	4	126
	3612			12		126	3	129
	3613			13		234	4	238
	3614			14		89	1	90
	3615					0	0	0
	Total Votes						2,719	123
WEST GREENWICH	3701	34	29	1		343	6	349
	3702			2		337	7	344
	3703		30	3		146	0	146
	3704					0	0	0
	Total Votes					826	13	839
WEST WARWICK	3801	32	25	1	2	244	4	248
	3802			2	4	48	0	48
	3803			3	4	117	2	119
	3804			4	3	178	9	187
	3805			5	3	139	8	147
	3806		26	6	1	254	4	258
	3807			7	2	117	3	120
	3808			8	1	193	5	198
	3809			9	1	194	4	198
	3810		27	10	4	126	2	128
	3811			11	4	52	3	55
	3812			12	4	167	6	173
	3813	32		13	5	263	6	269
	3814			14	5	237	3	240
	3815	33		15	5	215	4	219
	3816					0	4	4
Total Votes						2,544	67	2,611

NOTE: The last line in each community, before "Total Votes", represents the votes cast on limited ballots.

**RI GENERAL ELECTION
November 5, 2002**

SECRETARY OF STATE

Christopher W. STANLEY

Community	Precinct	Senate District	Rep District	Vote District	Ward	Precinct Votes	Mail Votes	Total Votes
WOONSOCKET	3901					115	1	116
	3902	20	49	1		54	0	54
	3903	21		2		98	5	103
	3904			3		218	9	227
	3905			4		77	1	78
	3906			5		70	1	71
	3907	20	50	6		63	3	66
	3908	21		7		128	2	130
	3909			8		209	4	213
	3910			9		143	3	146
	3911			10		146	5	151
	3912			11		162	0	162
	3913	20	51	12		152	3	155
	3914			13		218	2	220
	3915			14		95	3	98
	3916			15		132	1	133
	3917			16		0	1	1
Total Votes						2,080	44	2,124
Statewide Total						95,348	3,432	98,780

NOTE: The last line in each community, before "Total Votes", represents the votes cast on limited ballots.

**RI GENERAL ELECTION
November 5, 2002**

ATTORNEY GENERAL

Patrick C. LYNCH
DEMOCRAT

ATTORNEY GENERAL

Community	Precinct	Senate District	Rep District	Vote District	Ward	Precinct Votes	Mail Votes	Total Votes
BARRINGTON	101	9	66	1		453	12	465
	102			2		338	6	344
	103			3		430	15	445
	104			4		531	21	552
	105			5		489	13	502
	106			6		457	18	475
	107		67	7		463	15	478
	108			8		430	10	440
	109					0	0	0
	Total Votes						3,591	110
BRISTOL	201	9	68	1		416	18	434
	202			2		386	16	402
	203			3		531	51	582
	204			4		270	11	281
	205	10		5		240	9	249
	206	11		6		466	21	487
	207			7		112	2	114
	208	9	69	8		271	8	279
	209	10		9		559	54	613
	210	11		10		367	17	384
	211			11		519	19	538
	212					0	1	1
	Total Votes						4,137	227
BURRILLVILLE	301	23	47	1		468	19	487
	302			2		376	41	417
	303			3		443	9	452
	304			4		344	5	349
	305			5		432	6	438
	306		48	6		463	2	465
	307					0	0	0
	Total Votes						2,526	82
CENTRAL FALLS	401	16	56	1	1	306	5	311
	402			2	2	144	17	161
	403			3	3	372	13	385
	404			4	4	344	0	344
	405			5	5	134	2	136
	406		57	6	2	219	21	240
	407			7	4	71	1	72
	408			8	5	204	2	206
	409					0	4	4
	Total Votes						1,794	65
CHARLESTOWN	501	34	36	1		234	5	239
	502	38		2		219	4	223
	503			3		262	4	266
	504			4		288	5	293
	505	34	39	5		63	1	64
	506	38		6		191	1	192
	507			7		204	3	207
	508					0	0	0
	Total Votes						1,461	23

NOTE: The last line in each community, before "Total Votes", represents the votes cast on limited ballots.

**RI GENERAL ELECTION
November 5, 2002**

ATTORNEY GENERAL

Patrick C. LYNCH

Community	Precinct	Senate District	Rep District	Vote District	Ward	Precinct Votes	Mail Votes	Total Votes
COVENTRY	601	33	25	1	3	410	0	410
	602		26	2	3	561	13	574
	603		27	3	4	415	4	419
	604	24	28	4	2	403	1	404
	605			5	2	354	4	358
	606			6	2	402	10	412
	607			7	4	134	1	135
	608			8	5	198	3	201
	609			9	1	422	5	427
	610			10	2	249	2	251
	611	33		11	3	418	15	433
	612			12	1	393	4	397
	613		29	13	5	310	19	329
	614			14	4	474	15	489
	615			15	5	441	6	447
	616			16	5	321	13	334
	617			17	4	322	3	325
	618	24	40	18	1	332	4	336
	619	33		19	1	119	10	129
		620					0	0
Total Votes						6,678	132	6,810
CRANSTON	701	26	14	1	3	294	5	299
	702			2	3	322	6	328
	703			3	3	228	5	233
	704			4	3	201	13	214
	705			5	3	227	3	230
	706			6	3	259	5	264
	707			7	5	336	8	344
	708			8	5	192	7	199
	709	28		9	3	351	3	354
	710	26	15	10	4	494	8	502
	711			11	4	485	10	495
	712			12	5	132	2	134
	713	27		13	4	536	11	547
	714			14	4	468	9	477
	715			15	6	336	13	349
	716			16	6	415	12	427
	717			17	6	195	37	232
	718	26	16	18	5	50	0	50
	719			19	4	215	8	223
	720	27		20	2	276	10	286
	721			21	6	383	15	398
	722			22	4	245	12	257
	723			23	6	514	25	539
	724			24	6	428	12	440
	725			25	6	93	0	93
	726	28		26	1	131	0	131
	727		16	27	2	449	14	463
	728	26	17	28	5	372	17	389
	729	27		29	3	317	12	329
	730			30	5	434	10	444
	731			31	5	449	16	465
	732			32	2	179	4	183
	733			33	2	323	9	332

NOTE: The last line in each community, before "Total Votes", represents the votes cast on limited ballots.

**RI GENERAL ELECTION
November 5, 2002**

ATTORNEY GENERAL

Patrick C. LYNCH

Community	Precinct	Senate District	Rep District	Vote District	Ward	Precinct Votes	Mail Votes	Total Votes
CRANSTON (cont'd)	734	27	17	34	2	192	5	197
	735	28		35	3	207	2	209
	736			36	2	432	9	441
	737		18	37	2	277	12	289
	738			38	1	262	4	266
	739			39	1	416	10	426
	740			40	2	380	5	385
	741			41	1	384	14	398
	742			42	1	265	7	272
	743			43	1	397	23	420
	744			44	1	353	14	367
	745		19	45	1	322	11	333
	746	26	41	46	5	191	2	193
	747			47	4	337	8	345
	748			48	4	210	3	213
	749		42	49	5	415	5	420
	750			50	5	476	12	488
751					5	0	5	
Total Votes						15,850	467	16,317
CUMBERLAND	801	20	45	1	5	397	12	409
	802			2	5	382	6	388
	803			3	5	316	4	320
	804			4	5	225	3	228
	805	19	52	5	2	461	7	468
	806			6	3	412	12	424
	807			7	3	477	10	487
	808			8	3	408	10	418
	809			9	4	413	9	422
	810			10	4	326	38	364
	811	20		11	4	364	5	369
	812			12	4	291	4	295
	813	16	57	13	1	237	3	240
	814			14	1	266	3	269
	815	19		15	1	287	1	288
	816			16	1	276	6	282
	817			17	2	472	7	479
	818			18	2	375	4	379
	819					0	0	0
Total Votes						6,385	144	6,529
EAST GREENWICH	901	33	30	1		148	8	156
	902			2		319	8	327
	903	35		3		360	8	368
	904			4		418	30	448
	905			5		293	18	311
	906			6		157	3	160
	907			7		353	9	362
	908			8		247	5	252
	909					0	0	0
Total Votes						2,295	89	2,384
EAST PROVIDENCE	1001	14	2	1	1	194	16	210
	1002			2	2	341	9	350
	1003	8	62	3	1	163	3	166
	1004	14		4	1	478	12	490
	1005	8	63	5	1	408	6	414

NOTE: The last line in each community, before "Total Votes", represents the votes cast on limited ballots.

RI GENERAL ELECTION
November 5, 2002

ATTORNEY GENERAL

Patrick C. LYNCH

Community	Precinct	Senate District	Rep District	Vote District	Ward	Precinct Votes	Mail Votes	Total Votes
EAST PROVIDENCE (cont'd)	1006	14	63	6	1	564	28	592
	1007	18		7	1	282	8	290
	1008			8	2	100	5	105
	1009			9	3	586	49	635
	1010			10	3	462	10	472
	1011			11	3	403	36	439
	1012	14	64	12	1	278	6	284
	1013			13	1	466	29	495
	1014			14	2	568	17	585
	1015			15	2	428	21	449
	1016			16	2	480	16	496
	1017	18		17	2	105	14	119
	1018			18	3	315	10	325
	1019		65	19	3	124	5	129
	1020			20	3	343	13	356
	1021			21	4	463	23	486
	1022			22	4	484	18	502
	1023			23	4	593	15	608
	1024			24	4	452	11	463
	1025			25	4	530	9	539
1026		66	26	4	200	6	206	
1027					0	0	0	
Total Votes						9,810	395	10,205
EXETER	1101	34	31	1		372	6	378
	1102		39	2		315	14	329
	1103			3		324	3	327
	1104					0	0	0
Total Votes						1,011	23	1,034
FOSTER	1201	24	40	1		483	18	501
	1202			2		397	15	412
	1203					0	0	0
Total Votes						880	33	913
GLOCESTER	1301	23	40	1		434	14	448
	1302			2		438	4	442
	1303			3		390	4	394
	1304		47	4		105	1	106
	1305		53	5		406	0	406
	1306					0	2	2
Total Votes						1,773	25	1,798
HOPKINTON	1401	34	38	1		405	4	409
	1402			2		390	3	393
	1403			3		432	9	441
	1404					0	0	0
Total Votes						1,227	16	1,243
JAMESTOWN	1501	13	74	1		347	25	372
	1502			2		296	21	317
	1503			3		358	10	368
	1504					0	1	1
Total Votes						1,001	57	1,058
JOHNSTON	1601	25	13	1	2	268	7	275
	1602			2	2	350	9	359
	1603		42	3	1	302	13	315
	1604			4	2	64	2	66
	1605			5	2	418	52	470

NOTE: The last line in each community, before "Total Votes", represents the votes cast on limited ballots.

**RI GENERAL ELECTION
November 5, 2002**

ATTORNEY GENERAL

Patrick C. LYNCH

Community	Precinct	Senate District	Rep District	Vote District	Ward	Precinct Votes	Mail Votes	Total Votes
JOHNSTON (cont'd)	1606	25	42	6	5	479	7	486
	1607			7	1	349	28	377
	1608			8	1	477	16	493
	1609		43	9	2	163	5	168
	1610			10	4	406	5	411
	1611			11	5	402	15	417
	1612			12	3	381	11	392
	1613			13	3	550	17	567
	1614			14	4	469	7	476
	1615			15	4	380	8	388
	1616			16	2	53	2	55
	1617			17	3	375	15	390
	1618		44	18	5	568	14	582
	1619					0	1	1
	Total Votes						6,454	234
LINCOLN	1701	7	44	1	3	384	7	391
	1702			2	3	422	15	437
	1703	19	45	3	5	221	3	224
	1704			4	4	96	3	99
	1705			5	5	617	20	637
	1706			6	4	430	12	442
	1707			7	3	46	2	48
	1708	7	46	8	4	296	12	308
	1709	17		9	1	312	9	321
	1710			10	1	395	16	411
	1711			11	1	251	4	255
	1712			12	2	255	11	266
	1713			13	3	210	4	214
	1714	19		14	4	151	0	151
	1715			15	2	488	9	497
	1716			16	2	173	1	174
	1717					0	0	0
	Total Votes						4,747	128
LITTLE COMPTON	1801	12	71	1		396	34	430
	1802			2		365	16	381
	1803					0	0	0
Total Votes						761	50	811
MIDDLETOWN	1901	12	72	1		319	15	334
	1902			2		423	22	445
	1903			3		272	25	297
	1904			4		348	19	367
	1905		73	5		116	2	118
	1906		74	6		412	30	442
	1907			7		304	20	324
	1908			8		510	19	529
	1909					0	1	1
	Total Votes						2,704	153
NARRAGANSETT	2001	36	33	1		326	19	345
	2002			2		323	1	324
	2003			3		325	10	335
	2004			4		270	15	285
	2005			5		307	4	311
	2006		34	6		299	16	315
	2007			7		261	14	275

NOTE: The last line in each community, before "Total Votes", represents the votes cast on limited ballots.

**RI GENERAL ELECTION
November 5, 2002**

ATTORNEY GENERAL

Patrick C. LYNCH

Community	Precinct	Senate District	Rep District	Vote District	Ward	Precinct Votes	Mail Votes	Total Votes
NARRAGANSETT (cont'd)	2008	36	34	8		278	11	289
	2009			9		333	22	355
	2010			10		247	15	262
	2011			11		285	22	307
	2012					0	0	0
	Total Votes						3,254	149
NEWPORT	2101	12	72	1	3	147	4	151
	2102		73	2	2	350	11	361
	2103			3	2	160	6	166
	2104	13		4	2	214	10	224
	2105			5	2	242	7	249
	2106			6	1	497	11	508
	2107			7	1	104	3	107
	2108		75	8	1	206	10	216
	2109			9	3	233	15	248
	2110			10	3	299	22	321
	2111			11	3	292	18	310
	2112			12	4	306	17	323
	2113			13	4	331	14	345
	2114			14	4	344	11	355
	2115					0	0	0
	Total Votes						3,725	159
NEW SHOREHAM	2201	37	36	1		477	89	566
	2202					0	0	0
Total Votes						477	89	566
NORTH KINGSTOWN	2301	35	31	1		292	8	300
	2302			2		412	13	425
	2303			3		457	18	475
	2304			4		404	16	420
	2305			5		432	16	448
	2306		32	6		130	14	144
	2307			7		305	14	319
	2308			8		358	12	370
	2309	36		9		329	13	342
	2310			10		438	21	459
	2311			11		386	23	409
	2312			12		377	20	397
	2313	35	33	13		297	5	302
	2314	36		14		64	2	66
	2315					0	2	2
	Total Votes						4,681	197
NORTH PROVIDENCE	2401	7	6	1	3	488	9	497
	2402			2	3	568	8	576
	2403		54	3	1	423	12	435
	2404			4	1	543	15	558
	2405			5	1	397	7	404
	2406			6	1	665	6	671
	2407			7	3	487	13	500
	2408			8	3	456	12	468
	2409			9	1	167	25	192
	2410		55	10	1	487	6	493
	2411			11	2	285	4	289
	2412			12	2	491	11	502
	2413			13	3	338	23	361

NOTE: The last line in each community, before "Total Votes", represents the votes cast on limited ballots.

RI GENERAL ELECTION
November 5, 2002

ATTORNEY GENERAL

Patrick C. LYNCH

Community	Precinct	Senate District	Rep District	Vote District	Ward	Precinct Votes	Mail Votes	Total Votes
NORTH PROVIDENCE (cont'd)	2414	17	55	14	2	603	14	617
	2415			15	2	443	4	447
	2416			16	2	332	3	335
	2417			17	2	503	11	514
	2418		58	18	2	131	1	132
	2419					0	0	0
Total Votes						7,807	184	7,991
NORTH SMITHFIELD	2501	21	48	1		333	53	386
	2502	22		2		428	4	432
	2503			3		518	9	527
	2504			4		463	4	467
	2505	23		5		261	3	264
	2506			6		415	9	424
	2507					0	4	4
Total Votes						2,418	86	2,504
PAWTUCKET	2601	16	46	1	6	63	1	64
	2602	17		2	6	260	3	263
	2603	16	58	3	5	150	2	152
	2604			4	6	115	7	122
	2605	17		5	5	289	3	292
	2606			6	6	394	2	396
	2607			7	6	438	15	453
	2608	15	59	8	4	446	19	465
	2609			9	4	251	4	255
	2610			10	6	31	0	31
	2611			11	5	474	14	488
	2612			12	5	293	17	310
	2613	16		13	6	293	17	310
	2614	17		14	4	19	0	19
	2615			15	5	66	0	66
	2616	8	60	16	1	438	13	451
	2617			17	2	164	6	170
	2618	15		18	1	357	12	369
	2619			19	2	272	3	275
	2620			20	4	307	8	315
	2621	8	61	21	1	466	13	479
	2622			22	1	422	15	437
	2623			23	2	455	7	462
	2624			24	2	381	8	389
	2625			25	2	475	9	484
	2626			26	3	615	11	626
	2627		62	27	3	489	15	504
	2628			28	3	453	14	467
	2629	15		29	3	371	22	393
	2630			30	4	312	1	313
	2631			31	4	359	25	384
	2632	8	63	32	3	197	30	227
	2633					0	0	0
Total Votes						10,115	316	10,431
PORTSMOUTH	2701	11	69	1		36	3	39
	2702			2		228	8	236
	2703			3		320	17	337
	2704		70	4		302	12	314
	2705			5		325	13	338

NOTE: The last line in each community, before "Total Votes", represents the votes cast on limited ballots.

**RI GENERAL ELECTION
November 5, 2002**

ATTORNEY GENERAL

Patrick C. LYNCH

Community	Precinct	Senate District	Rep District	Vote District	Ward	Precinct Votes	Mail Votes	Total Votes
PORTSMOUTH (cont'd)	2706	11	71	6		393	16	409
	2707			7		330	27	357
	2708			8		305	13	318
	2709		72	9		329	15	344
	2710			10		340	9	349
	2711			11		253	23	276
	2712			12		325	10	335
	2713					0	1	1
Total Votes						3,486	167	3,653
PROVIDENCE	2801	4	1	1	12	207	0	207
	2802			2	12	235	5	240
	2803	6		3	4	309	23	332
	2804			4	4	237	4	241
	2805			5	5	157	1	158
	2806			6	12	151	2	153
	2807			7	14	82	0	82
	2808	1	2	8	1	313	19	332
	2809			9	11	8	0	8
	2810	5		10	13	13	1	14
	2811			11	11	127	9	136
	2812	14		12	13	73	5	78
	2813			13	1	427	26	453
	2814			14	1	251	32	283
	2815			15	1	190	14	204
	2816			16	2	65	0	65
	2817	1	3	17	1	233	3	236
	2818			18	1	251	0	251
	2819			19	2	217	12	229
	2820			20	2	265	1	266
	2821			21	2	239	5	244
	2822			22	2	354	7	361
	2823			23	2	362	8	370
	2824			24	3	46	3	49
	2825	14	3	25	1	80	3	83
	2826	1	4	26	2	383	18	401
	2827			27	2	256	8	264
	2828			28	3	369	14	383
	2829			29	3	364	7	371
	2830			30	3	437	10	447
	2831			31	3	395	22	417
	2832			32	3	520	21	541
2833	6		33	3	109	26	135	
2834		5	34	4	609	9	618	
2835			35	4	515	52	567	
2836			36	5	142	3	145	
2837			37	14	194	7	201	
2838			38	14	358	5	363	
2839			39	14	507	9	516	
2840	4	6	40	5	105	0	105	
2841			41	6	410	21	431	
2842			42	6	221	30	251	
2843	6	6	43	5	44	1	45	
2844			44	14	364	9	373	
2845			45	5	259	5	264	

NOTE: The last line in each community, before "Total Votes", represents the votes cast on limited ballots.

**RI GENERAL ELECTION
November 5, 2002**

ATTORNEY GENERAL

Patrick C. LYNCH

Community	Precinct	Senate District	Rep District	Vote District	Ward	Precinct Votes	Mail Votes	Total Votes
PROVIDENCE (cont'd)	2846	6	6	46	14	61	4	65
	2847	4	7	47	5	532	10	542
	2848			48	5	465	19	484
	2849			49	5	407	52	459
	2850			50	12	10	0	10
	2851			51	5	51	1	52
	2852			52	6	390	5	395
	2853			53	6	331	5	336
	2854			54	12	177	7	184
	2855			55	15	4	0	4
	2856		8	56	12	141	2	143
	2857			57	12	36	2	38
	2858			58	15	21	1	22
	2859	5		59	6	34	0	34
	2860			60	13	50	4	54
	2861			61	13	232	23	255
	2862			62	13	290	11	301
	2863			63	13	335	11	346
	2864			64	15	190	3	193
	2865	3	9	65	7	134	1	135
	2866			66	15	335	27	362
	2867	5		67	6	37	1	38
	2868			68	11	335	23	358
	2869			69	13	400	17	417
	2870			70	15	50	0	50
	2871			71	15	166	0	166
	2872	2	10	72	8	286	7	293
	2873			73	9	65	1	66
	2874	3		74	8	576	35	611
	2875			75	8	298	24	322
2876			76	8	341	14	355	
2877	5		77	8	37	12	49	
2878			78	11	75	4	79	
2879			79	15	48	1	49	
2880	2	11	80	9	490	7	497	
2881			81	9	463	9	472	
2882			82	9	482	7	489	
2883			83	9	310	3	313	
2884			84	11	112	0	112	
2885	5		85	11	173	2	175	
2886	2	12	86	10	420	5	425	
2887			87	10	292	2	294	
2888			88	10	339	6	345	
2889			89	10	374	6	380	
2890			90	11	243	25	268	
2891	5		91	11	125	28	153	
2892	3	13	92	7	500	19	519	
2893			93	7	300	11	311	
2894			94	7	270	13	283	
2895			95	7	305	18	323	
2896			96	15	233	14	247	
2897	5	11	97	8	48	4	52	
2898					0	0	0	
2899					0	2	2	
Total Votes						23,872	968	24,840

NOTE: The last line in each community, before "Total Votes", represents the votes cast on limited ballots.

RI GENERAL ELECTION
November 5, 2002

ATTORNEY GENERAL

Patrick C. LYNCH

Community	Pre-cinct	Senate District	Rep District	Vote District	Ward	Precinct Votes	Mail Votes	Total Votes	
RICHMOND	2901	34	39	1		142	1	143	
	2902			2		287	9	296	
	2903			3		429	7	436	
	2904			4		306	5	311	
	2905			0		0	0	0	
Total Votes						1,164	22	1,186	
SCITUATE	3001	24	41	1		415	23	438	
	3002			2		348	13	361	
	3003			3		398	14	412	
	3004			4		451	17	468	
	3005			5		416	8	424	
	3006			0		0	0	0	
Total Votes						2,028	75	2,103	
SMITHFIELD	3101	22	44	1		369	9	378	
	3102			2		513	10	523	
	3103			3		328	9	337	
	3104			4		463	10	473	
	3105			5		334	44	378	
	3106			53	6		519	14	533
	3107			7		410	34	444	
	3108			8		299	10	309	
	3109			9		501	53	554	
	3110			10		247	9	256	
	3111			1		1	0	1	
Total Votes						3,984	202	4,186	
SOUTH KINGSTOWN	3201	37	33	1		363	15	378	
	3202			2		437	18	455	
	3203			34	3		359	10	369
	3204			4		436	22	458	
	3205			35	5		85	3	88
	3206			6		479	17	496	
	3207			7		380	12	392	
	3208			8		320	10	330	
	3209			9		522	12	534	
	3210			36	10		380	17	397
	3211			11		284	7	291	
	3212			12		405	20	425	
	3213			0		0	0	0	
Total Votes						4,450	163	4,613	
TIVERTON	3301	10	70	1		404	9	413	
	3302			2		283	4	287	
	3303			3		461	7	468	
	3304			4		458	13	471	
	3305			5		374	11	385	
	3306			71	6		153	1	154
	3307			12	7		245	1	246
	3308			8		453	8	461	
	3309			0		0	2	2	
Total Votes						2,831	56	2,887	

NOTE: The last line in each community, before "Total Votes", represents the votes cast on limited ballots.

**RI GENERAL ELECTION
November 5, 2002**

ATTORNEY GENERAL

Patrick C. LYNCH

Community	Precinct	Senate District	Rep District	Vote District	Ward	Precinct Votes	Mail Votes	Total Votes
WARREN	3401	10	67	1		335	10	345
	3402			2		413	17	430
	3403			3		429	35	464
	3404			4		521	21	542
	3405	68		5		345	25	370
	3406					0	0	0
Total Votes						2,043	108	2,151
WARWICK	3501	28	19	1	1	322	6	328
	3502			2	1	317	10	327
	3503	29		3	1	429	10	439
	3504		4	1	279	5	284	
	3505		5	1	456	9	465	
	3506			6	1	296	11	307
	3507			7	2	375	1	376
	3508	31		8	2	131	3	134
	3509		20		9	2	144	2
	3510				10	2	409	5
	3511			11	2	452	8	460
	3512			12	3	356	1	357
	3513			13	3	227	17	244
	3514			14	7	333	4	337
	3515			15	7	436	13	449
	3516			16	8	331	33	364
	3517			17	8	221	7	228
	3518	29	21	18	2	381	4	385
	3519			19	3	192	13	205
	3520			20	3	590	10	600
	3521			21	4	489	8	497
	3522			22	4	512	11	523
	3523			23	4	491	11	502
	3524			24	4	382	4	386
	3525		22	25	4	109	2	111
	3526			26	5	131	4	135
	3527	30		27	5	397	7	404
	3528		28	5	425	13	438	
	3529		29	5	512	12	524	
	3530			30	5	339	8	347
	3531			31	5	235	6	241
	3532			32	6	472	5	477
	3533	29	23	33	3	205	1	206
	3534			34	3	366	5	371
3535	30		35	6	381	5	386	
3536		36	6	316	7	323		
3537			37	6	481	7	488	
3538			38	6	326	14	340	
3539			39	7	410	6	416	
3540			40	7	411	6	417	
3541	30	24	41	7	103	1	104	
3542			42	9	230	12	242	
3543			43	9	254	5	259	
3544	31		44	7	112	2	114	
3545		45	8	263	6	269		
3546		46	8	354	13	367		
3547			47	9	399	8	407	

NOTE: The last line in each community, before "Total Votes", represents the votes cast on limited ballots.

RI GENERAL ELECTION
November 5, 2002

ATTORNEY GENERAL

Patrick C. LYNCH

Community	Precinct	Senate District	Rep District	Vote District	Ward	Precinct Votes	Mail Votes	Total Votes
WARWICK (cont'd)	3548	31	24	48	9	414	3	417
	3549			49	9	286	11	297
	3550	33		50	9	136	6	142
	3551	35		51	9	284	7	291
	3552	31	26	52	8	332	10	342
	3553		27	53	8	309	22	331
	3554					2	0	2
Total Votes						17,545	420	17,965
WESTERLY	3601	38	36	1		315	9	324
	3602		37	2		329	8	337
	3603			3		380	21	401
	3604			4		286	23	309
	3605			5		347	21	368
	3606			6		333	13	346
	3607			7		303	15	318
	3608			8		250	20	270
	3609			9		318	10	328
	3610			10		327	13	340
	3611		38	11		269	9	278
	3612			12		214	8	222
	3613			13		350	11	361
	3614			14		181	0	181
	3615					0	0	0
Total Votes						4,202	181	4,383
WEST GREENWICH	3701	34	29	1		375	9	384
	3702			2		447	7	454
	3703		30	3		137	3	140
	3704					0	0	0
Total Votes						959	19	978
WEST WARWICK	3801	32	25	1	2	515	17	532
	3802			2	4	106	2	108
	3803			3	4	222	3	225
	3804			4	3	442	7	449
	3805			5	3	320	5	325
	3806		26	6	1	499	19	518
	3807			7	2	320	10	330
	3808			8	1	409	9	418
	3809			9	1	394	12	406
	3810		27	10	4	282	8	290
	3811			11	4	89	3	92
	3812			12	4	340	15	355
	3813	32		13	5	465	22	487
	3814			14	5	489	12	501
	3815	33		15	5	377	2	379
	3816					0	2	2
Total Votes						5,269	148	5,417

NOTE: The last line in each community, before "Total Votes", represents the votes cast on limited ballots.

**RI GENERAL ELECTION
November 5, 2002**

ATTORNEY GENERAL

Patrick C. LYNCH

Community	Precinct	Senate District	Rep District	Vote District	Ward	Precinct Votes	Mail Votes	Total Votes
WOONSOCKET	3901					317	2	319
	3902	20	49	1		346	3	349
	3903	21		2		396	8	404
	3904			3		398	18	416
	3905			4		276	12	288
	3906			5		185	4	189
	3907	20	50	6		216	3	219
	3908	21		7		343	4	347
	3909			8		450	4	454
	3910			9		474	3	477
	3911			10		403	24	427
	3912			11		441	5	446
	3913	20	51	12		462	7	469
	3914			13		436	7	443
	3915			14		296	3	299
	3916			15		381	4	385
	3917			16		0	0	0
Total Votes						5,820	111	5,931
Statewide Total						185,215	6,273	191,488

NOTE: The last line in each community, before "Total Votes", represents the votes cast on limited ballots.

**RI GENERAL ELECTION
November 5, 2002**

ATTORNEY GENERAL

J. William W. HARSCH
REPUBLICAN

ATTORNEY GENERAL

Community	Pre-cinct	Senate District	Rep District	Vote District	Ward	Precinct Votes	Mail Votes	Total Votes
BARRINGTON	101	9	66	1		334	3	337
	102			2		291	5	296
	103			3		372	15	387
	104			4		359	8	367
	105			5		525	14	539
	106			6		516	22	538
	107		67	7		230	6	236
	108			8		385	7	392
	109					0	0	0
	Total Votes						3,012	80
BRISTOL	201	9	68	1		356	12	368
	202			2		403	22	425
	203			3		237	11	248
	204			4		122	3	125
	205	10		5		165	7	172
	206	11		6		286	4	290
	207			7		121	1	122
	208	9	69	8		107	1	108
	209	10		9		258	12	270
	210	11		10		137	3	140
	211			11		174	4	178
	212					0	1	1
	Total Votes						2,366	81
BURRILLVILLE	301	23	47	1		251	7	258
	302			2		278	9	287
	303			3		295	7	302
	304			4		200	2	202
	305			5		305	2	307
	306		48	6		310	5	315
	307					0	2	2
	Total Votes						1,639	34
CENTRAL FALLS	401	16	56	1	1	69	1	70
	402			2	2	22	0	22
	403			3	3	69	3	72
	404			4	4	81	3	84
	405			5	5	31	0	31
	406		57	6	2	58	1	59
	407			7	4	38	0	38
	408			8	5	68	0	68
	409					0	0	0
	Total Votes						436	8
CHARLESTOWN	501	34	36	1		172	5	177
	502	38		2		175	11	186
	503			3		272	6	278
	504			4		361	3	364
	505	34	39	5		63	1	64
	506	38		6		118	2	120
	507			7		165	3	168
	508					0	0	0
	Total Votes						1,326	31

NOTE: The last line in each community, before "Total Votes", represents the votes cast on limited ballots.

**RI GENERAL ELECTION
November 5, 2002**

ATTORNEY GENERAL

J. William W. HARSCH

Community	Precinct	Senate District	Rep District	Vote District	Ward	Precinct Votes	Mail Votes	Total Votes
COVENTRY	601	33	25	1	3	232	4	236
	602		26	2	3	327	5	332
	603		27	3	4	228	3	231
	604	24	28	4	2	230	1	231
	605			5	2	197	0	197
	606			6	2	249	1	250
	607			7	4	73	2	75
	608			8	5	171	2	173
	609			9	1	323	4	327
	610			10	2	117	1	118
	611	33		11	3	247	5	252
	612			12	1	268	6	274
	613		29	13	5	166	9	175
	614			14	4	231	4	235
	615			15	5	251	3	254
	616			16	5	265	4	269
	617			17	4	181	0	181
	618	24	40	18	1	270	5	275
	619	33		19	1	100	2	102
620					0	0	0	
Total Votes						4,126	61	4,187
CRANSTON	701	26	14	1	3	112	5	117
	702			2	3	149	4	153
	703			3	3	73	4	77
	704			4	3	73	6	79
	705			5	3	103	7	110
	706			6	3	95	2	97
	707			7	5	145	4	149
	708			8	5	68	1	69
	709	28		9	3	184	0	184
	710	26	15	10	4	363	8	371
	711			11	4	317	9	326
	712			12	5	99	5	104
	713	27		13	4	377	13	390
	714			14	4	284	5	289
	715			15	6	216	8	224
	716			16	6	336	11	347
	717			17	6	124	6	130
	718	26	16	18	5	21	0	21
	719			19	4	152	4	156
	720	27		20	2	185	9	194
	721			21	6	394	12	406
	722			22	4	165	3	168
	723			23	6	463	24	487
	724			24	6	297	7	304
	725			25	6	64	3	67
726	28		26	1	50	0	50	
727		16	27	2	292	7	299	
728	26	17	28	5	161	8	169	
729	27		29	3	204	3	207	
730			30	5	349	12	361	
731			31	5	264	2	266	
732			32	2	189	7	196	
733			33	2	216	4	220	

NOTE: The last line in each community, before "Total Votes", represents the votes cast on limited ballots.

**RI GENERAL ELECTION
November 5, 2002**

ATTORNEY GENERAL

J. William W. HARSCH

Community	Precinct	Senate District	Rep District	Vote District	Ward	Precinct Votes	Mail Votes	Total Votes
CRANSTON (cont'd)	734	27	17	34	2	134	7	141
	735	28		35	3	87	4	91
	736			36	2	301	6	307
	737		18	37	2	144	8	152
	738			38	1	135	3	138
	739			39	1	228	1	229
	740			40	2	235	4	239
	741			41	1	185	3	188
	742			42	1	221	3	224
	743			43	1	395	17	412
	744			44	1	304	4	308
	745		19	45	1	249	3	252
	746	26	41	46	5	167	10	177
	747			47	4	240	3	243
	748			48	4	174	5	179
	749		42	49	5	189	5	194
750			50	5	266	6	272	
751					0	0	0	
Total Votes						10,238	295	10,533
CUMBERLAND	801	20	45	1	5	376	9	385
	802			2	5	263	3	266
	803			3	5	179	1	180
	804			4	5	156	1	157
	805	19	52	5	2	219	1	220
	806			6	3	301	6	307
	807			7	3	327	5	332
	808			8	3	300	13	313
	809			9	4	385	4	389
	810			10	4	337	9	346
	811	20		11	4	320	8	328
	812			12	4	271	5	276
	813	16	57	13	1	84	0	84
	814			14	1	120	2	122
	815	19		15	1	146	1	147
	816			16	1	95	0	95
	817			17	2	272	4	276
	818			18	2	216	5	221
	819					0	1	1
Total Votes						4,367	78	4,445
EAST GREENWICH	901	33	30	1		235	9	244
	902			2		407	8	415
	903	35		3		399	10	409
	904			4		518	13	531
	905			5		303	9	312
	906			6		253	14	267
	907			7		392	11	403
	908			8		309	6	315
	909					2	0	2
Total Votes						2,818	80	2,898
EAST PROVIDENCE	1001	14	2	1	1	58	1	59
	1002			2	2	94	1	95
	1003	8	62	3	1	81	2	83
	1004	14		4	1	226	2	228
	1005	8	63	5	1	195	2	197

NOTE: The last line in each community, before "Total Votes", represents the votes cast on limited ballots.

**RI GENERAL ELECTION
November 5, 2002**

ATTORNEY GENERAL

J. William W. HARSCH

Community	Precinct	Senate District	Rep District	Vote District	Ward	Precinct Votes	Mail Votes	Total Votes
EAST PROVIDENCE (cont'd)	1006	14	63	6	1	326	10	336
	1007	18		7	1	246	8	254
	1008			8	2	29	1	30
	1009			9	3	326	17	343
	1010			10	3	166	5	171
	1011			11	3	215	4	219
	1012	14	64	12	1	109	5	114
	1013			13	1	133	7	140
	1014			14	2	164	5	169
	1015			15	2	116	1	117
	1016			16	2	144	5	149
	1017	18		17	2	42	2	44
	1018			18	3	84	2	86
	1019		65	19	3	89	4	93
	1020			20	3	171	3	174
	1021			21	4	254	5	259
	1022			22	4	291	14	305
	1023			23	4	325	10	335
	1024			24	4	244	4	248
	1025			25	4	306	6	312
1026		66	26	4	137	3	140	
1027					0	0	0	
Total Votes						4,571	129	4,700
EXETER	1101	34	31	1		346	10	356
	1102		39	2		278	7	285
	1103			3		381	9	390
	1104					0	0	0
Total Votes					1,005	26	1,031	
FOSTER	1201	24	40	1		367	9	376
	1202			2		356	5	361
	1203					0	0	0
Total Votes					723	14	737	
GLOCESTER	1301	23	40	1		321	4	325
	1302			2		348	5	353
	1303			3		326	5	331
	1304		47	4		98	0	98
	1305		53	5		346	0	346
	1306					0	1	1
Total Votes					1,439	15	1,454	
HOPKINTON	1401	34	38	1		268	7	275
	1402			2		312	4	316
	1403			3		337	7	344
	1404					0	0	0
Total Votes					917	18	935	
JAMESTOWN	1501	13	74	1		515	31	546
	1502			2		492	21	513
	1503			3		540	20	560
	1504					0	2	2
Total Votes					1,547	74	1,621	
JOHNSTON	1601	25	13	1	2	121	2	123
	1602			2	2	189	6	195
	1603		42	3	1	132	1	133
	1604			4	2	38	0	38
	1605			5	2	213	13	226

NOTE: The last line in each community, before "Total Votes", represents the votes cast on limited ballots.

RI GENERAL ELECTION
November 5, 2002

ATTORNEY GENERAL

J. William W. HARSCH

Community	Precinct	Senate District	Rep District	Vote District	Ward	Precinct Votes	Mail Votes	Total Votes
JOHNSTON (cont'd)	1606	25	42	6	5	308	5	313
	1607			7	1	158	6	164
	1608			8	1	235	3	238
	1609		43	9	2	73	0	73
	1610			10	4	236	5	241
	1611			11	5	189	6	195
	1612			12	3	141	6	147
	1613			13	3	226	5	231
	1614			14	4	275	5	280
	1615			15	4	168	4	172
	1616			16	2	24	2	26
	1617			17	3	145	1	146
	1618		44	18	5	346	13	359
	1619					0	1	1
	Total Votes						3,217	84
LINCOLN	1701	7	44	1	3	250	2	252
	1702			2	3	339	13	352
	1703	19	45	3	5	175	4	179
	1704			4	4	77	1	78
	1705			5	5	329	6	335
	1706			6	4	346	7	353
	1707			7	3	53	1	54
	1708	7	46	8	4	286	6	292
	1709	17		9	1	200	3	203
	1710			10	1	305	8	313
	1711			11	1	203	9	212
	1712			12	2	152	2	154
	1713			13	3	153	5	158
	1714	19		14	4	88	0	88
	1715			15	2	414	13	427
	1716			16	2	129	3	132
	1717					0	0	0
Total Votes						3,499	83	3,582
LITTLE COMPTON	1801	12	71	1		403	27	430
	1802			2		364	24	388
	1803					0	0	0
Total Votes						767	51	818
MIDDLETOWN	1901	12	72	1		306	14	320
	1902			2		333	10	343
	1903			3		209	13	222
	1904			4		315	15	330
	1905		73	5		59	0	59
	1906		74	6		315	13	328
	1907			7		178	5	183
	1908			8		321	14	335
	1909					0	1	1
	Total Votes						2,036	85
NARRAGANSETT	2001	36	33	1		251	9	260
	2002			2		239	4	243
	2003			3		222	3	225
	2004			4		226	14	240
	2005			5		285	9	294
	2006		34	6		283	14	297
	2007			7		238	8	246

NOTE: The last line in each community, before "Total Votes", represents the votes cast on limited ballots.

**RI GENERAL ELECTION
November 5, 2002**

ATTORNEY GENERAL

J. William W. HARSCH

Community	Precinct	Senate District	Rep District	Vote District	Ward	Precinct Votes	Mail Votes	Total Votes
NARRAGANSETT (cont'd)	2008	36	34	8		293	8	301
	2009			9		327	17	344
	2010			10		190	14	204
	2011			11		240	20	260
	2012					0	0	0
Total Votes						2,794	120	2,914
NEWPORT	2101	12	72	1	3	122	3	125
	2102		73	2	2	204	5	209
	2103			3	2	85	4	89
	2104	13		4	2	104	4	108
	2105			5	2	114	1	115
	2106			6	1	250	5	255
	2107			7	1	42	2	44
	2108		75	8	1	185	15	200
	2109			9	3	164	7	171
	2110			10	3	253	19	272
	2111			11	3	231	6	237
	2112			12	4	161	8	169
	2113			13	4	283	17	300
	2114			14	4	288	15	303
	2115					0	1	1
Total Votes						2,486	112	2,598
NEW SHOREHAM	2201	37	36	1		281	47	328
	2202					0	0	0
Total Votes						281	47	328
NORTH KINGSTOWN	2301	35	31	1		326	6	332
	2302			2		358	12	370
	2303			3		475	21	496
	2304			4		306	9	315
	2305			5		359	13	372
	2306		32	6		189	14	203
	2307			7		297	12	309
	2308			8		352	4	356
	2309	36		9		398	7	405
	2310			10		632	31	663
	2311			11		531	23	554
	2312			12		524	21	545
	2313	35	33	13		319	9	328
	2314	36		14		92	2	94
	2315					0	0	0
Total Votes						5,158	184	5,342
NORTH PROVIDENCE	2401	7	6	1	3	192	5	197
	2402			2	3	338	5	343
	2403		54	3	1	162	4	166
	2404			4	1	256	6	262
	2405			5	1	116	4	120
	2406			6	1	294	6	300
	2407			7	3	247	4	251
	2408			8	3	233	1	234
	2409			9	1	112	3	115
	2410		55	10	1	228	4	232
	2411			11	2	214	4	218
	2412			12	2	301	7	308
	2413			13	3	168	2	170

NOTE: The last line in each community, before "Total Votes", represents the votes cast on limited ballots.

**RI GENERAL ELECTION
November 5, 2002**

ATTORNEY GENERAL

J. William W. HARSCH

Community	Precinct	Senate District	Rep District	Vote District	Ward	Precinct Votes	Mail Votes	Total Votes
NORTH PROVIDENCE (cont'd)	2414	17	55	14	2	205	4	209
	2415			15	2	188	4	192
	2416			16	2	141	1	142
	2417			17	2	181	6	187
	2418		58	18	2	59	2	61
	2419					0	0	0
Total Votes						3,635	72	3,707
NORTH SMITHFIELD	2501	21	48	1		191	7	198
	2502	22		2		341	5	346
	2503			3		365	2	367
	2504			4		335	3	338
	2505	23		5		174	3	177
	2506			6		271	5	276
	2507					0	0	0
Total Votes						1,677	25	1,702
PAWTUCKET	2601	16	46	1	6	13	0	13
	2602	17		2	6	111	1	112
	2603	16	58	3	5	25	1	26
	2604			4	6	33	0	33
	2605	17		5	5	72	0	72
	2606			6	6	193	3	196
	2607			7	6	284	8	292
	2608	15	59	8	4	335	3	338
	2609			9	4	87	0	87
	2610			10	6	5	0	5
	2611			11	5	242	2	244
	2612			12	5	99	5	104
	2613	16		13	6	57	3	60
	2614	17		14	4	7	0	7
	2615			15	5	13	0	13
	2616	8	60	16	1	261	4	265
	2617			17	2	92	4	96
	2618	15		18	1	147	3	150
	2619			19	2	84	4	88
	2620			20	4	122	5	127
	2621	8	61	21	1	305	4	309
	2622			22	1	196	5	201
	2623			23	2	292	6	298
	2624			24	2	188	10	198
	2625			25	2	275	1	276
	2626			26	3	410	15	425
2627		62	27	3	287	10	297	
2628			28	3	227	6	233	
2629	15		29	3	174	3	177	
2630			30	4	148	4	152	
2631			31	4	146	11	157	
2632	8	63	32	3	134	3	137	
2633					0	0	0	
Total Votes						5,064	124	5,188
PORTSMOUTH	2701	11	69	1		47	4	51
	2702			2		242	10	252
	2703			3		241	6	247
	2704		70	4		215	7	222
	2705			5		178	11	189

NOTE: The last line in each community, before "Total Votes", represents the votes cast on limited ballots.

**RI GENERAL ELECTION
November 5, 2002**

ATTORNEY GENERAL

J. William W. HARSCH

Community	Precinct	Senate District	Rep District	Vote District	Ward	Precinct Votes	Mail Votes	Total Votes
PORTSMOUTH (cont'd)	2706	11	71	6		285	13	298
	2707			7		359	21	380
	2708			8		206	13	219
	2709		72	9		242	5	247
	2710			10		326	16	342
	2711			11		245	7	252
	2712			12		324	14	338
	2713					0	0	0
Total Votes						2,910	127	3,037
PROVIDENCE	2801	4	1	1	12	36	0	36
	2802			2	12	92	1	93
	2803	6		3	4	55	0	55
	2804			4	4	60	1	61
	2805			5	5	74	2	76
	2806			6	12	34	1	35
	2807			7	14	32	0	32
	2808	1	2	8	1	219	5	224
	2809			9	11	6	0	6
	2810	5		10	13	4	0	4
	2811			11	11	64	4	68
	2812	14		12	13	31	1	32
	2813			13	1	153	8	161
	2814			14	1	112	2	114
	2815			15	1	124	6	130
	2816			16	2	47	1	48
	2817	1	3	17	1	101	2	103
	2818			18	1	44	0	44
	2819			19	2	222	8	230
	2820			20	2	169	2	171
	2821			21	2	225	8	233
	2822			22	2	340	6	346
	2823			23	2	282	6	288
	2824			24	3	36	0	36
	2825	14	3	25	1	65	3	68
	2826	1	4	26	2	315	5	320
	2827			27	2	325	11	336
	2828			28	3	77	1	78
	2829			29	3	175	1	176
	2830			30	3	220	4	224
	2831			31	3	194	4	198
	2832			32	3	261	8	269
2833	6		33	3	24	5	29	
2834		5	34	4	172	6	178	
2835			35	4	173	8	181	
2836			36	5	102	4	106	
2837			37	14	60	0	60	
2838			38	14	160	5	165	
2839			39	14	184	5	189	
2840	4	6	40	5	74	1	75	
2841			41	6	166	7	173	
2842			42	6	56	1	57	
2843	6	6	43	5	23	0	23	
2844			44	14	175	5	180	
2845			45	5	175	1	176	

NOTE: The last line in each community, before "Total Votes", represents the votes cast on limited ballots.

**RI GENERAL ELECTION
November 5, 2002**

ATTORNEY GENERAL

J. William W. HARSCH

Community	Precinct	Senate District	Rep District	Vote District	Ward	Precinct Votes	Mail Votes	Total Votes
PROVIDENCE (cont'd)	2846	6	6	46	14	30	2	32
	2847	4	7	47	5	221	4	225
	2848			48	5	283	6	289
	2849			49	5	189	7	196
	2850			50	12	6	0	6
	2851			51	5	26	0	26
	2852			52	6	118	1	119
	2853			53	6	115	0	115
	2854			54	12	62	0	62
	2855			55	15	2	0	2
	2856		8	56	12	39	2	41
	2857			57	12	32	2	34
	2858			58	15	2	0	2
	2859	5		59	6	4	0	4
	2860			60	13	37	1	38
	2861			61	13	79	3	82
	2862			62	13	101	2	103
	2863			63	13	136	2	138
	2864			64	15	33	0	33
	2865	3	9	65	7	6	1	7
	2866			66	15	86	2	88
	2867	5		67	6	11	0	11
	2868			68	11	32	4	36
	2869			69	13	115	2	117
	2870			70	15	16	0	16
	2871			71	15	40	0	40
	2872	2	10	72	8	57	2	59
	2873			73	9	22	1	23
	2874	3		74	8	207	4	211
	2875			75	8	34	0	34
	2876			76	8	17	1	18
	2877	5		77	8	6	0	6
	2878			78	11	9	0	9
	2879			79	15	10	0	10
	2880	2	11	80	9	73	4	77
	2881			81	9	50	1	51
	2882			82	9	48	0	48
	2883			83	9	38	0	38
	2884			84	11	16	0	16
	2885	5		85	11	22	1	23
	2886	2	12	86	10	38	2	40
	2887			87	10	54	1	55
	2888			88	10	33	1	34
	2889			89	10	24	1	25
	2890			90	11	19	1	20
	2891	5		91	11	13	0	13
	2892	3	13	92	7	145	1	146
	2893			93	7	57	1	58
	2894			94	7	86	0	86
	2895			95	7	74	1	75
	2896			96	15	43	1	44
	2897	5	11	97	8	2	0	2
	2898					0	1	1
	2899					0	0	0
Total Votes						8,756	215	8,971

NOTE: The last line in each community, before "Total Votes", represents the votes cast on limited ballots.

**RI GENERAL ELECTION
November 5, 2002**

ATTORNEY GENERAL

J. William W. HARSCH

Community	Precinct	Senate District	Rep District	Vote District	Ward	Precinct Votes	Mail Votes	Total Votes		
RICHMOND	2901	34	39	1		184	1	185		
	2902			2		251	2	253		
	2903			3		327	4	331		
	2904			4		286	4	290		
	2905			0		0	1	1		
	Total Votes						1,048	12	1,060	
SCITUATE	3001	24	41	1		366	17	383		
	3002			2		274	6	280		
	3003			3		414	15	429		
	3004			4		443	13	456		
	3005			5		322	7	329		
	3006			0		0	0	0		
	Total Votes								1,819	58
SMITHFIELD	3101	22	44	1		251	5	256		
	3102			2		273	5	278		
	3103			3		251	5	256		
	3104			4		316	6	322		
	3105			5		237	8	245		
	3106			6	53	6		373	5	378
	3107			7		7		348	16	364
	3108			8		8		279	5	284
	3109			9		9		338	13	351
	3110			10		10		211	5	216
	3111			0			0		0	0
	Total Votes								2,877	73
SOUTH KINGSTOWN	3201	37	33	1		406	19	425		
	3202			2		410	12	422		
	3203			3	34	3		299	19	318
	3204			4		4		352	13	365
	3205			5	35	5		86	1	87
	3206			6		6		416	10	426
	3207			7		7		405	7	412
	3208			8		8		360	11	371
	3209			9		9		442	6	448
	3210			10	36	10		418	21	439
	3211			11		11		287	5	292
	3212			12		12		495	13	508
	3213			0			0		0	0
	Total Votes								4,376	137
TIVERTON	3301	10	70	1		410	13	423		
	3302			2		119	1	120		
	3303			3		208	3	211		
	3304			4		277	3	280		
	3305			5		185	10	195		
	3306			6	71	6		70	0	70
	3307			7		7		151	3	154
	3308			8		8		358	5	363
	3309			0		0		1	1	
	Total Votes								1,778	39

NOTE: The last line in each community, before "Total Votes", represents the votes cast on limited ballots.

**RI GENERAL ELECTION
November 5, 2002**

ATTORNEY GENERAL

J. William W. HARSCH

Community	Precinct	Senate District	Rep District	Vote District	Ward	Precinct Votes	Mail Votes	Total Votes
WARREN	3401	10	67	1		168	3	171
	3402			2		226	4	230
	3403			3		201	9	210
	3404			4		323	8	331
	3405		68	5		244	10	254
	3406					0	0	0
Total Votes						1,162	34	1,196
WARWICK	3501	28	19	1	1	277	3	280
	3502			2	1	188	3	191
	3503	29		3	1	393	5	398
	3504			4	1	256	5	261
	3505			5	1	344	4	348
	3506			6	1	300	12	312
	3507			7	2	244	3	247
	3508	31		8	2	68	0	68
	3509		20	9	2	92	1	93
	3510			10	2	249	4	253
	3511			11	2	283	2	285
	3512			12	3	174	1	175
	3513			13	3	216	6	222
	3514			14	7	195	2	197
	3515			15	7	403	6	409
	3516			16	8	220	5	225
	3517			17	8	113	1	114
	3518	29	21	18	2	212	3	215
	3519			19	3	105	8	113
	3520			20	3	289	11	300
	3521			21	4	255	4	259
	3522			22	4	271	10	281
	3523			23	4	274	6	280
	3524			24	4	229	3	232
	3525		22	25	4	78	1	79
	3526			26	5	77	0	77
	3527	30		27	5	195	2	197
	3528			28	5	241	4	245
	3529			29	5	253	6	259
	3530			30	5	250	2	252
	3531			31	5	270	12	282
	3532			32	6	233	0	233
3533	29	23	33	3	95	2	97	
3534			34	3	204	3	207	
3535	30		35	6	165	0	165	
3536			36	6	119	2	121	
3537			37	6	389	7	396	
3538			38	6	238	2	240	
3539			39	7	258	5	263	
3540			40	7	327	8	335	
3541	30	24	41	7	73	1	74	
3542			42	9	332	14	346	
3543			43	9	258	7	265	
3544	31		44	7	72	0	72	
3545			45	8	237	6	243	
3546			46	8	248	2	250	
3547			47	9	357	7	364	

NOTE: The last line in each community, before "Total Votes", represents the votes cast on limited ballots.

**RI GENERAL ELECTION
November 5, 2002**

ATTORNEY GENERAL

J. William W. HARSCH

Community	Precinct	Senate District	Rep District	Vote District	Ward	Precinct Votes	Mail Votes	Total Votes
WOONSOCKET	3901					120	1	121
	3902	20	49	1		71	0	71
	3903	21		2		120	3	123
	3904			3		235	5	240
	3905			4		104	0	104
	3906			5		75	1	76
	3907	20	50	6		74	4	78
	3908	21		7		125	3	128
	3909			8		253	0	253
	3910			9		180	1	181
	3911			10		179	5	184
	3912			11		197	0	197
	3913	20	51	12		188	2	190
	3914			13		255	2	257
	3915			14		137	2	139
	3916			15		146	0	146
	3917			16		0	1	1
Total Votes						2,459	30	2,489
Statewide Total						116,597	3,120	119,717

NOTE: The last line in each community, before "Total Votes", represents the votes cast on limited ballots.

**RI GENERAL ELECTION
November 5, 2002**

GENERAL TREASURER

Paul J. TAVARES
DEMOCRAT

GENERAL TREASURER

Community	Precinct	Senate District	Rep District	Vote District	Ward	Precinct Votes	Mail Votes	Total Votes
BARRINGTON	101	9	66	1		519	14	533
	102			2		418	7	425
	103			3		509	16	525
	104			4		628	23	651
	105			5		616	13	629
	106			6		514	17	531
	107		67	7		518	16	534
	108			8		540	10	550
	109					0	0	0
	Total Votes						4,262	116
BRISTOL	201	9	68	1		516	20	536
	202			2		515	19	534
	203			3		624	49	673
	204			4		310	10	320
	205	10		5		279	12	291
	206	11		6		544	18	562
	207			7		153	2	155
	208	9	69	8		328	8	336
	209	10		9		641	55	696
	210	11		10		421	16	437
	211			11		598	20	618
	212					0	2	2
	Total Votes						4,929	231
BURRILLVILLE	301	23	47	1		538	20	558
	302			2		467	43	510
	303			3		512	12	524
	304			4		414	5	419
	305			5		535	5	540
	306		48	6		525	4	529
	307					0	2	2
	Total Votes						2,991	91
CENTRAL FALLS	401	16	56	1	1	321	5	326
	402			2	2	145	17	162
	403			3	3	398	14	412
	404			4	4	374	3	377
	405			5	5	136	2	138
	406		57	6	2	247	20	267
	407			7	4	86	2	88
	408			8	5	219	2	221
	409					0	4	4
	Total Votes						1,926	69
CHARLESTOWN	501	34	36	1		292	7	299
	502	38		2		259	7	266
	503			3		355	3	358
	504			4		369	6	375
	505	34	39	5		85	1	86
	506	38		6		226	2	228
	507			7		249	5	254
	508					0	0	0
	Total Votes						1,835	31

NOTE: The last line in each community, before "Total Votes", represents the votes cast on limited ballots.

**RI GENERAL ELECTION
November 5, 2002**

GENERAL TREASURER

Paul J. TAVARES

Community	Precinct	Senate District	Rep District	Vote District	Ward	Precinct Votes	Mail Votes	Total Votes
COVENTRY	601	33	25	1	3	484	3	487
	602		26	2	3	657	13	670
	603		27	3	4	479	6	485
	604	24	28	4	2	464	1	465
	605			5	2	411	4	415
	606			6	2	484	12	496
	607			7	4	149	3	152
	608			8	5	240	4	244
	609			9	1	503	8	511
	610			10	2	278	2	280
	611	33		11	3	491	15	506
	612			12	1	448	8	456
	613		29	13	5	361	21	382
	614			14	4	540	10	550
	615			15	5	530	9	539
	616			16	5	371	12	383
	617			17	4	373	2	375
	618	24	40	18	1	410	5	415
	619	33		19	1	134	9	143
	620					0	0	0
Total Votes						7,807	147	7,954
CRANSTON	701	26	14	1	3	340	4	344
	702			2	3	385	10	395
	703			3	3	262	5	267
	704			4	3	214	17	231
	705			5	3	258	4	262
	706			6	3	288	4	292
	707			7	5	386	6	392
	708			8	5	205	7	212
	709	28		9	3	398	3	401
	710	26	15	10	4	582	10	592
	711			11	4	574	14	588
	712			12	5	150	5	155
	713	27		13	4	602	13	615
	714			14	4	574	12	586
	715			15	6	424	16	440
	716			16	6	563	12	575
	717			17	6	242	36	278
	718	26	16	18	5	66	0	66
	719			19	4	251	10	261
	720	27		20	2	330	9	339
	721			21	6	541	21	562
	722			22	4	310	13	323
	723			23	6	677	36	713
	724			24	6	533	15	548
	725			25	6	127	1	128
	726	28		26	1	149	0	149
	727		16	27	2	564	16	580
	728	26	17	28	5	430	17	447
	729	27		29	3	381	10	391
	730			30	5	552	16	568
	731			31	5	518	16	534
	732			32	2	254	3	257
	733			33	2	406	11	417

NOTE: The last line in each community, before "Total Votes", represents the votes cast on limited ballots.

**RI GENERAL ELECTION
November 5, 2002**

GENERAL TREASURER

Paul J. TAVARES

Community	Precinct	Senate District	Rep District	Vote District	Ward	Precinct Votes	Mail Votes	Total Votes
CRANSTON (cont'd)	734	27	17	34	2	227	7	234
	735	28		35	3	213	3	216
	736			36	2	547	10	557
	737		18	37	2	325	16	341
	738			38	1	318	3	321
	739			39	1	516	12	528
	740			40	2	474	8	482
	741			41	1	444	13	457
	742			42	1	352	8	360
	743			43	1	561	35	596
	744			44	1	472	17	489
	745		19	45	1	395	11	406
	746	26	41	46	5	215	8	223
	747			47	4	409	10	419
	748			48	4	271	6	277
	749		42	49	5	491	8	499
	750			50	5	572	13	585
751					5	0	5	
Total Votes						19,343	560	19,903
CUMBERLAND	801	20	45	1	5	523	10	533
	802			2	5	457	7	464
	803			3	5	361	6	367
	804			4	5	262	0	262
	805	19	52	5	2	578	8	586
	806			6	3	543	14	557
	807			7	3	565	11	576
	808			8	3	474	12	486
	809			9	4	496	12	508
	810			10	4	430	35	465
	811	20		11	4	450	8	458
	812			12	4	356	6	362
	813	16	57	13	1	285	3	288
	814			14	1	316	4	320
	815	19		15	1	358	2	360
	816			16	1	299	6	305
	817			17	2	586	7	593
	818			18	2	440	5	445
	819					0	0	0
Total Votes						7,779	156	7,935
EAST GREENWICH	901	33	30	1		187	10	197
	902			2		409	9	418
	903	35		3		478	14	492
	904			4		517	44	561
	905			5		413	19	432
	906			6		233	5	238
	907			7		404	9	413
	908			8		308	19	327
	909					1	0	1
Total Votes						2,950	129	3,079
EAST PROVIDENCE	1001	14	2	1	1	245	17	262
	1002			2	2	422	9	431
	1003	8	62	3	1	197	5	202
	1004	14		4	1	554	13	567
	1005	8	63	5	1	487	6	493

NOTE: The last line in each community, before "Total Votes", represents the votes cast on limited ballots.

**RI GENERAL ELECTION
November 5, 2002**

GENERAL TREASURER

Paul J. TAVARES

Community	Precinct	Senate District	Rep District	Vote District	Ward	Precinct Votes	Mail Votes	Total Votes
EAST PROVIDENCE (cont'd)	1006	14	63	6	1	677	33	710
	1007	18		7	1	357	12	369
	1008			8	2	126	5	131
	1009			9	3	775	53	828
	1010			10	3	565	14	579
	1011			11	3	502	40	542
	1012	14	64	12	1	337	9	346
	1013			13	1	552	29	581
	1014			14	2	682	18	700
	1015			15	2	515	22	537
	1016			16	2	583	22	605
	1017	18		17	2	144	15	159
	1018			18	3	365	11	376
	1019		65	19	3	176	8	184
	1020			20	3	419	14	433
	1021			21	4	590	25	615
	1022			22	4	617	23	640
	1023			23	4	760	21	781
	1024			24	4	562	14	576
	1025			25	4	643	12	655
1026		66	26	4	267	7	274	
1027					0	0	0	
Total Votes						12,119	457	12,576
EXETER	1101	34	31	1		470	8	478
	1102		39	2		387	13	400
	1103			3		430	6	436
	1104					0	0	0
Total Votes					1,287	27	1,314	
FOSTER	1201	24	40	1		558	21	579
	1202			2		471	14	485
	1203					0	0	0
Total Votes					1,029	35	1,064	
GLOCESTER	1301	23	40	1		482	17	499
	1302			2		540	4	544
	1303			3		473	11	484
	1304		47	4		133	3	136
	1305		53	5		511	14	525
	1306					0	3	3
Total Votes					2,139	52	2,191	
HOPKINTON	1401	34	38	1		458	5	463
	1402			2		461	5	466
	1403			3		532	10	542
	1404					0	0	0
Total Votes					1,451	20	1,471	
JAMESTOWN	1501	13	74	1		585	32	617
	1502			2		524	29	553
	1503			3		565	16	581
	1504					0	1	1
Total Votes					1,674	78	1,752	
JOHNSTON	1601	25	13	1	2	308	8	316
	1602			2	2	429	13	442
	1603		42	3	1	361	13	374
	1604			4	2	81	3	84
	1605			5	2	470	51	521

NOTE: The last line in each community, before "Total Votes", represents the votes cast on limited ballots.

**RI GENERAL ELECTION
November 5, 2002**

GENERAL TREASURER

Paul J. TAVARES

Community	Precinct	Senate District	Rep District	Vote District	Ward	Precinct Votes	Mail Votes	Total Votes
JOHNSTON (cont'd)	1606	25	42	6	5	576	10	586
	1607			7	1	411	30	441
	1608			8	1	560	15	575
	1609		43	9	2	185	4	189
	1610			10	4	482	8	490
	1611			11	5	451	16	467
	1612			12	3	433	16	449
	1613			13	3	636	20	656
	1614			14	4	559	13	572
	1615			15	4	424	10	434
	1616			16	2	59	3	62
	1617			17	3	428	15	443
	1618		44	18	5	672	19	691
	1619					0	2	2
	Total Votes						7,525	269
LINCOLN	1701	7	44	1	3	437	8	445
	1702			2	3	493	19	512
	1703	19	45	3	5	275	4	279
	1704			4	4	128	4	132
	1705			5	5	699	22	721
	1706			6	4	530	16	546
	1707			7	3	63	0	63
	1708	7	46	8	4	385	13	398
	1709	17		9	1	363	9	372
	1710			10	1	459	17	476
	1711			11	1	318	5	323
	1712			12	2	292	11	303
	1713			13	3	266	1	267
	1714	19		14	4	186	0	186
	1715			15	2	635	11	646
	1716			16	2	216	1	217
	1717					0	0	0
Total Votes						5,745	141	5,886
LITTLE COMPTON	1801	12	71	1		463	31	494
	1802			2		448	16	464
	1803					0	0	0
Total Votes						911	47	958
MIDDLETOWN	1901	12	72	1		405	16	421
	1902			2		504	18	522
	1903			3		318	30	348
	1904			4		430	16	446
	1905		73	5		134	1	135
	1906		74	6		522	33	555
	1907			7		360	19	379
	1908			8		590	23	613
	1909					0	2	2
	Total Votes						3,263	158
NARRAGANSETT	2001	36	33	1		394	15	409
	2002			2		428	4	432
	2003			3		418	10	428
	2004			4		335	20	355
	2005			5		403	6	409
	2006		34	6		380	19	399
	2007			7		338	14	352

NOTE: The last line in each community, before "Total Votes", represents the votes cast on limited ballots.

**RI GENERAL ELECTION
November 5, 2002**

GENERAL TREASURER

Paul J. TAVARES

Community	Precinct	Senate District	Rep District	Vote District	Ward	Precinct Votes	Mail Votes	Total Votes
NARRAGANSETT (cont'd)	2008	36	34	8		402	12	414
	2009			9		446	22	468
	2010			10		313	23	336
	2011			11		364	25	389
	2012					0	0	0
Total Votes						4,221	170	4,391
NEWPORT	2101	12	72	1	3	187	5	192
	2102		73	2	2	403	14	417
	2103			3	2	182	8	190
	2104	13		4	2	248	11	259
	2105			5	2	293	5	298
	2106			6	1	584	10	594
	2107			7	1	109	2	111
	2108		75	8	1	262	15	277
	2109			9	3	270	16	286
	2110			10	3	347	24	371
	2111			11	3	356	21	377
	2112			12	4	351	17	368
	2113			13	4	375	15	390
	2114			14	4	434	12	446
	2115					0	1	1
Total Votes						4,401	176	4,577
NEW SHOREHAM	2201	37	36	1		513	78	591
	2202					0	0	0
Total Votes						513	78	591
NORTH KINGSTOWN	2301	35	31	1		416	10	426
	2302			2		498	18	516
	2303			3		604	21	625
	2304			4		486	14	500
	2305			5		529	19	548
	2306		32	6		160	16	176
	2307			7		394	19	413
	2308			8		465	12	477
	2309	36		9		431	10	441
	2310			10		662	33	695
	2311			11		535	21	556
	2312			12		541	20	561
	2313	35	33	13		341	6	347
	2314	36		14		95	4	99
	2315					0	1	1
Total Votes						6,157	224	6,381
NORTH PROVIDENCE	2401	7	6	1	3	545	12	557
	2402			2	3	680	8	688
	2403		54	3	1	479	15	494
	2404			4	1	629	16	645
	2405			5	1	427	10	437
	2406			6	1	764	7	771
	2407			7	3	580	15	595
	2408			8	3	523	11	534
	2409			9	1	205	22	227
	2410		55	10	1	596	9	605
	2411			11	2	371	3	374
	2412			12	2	577	14	591
	2413			13	3	407	23	430

NOTE: The last line in each community, before "Total Votes", represents the votes cast on limited ballots.

**RI GENERAL ELECTION
November 5, 2002**

GENERAL TREASURER

Paul J. TAVARES

Community	Precinct	Senate District	Rep District	Vote District	Ward	Precinct Votes	Mail Votes	Total Votes
NORTH PROVIDENCE (cont'd)	2414	17	55	14	2	669	14	683
	2415			15	2	498	4	502
	2416			16	2	388	2	390
	2417			17	2	558	12	570
	2418		58	18	2	149	3	152
	2419					0	0	0
Total Votes						9,045	200	9,245
NORTH SMITHFIELD	2501	21	48	1		392	50	442
	2502	22		2		486	6	492
	2503			3		631	7	638
	2504			4		565	4	569
	2505	23		5		316	5	321
	2506			6		489	9	498
	2507					0	4	4
	Total Votes						2,879	85
PAWTUCKET	2601	16	46	1	6	72	1	73
	2602	17		2	6	325	3	328
	2603	16	58	3	5	162	2	164
	2604			4	6	130	6	136
	2605	17		5	5	319	3	322
	2606			6	6	462	3	465
	2607			7	6	576	17	593
	2608	15	59	8	4	627	19	646
	2609			9	4	293	4	297
	2610			10	6	31	0	31
	2611			11	5	600	14	614
	2612			12	5	332	17	349
	2613	16		13	6	331	20	351
	2614	17		14	4	24	0	24
	2615			15	5	67	0	67
	2616	8	60	16	1	542	13	555
	2617			17	2	207	9	216
	2618	15		18	1	422	12	434
	2619			19	2	306	5	311
	2620			20	4	337	8	345
	2621	8	61	21	1	583	13	596
	2622			22	1	506	18	524
	2623			23	2	602	11	613
	2624			24	2	458	14	472
	2625			25	2	580	8	588
	2626			26	3	756	18	774
	2627		62	27	3	611	20	631
	2628			28	3	552	16	568
	2629	15		29	3	456	21	477
	2630			30	4	383	3	386
	2631			31	4	417	28	445
	2632	8	63	32	3	264	31	295
	2633					0	0	0
Total Votes						12,333	357	12,690
PORTSMOUTH	2701	11	69	1		54	3	57
	2702			2		261	10	271
	2703			3		372	12	384
	2704		70	4		361	13	374
	2705			5		364	13	377

NOTE: The last line in each community, before "Total Votes", represents the votes cast on limited ballots.

**RI GENERAL ELECTION
November 5, 2002**

GENERAL TREASURER

Paul J. TAVARES

Community	Precinct	Senate District	Rep District	Vote District	Ward	Precinct Votes	Mail Votes	Total Votes
PORTSMOUTH (cont'd)	2706	11	71	6		467	13	480
	2707			7		403	25	428
	2708			8		348	15	363
	2709		72	9		386	16	402
	2710			10		397	8	405
	2711			11		338	17	355
	2712			12		396	15	411
	2713					0	0	0
Total Votes						4,147	160	4,307
PROVIDENCE	2801	4	1	1	12	219	0	219
	2802			2	12	282	6	288
	2803	6		3	4	324	20	344
	2804			4	4	266	4	270
	2805			5	5	178	1	179
	2806			6	12	164	4	168
	2807			7	14	94	0	94
	2808	1	2	8	1	430	21	451
	2809			9	11	10	0	10
	2810	5		10	13	14	0	14
	2811			11	11	157	11	168
	2812	14		12	13	89	5	94
	2813			13	1	516	26	542
	2814			14	1	323	34	357
	2815			15	1	257	15	272
	2816			16	2	92	0	92
	2817	1	3	17	1	290	4	294
	2818			18	1	267	0	267
	2819			19	2	305	12	317
	2820			20	2	354	3	357
	2821			21	2	351	7	358
	2822			22	2	544	9	553
	2823			23	2	500	14	514
	2824			24	3	70	2	72
	2825	14	3	25	1	110	2	112
	2826	1	4	26	2	533	23	556
	2827			27	2	411	10	421
	2828			28	3	417	15	432
	2829			29	3	479	8	487
	2830			30	3	574	14	588
	2831			31	3	509	26	535
	2832			32	3	652	25	677
2833	6		33	3	122	29	151	
2834		5	34	4	659	12	671	
2835			35	4	591	56	647	
2836			36	5	174	6	180	
2837			37	14	218	7	225	
2838			38	14	406	7	413	
2839			39	14	570	10	580	
2840	4	6	40	5	137	1	138	
2841			41	6	475	24	499	
2842			42	6	246	31	277	
2843	6	6	43	5	46	0	46	
2844			44	14	436	11	447	
2845			45	5	339	6	345	

NOTE: The last line in each community, before "Total Votes", represents the votes cast on limited ballots.

**RI GENERAL ELECTION
November 5, 2002**

GENERAL TREASURER

Paul J. TAVARES

Community	Precinct	Senate District	Rep District	Vote District	Ward	Precinct Votes	Mail Votes	Total Votes
PROVIDENCE (cont'd)	2846	6	6	46	14	69	6	75
	2847	4	7	47	5	639	14	653
	2848			48	5	575	21	596
	2849			49	5	476	52	528
	2850			50	12	13	0	13
	2851			51	5	64	1	65
	2852			52	6	420	3	423
	2853			53	6	395	5	400
	2854			54	12	210	7	217
	2855			55	15	6	0	6
	2856		8	56	12	163	4	167
	2857			57	12	48	3	51
	2858			58	15	18	1	19
	2859	5		59	6	28	0	28
	2860			60	13	70	5	75
	2861			61	13	274	24	298
	2862			62	13	338	13	351
	2863			63	13	399	10	409
	2864			64	15	208	3	211
	2865	3	9	65	7	140	1	141
	2866			66	15	373	28	401
	2867	5		67	6	40	1	41
	2868			68	11	349	26	375
	2869			69	13	469	17	486
	2870			70	15	58	0	58
	2871			71	15	194	1	195
	2872	2	10	72	8	303	9	312
	2873			73	9	71	1	72
	2874	3		74	8	675	36	711
	2875			75	8	309	23	332
	2876			76	8	337	16	353
	2877	5		77	8	41	12	53
	2878			78	11	86	4	90
	2879			79	15	59	1	60
	2880	2	11	80	9	533	10	543
	2881			81	9	488	11	499
2882			82	9	505	7	512	
2883			83	9	330	3	333	
2884			84	11	119	0	119	
2885	5		85	11	183	3	186	
2886	2	12	86	10	435	5	440	
2887			87	10	315	3	318	
2888			88	10	359	7	366	
2889			89	10	387	7	394	
2890			90	11	258	27	285	
2891	5		91	11	129	27	156	
2892	3	13	92	7	549	20	569	
2893			93	7	323	12	335	
2894			94	7	307	13	320	
2895			95	7	331	16	347	
2896			96	15	242	13	255	
2897	5	11	97	8	48	4	52	
2898					0	1	1	
2899					0	2	2	
Total Votes						27,958	1,060	29,018

NOTE: The last line in each community, before "Total Votes", represents the votes cast on limited ballots.

**RI GENERAL ELECTION
November 5, 2002**

GENERAL TREASURER

Paul J. TAVARES

Community	Precinct	Senate District	Rep District	Vote District	Ward	Precinct Votes	Mail Votes	Total Votes	
RICHMOND	2901	34	39	1		199	0	199	
	2902			2		370	9	379	
	2903			3		535	7	542	
	2904			4		412	5	417	
	2905					0	0	0	
	Total Votes					1,516	21	1,537	
SCITUATE	3001	24	41	1		484	27	511	
	3002			2		415	14	429	
	3003			3		464	16	480	
	3004			4		570	19	589	
	3005			5		483	12	495	
	3006					0	0	0	
	Total Votes					2,416	88	2,504	
SMITHFIELD	3101	22	44	1		448	11	459	
	3102			2		577	9	586	
	3103			3		423	11	434	
	3104			4		570	12	582	
	3105			5		388	45	433	
	3106			53	6		638	14	652
	3107			7		526	34	560	
	3108			8		342	12	354	
	3109			9		586	60	646	
	3110			10		306	10	316	
	3111					1	0	1	
	Total Votes					4,805	218	5,023	
SOUTH KINGSTOWN	3201	37	33	1		526	17	543	
	3202			2		599	19	618	
	3203			34	3		465	21	486
	3204			4		586	25	611	
	3205			35	5		117	4	121
	3206			6		640	18	658	
	3207			7		539	14	553	
	3208			8		459	15	474	
	3209			9		657	15	672	
	3210			36	10		527	25	552
	3211			11		391	6	397	
	3212			12		584	18	602	
	3213					0	0	0	
	Total Votes					6,090	197	6,287	
TIVERTON	3301	10	70	1		498	10	508	
	3302			2		315	4	319	
	3303			3		506	7	513	
	3304			4		510	12	522	
	3305			5		440	15	455	
	3306			71	6		167	0	167
	3307			12	7		247	3	250
	3308			8		528	5	533	
	3309			0	1	1			
Total Votes					3,211	57	3,268		

NOTE: The last line in each community, before "Total Votes", represents the votes cast on limited ballots.

**RI GENERAL ELECTION
November 5, 2002**

GENERAL TREASURER

Paul J. TAVARES

Community	Precinct	Senate District	Rep District	Vote District	Ward	Precinct Votes	Mail Votes	Total Votes
WARREN	3401	10	67	1		385	9	394
	3402			2		491	18	509
	3403			3		513	38	551
	3404	68		4		584	20	604
	3405			5		422	25	447
	3406					0	0	0
Total Votes						2,395	110	2,505
WARWICK	3501	28	19	1	1	459	7	466
	3502	29		2	1	383	10	393
	3503			3	1	596	9	605
	3504			4	1	375	5	380
	3505	31		5	1	569	9	578
	3506			6	1	424	19	443
	3507			7	2	469	2	471
	3508	20		8	2	154	3	157
	3509			9	2	183	3	186
	3510			10	2	516	4	520
	3511	21		11	2	577	9	586
	3512			12	3	426	2	428
	3513			13	3	295	17	312
	3514	22		14	7	418	6	424
	3515			15	7	579	13	592
	3516			16	8	395	32	427
	3517	30		17	8	253	6	259
	3518			18	2	457	6	463
	3519			19	3	232	19	251
	3520	23		20	3	690	9	699
	3521			21	4	575	12	587
	3522			22	4	589	13	602
	3523	24		23	4	577	13	590
	3524			24	4	446	4	450
	3525			25	4	131	3	134
	3526	31		26	5	153	2	155
	3527			27	5	461	6	467
	3528			28	5	493	14	507
	3529	29		29	5	582	13	595
	3530			30	5	409	7	416
	3531			31	5	304	7	311
	3532	30		32	6	549	6	555
	3533			33	3	234	2	236
	3534			34	3	439	7	446
3535	31		35	6	455	5	460	
3536			36	6	352	7	359	
3537			37	6	607	8	615	
3538	23		38	6	426	16	442	
3539			39	7	515	7	522	
3540			40	7	495	9	504	
3541	24		41	7	116	0	116	
3542			42	9	353	20	373	
3543			43	9	339	9	348	
3544	31		44	7	127	2	129	
3545			45	8	356	8	364	
3546			46	8	449	14	463	
3547			47	9	534	9	543	

NOTE: The last line in each community, before "Total Votes", represents the votes cast on limited ballots.

**RI GENERAL ELECTION
November 5, 2002**

GENERAL TREASURER

Paul J. TAVARES

Community	Precinct	Senate District	Rep District	Vote District	Ward	Precinct Votes	Mail Votes	Total Votes
WARWICK (cont'd)	3548	31	24	48	9	594	4	598
	3549			49	9	391	11	402
	3550	33		50	9	201	5	206
	3551	35		51	9	363	7	370
	3552	31	26	52	8	415	11	426
	3553		27	53	8	402	22	424
	3554					3	0	3
Total Votes						21,885	473	22,358
WESTERLY	3601	38	36	1		362	9	371
	3602		37	2		361	6	367
	3603			3		374	19	393
	3604			4		300	23	323
	3605			5		367	22	389
	3606			6		361	13	374
	3607			7		340	13	353
	3608			8		286	16	302
	3609			9		353	11	364
	3610			10		366	16	382
	3611		38	11		297	10	307
	3612			12		231	7	238
	3613			13		367	12	379
	3614			14		193	0	193
	3615					0	0	0
Total Votes						4,558	177	4,735
WEST GREENWICH	3701	34	29	1		457	9	466
	3702			2		545	9	554
	3703		30	3		174	4	178
	3704					0	1	1
Total Votes						1,176	23	1,199
WEST WARWICK	3801	32	25	1	2	603	17	620
	3802			2	4	146	2	148
	3803			3	4	265	3	268
	3804			4	3	514	8	522
	3805			5	3	361	4	365
	3806		26	6	1	578	21	599
	3807			7	2	366	10	376
	3808			8	1	453	8	461
	3809			9	1	472	20	492
	3810		27	10	4	309	6	315
	3811			11	4	108	2	110
	3812			12	4	388	14	402
	3813	32		13	5	577	23	600
	3814			14	5	520	11	531
	3815	33		15	5	440	3	443
	3816					0	3	3
Total Votes						6,100	155	6,255

NOTE: The last line in each community, before "Total Votes", represents the votes cast on limited ballots.

**RI GENERAL ELECTION
November 5, 2002**

GENERAL TREASURER

Paul J. TAVARES

Community	Precinct	Senate District	Rep District	Vote District	Ward	Precinct Votes	Mail Votes	Total Votes
WOONSOCKET	3901					330	2	332
	3902	20	49	1		370	3	373
	3903	21		2		436	6	442
	3904			3		472	22	494
	3905			4		310	10	320
	3906			5		200	5	205
	3907	20	50	6		222	3	225
	3908	21		7		377	5	382
	3909			8		540	4	544
	3910			9		534	1	535
	3911			10		474	26	500
	3912			11		497	4	501
	3913	20	51	12		532	7	539
	3914			13		494	9	503
	3915			14		366	4	370
	3916			15		423	4	427
	3917			16		0	0	0
Total Votes						6,577	115	6,692
Statewide Total						223,348	6,958	230,306

NOTE: The last line in each community, before "Total Votes", represents the votes cast on limited ballots.

**RI GENERAL ELECTION
November 5, 2002**

GENERAL TREASURER

Andrew M. LYON, III

REPUBLICAN

GENERAL TREASURER

Community	Precinct	Senate District	Rep District	Vote District	Ward	Precinct Votes	Mail Votes	Total Votes	
BARRINGTON	101	9	66	1		309	6	315	
	102			2		248	5	253	
	103			3		328	17	345	
	104			4		295	8	303	
	105			5		422	17	439	
	106			6		507	26	533	
	107	67		7		200	6	206	
	108			8		296	12	308	
	109					0	0	0	
	Total Votes					2,605	97	2,702	
BRISTOL	201	9	68	1		278	13	291	
	202			2		319	17	336	
	203			3		168	16	184	
	204			4		91	4	95	
	205	10		5		146	4	150	
	206	11		6		227	7	234	
	207			7		95	1	96	
	208	9	69	8		63	1	64	
	209	10		9		191	27	218	
	210	11		10		110	3	113	
	211			11		123	4	127	
	212					0	0	0	
	Total Votes					1,811	97	1,908	
BURRILLVILLE	301	23	47	1		193	7	200	
	302			2		218	11	229	
	303			3		243	6	249	
	304			4		139	2	141	
	305			5		222	3	225	
	306			48	6		287	3	290
	307						0	1	1
	Total Votes							1,302	33
CENTRAL FALLS	401	16	56	1	1	63	0	63	
	402			2	2	22	4	26	
	403			3	3	53	3	56	
	404			4	4	60	0	60	
	405			5	5	35	0	35	
	406			57	6	2	43	3	46
	407			7	4	24	0	24	
	408			8	5	53	0	53	
	409					0	0	0	
	Total Votes							353	10
CHARLESTOWN	501	34	36	1		139	3	142	
	502	38		2		153	9	162	
	503			3		205	8	213	
	504			4		317	7	324	
	505	34		39	5		50	1	51
	506	38		6		99	3	102	
	507			7		136	1	137	
	508					0	0	0	
	Total Votes						1,099	32	1,131

NOTE: The last line in each community, before "Total Votes", represents the votes cast on limited ballots.

**RI GENERAL ELECTION
November 5, 2002**

GENERAL TREASURER

Andrew M. LYON, III

Community	Precinct	Senate District	Rep District	Vote District	Ward	Precinct Votes	Mail Votes	Total Votes
COVENTRY	601	33	25	1	3	183	1	184
	602		26	2	3	269	5	274
	603		27	3	4	179	1	180
	604	24	28	4	2	194	3	197
	605			5	2	162	0	162
	606			6	2	187	0	187
	607			7	4	68	0	68
	608			8	5	142	1	143
	609			9	1	280	2	282
	610			10	2	94	1	95
	611	33		11	3	204	6	210
	612			12	1	257	4	261
	613		29	13	5	142	8	150
	614			14	4	191	7	198
	615			15	5	185	2	187
	616			16	5	258	5	263
	617			17	4	154	3	157
	618	24	40	18	1	232	7	239
	619	33		19	1	101	4	105
	620					0	0	0
Total Votes						3,482	60	3,542
CRANSTON	701	26	14	1	3	74	7	81
	702			2	3	97	3	100
	703			3	3	39	4	43
	704			4	3	60	3	63
	705			5	3	83	6	89
	706			6	3	73	3	76
	707			7	5	93	5	98
	708			8	5	59	1	60
	709	28		9	3	155	0	155
	710	26	15	10	4	303	7	310
	711			11	4	259	5	264
	712			12	5	92	2	94
	713	27		13	4	341	10	351
	714			14	4	217	3	220
	715			15	6	147	8	155
	716			16	6	219	12	231
	717			17	6	88	18	106
	718	26	16	18	5	15	0	15
	719			19	4	130	2	132
	720	27		20	2	136	9	145
	721			21	6	262	10	272
	722			22	4	115	1	116
	723			23	6	322	17	339
	724			24	6	210	3	213
	725			25	6	34	2	36
	726	28		26	1	36	0	36
	727		16	27	2	195	6	201
	728	26	17	28	5	110	7	117
	729	27		29	3	155	5	160
	730			30	5	255	7	262
	731			31	5	206	2	208
	732			32	2	122	8	130
	733			33	2	152	2	154

NOTE: The last line in each community, before "Total Votes", represents the votes cast on limited ballots.

**RI GENERAL ELECTION
November 5, 2002**

GENERAL TREASURER

Andrew M. LYON, III

Community	Precinct	Senate District	Rep District	Vote District	Ward	Precinct Votes	Mail Votes	Total Votes
CRANSTON (cont'd)	734	27	17	34	2	110	5	115
	735	28		35	3	88	3	91
	736			36	2	201	5	206
	737		18	37	2	101	4	105
	738			38	1	84	4	88
	739			39	1	136	0	136
	740			40	2	167	3	170
	741			41	1	126	4	130
	742			42	1	138	3	141
	743			43	1	242	17	259
	744			44	1	192	3	195
	745		19	45	1	178	3	181
	746	26	41	46	5	160	4	164
	747			47	4	182	2	184
	748			48	4	133	4	137
	749		42	49	5	127	4	131
	750			50	5	193	8	201
751					0	0	0	
Total Votes						7,412	254	7,666
CUMBERLAND	801	20	45	1	5	255	12	267
	802			2	5	194	2	196
	803			3	5	146	0	146
	804			4	5	119	3	122
	805	19	52	5	2	117	0	117
	806			6	3	183	10	193
	807			7	3	251	5	256
	808			8	3	241	12	253
	809			9	4	337	6	343
	810			10	4	265	16	281
	811	20		11	4	244	4	248
	812			12	4	212	4	216
	813	16	57	13	1	43	0	43
	814			14	1	78	1	79
	815	19		15	1	90	0	90
	816			16	1	77	1	78
	817			17	2	168	3	171
	818			18	2	153	4	157
	819					0	1	1
Total Votes						3,173	84	3,257
EAST GREENWICH	901	33	30	1		211	11	222
	902			2		337	13	350
	903	35		3		287	9	296
	904			4		439	28	467
	905			5		203	14	217
	906			6		177	18	195
	907			7		371	16	387
	908			8		272	9	281
	909					1	0	1
	Total Votes						2,298	118
EAST PROVIDENCE	1001	14	2	1	1	18	0	18
	1002			2	2	46	0	46
	1003	8	62	3	1	54	0	54
	1004	14		4	1	155	1	156
	1005	8	63	5	1	130	3	133

NOTE: The last line in each community, before "Total Votes", represents the votes cast on limited ballots.

**RI GENERAL ELECTION
November 5, 2002**

GENERAL TREASURER

Andrew M. LYON, III

Community	Precinct	Senate District	Rep District	Vote District	Ward	Precinct Votes	Mail Votes	Total Votes
EAST PROVIDENCE (cont'd)	1006	14	63	6	1	217	6	223
	1007	18		7	1	175	4	179
	1008			8	2	12	1	13
	1009			9	3	176	16	192
	1010			10	3	92	3	95
	1011			11	3	138	5	143
	1012	14	64	12	1	57	2	59
	1013			13	1	69	10	79
	1014			14	2	99	4	103
	1015			15	2	62	1	63
	1016			16	2	73	0	73
	1017	18		17	2	17	3	20
	1018			18	3	51	1	52
	1019		65	19	3	47	1	48
	1020			20	3	98	3	101
	1021			21	4	137	3	140
	1022			22	4	183	13	196
	1023			23	4	197	9	206
	1024			24	4	151	4	155
	1025			25	4	204	3	207
1026		66	26	4	74	2	76	
1027					0	0	0	
Total Votes						2,732	98	2,830
EXETER	1101	34	31	1		282	15	297
	1102		39	2		240	9	249
	1103			3		310	8	318
	1104					0	0	0
Total Votes					832	32	864	
FOSTER	1201	24	40	1		350	7	357
	1202			2		318	13	331
	1203					0	0	0
Total Votes					668	20	688	
GLOCESTER	1301	23	40	1		286	11	297
	1302			2		274	9	283
	1303			3		273	7	280
	1304		47	4		81	0	81
	1305		53	5		258	2	260
	1306					0	0	0
Total Votes					1,172	29	1,201	
HOPKINTON	1401	34	38	1		233	10	243
	1402			2		268	2	270
	1403			3		274	7	281
	1404					0	0	0
Total Votes					775	19	794	
JAMESTOWN	1501	13	74	1		292	28	320
	1502			2		290	16	306
	1503			3		359	15	374
	1504					0	2	2
Total Votes					941	61	1,002	
JOHNSTON	1601	25	13	1	2	77	1	78
	1602			2	2	111	2	113
	1603		42	3	1	73	1	74
	1604			4	2	24	0	24
	1605			5	2	168	18	186

NOTE: The last line in each community, before "Total Votes", represents the votes cast on limited ballots.

**RI GENERAL ELECTION
November 5, 2002**

GENERAL TREASURER

Andrew M. LYON, III

Community	Precinct	Senate District	Rep District	Vote District	Ward	Precinct Votes	Mail Votes	Total Votes
JOHNSTON (cont'd)	1606	25	42	6	5	214	2	216
	1607			7	1	106	4	110
	1608			8	1	153	3	156
	1609		43	9	2	50	1	51
	1610			10	4	167	3	170
	1611			11	5	149	4	153
	1612			12	3	89	2	91
	1613			13	3	152	2	154
	1614			14	4	199	0	199
	1615			15	4	125	3	128
	1616			16	2	17	1	18
	1617			17	3	94	1	95
	1618		44	18	5	263	8	271
	1619					0	1	1
Total Votes						2,231	57	2,288
LINCOLN	1701	7	44	1	3	211	1	212
	1702			2	3	296	9	305
	1703	19	45	3	5	137	3	140
	1704			4	4	54	0	54
	1705			5	5	266	5	271
	1706			6	4	273	4	277
	1707			7	3	37	3	40
	1708	7	46	8	4	222	5	227
	1709	17		9	1	150	3	153
	1710			10	1	257	8	265
	1711			11	1	140	8	148
	1712			12	2	126	4	130
	1713			13	3	104	8	112
	1714	19		14	4	56	0	56
	1715			15	2	294	11	305
	1716			16	2	99	3	102
	1717					0	0	0
Total Votes						2,722	75	2,797
LITTLE COMPTON	1801	12	71	1		354	34	388
	1802			2		305	25	330
	1803					0	0	0
Total Votes						659	59	718
MIDDLETOWN	1901	12	72	1		254	17	271
	1902			2		274	15	289
	1903			3		190	14	204
	1904			4		240	21	261
	1905		73	5		53	1	54
	1906		74	6		244	16	260
	1907			7		146	6	152
	1908			8		283	11	294
	1909					0	0	0
	Total Votes						1,684	101
NARRAGANSETT	2001	36	33	1		188	13	201
	2002			2		141	1	142
	2003			3		139	4	143
	2004			4		159	11	170
	2005			5		188	8	196
	2006		34	6		210	14	224
	2007			7		170	11	181

NOTE: The last line in each community, before "Total Votes", represents the votes cast on limited ballots.

**RI GENERAL ELECTION
November 5, 2002**

GENERAL TREASURER

Andrew M. LYON, III

Community	Precinct	Senate District	Rep District	Vote District	Ward	Precinct Votes	Mail Votes	Total Votes
NARRAGANSETT (cont'd)	2008	36	34	8		182	7	189
	2009			9		216	24	240
	2010			10		120	8	128
	2011			11		163	16	179
	2012					0	0	0
	Total Votes						1,876	117
NEWPORT	2101	12	72	1	3	92	4	96
	2102		73	2	2	163	6	169
	2103			3	2	61	2	63
	2104	13		4	2	84	3	87
	2105			5	2	68	4	72
	2106			6	1	178	7	185
	2107			7	1	38	3	41
	2108		75	8	1	126	11	137
	2109			9	3	143	8	151
	2110			10	3	238	20	258
	2111			11	3	184	4	188
	2112			12	4	128	12	140
	2113			13	4	254	17	271
	2114			14	4	215	22	237
	2115					0	0	0
Total Votes						1,972	123	2,095
NEW SHOREHAM	2201	37	36	1		246	64	310
	2202					0	0	0
Total Votes						246	64	310
NORTH KINGSTOWN	2301	35	31	1		220	6	226
	2302			2		281	7	288
	2303			3		371	23	394
	2304			4		253	14	267
	2305			5		282	12	294
	2306		32	6		170	13	183
	2307			7		229	11	240
	2308			8		265	7	272
	2309	36		9		316	11	327
	2310			10		448	25	473
	2311			11		400	25	425
	2312			12		382	22	404
	2313	35	33	13		302	9	311
	2314	36		14		64	0	64
	2315					0	2	2
Total Votes						3,983	187	4,170
NORTH PROVIDENCE	2401	7	6	1	3	142	1	143
	2402			2	3	243	5	248
	2403		54	3	1	111	1	112
	2404			4	1	174	5	179
	2405			5	1	93	2	95
	2406			6	1	201	6	207
	2407			7	3	149	2	151
	2408			8	3	175	2	177
	2409			9	1	74	9	83
	2410		55	10	1	132	1	133
	2411			11	2	138	5	143
	2412			12	2	248	7	255
	2413			13	3	105	3	108

NOTE: The last line in each community, before "Total Votes", represents the votes cast on limited ballots.

**RI GENERAL ELECTION
November 5, 2002**

GENERAL TREASURER

Andrew M. LYON, III

Community	Precinct	Senate District	Rep District	Vote District	Ward	Precinct Votes	Mail Votes	Total Votes
NORTH PROVIDENCE (cont'd)	2414	17	55	14	2	148	5	153
	2415			15	2	137	4	141
	2416			16	2	94	2	96
	2417			17	2	125	5	130
	2418		58	18	2	39	0	39
	2419					0	0	0
	Total Votes						2,528	65
NORTH SMITHFIELD	2501	21	48	1		152	12	164
	2502	22		2		287	5	292
	2503			3		274	5	279
	2504			4		245	3	248
	2505	23		5		128	1	129
	2506			6		209	5	214
	2507					0	0	0
Total Votes						1,295	31	1,326
PAWTUCKET	2601	16	46	1	6	8	0	8
	2602	17		2	6	59	1	60
	2603	16	58	3	5	19	0	19
	2604			4	6	17	1	18
	2605	17		5	5	49	0	49
	2606			6	6	141	2	143
	2607			7	6	161	7	168
	2608	15	59	8	4	160	7	167
	2609			9	4	51	0	51
	2610			10	6	8	0	8
	2611			11	5	134	1	135
	2612			12	5	60	5	65
	2613	16		13	6	28	3	31
	2614	17		14	4	4	0	4
	2615			15	5	13	0	13
	2616	8	60	16	1	163	4	167
	2617			17	2	55	0	55
	2618	15		18	1	96	5	101
	2619			19	2	50	2	52
	2620			20	4	89	4	93
	2621	8	61	21	1	181	6	187
	2622			22	1	124	3	127
	2623			23	2	146	4	150
	2624			24	2	111	4	115
	2625			25	2	168	2	170
	2626			26	3	273	6	279
	2627		62	27	3	172	5	177
	2628			28	3	136	5	141
	2629	15		29	3	94	5	99
	2630			30	4	84	1	85
	2631			31	4	97	5	102
	2632	8	63	32	3	74	3	77
	2633					0	0	0
Total Votes						3,025	91	3,116
PORTSMOUTH	2701	11	69	1		37	4	41
	2702			2		224	9	233
	2703			3		218	15	233
	2704		70	4		178	9	187
	2705			5		162	14	176

NOTE: The last line in each community, before "Total Votes", represents the votes cast on limited ballots.

**RI GENERAL ELECTION
November 5, 2002**

GENERAL TREASURER

Andrew M. LYON, III

Community	Precinct	Senate District	Rep District	Vote District	Ward	Precinct Votes	Mail Votes	Total Votes
PORTSMOUTH (cont'd)	2706	11	71	6		254	16	270
	2707			7		324	25	349
	2708			8		174	12	186
	2709		72	9		206	5	211
	2710			10		309	25	334
	2711			11		199	16	215
	2712			12		282	14	296
	2713					0	2	2
	Total Votes						2,567	166
PROVIDENCE	2801	4	1	1	12	33	0	33
	2802			2	12	46	0	46
	2803	6		3	4	44	4	48
	2804			4	4	43	2	45
	2805			5	5	49	2	51
	2806			6	12	24	0	24
	2807			7	14	23	0	23
	2808	1	2	8	1	112	3	115
	2809			9	11	4	0	4
	2810	5		10	13	3	0	3
	2811			11	11	37	3	40
	2812	14		12	13	17	1	18
	2813			13	1	66	10	76
	2814			14	1	39	2	41
	2815			15	1	59	7	66
	2816			16	2	20	1	21
	2817	1	3	17	1	51	1	52
	2818			18	1	24	0	24
	2819			19	2	122	7	129
	2820			20	2	76	0	76
	2821			21	2	115	6	121
	2822			22	2	150	3	153
	2823			23	2	132	1	133
	2824			24	3	13	1	14
	2825	14	3	25	1	38	5	43
	2826	1	4	26	2	175	1	176
	2827			27	2	202	10	212
	2828			28	3	31	0	31
	2829			29	3	58	2	60
	2830			30	3	94	2	96
	2831			31	3	69	1	70
2832			32	3	126	5	131	
2833	6		33	3	12	5	17	
2834		5	34	4	127	5	132	
2835			35	4	112	2	114	
2836			36	5	68	0	68	
2837			37	14	43	0	43	
2838			38	14	120	4	124	
2839			39	14	128	4	132	
2840	4	6	40	5	48	0	48	
2841			41	6	110	3	113	
2842			42	6	43	2	45	
2843	6	6	43	5	22	1	23	
2844			44	14	103	3	106	
2845			45	5	101	0	101	

NOTE: The last line in each community, before "Total Votes", represents the votes cast on limited ballots.

**RI GENERAL ELECTION
November 5, 2002**

GENERAL TREASURER

Andrew M. LYON, III

Community	Precinct	Senate District	Rep District	Vote District	Ward	Precinct Votes	Mail Votes	Total Votes
PROVIDENCE (cont'd)	2846	6	6	46	14	23	0	23
	2847	4	7	47	5	138	2	140
	2848			48	5	176	2	178
	2849			49	5	132	6	138
	2850			50	12	3	0	3
	2851			51	5	15	0	15
	2852			52	6	89	3	92
	2853			53	6	66	0	66
	2854			54	12	34	0	34
	2855			55	15	0	0	0
	2856		8	56	12	22	0	22
	2857			57	12	22	2	24
	2858			58	15	4	0	4
	2859	5		59	6	8	0	8
	2860			60	13	20	2	22
	2861			61	13	52	3	55
	2862			62	13	59	0	59
	2863			63	13	70	2	72
	2864			64	15	21	0	21
	2865	3	9	65	7	8	1	9
	2866			66	15	55	1	56
	2867	5		67	6	9	0	9
	2868			68	11	25	3	28
	2869			69	13	48	4	52
	2870			70	15	8	0	8
	2871			71	15	20	0	20
	2872	2	10	72	8	45	0	45
	2873			73	9	17	1	18
	2874	3		74	8	124	2	126
	2875			75	8	30	0	30
	2876			76	8	26	0	26
	2877	5		77	8	2	1	3
	2878			78	11	4	0	4
2879			79	15	5	0	5	
2880	2	11	80	9	42	1	43	
2881			81	9	32	0	32	
2882			82	9	29	0	29	
2883			83	9	24	0	24	
2884			84	11	7	0	7	
2885	5		85	11	18	0	18	
2886	2	12	86	10	38	2	40	
2887			87	10	32	0	32	
2888			88	10	27	1	28	
2889			89	10	17	0	17	
2890			90	11	12	2	14	
2891	5		91	11	7	2	9	
2892	3	13	92	7	100	0	100	
2893			93	7	38	0	38	
2894			94	7	58	0	58	
2895			95	7	51	3	54	
2896			96	15	39	2	41	
2897	5	11	97	8	4	0	4	
2898					0	0	0	
2899					0	0	0	
Total Votes						5,087	157	5,244

NOTE: The last line in each community, before "Total Votes", represents the votes cast on limited ballots.

**RI GENERAL ELECTION
November 5, 2002**

GENERAL TREASURER

Andrew M. LYON, III

Community	Precinct	Senate District	Rep District	Vote District	Ward	Precinct Votes	Mail Votes	Total Votes	
RICHMOND	2901	34	39	1		139	2	141	
	2902			2		187	2	189	
	2903			3		235	4	239	
	2904			4		212	4	216	
	2905			0		0	1	1	
	Total Votes						773	13	786
SCITUATE	3001	24	41	1		367	15	382	
	3002			2		270	6	276	
	3003			3		437	26	463	
	3004			4		398	14	412	
	3005			5		312	5	317	
	3006			0		0	0	0	
	Total Votes								1,784
SMITHFIELD	3101	22	44	1		196	3	199	
	3102			2		224	7	231	
	3103			3		175	10	185	
	3104			4		224	6	230	
	3105			5		207	13	220	
	3106			53	6		279	5	284
	3107			7		252	22	274	
	3108			8		259	5	264	
	3109			9		258	15	273	
	3110			10		161	6	167	
	3111			0		0	0	0	
	Total Votes								2,235
SOUTH KINGSTOWN	3201	37	33	1		260	17	277	
	3202			2		262	12	274	
	3203			34	3		199	7	206
	3204			4		200	12	212	
	3205			35	5		52	1	53
	3206			6		267	7	274	
	3207			7		249	5	254	
	3208			8		237	4	241	
	3209			9		317	9	326	
	3210			36	10		282	14	296
	3211			11		193	6	199	
	3212			12		331	17	348	
	3213			0		0	0	0	
	Total Votes								2,849
TIVERTON	3301	10	70	1		345	14	359	
	3302			2		95	1	96	
	3303			3		177	4	181	
	3304			4		241	6	247	
	3305			5		145	7	152	
	3306			71	6		62	0	62
	3307			12	7		158	0	158
	3308			8		294	8	302	
	3309			0		0	2	2	
	Total Votes								1,517

NOTE: The last line in each community, before "Total Votes", represents the votes cast on limited ballots.

**RI GENERAL ELECTION
November 5, 2002**

GENERAL TREASURER

Andrew M. LYON, III

Community	Precinct	Senate District	Rep District	Vote District	Ward	Precinct Votes	Mail Votes	Total Votes
WARREN	3401	10	67	1		134	4	138
	3402			2		170	4	174
	3403			3		142	7	149
	3404	68		4		270	10	280
	3405			5		195	11	206
	3406			0		0	0	0
Total Votes						911	36	947
WARWICK	3501	28	19	1	1	152	2	154
	3502	29		2	1	131	5	136
	3503			3	1	259	6	265
	3504			4	1	168	6	174
	3505			5	1	236	4	240
	3506			6	1	186	9	195
	3507	31		7	2	167	2	169
	3508			8	2	50	0	50
	3509			9	2	56	1	57
	3510			10	2	170	6	176
	3511			11	2	172	1	173
	3512	29		12	3	123	0	123
	3513			13	3	162	8	170
	3514			14	7	122	0	122
	3515			15	7	283	6	289
	3516			16	8	175	13	188
	3517			17	8	96	3	99
	3518			18	2	146	2	148
	3519			19	3	76	13	89
	3520			20	3	202	14	216
	3521			21	4	187	1	188
	3522	22		22	4	209	8	217
	3523			23	4	206	5	211
	3524			24	4	176	4	180
	3525			25	4	59	0	59
	3526			26	5	60	1	61
	3527			27	5	141	3	144
	3528			28	5	184	3	187
	3529			29	5	196	5	201
	3530			30	5	198	5	203
	3531			31	5	222	12	234
	3532	29	23	32	6	161	0	161
	3533			33	3	71	1	72
	3534			34	3	139	1	140
	3535			35	6	99	0	99
3536	36			6	88	2	90	
3537	30		37	6	265	6	271	
3538			38	6	151	4	155	
3539			39	7	166	3	169	
3540			40	7	268	4	272	
3541			41	7	67	2	69	
3542	30	24	42	9	228	14	242	
3543			43	9	195	4	199	
3544			44	7	59	0	59	
3545			45	8	169	6	175	
3546			46	8	211	2	213	
3547	47	9	236	6	242			

NOTE: The last line in each community, before "Total Votes", represents the votes cast on limited ballots.

**RI GENERAL ELECTION
November 5, 2002**

GENERAL TREASURER

Andrew M. LYON, III

Community	Precinct	Senate District	Rep District	Vote District	Ward	Precinct Votes	Mail Votes	Total Votes
WARWICK (cont'd)	3548	31	24	48	9	330	10	340
	3549			49	9	226	9	235
	3550	33		50	9	119	10	129
	3551	35		51	9	164	5	169
	3552	31	26	52	8	131	4	135
	3553		27	53	8	197	20	217
	3554					1	0	1
Total Votes						8,711	261	8,972
WESTERLY	3601	38	36	1		176	5	181
	3602		37	2		204	9	213
	3603			3		262	18	280
	3604			4		275	21	296
	3605			5		208	13	221
	3606			6		142	4	146
	3607			7		139	4	143
	3608			8		99	9	108
	3609			9		129	4	133
	3610			10		143	9	152
	3611		38	11		99	2	101
	3612			12		96	2	98
	3613			13		193	3	196
	3614			14		84	0	84
	3615					0	0	0
Total Votes						2,249	103	2,352
WEST GREENWICH	3701	34	29	1		274	5	279
	3702			2		296	4	300
	3703		30	3		123	0	123
	3704					0	0	0
Total Votes						693	9	702
WEST WARWICK	3801	32	25	1	2	189	3	192
	3802			2	4	33	0	33
	3803			3	4	103	2	105
	3804			4	3	154	7	161
	3805			5	3	111	7	118
	3806		26	6	1	243	5	248
	3807			7	2	113	3	116
	3808			8	1	157	5	162
	3809			9	1	159	3	162
	3810		27	10	4	131	3	134
	3811			11	4	38	3	41
	3812			12	4	147	6	153
	3813	32		13	5	262	7	269
	3814			14	5	210	2	212
	3815	33		15	5	181	4	185
	3816					0	3	3
Total Votes						2,231	63	2,294

NOTE: The last line in each community, before "Total Votes", represents the votes cast on limited ballots.

**RI GENERAL ELECTION
November 5, 2002**

GENERAL TREASURER

Andrew M. LYON, III

Community	Precinct	Senate District	Rep District	Vote District	Ward	Precinct Votes	Mail Votes	Total Votes
WOONSOCKET	3901					110	1	111
	3902	20	49	1		51	0	51
	3903	21		2		85	8	93
	3904			3		182	4	186
	3905			4		70	1	71
	3906			5		64	1	65
	3907	20	50	6		65	4	69
	3908	21		7		95	2	97
	3909			8		178	2	180
	3910			9		130	3	133
	3911			10		112	5	117
	3912			11		143	2	145
	3913	20	51	12		123	2	125
	3914			13		208	1	209
	3915			14		75	2	77
	3916			15		110	1	111
	3917			16		0	1	1
Total Votes						1,801	40	1,841
Statewide Total						86,284	3,173	89,457

NOTE: The last line in each community, before "Total Votes", represents the votes cast on limited ballots

**RI GENERAL ELECTION
November 5, 2002**

STATE SENATE

**RI GENERAL ELECTION
November 5, 2002**

SENATE DISTRICT 1

Rhoda E. PERRY - DEM.

Community	Precinct	Rep District	Vote District	Ward	Precinct Votes	Mail Votes	Total Votes
PROVIDENCE	2808	2	8	1	428	22	450
	2809		9	11	10	0	10
	2810		10	13	13	1	14
	2817	3	17	1	286	3	289
	2818		18	1	281	0	281
	2819		19	2	314	15	329
	2820		20	2	370	3	373
	2821		21	2	373	6	379
	2822		22	2	554	12	566
	2823		23	2	502	13	515
	2824		24	3	72	3	75
	2826	4	26	2	555	23	578
	2827		27	2	428	13	441
	2828		28	3	409	15	424
	2829		29	3	494	8	502
	2830		30	3	583	15	598
2831		31	3	503	24	527	
2832		32	3	668	21	689	
Total Votes					6,843	197	7,040

SENATE DISTRICT 1

Leo TREVINO - REP.

Community	Precinct	Rep District	Vote District	Ward	Precinct Votes	Mail Votes	Total Votes
PROVIDENCE	2808	2	8	1	105	2	107
	2809		9	11	4	0	4
	2810		10	13	4	0	4
	2817	3	17	1	52	2	54
	2818		18	1	25	0	25
	2819		19	2	108	5	113
	2820		20	2	71	0	71
	2821		21	2	90	5	95
	2822		22	2	144	1	145
	2823		23	2	141	2	143
	2824		24	3	15	0	15
	2826	4	26	2	147	1	148
	2827		27	2	177	7	184
	2828		28	3	39	0	39
	2829		29	3	45	2	47
	2830		30	3	94	1	95
2831		31	3	79	2	81	
2832		32	3	127	8	135	
Total Votes					1,467	38	1,505

**RI GENERAL ELECTION
November 5, 2002**

SENATE DISTRICT 2

Juan M. PICHARDO - DEM.

Community	Precinct	Rep District	Vote District	Ward	Precinct Votes	Mail Votes	Total Votes
PROVIDENCE	2872	10	73	9	280	9	289
	2873	11	80	9	64	1	65
	2880		81	9	417	8	425
	2881		82	9	419	7	426
	2882		83	9	454	3	457
	2883		84	11	265	3	268
	2884		85	11	110	0	110
	2886	12	86	10	383	4	387
	2887		87	10	258	3	261
	2888		88	10	273	6	279
	2889		89	10	302	6	308
	2890		90	11	224	19	243
	Total Votes					3,449	69

SENATE DISTRICT 2

Yvon CHANCY - REP.

Community	Precinct	Rep District	Vote District	Ward	Precinct Votes	Mail Votes	Total Votes
PROVIDENCE	2872	10	73	9	39	0	39
	2873	11	80	9	12	1	13
	2880		81	9	53	1	54
	2881		82	9	26	1	27
	2882		83	9	17	0	17
	2883		84	11	18	0	18
	2884		85	11	4	0	4
	2886	12	86	10	30	0	30
	2887		87	10	22	0	22
	2888		88	10	14	1	15
	2889		89	10	13	0	13
	2890		90	11	10	3	13
	Total Votes					258	7

SENATE DISTRICT 2

Pedro J. ESPINAL - IND.

Community	Precinct	Rep District	Vote District	Ward	Precinct Votes	Mail Votes	Total Votes
PROVIDENCE	2872	10	73	9	7	0	7
	2873	11	80	9	2	0	2
	2880		81	9	69	1	70
	2881		82	9	36	0	36
	2882		83	9	48	1	49
	2883		84	11	39	0	39
	2884		85	11	2	0	2
	2886	12	86	10	48	3	51
	2887		87	10	14	1	15
	2888		88	10	27	0	27
	2889		89	10	32	0	32
	2890		90	11	12	0	12
	Total Votes					336	6

**RI GENERAL ELECTION
November 5, 2002**

SENATE DISTRICT 2

Rochelle Bates LEE - IND.

Community	Precinct	Rep District	Vote District	Ward	Precinct Votes	Mail Votes	Total Votes
PROVIDENCE	2872	10	73	9	25	0	25
	2873	11	80	9	11	0	11
	2880		81	9	52	0	52
	2881		82	9	79	3	82
	2882		83	9	61	4	65
	2883		84	11	61	0	61
	2884		85	11	17	0	17
	2886	12	86	10	44	0	44
	2887		87	10	54	0	54
	2888		88	10	87	1	88
	2889		89	10	79	1	80
	2890		90	11	32	3	35
Total Votes					602	12	614

SENATE DISTRICT 3

Frank A. CICCONE, III - DEM.

Community	Precinct	Rep District	Vote District	Ward	Precinct Votes	Mail Votes	Total Votes	
PROVIDENCE	2865	3	9	65	130	2	132	
	2866		9	66	357	29	386	
	2874		10	74	612	34	646	
	2875		10	75	301	23	324	
	2876		10	76	328	15	343	
	2892		13	92	543	20	563	
	2893		13	93	305	9	314	
	2894		13	94	297	12	309	
	2895		13	95	341	16	357	
	2896		13	96	244	15	259	
	Total Votes					3,458	175	3,633

SENATE DISTRICT 3

Brian P. MAYBEN - REP.

Community	Precinct	Rep District	Vote District	Ward	Precinct Votes	Mail Votes	Total Votes
PROVIDENCE	2865	3	9	65	9	0	9
	2866		9	66	60	0	60
	2874		10	74	157	2	159
	2875		10	75	32	1	33
	2876		10	76	34	0	34
	2892		13	92	91	0	91
	2893		13	93	52	2	54
	2894		13	94	56	1	57
	2895		13	95	46	3	49
	2896		13	96	37	0	37
	Total Votes					574	9

**RI GENERAL ELECTION
November 5, 2002**

SENATE DISTRICT 4

Maryellen GOODWIN - DEM.

Community	Precinct	Rep District	Vote District	Ward	Precinct Votes	Mail Votes	Total Votes
PROVIDENCE	2801	1	1	12	234	0	234
	2802		2	12	291	6	297
	2840	6	40	5	158	1	159
	2841		41	6	476	21	497
	2842		42	6	240	31	271
	2847	7	47	5	658	12	670
	2848		48	5	631	24	655
	2849		49	5	511	54	565
	2850		50	12	13	0	13
	2851		51	5	59	1	60
	2852		52	6	449	5	454
	2853		53	6	393	5	398
	2854		54	12	212	7	219
	2855		55	15	6	0	6
	2856	8	56	12	162	4	166
	2857		57	12	47	3	50
	2858		58	15	27	1	28
	Total Votes					4,567	175

SENATE DISTRICT 5

Frank T. CAPRIO - DEM.

Community	Precinct	Rep District	Vote District	Ward	Precinct Votes	Mail Votes	Total Votes
PROVIDENCE	2811	2	11	11	143	11	154
	2812		12	13	75	5	80
	2859	8	59	6	27	0	27
	2860		60	13	62	3	65
	2861		61	13	264	25	289
	2862		62	13	326	12	338
	2863		63	13	367	11	378
	2864		64	15	189	3	192
	2867	9	67	6	40	1	41
	2868		68	11	320	24	344
	2869		69	13	332	17	349
	2870		70	15	58	0	58
	2871		71	15	139	1	140
	2877	10	72	8	35	11	46
	2878		77	8	81	4	85
	2879		78	11	54	1	55
	2885		79	15	173	3	176
	2891	12	91	11	131	24	155
	2897	11	97	8	44	3	47
	Total Votes					2,860	159

**RI GENERAL ELECTION
November 5, 2002**

SENATE DISTRICT 5

Jeff TOSTE - GRN.

Community	Precinct	Rep District	Vote District	Ward	Precinct Votes	Mail Votes	Total Votes
PROVIDENCE	2811	2	11	11	46	3	49
	2812		12	13	31	1	32
	2859	8	59	6	11	0	11
	2860		60	13	25	2	27
	2861		61	13	85	1	86
	2862		62	13	95	1	96
	2863		63	13	122	2	124
	2864		64	15	37	0	37
	2867	9	67	6	6	0	6
	2868		68	11	45	3	48
	2869		69	13	212	2	214
	2870		70	15	11	0	11
	2871		71	15	76	0	76
	2877	10	72	8	8	1	9
	2878		77	8	7	0	7
	2879		78	11	10	0	10
	2885		79	15	18	0	18
	2891	12	91	11	7	4	11
	2897	11	97	8	8	1	7
	Total Votes					858	21

SENATE DISTRICT 6

Dominick J. RUGGERIO - DEM.

Community	Precinct	Rep District	Vote District	Ward	Precinct Votes	Mail Votes	Total Votes	
PROVIDENCE	2803	1	3	4	272	21	293	
	2804		4	4	228	5	233	
	2805		5	5	155	3	158	
	2806		6	12	146	4	150	
	2807		7	14	87	0	87	
	2833	4	33	3	108	26	134	
	2834	5	34	4	634	12	646	
	2835		35	4	546	55	601	
	2836		36	5	158	7	165	
	2837		37	14	190	6	196	
	2838		38	14	402	9	411	
	2839		39	14	546	14	560	
	2843	6	43	5	50	1	51	
	2844		44	14	417	12	429	
	2845		45	5	327	6	333	
	2846		46	14	74	6	80	
	Total Votes					4,340	187	4,527

**RI GENERAL ELECTION
November 5, 2002**

SENATE DISTRICT 6

Eze ASO - IND.

Community	Precinct	Rep District	Vote District	Ward	Precinct Votes	Mail Votes	Total Votes
PROVIDENCE	2803	1	3	4	87	2	89
	2804		4	4	82	0	82
	2805		5	5	60	0	60
	2806		6	12	30	0	30
	2807		7	14	25	0	25
	2833	4	33	3	20	3	23
	2834	5	34	4	149	4	153
	2835		35	4	141	9	150
	2836		36	5	69	0	69
	2837		37	14	59	0	59
	2838		38	14	113	1	114
	2839		39	14	144	1	145
	2843	6	43	5	16	0	16
	2844		44	14	108	2	110
	2845		45	5	89	0	89
	2846		46	14	18	0	18
Total Votes					1,210	22	1,232

SENATE DISTRICT 7

John A. CELONA - DEM.

Community	Precinct	Rep District	Vote District	Ward	Precinct Votes	Mail Votes	Total Votes
LINCOLN	1701	44	1	3	461	8	469
	1702		2	3	526	22	548
	1708	46	8	4	330	8	338
Total Votes					1,317	38	1,355
NORTH PROVIDENCE	2401	6	1	3	588	14	602
	2402		2	3	740	9	749
	2403	54	3	1	522	15	537
	2404		4	1	676	19	695
	2405		5	1	471	10	481
	2406		6	1	821	9	830
	2407		7	3	623	16	639
	2408		8	3	587	10	597
	2409		9	1	238	27	265
	2410	55	10	1	620	8	628
	2411		11	2	401	6	407
	2412		12	2	670	17	687
	2413		13	3	438	24	462
Total Votes					7,395	184	7,579
Grand Total					8,712	222	8,934

**RI GENERAL ELECTION
November 5, 2002**

SENATE DISTRICT 7

Kevin M. NERNEY - REP.

Community	Precinct	Rep District	Vote District	Ward	Precinct Votes	Mail Votes	Total Votes
LINCOLN	1701	44	1	3	187	1	188
	1702		2	3	256	6	262
	1708	46	8	4	264	10	274
Total Votes					707	17	724
NORTH PROVIDENCE	2401	6	1	3	101	0	101
	2402		2	3	189	3	192
	2403	54	3	1	80	1	81
	2404		4	1	130	2	132
	2405		5	1	64	2	66
	2406		6	1	153	4	157
	2407		7	3	111	1	112
	2408		8	3	122	1	123
	2409		9	1	52	5	57
	2410	55	10	1	111	1	112
	2411		11	2	115	2	117
	2412		12	2	158	3	161
2413		13	3	87	2	89	
Total Votes					1,473	27	1,500
Grand Total					2,180	44	2,224

SENATE DISTRICT 8

William V. IRONS - DEM.

Community	Precinct	Rep District	Vote District	Ward	Precinct Votes	Mail Votes	Total Votes
EAST PROVIDENCE	1003	62	3	1	204	4	208
	1005	63	5	1	518	8	526
Total Votes					722	12	734
PAWTUCKET	2616	60	16	1	561	16	577
	2617		17	2	212	7	219
	2621	61	21	1	614	13	627
	2622		22	1	522	20	542
	2623		23	2	595	12	607
	2624		24	2	460	13	473
	2625		25	2	610	7	617
	2626		26	3	819	17	836
	2627	62	27	3	633	20	653
	2628		28	3	581	18	599
	2632	63	32	3	271	29	300
Total Votes					5,878	172	6,050
Grand Total					6,600	184	6,784

**RI GENERAL ELECTION
November 5, 2002**

SENATE DISTRICT 9

David E. BATES - REP.

Community	Precinct	Rep District	Vote District	Ward	Precinct Votes	Mail Votes	Total Votes
BARRINGTON	0101	66	1		665	15	680
	0102		2		531	10	541
	0103		3		689	25	714
	0104		4		706	21	727
	0105		5		832	30	862
	0106	67	6		876	40	916
	0107		7		513	12	525
	0108		8		656	20	676
Total Votes				5,468	173	5,641	
BRISTOL	0201	68	1		509	21	530
	0202		2		596	25	621
	0203		3		482	21	503
	0204		4		254	9	263
	0208	69	8		225	8	233
Total Votes				2,066	84	2,150	
Grand Total					7,534	257	7,791

SENATE DISTRICT 10

Walter S. FELAG, JR. - DEM.

Community	Precinct	Rep District	Vote District	Ward	Precinct Votes	Mail Votes	Total Votes
BRISTOL	205	68	5		341	13	354
	209	69	9		714	53	767
Total Votes					1,055	66	1,121
TIVERTON	3301	70	1		542	15	557
	3302		2		307	4	311
	3303		3		527	8	535
	3304		4		544	13	557
	3305		5		442	17	459
	3306	71	6		165	1	166
Total Votes				2,527	58	2,585	
WARREN	3401	67	1		440	12	452
	3402		2		560	18	578
	3403		3		566	43	609
	3404		4		735	22	757
	3405	68	5		501	31	532
Total Votes				2,802	126	2,928	
Grand Total					6,384	250	6,634

**RI GENERAL ELECTION
November 5, 2002**

SENATE DISTRICT 11

Charles J. LEVESQUE - DEM.

Community	Precinct	Rep District	Vote District	Ward	Precinct Votes	Mail Votes	Total Votes
BRISTOL	0206	68	6		232	5	237
	0207		7		52	0	52
	0210	69	10		205	6	211
	0211		11		258	10	268
Total Votes					747	21	768
PORTSMOUTH	2701	69	1		48	0	48
	2702		2		223	9	232
	2703		3		325	15	340
	2704	70	4		331	16	347
	2705		5		344	12	356
	2706	71	6		412	17	429
	2707		7		347	23	370
	2708	72	8		297	16	313
	2709		9		323	16	339
	2710		10		354	10	364
	2711	72	11		280	18	298
	2712		12		354	10	364
	Total Votes					3,638	162
Grand Total					4,385	183	4,568

SENATE DISTRICT 11

Mary A. PARELLA - REP.

Community	Precinct	Rep District	Vote District	Ward	Precinct Votes	Mail Votes	Total Votes
BRISTOL	0206	68	6		545	21	566
	0207		7		198	3	201
	0210	69	10		320	14	334
	0211		11		472	15	487
Total Votes					1,535	53	1,588
PORTSMOUTH	2701	69	1		41	7	48
	2702		2		268	10	278
	2703		3		270	12	282
	2704	70	4		221	6	227
	2705		5		186	15	201
	2706	71	6		322	16	338
	2707		7		398	31	429
	2708	72	8		237	14	251
	2709		9		279	4	283
	2710		10		363	24	387
	2711	72	11		265	15	280
	2712		12		337	21	358
	Total Votes					3,187	175
Grand Total					4,722	228	4,950

**RI GENERAL ELECTION
November 5, 2002**

SENATE DISTRICT 12

Michael B. FORTE, JR. - DEM.

Community	Precinct	Rep District	Vote District	Ward	Precinct Votes	Mail Votes	Total Votes
LITTLE COMPTON	1801	71	1		424	30	454
	1802		2		397	19	416
Total Votes					821	49	870
MIDDLETOWN	1901	72	1		186	5	191
	1902		2		265	5	270
	1903		3		169	17	186
	1904		4		242	7	249
	1905	73	5		90	0	90
	1906	74	6		279	17	296
	1907		7		256	11	267
	1908		8		360	7	367
Total Votes					1,847	69	1,916
NEWPORT	2101	72	1	3	93	4	97
	2102	73	2	2	216	6	222
	2103		3	2	94	4	98
					403	14	417
TIVERTON	3307	71	7		250	3	253
	3308		8		477	8	485
Total Votes					727	11	738
Grand Total					3,798	143	3,941

SENATE DISTRICT 12

June N. GIBBS - REP.

Community	Precinct	Rep District	Vote District	Ward	Precinct Votes	Mail Votes	Total Votes
LITTLE COMPTON	1801	71	1		427	38	465
	1802		2		378	25	403
Total Votes					805	63	868
MIDDLETOWN	1901	72	1		486	32	518
	1902		2		517	30	547
	1903		3		347	26	373
	1904		4		445	31	476
	1905	73	5		95	2	97
	1906	74	6		490	32	522
	1907		7		251	15	266
	1908		8		517	29	546
Total Votes					3,148	197	3,345
NEWPORT	2101	72	1	3	189	5	194
	2102	73	2	2	347	12	359
	2103		3	2	147	6	153
Total Votes					683	23	706
TIVERTON	3307	71	7		151	0	151
	3308		8		345	5	350
Total Votes					496	5	501
Grand Total					5,132	288	5,420

**RI GENERAL ELECTION
November 5, 2002**

SENATE DISTRICT 13

M. Teresa PAIVA-WEED - DEM.

Community	Precinct	Rep District	Vote District	Ward	Precinct Votes	Mail Votes	Total Votes	
JAMESTOWN	1501	74	1		672	42	714	
	1502		2		601	37	638	
	1503		3		632	27	659	
Total Votes					1,905	106	2,011	
NEWPORT	2104	73	4	2	265	12	277	
	2105		5	2	303	5	308	
	2106		6	1	641	14	655	
	2107	75	7	1	124	4	128	
	2108		8	1	305	16	321	
	2109		9	3	294	21	315	
	2110		10	3	399	31	430	
	2111		11	3	415	21	436	
	2112		12	4	391	17	408	
	2113		13	4	489	24	513	
	2114	14	4	514	21	535		
	Total Votes					4,140	186	4,326
	Grand Total					6,045	292	6,337

SENATE DISTRICT 13

Janine M. ATAMIAN - REP.

Community	Precinct	Rep District	Vote District	Ward	Precinct Votes	Mail Votes	Total Votes	
JAMESTOWN	1501	74	1		232	18	250	
	1502		2		225	9	234	
	1503		3		312	7	319	
Total Votes					769	34	803	
NEWPORT	2104	73	4	2	69	2	71	
	2105		5	2	65	4	69	
	2106		6	1	140	4	144	
	2107	75	7	1	28	1	29	
	2108		8	1	104	11	115	
	2109		9	3	136	3	139	
	2110		10	3	193	16	209	
	2111		11	3	142	5	147	
	2112		12	4	101	12	113	
	2113		13	4	171	8	179	
	2114	14	4	161	12	173		
	Total Votes					1,310	78	1,388
	Grand Total					2,079	112	2,191

**RI GENERAL ELECTION
November 5, 2002**

SENATE DISTRICT 14

Daniel DaPONTE - DEM.

Community	Precinct	Rep District	Vote District	Ward	Precinct Votes	Mail Votes	Total Votes
EAST PROVIDENCE	1001	2	1	1	220	17	237
	1002		2	2	376	9	385
	1004	62	4	1	524	9	533
	1006	63	6	1	617	26	643
	1012	64	12	1	310	8	318
	1013		13	1	519	27	546
	1014		14	2	636	16	652
	1015		15	2	501	22	523
	1016		16	2	539	18	557
	Total Votes					4,242	152
PROVIDENCE	2813	2	13	1	460	29	489
	2814		14	1	289	33	322
	2815		15	1	229	10	239
	2816		16	2	78	1	79
	2825	3	25	1	104	0	104
Total Votes					1,160	73	1,233
Grand Total					5,402	225	5,627

SENATE DISTRICT 15

John F. McBURNEY, III - DEM.

Community	Precinct	Rep District	Vote District	Ward	Precinct Votes	Mail Votes	Total Votes
PAWTUCKET	2608	59	8	4	537	19	556
	2609		9	4	291	3	294
	2610		10	6	32	0	32
	2611		11	5	586	13	599
	2612		12	5	315	17	332
	2618	60	18	1	405	13	418
	2619		19	2	299	5	304
	2620		20	4	334	11	345
	2629	62	29	3	439	21	460
	2630		30	4	362	3	365
	2631		31	4	426	26	452
	Total Votes					4,026	131

**RI GENERAL ELECTION
November 5, 2002**

SENATE DISTRICT 16

Daniel J. ISSA - DEM.

Community	Precinct	Rep District	Vote District	Ward	Precinct Votes	Mail Votes	Total Votes
CENTRAL FALLS	401	56	1	1	296	3	299
	402		2	2	134	15	149
	403		3	3	375	13	388
	404		4	4	365	2	367
	405	57	5	5	136	2	138
	406		6	2	243	20	263
	407		7	4	82	2	84
	408		8	5	214	1	215
Total Votes				1,845	58	1,903	
CUMBERLAND	813	57	13	1	239	3	242
	814		14	1	290	3	293
Total Votes				529	6	535	
PAWTUCKET	2601	46	1	6	56	1	57
	2603	58	3	5	130	1	131
	2604	59	4	6	117	7	124
	2613		13	6	304	17	321
Total Votes				607	26	633	
Grand Total					2,981	90	3,071

SENATE DISTRICT 16

Ernest J. CABRAL - REP.

Community	Precinct	Rep District	Vote District	Ward	Precinct Votes	Mail Votes	Total Votes
CENTRAL FALLS	401	56	1	1	62	1	63
	402		2	2	27	4	31
	403		3	3	57	3	60
	404		4	4	60	1	61
	405	57	5	5	30	0	30
	406		6	2	38	2	40
	407		7	4	24	0	24
	408		8	5	50	0	50
Total Votes				348	11	359	
CUMBERLAND	813	57	13	1	55	0	55
	814		14	1	78	0	78
Total Votes				133	0	133	
PAWTUCKET	2601	46	1	6	14	0	14
	2603	58	3	5	32	1	33
	2604	59	4	6	19	0	19
	2613		13	6	28	3	31
Total Votes				93	4	97	
Grand Total					574	15	589

**RI GENERAL ELECTION
November 5, 2002**

SENATE DISTRICT 16

Wilfred R. DEMEULE - ANT.

Community	Precinct	Rep District	Vote District	Ward	Precinct Votes	Mail Votes	Total Votes
CENTRAL FALLS	401	56	1	1	33	1	34
	402		2	2	4	1	5
	403		3	3	20	1	21
	404		4	4	14	0	14
	405	57	5	5	8	0	8
	406		6	2	11	1	12
	407		7	4	6	0	6
	408		8	5	12	0	12
Total Votes					108	4	112
CUMBERLAND	813	57	13	1	17	0	17
	814		14	1	15	0	15
Total Votes					32	0	32
PAWTUCKET	2601	46	1	6	4	0	4
	2603	58	3	5	4	0	4
	2604	59	4	6	4	0	4
	2613		13	6	9	2	11
Total Votes					21	2	23
Grand Total					161	6	167

SENATE DISTRICT 17

Joseph A. MONTALBANO - DEM.

Community	Precinct	Rep District	Vote District	Ward	Precinct Votes	Mail Votes	Total Votes
LINCOLN	1709	46	9	1	393	9	402
	1710		10	1	476	16	492
	1711		11	1	320	8	328
	1712	58	12	2	294	11	305
	1713		13	3	270	3	273
	Total Votes					1,753	47
NORTH PROVIDENCE	2414	55	14	2	643	18	661
	2415		15	2	516	5	521
	2416		16	2	412	3	415
	2417	58	17	2	577	16	593
	2418		18	2	160	2	162
	Total Votes					2,308	44
PAWTUCKET	2602	46	2	6	328	3	331
	2605	58	5	5	316	3	319
	2606	59	6	6	514	3	517
	2607		7	6	605	22	627
	2614		14	4	20	0	20
	2615	15	5	64	0	64	
Total Votes					1,847	31	1,878
Grand Total					5,908	122	6,030

**RI GENERAL ELECTION
November 5, 2002**

SENATE DISTRICT 18

Michael J. DAMIANI - DEM.

Community	Precinct	Rep District	Vote District	Ward	Precinct Votes	Mail Votes	Total Votes
EAST PROVIDENCE	1007	63	7	1	339	7	346
	1008		8	2	106	6	112
	1009		9	3	676	52	728
	1010		10	3	515	11	526
	1011		11	3	492	38	530
	1017	64	17	2	132	18	150
	1018		18	3	326	10	336
	1019	65	19	3	157	8	165
	1020		20	3	402	12	414
	1021		21	4	559	25	584
	1022		22	4	610	27	637
	1023		23	4	721	21	742
	1024		24	4	538	12	550
	1025		25	4	672	12	684
	1026	66	26	4	269	7	276
	Total Votes					6,514	266

SENATE DISTRICT 19

Daniel P. CONNORS - DEM.

Community	Precinct	Rep District	Vote District	Ward	Precinct Votes	Mail Votes	Total Votes	
CUMBERLAND	805	52	5	2	503	7	510	
	806		6	3	462	12	474	
	807		7	3	510	11	521	
	808		8	3	424	6	430	
	809		9	4	383	8	391	
	810		10	4	335	27	362	
	815		15	1	324	1	325	
	816		16	1	285	6	291	
	817		17	2	523	11	534	
	818		18	2	441	4	445	
Total Votes					4,190	93	4,283	
LINCOLN	1703	45	3	5	175	2	177	
	1704		4	4	93	2	95	
	1705		5	5	570	14	584	
	1706		6	4	365	10	375	
	1707		7	3	37	0	37	
	1714		46	14	4	166	0	166
	1715			15	2	424	8	432
	1716			16	2	177	1	178
					2,007	37	2,044	
Total Votes					6,197	130	6,327	

**RI GENERAL ELECTION
November 5, 2002**

SENATE DISTRICT 19

John F. GORMLY - REP.

Community	Precinct	Rep District	Vote District	Ward	Precinct Votes	Mail Votes	Total Votes
CUMBERLAND	805	52	5	2	189	1	190
	806		6	3	270	11	281
	807		7	3	299	4	303
	808		8	3	296	18	314
	809		9	4	447	10	457
	810	10	4	351	23	374	
	815	57	15	1	121	1	122
	816		16	1	82	1	83
	817		17	2	221	0	221
	818		18	2	156	5	161
Total Votes					2,432	74	2,506
LINCOLN	1703	45	3	5	222	4	226
	1704		4	4	85	2	87
	1705		5	5	361	12	373
	1706		6	4	404	10	414
	1707		7	3	59	3	62
	1714	46	14	4	72	0	72
	1715		15	2	477	14	491
	1716		16	2	134	3	137
Total Votes					1,814	48	1,862
Grand Total					4,246	122	4,368

SENATE DISTRICT 20

Roger BADEAU - DEM.

Community	Precinct	Rep District	Vote District	Ward	Precinct Votes	Mail Votes	Total Votes
CUMBERLAND	801	45	1	5	436	14	450
	802		2	5	404	9	413
	803		3	5	337	5	342
	804	4	5	245	2	247	
	811	52	11	4	380	5	385
	812		12	4	289	5	294
Total Votes					2,091	40	2,131
WOONSOCKET	3901	49	1		337	3	340
	3906	50	6		215	6	221
	3912	51	12		523	4	527
	3913		13		544	8	552
	3914		14		581	10	591
	3915		15		376	4	380
	3916		16		435	4	439
Total Votes					3,011	39	3,050
Grand Total					5,102	79	5,181

**RI GENERAL ELECTION
November 5, 2002**

SENATE DISTRICT 20

Michael E. MONIZ - IND.

Community	Precinct	Rep District	Vote District	Ward	Precinct Votes	Mail Votes	Total Votes
CUMBERLAND	801	45	1	5	254	5	259
	802		2	5	187	0	187
	803		3	5	128	1	129
	804		4	5	109	1	110
	811	52	11	4	233	8	241
	812		12	4	207	4	211
Total Votes					1,118	19	1,137
WOONSOCKET	3901	49	1		99	0	99
	3906	50	6		43	0	43
	3912	51	12		111	1	112
	3913		13		111	1	112
	3914		14		110	0	110
	3915		15		55	1	56
	3916		16		84	0	84
Total Votes					613	3	616
Grand Total					1,731	22	1,753

SENATE DISTRICT 21

Marc A. COTE - DEM.

Community	Precinct	Rep District	Vote District	Ward	Precinct Votes	Mail Votes	Total Votes	
NORTH SMITHFIELD	2501	48	1		427	57	484	
Total Votes					427	57	484	
WOONSOCKET	3902	49	2		397	3	400	
	3903		3		481	11	492	
	3904		4		569	23	592	
	3905		5		352	12	364	
	3907		50	7		263	5	268
	3908			8		443	7	450
	3909			9		614	4	618
	3910			10		606	4	610
	3911		11		521	30	551	
Total Votes					4,246	99	4,345	
Grand Total					4,673	156	4,829	

**RI GENERAL ELECTION
November 5, 2002**

SENATE DISTRICT 22

John J. TASSONI, JR. - DEM.

Community	Precinct	Rep District	Vote District	Ward	Precinct Votes	Mail Votes	Total Votes
NORTH SMITHFIELD	2502	48	2		457	4	461
	2503		3		531	4	535
	2504		4		480	4	484
Total Votes				1,468	12	1,480	
SMITHFIELD	3101	44	1		474	12	486
	3102		2		580	8	588
	3103		3		414	10	424
	3104		4		580	12	592
	3105	53	5		408	43	451
	3106		6		690	14	704
	3107		7		553	36	589
	3108		8		372	12	384
	3109		9		648	56	704
	3110		10		311	9	320
Total Votes				5,030	212	5,242	
Grand Total				6,498	224	6,722	

SENATE DISTRICT 22

Philip G. HIRONS, JR. - REP.

Community	Precinct	Rep District	Vote District	Ward	Precinct Votes	Mail Votes	Total Votes
NORTH SMITHFIELD	2502	48	2		302	7	309
	2503		3		335	5	340
	2504		4		287	2	289
Total Votes				924	14	938	
SMITHFIELD	3101	44	1		172	2	174
	3102		2		234	8	242
	3103		3		184	10	194
	3104		4		222	6	228
	3105	53	5		191	15	206
	3106		6		245	5	250
	3107		7		242	17	259
	3108		8		228	4	232
	3109		9		212	16	228
	3110		10		153	6	159
Total Votes				2,083	89	2,172	
Grand Total				3,007	103	3,110	

**RI GENERAL ELECTION
November 5, 2002**

SENATE DISTRICT 23

Paul W. FOGARTY - DEM.

Community	Precinct	Rep District	Vote District	Ward	Precinct Votes	Mail Votes	Total Votes
BURRILLVILLE	301	47	1		560	20	580
	302		2		480	44	524
	303		3		509	15	524
	304		4		441	5	446
	305		5		530	6	536
	306	48	6		504	4	508
Total Votes					3,024	94	3,118
GLOCESTER	1301	40	1		527	20	547
	1302		2		536	5	541
	1303		3		498	9	507
	1304		47	4		125	2
	1305	53	5		549	15	564
Total Votes					2,235	51	2,286
NORTH SMITHFIELD	2505	48	5		267	2	269
	2506		6		429	8	437
Total Votes					696	10	706
Grand Total					5,955	155	6,110

SENATE DISTRICT 23

Elizabeth TETREAULT - REP.

Community	Precinct	Rep District	Vote District	Ward	Precinct Votes	Mail Votes	Total Votes
BURRILLVILLE	301	47	1		168	7	175
	302		2		207	11	218
	303		3		238	4	242
	304		4		113	3	116
	305		5		228	2	230
	306	48	6		310	2	312
Total Votes					1,264	29	1,293
GLOCESTER	1301	40	1		263	8	271
	1302		2		289	8	297
	1303		3		261	10	271
	1304		47	4		93	1
	1305	53	5		232	1	233
Total Votes					1,138	28	1,166
NORTH SMITHFIELD	2505	48	5		159	3	162
	2506		6		264	6	270
Total Votes					423	9	432
Grand Total					2,825	66	2,891

**RI GENERAL ELECTION
November 5, 2002**

SENATE DISTRICT 24

Leo R. BLAIS - REP.

Community	Precinct	Rep District	Vote District	Ward	Precinct Votes	Mail Votes	Total Votes
COVENTRY	604	28	4	2	412	3	415
	605		5	2	333	0	333
	606		6	2	422	6	428
	607		7	4	144	2	146
	608		8	5	298	5	303
	609		9	1	543	6	549
	610		10	2	183	1	184
	618	40	18	1	442	11	453
Total Votes					2,777	34	2,811
FOSTER	1201	40	1		506	9	515
	1202		2		481	17	498
Total Votes					987	26	1,013
SCITUATE	3001	41	1		572	26	598
	3002		2		450	16	466
	3003		3		590	36	626
	3004		4		586	22	608
	3005		5		514	10	524
Total Votes					2,712	110	2,822
Grand Total					6,476	170	6,646

SENATE DISTRICT - 24

Salvatore LOMBARDI - DEM.

Community	Precinct	Rep District	Vote District	Ward	Precinct Votes	Mail Votes	Total Votes
COVENTRY	604	28	4	2	246	1	247
	605		5	2	244	4	248
	606		6	2	250	5	255
	607		7	4	73	1	74
	608		8	5	87	0	87
	609		9	1	237	4	241
	610		10	2	188	2	190
	618	40	18	1	202	2	204
Total Votes					1,527	19	1,546
FOSTER	1201	40	1		385	18	403
	1202		2		306	8	314
Total Votes					691	26	717
SCITUATE	3001	41	1		266	14	280
	3002		2		232	4	236
	3003		3		300	6	306
	3004		4		368	10	378
	3005		5		276	7	283
Total Votes					1,442	41	1,483
Grand Total					3,660	86	3,746

**RI GENERAL ELECTION
November 5, 2002**

SENATE DISTRICT 25

Joseph M. POLISENA - DEM.

Community	Precinct	Rep District	Vote District	Ward	Precinct Votes	Mail Votes	Total Votes
JOHNSTON	1601	13	1	2	348	7	355
	1602		2	2	477	15	492
	1603	42	3	1	388	11	399
	1604		4	2	93	3	96
	1605		5	2	566	57	623
	1606		6	5	677	10	687
	1607		7	1	430	28	458
	1608		8	1	621	18	639
	1609	43	9	2	203	4	207
	1610		10	4	537	11	548
	1611		11	5	509	19	528
	1612		12	3	458	16	474
	1613		13	3	703	18	721
	1614		14	4	616	11	627
	1615		15	4	481	12	493
	1616		16	2	67	3	70
	1617		17	3	450	16	466
	1618	44	18	5	797	24	821
Total Votes					8,421	283	8,704

SENATE DISTRICT 26

Beatrice A. LANZI - DEM.

Community	Precinct	Rep District	Vote District	Ward	Precinct Votes	Mail Votes	Total Votes
CRANSTON	701	14	1	3	293	5	298
	702		2	3	365	7	372
	703		3	3	240	5	245
	704		4	3	203	15	218
	705		5	3	229	6	235
	706		6	3	271	5	276
	707		7	5	361	9	370
	708		8	5	205	5	210
	710	15	10	4	403	7	410
	711		11	4	461	9	470
	712		12	5	133	7	140
	718	16	18	5	50	0	50
	719		19	4	207	4	211
	728	17	28	5	389	17	406
	746	41	46	5	160	3	163
	747		47	4	313	5	318
	748		48	4	189	3	192
	749	42	49	5	446	8	454
	750		50	5	524	11	535
	Total Votes					5,442	131

**RI GENERAL ELECTION
November 5, 2002**

SENATE DISTRICT 26

Peter A. PAOLELLA - REP.

Community	Precinct	Rep District	Vote District	Ward	Precinct Votes	Mail Votes	Total Votes
CRANSTON	701	14	1	3	118	6	124
	702		2	3	124	5	129
	703		3	3	67	4	71
	704		4	3	72	5	77
	705		5	3	108	4	112
	706		6	3	96	2	98
	707		7	5	125	3	128
	708		8	5	63	2	65
	710	15	10	4	470	10	480
	711		11	4	377	9	386
	712		12	5	115	0	115
	718	16	18	5	27	0	27
	719		19	4	177	8	185
	728	17	28	5	166	8	174
	746	41	46	5	219	9	228
	747		47	4	288	6	294
	748		48	4	212	8	220
	749	42	49	5	187	3	190
	750		50	5	250	10	260
	Total Votes					3,261	102

SENATE DISTRICT 27

Hanna M. GALLO - DEM.

Community	Precinct	Rep District	Vote District	Ward	Precinct Votes	Mail Votes	Total Votes	
CRANSTON	713	15	13	4	549	9	558	
	714		14	4	481	9	490	
	715		15	6	380	12	392	
	716		16	6	490	13	503	
	717		17	6	201	37	238	
	720	16	20	2	317	5	322	
	721		21	6	479	19	498	
	722		22	4	294	8	302	
	723		23	6	613	28	641	
	724		24	6	538	13	551	
	725		25	6	110	1	111	
	729	17	29	3	362	7	369	
	730		30	5	501	14	515	
	731		31	5	506	16	522	
	732		32	2	244	5	249	
	733		33	2	381	11	392	
	734		34	2	218	5	223	
	Total Votes					6,664	212	6,876

**RI GENERAL ELECTION
November 5, 2002**

SENATE DISTRICT 27

Christopher J. KITE - REP.

Community	Precinct	Rep District	Vote District	Ward	Precinct Votes	Mail Votes	Total Votes
CRANSTON	713	15	13	4	366	15	381
	714		14	4	261	5	266
	715		15	6	167	12	179
	716		16	6	252	11	263
	717		17	6	111	18	129
	720	16	20	2	137	13	150
	721		21	6	295	8	303
	722		22	4	116	4	120
	723		23	6	335	23	358
	724	17	24	6	185	6	191
	725		25	6	49	2	51
	729		29	3	154	7	161
	730		30	5	275	7	282
	731		31	5	189	2	191
	732	32	2	116	6	122	
	733	33	2	159	2	161	
	734	34	2	101	6	107	
Total Votes					3,268	147	3,415

SENATE DISTRICT 28

Elizabeth H. ROBERTS - DEM.

Community	Precinct	Rep District	Vote District	Ward	Precinct Votes	Mail Votes	Total Votes
CRANSTON	709	14	9	3	365	3	368
	726	16	26	1	130	0	130
	727	17	27	2	514	15	529
	735		35	3	196	3	199
	736		36	2	486	11	497
	737	18	37	2	302	13	315
	738		38	1	283	4	287
	739		39	1	447	10	457
	740		40	2	446	7	453
	741	19	41	1	443	11	454
	742		42	1	367	9	376
	743		43	1	597	30	627
	744		44	1	468	16	484
	745		45	1	388	13	401
	Total Votes					5,432	145
WARWICK	3501	19	1	1	433	5	438
	3502		2	1	350	9	359
Total Votes					783	14	797
Grand Total					6,215	159	6,374

**RI GENERAL ELECTION
November 5, 2002**

SENATE DISTRICT 28

Charles J. NEVOLA - REP.

Community	Precinct	Rep District	Vote District	Ward	Precinct Votes	Mail Votes	Total Votes
CRANSTON	709	14	9	3	176	0	176
	726	16	26	1	54	0	54
	727		27	2	224	7	231
	735	17	35	3	90	3	93
	736		36	2	244	4	248
	737	18	37	2	116	7	123
	738		38	1	106	3	109
	739		39	1	181	2	183
	740		40	2	183	3	186
	741		41	1	128	5	133
	742		42	1	135	2	137
	743		43	1	199	23	222
	744		44	1	192	4	196
	745	19	45	1	179	0	179
	Total Votes					2,207	63
WARWICK	3501	19	1	1	166	3	169
	3502		2	1	155	7	162
Total Votes					321	10	331
Grand Total					2,528	73	2,601

SENATE DISTRICT 29

Michael J. McCAFFREY - DEM.

Community	Precinct	Rep District	Vote District	Ward	Precinct Votes	Mail Votes	Total Votes	
WARWICK	3503	19	3	1	618	13	631	
	3504		4	1	409	8	417	
	3505		5	1	631	10	641	
	3506		6	1	462	18	480	
	3507		7	2	509	2	511	
	3509	20	9	2	200	3	203	
	3518	21	18	2	497	5	502	
	3519		19	3	245	21	266	
	3520		20	3	747	15	762	
	3521		21	4	663	11	674	
	3522		22	4	700	18	718	
	3523		23	4	675	18	693	
	3524		24	4	521	6	527	
	3525	22	25	4	154	3	157	
	3526		26	5	168	4	172	
	3533	23	33	3	258	3	261	
	3534		34	3	479	6	485	
	Total Votes					7,936	164	8,100

**RI GENERAL ELECTION
November 5, 2002**

SENATE DISTRICT 30

William A. WALASKA - DEM.

Community	Precinct	Rep District	Vote District	Ward	Precinct Votes	Mail Votes	Total Votes
WARWICK	3527	22	27	5	493	8	501
	3528		28	5	581	12	593
	3529		29	5	654	16	670
	3530		30	5	480	7	487
	3531		31	5	405	15	420
	3532		32	6	595	4	599
	3535	23	35	6	454	3	457
	3536		36	6	372	7	379
	3537		37	6	678	7	685
	3538		38	6	475	16	491
	3539		39	7	545	9	554
	3540		40	7	585	13	598
	3541	24	41	7	133	1	134
	3542		42	9	371	17	388
	3543		43	9	368	7	375
Total Votes					7,189	142	7,331

SENATE DISTRICT 31

John C. REVENS, JR. - DEM.

Community	Precinct	Rep District	Vote District	Ward	Precinct Votes	Mail Votes	Total Votes	
WARWICK	3508	19	8	2	147	3	150	
	3510	20	10	2	442	5	447	
	3511		11	2	500	8	508	
	3512		12	3	393	2	395	
	3513		13	3	270	17	287	
	3514		14	7	384	5	389	
	3515		15	7	558	13	571	
	3516		16	8	370	33	403	
	3517		17	8	227	6	233	
	3544	24	44	7	112	2	114	
	3545		45	8	318	9	327	
	3546		46	8	367	10	377	
	3547		47	9	403	8	411	
	3548		48	9	483	7	490	
	3549		49	9	296	10	306	
	3552	26	52	8	374	10	384	
	3553	27	53	8	304	17	321	
	Total Votes					5,948	165	6,113

**RI GENERAL ELECTION
November 5, 2002**

SENATE DISTRICT 31

Edward A. MAGRO - REP.

Community	Precinct	Rep District	Vote District	Ward	Precinct Votes	Mail Votes	Total Votes
WARWICK	3508	19	8	2	51	0	51
	3510	20	10	2	223	5	228
	3511		11	2	238	2	240
	3512		12	3	143	0	143
	3513		13	3	184	7	191
	3514		14	7	152	1	153
	3515		15	7	301	6	307
	3516		16	8	193	11	204
	3517		17	8	118	3	121
	3544	24	44	7	72	0	72
	3545		45	8	199	4	203
	3546		46	8	287	6	293
	3547		47	9	366	7	373
	3548		48	9	425	9	434
	3549		49	9	312	10	322
	3552	26	52	8	162	4	166
	3553	27	53	8	290	24	314
	Total Votes					3,716	99

SENATE DISTRICT 32

Stephen D. ALVES - DEM.

Community	Precinct	Rep District	Vote District	Ward	Precinct Votes	Mail Votes	Total Votes
WEST WARWICK	3801	25	1	2	542	15	557
	3802		2	4	116	2	118
	3803		3	4	224	1	225
	3804		4	3	442	7	449
	3805		5	3	312	3	315
	3806	26	6	1	473	18	491
	3807		7	2	339	9	348
	3808		8	1	428	8	436
	3809		9	1	373	13	386
	3810	27	10	4	280	6	286
	3811		11	4	94	4	98
	3812		12	4	324	14	338
	3813		13	5	485	18	503
	3814		14	5	441	10	451
	Total Votes					4,873	128

**RI GENERAL ELECTION
November 5, 2002**

SENATE DISTRICT 32

John J. CLARKE, JR. - REP.

Community	Precinct	Rep District	Vote District	Ward	Precinct Votes	Mail Votes	Total Votes
WEST WARWICK	3801	25	1	2	246	5	251
	3802		2	4	67	0	67
	3803		3	4	146	4	150
	3804		4	3	227	8	235
	3805		5	3	170	8	178
	3806	26	6	1	355	8	363
	3807		7	2	148	4	152
	3808		8	1	196	5	201
	3809	27	9	1	265	12	277
	3810		10	4	162	3	165
	3811		11	4	52	1	53
	3812		12	4	212	5	217
	3813		13	5	347	12	359
	3814	14	5	296	3	299	
Total Votes					2,889	78	2,967

SENATE DISTRICT 33

Leonidas P. RAPTAKIS - DEM.

Community	Precinct	Rep District	Vote District	Ward	Precinct Votes	Mail Votes	Total Votes
COVENTRY	601	25	1	3	460	2	462
	602	26	2	3	554	14	568
	603	27	3	4	484	5	489
	611	28	11	3	463	15	478
	612	29	12	1	433	8	441
	613		13	5	389	20	409
	614		14	4	500	13	513
	615		15	5	470	8	478
	616		16	5	393	11	404
	617	29	17	4	385	2	387
	619	40	19	1	108	6	114
Total Votes					4,639	104	4,743
EAST GREENWICH	901	30	1		105	4	109
	902		2		287	11	298
Total Votes					392	15	407
WARWICK	3550	24	50	9	121	3	124
Total Votes					121	3	124
WEST WARWICK	3815	27	15	5	361	4	365
Total Votes					361	4	365
Grand Total					5,513	126	5,639

**RI GENERAL ELECTION
November 5, 2002**

SENATE DISTRICT 33

Jonathan K. FARNUM - REP.

Community	Precinct	Rep District	Vote District	Ward	Precinct Votes	Mail Votes	Total Votes
COVENTRY	601	25	1	3	210	2	212
	602	26	2	3	378	4	382
	603	27	3	4	178	2	180
	611	28	11	3	239	6	245
	612		12	1	283	4	287
	613	29	13	5	130	9	139
	614		14	4	235	5	240
	615		15	5	251	3	254
	616		16	5	251	7	258
	617		17	4	150	2	152
	619	40	19	1	134	7	141
Total Votes					2,439	51	2,490
EAST GREENWICH	901	30	1		279	17	296
	902		2		453	12	465
Total Votes					732	29	761
WARWICK	3550	24	50	9	192	12	204
Total Votes					192	12	204
WEST WARWICK	3815	27	15	5	247	3	250
Total Votes					247	3	250
Grand Total					3,610	95	3,705

SENATE DISTRICT 34

Kevin A. BREENE - REP.

Community	Precinct	Rep District	Vote District	Ward	Precinct Votes	Mail Votes	Total Votes
CHARLESTOWN	501	36	1		175	3	178
	505	39	5		50	1	51
Total Votes					225	4	229
EXETER	1101	31	1		470	20	490
	1102	39	2		459	11	470
	1103		3		524	13	537
Total Votes				1,453	44	1,497	
HOPKINTON	1401	38	1		275	9	284
	1402		2		351	6	357
	1403		3		370	4	374
Total Votes				996	19	1,015	
RICHMOND	2901	39	1		194	1	195
	2902		2		254	4	258
	2903		3		340	4	344
	2904		4		287	4	291
Total Votes				1,075	13	1,088	
WEST GREENWICH	3701	29	1		572	11	583
	3702		2		624	7	631
	3703	30	3		223	5	228
Total Votes				1,419	23	1,442	
Grand Total					5,168	103	5,271

**RI GENERAL ELECTION
November 5, 2002**

SENATE DISTRICT 34

Donna M. WALSH - DEM.

Community	Precinct	Rep District	Vote District	Ward	Precinct Votes	Mail Votes	Total Votes
CHARLESTOWN	501	36	1		271	5	276
	505	39	5		89	1	90
Total Votes					360	6	366
EXETER	1101	31	1		277	8	285
	1102	39	2		195	10	205
	1103		3		234	1	235
Total Votes				706	19	725	
HOPKINTON	1401	38	1		423	7	430
	1402		2		396	2	398
	1403		3		460	11	471
Total Votes				1,279	20	1,299	
RICHMOND	2901	39	1		156	0	156
	2902		2		315	7	322
	2903		3		455	8	463
	2904		4		340	5	345
Total Votes				1,266	20	1,286	
WEST GREENWICH	3701	29	1		184	3	187
	3702		2		243	6	249
	3703	30	3		82	0	82
Total Votes				509	9	518	
Grand Total					4,120	74	4,194

SENATE DISTRICT 35

J. Michael LENIHAN - DEM.

Community	Precinct	Rep District	Vote District	Ward	Precinct Votes	Mail Votes	Total Votes
EAST GREENWICH	903	30	3		558	18	576
	904		4		678	49	727
	905		5		470	26	496
	906		6		309	15	324
	907		7		511	11	522
	908		8		364	19	383
Total Votes					2,890	138	3,028
NORTH KINGSTOWN	2301	31	1		404	11	415
	2302		2		461	14	475
	2303		3		529	21	550
	2304		4		440	13	453
	2306	32	6		176	15	191
	2307		7		374	15	389
	2308		8		439	12	451
	2313	33	13		351	6	357
Total Votes				3,174	107	3,281	
WARWICK	3551	24	51	9	342	11	353
Total Votes					342	11	353
Grand Total					6,406	256	6,662

**RI GENERAL ELECTION
November 5, 2002**

SENATE DISTRICT 35

William H. GILBERT - REP.

Community	Precinct	Rep District	Vote District	Ward	Precinct Votes	Mail Votes	Total Votes
EAST GREENWICH	903	30	3		235	6	241
	904		4		299	21	320
	905		5		156	7	163
	906		6		111	10	121
	907		7		285	13	298
	908	8	208	9	217		
	Total Votes				1,294	66	1,360
NORTH KINGSTOWN	2301	31	1	9	228	5	233
	2302		2		307	9	316
	2303		3		420	21	441
	2304		4		303	15	318
	2306	32	6		151	13	164
	2307		7		242	15	257
	2308		8		278	6	284
	2313		33		13	286	10
Total Votes				2,215	94	2,309	
WARWICK	3551	24	51		174	4	178
Total Votes					174	4	178
Grand Total					3,683	164	3,847

SENATE DISTRICT 36

James C. SHEEHAN - DEM.

Community	Precinct	Rep District	Vote District	Ward	Precinct Votes	Mail Votes	Total Votes
NARRAGANSETT	2001	33	1		178	7	185
	2002	33	2		274	5	279
	2003	33	3		279	8	287
	2004	33	4		216	11	227
	2005	33	5		283	5	288
	2006	34	6		252	15	267
	2007	34	7		227	13	240
	2008	34	8		274	7	281
	2009	34	9		255	17	272
	2010	34	10		225	18	243
	2011	34	11		213	8	221
Total Votes				2,676	114	2,790	
NORTH KINGSTOWN	2305	31	5		592	20	612
	2309	32	9		514	19	533
	2310	32	10		744	29	773
	2311	32	11		547	25	572
	2312	32	12		598	25	623
	2314	33	14		96	3	99
Total Votes				3,091	121	3,212	
Grand Total					5,767	235	6,002

**RI GENERAL ELECTION
November 5, 2002**

SENATE DISTRICT 36

Timothy P. HAXTON - REP.

Community	Precinct	Rep District	Vote District	Ward	Precinct Votes	Mail Votes	Total Votes
NARRAGANSETT	2001	33	1		415	21	436
	2002	33	2		310	1	311
	2003	33	3		296	5	301
	2004	33	4		288	23	311
	2005	33	5		324	9	333
	2006	34	6		341	21	362
	2007	34	7		292	12	304
	2008	34	8		332	17	349
	2009	34	9		433	30	463
	2010	34	10		220	14	234
	2011	34	11		336	33	369
Total Votes					3,587	186	3,773
NORTH KINGSTOWN	2305	31	5		230	10	240
	2309	32	9		243	4	247
	2310	32	10		378	30	408
	2311	32	11		406	20	426
	2312	32	12		334	19	353
	2314	33	14		65	1	66
Total Votes					1,656	84	1,740
Grand Total					5,243	270	5,513

SENATE DISTRICT 37

V. Susan SOSNOWSKI - DEM.

Community	Precinct	Rep District	Vote District	Ward	Precinct Votes	Mail Votes	Total Votes
NEW SHOREHAM	2201	36	1		563	103	666
Total Votes					563	103	666
SOUTH KINGSTOWN	3201	33	1		473	15	488
	3202		2		542	15	557
	3203	34	3		423	15	438
	3204		4		577	20	597
	3205	35	5		121	5	126
	3206		6		581	17	598
	3207		7		491	11	502
	3208		8		531	14	545
	3209		9		629	13	642
	3210	36	10		450	22	472
	3211		11		365	7	372
	3212		12		566	17	583
Total Votes					5,749	171	5,920
Grand Total					6,312	274	6,586

**RI GENERAL ELECTION
November 5, 2002**

SENATE DISTRICT 37

Anna F. PRAGER - REP.

Community	Precinct	Rep District	Vote District	Ward	Precinct Votes	Mail Votes	Total Votes
NEW SHOREHAM	2201	36	1		224	58	282
Total Votes					224	58	282
SOUTH KINGSTOWN	3201	33	1		323	21	344
	3202		2		344	16	360
	3203	34	3		276	14	290
	3204		4		237	17	254
	3205	35	5		50	0	50
	3206		6		349	10	359
	3207		7		330	10	340
	3208		8		202	7	209
	3209		9		389	12	401
	3210	36	10		375	17	392
	3211		11		237	6	243
	3212		12		378	20	398
Total Votes					3,490	150	3,640
Grand Total					3,714	208	3,922

SENATE DISTRICT 38

Dennis L. ALGERIE - REP.

Community	Precinct	Rep District	Vote District	Ward	Precinct Votes	Mail Votes	Total Votes
CHARLESTOWN	502	36	2		312	13	325
	503		3		437	8	445
	504		4		559	9	568
	506	39	6		262	3	265
	507		7		292	6	298
Total Votes					1,862	39	1,901
WESTERLY	3601	36	1		489	11	500
	3602	37	2		532	12	544
	3603		3		586	36	622
	3604		4		544	41	585
	3605		5		536	33	569
	3606		6		481	15	496
	3607		7		435	18	453
	3608		8		343	22	365
	3609		9		444	13	457
	3610		10		462	23	485
	3611	38	11		344	12	356
	3612		12		311	6	317
	3613		13		545	16	561
	3614		14		240	0	240
Total Votes					6,292	258	6,550
Grand Total					8,154	297	8,451

STATE REPRESENTATIVES

**RI GENERAL ELECTION
November 5, 2002**

REPRESENTATIVE DISTRICT 1

John J. McCAULEY, JR. - DEM.

Community	Precinct	Sen District	Vote District	Ward	Precinct Votes	Mail Votes	Total Votes
PROVIDENCE	2801	4	1	12	239	0	239
	2802		2	12	294	6	300
	2803	6	3	4	313	23	336
	2804		4	4	242	5	247
	2805		5	5	193	3	196
	2806		6	12	173	4	177
	2807		7	14	92	0	92
Total Votes					1,546	41	1,587

REPRESENTATIVE DISTRICT 2

Paul E. MOURA - DEM.

Community	Precinct	Sen District	Vote District	Ward	Precinct Votes	Mail Votes	Total Votes
EAST PROVIDENCE	1001	14	1	1	213	14	227
	1002		2	2	357	8	365
Total Votes					570	22	592
PROVIDENCE	2808	1	8	1	428	19	447
	2809		9	11	10	0	10
	2810		10	13	15	1	16
	2811	5	11	11	143	12	155
	2812		12	13	95	6	101
	2813	14	13	1	480	29	509
	2814		14	1	303	32	335
	2815		15	1	229	11	240
	2816		16	2	77	0	77
Total Votes					1,780	110	1,890
Grand Total					2,350	132	2,482

REPRESENTATIVE DISTRICT 3

Edith H. AJELLO - DEM.

Community	Precinct	Sen District	Vote District	Ward	Precinct Votes	Mail Votes	Total Votes
PROVIDENCE	2817	1	17	1	273	4	277
	2818		18	1	249	0	249
	2819		19	2	336	16	352
	2820		20	2	365	2	367
	2821		21	2	358	8	366
	2822		22	2	516	9	525
	2823		23	2	468	14	482
	2824		24	3	67	3	70
	2825	14	25	1	116	3	119
	Total Votes					2,748	59

**RI GENERAL ELECTION
November 5, 2002**

REPRESENTATIVE DISTRICT 3

Daniel S. HARROP, III - LIB.

Community	Precinct	Sen District	Vote District	Ward	Precinct Votes	Mail Votes	Total Votes
PROVIDENCE	2817	1	17	1	64	1	65
	2818		18	1	47	0	47
	2819		19	2	79	2	81
	2820		20	2	64	1	65
	2821		21	2	101	4	105
	2822		22	2	163	4	167
	2823		23	2	147	0	147
	2824		24	3	12	0	12
	2825	14	25	1	26	1	27
Total Votes					703	13	716

REPRESENTATIVE DISTRICT 4

Gordon D. FOX - DEM.

Community	Precinct	Sen District	Vote District	Ward	Precinct Votes	Mail Votes	Total Votes
PROVIDENCE	2826	1	26	2	487	20	507
	2827		27	2	378	8	386
	2828		28	3	404	15	419
	2829		29	3	462	6	468
	2830		30	3	534	14	548
	2831		31	3	483	21	504
	2832		32	3	616	19	635
	2833	6	33	3	123	28	151
	Total Votes					3,487	131

REPRESENTATIVE DISTRICT 4

Charles L. SMITH, JR. - REP.

Community	Precinct	Sen District	Vote District	Ward	Precinct Votes	Mail Votes	Total Votes
PROVIDENCE	2826	1	26	2	190	3	193
	2827		27	2	215	11	226
	2828		28	3	31	0	31
	2829		29	3	45	3	48
	2830		30	3	118	2	120
	2831		31	3	78	4	82
	2832		32	3	160	9	169
	2833	6	33	3	6	4	10
	Total Votes					843	36

**RI GENERAL ELECTION
November 5, 2002**

REPRESENTATIVE DISTRICT 4

Jonathan Paul WIENING - LIB.

Community	Precinct	Sen District	Vote District	Ward	Precinct Votes	Mail Votes	Total Votes
PROVIDENCE	2826	1	26	2	21	1	22
	2827		27	2	10	0	10
	2828		28	3	19	0	19
	2829		29	3	31	0	31
	2830		30	3	26	0	26
	2831		31	3	20	1	21
	2832		32	3	23	1	24
	2833	6	33	3	6	2	8
Total Votes					156	5	161

REPRESENTATIVE DISTRICT 5

John J. DeSIMONE - DEM.

Community	Precinct	Sen District	Vote District	Ward	Precinct Votes	Mail Votes	Total Votes
PROVIDENCE	2834	6	34	4	683	11	694
	2835		35	4	578	59	637
	2836		36	5	150	6	156
	2837		37	14	205	7	212
	2838		38	14	389	8	397
	2839		39	14	584	12	596
Total Votes					2,589	103	2,692

REPRESENTATIVE DISTRICT 5

Karl M. POIRIER - REP.

Community	Precinct	Sen District	Vote District	Ward	Precinct Votes	Mail Votes	Total Votes
PROVIDENCE	2834	6	34	4	111	6	117
	2835		35	4	110	4	114
	2836		36	5	66	0	66
	2837		37	14	47	0	47
	2838		38	14	114	3	117
	2839		39	14	109	2	111
Total Votes					557	15	572

**RI GENERAL ELECTION
November 5, 2002**

REPRESENTATIVE DISTRICT 6

Peter N. WASYLYK - DEM.

Community	Precinct	Sen District	Vote District	Ward	Precinct Votes	Mail Votes	Total Votes	
NORTH PROVIDENCE	2401	7	1	3	548	7	555	
	2402		2	3	685	11	696	
Total Votes					1,233	18	1,251	
PROVIDENCE	2840	4	40	5	140	0	140	
	2841		41	6	495	26	521	
	2842		42	6	234	28	262	
	2843		6	43	5	44	1	45
	2844			44	14	372	13	385
	2845			45	5	317	5	322
	2846			46	14	74	4	78
Total Votes					1,676	77	1,753	
Grand Total					2,909	95	3,004	

REPRESENTATIVE DISTRICT 7

Joanne M. GIANNINI - DEM.

Community	Precinct	Sen District	Vote District	Ward	Precinct Votes	Mail Votes	Total Votes
PROVIDENCE	2847	4	47	5	663	11	674
	2848		48	5	610	24	634
	2849		49	5	491	53	544
	2850		50	12	13	0	13
	2851		51	5	60	1	61
	2852		52	6	440	4	444
	2853		53	6	387	5	392
	2854		54	12	209	7	216
	2855		55	15	6	0	6
Total Votes					2,879	105	2,984

REPRESENTATIVE DISTRICT 8

Steven M. COSTANTINO - DEM.

Community	Precinct	Sen District	Vote District	Ward	Precinct Votes	Mail Votes	Total Votes	
PROVIDENCE	2856	4	56	12	154	2	156	
	2857		57	12	44	2	46	
	2858		58	15	25	1	26	
	2859		5	59	6	30	0	30
	2860			60	13	70	4	74
	2861			61	13	276	26	302
	2862			62	13	345	13	358
	2863			63	13	409	12	421
	2864		64	15	202	3	205	
Total Votes					1,555	63	1,618	

**RI GENERAL ELECTION
November 5, 2002**

REPRESENTATIVE DISTRICT 9

Anastasia P. WILLIAMS - DEM.

Community	Precinct	Sen District	Vote District	Ward	Precinct Votes	Mail Votes	Total Votes
PROVIDENCE	2865	3	65	7	128	2	130
	2866		66	15	343	23	366
	2867	5	67	6	34	1	35
	2868		68	11	342	25	367
	2869		69	13	431	18	449
	2870		70	15	50	0	50
	2871		71	15	188	0	188
Total Votes					1,516	69	1,585

REPRESENTATIVE DISTRICT 10

Thomas C. SLATER - DEM.

Community	Precinct	Sen District	Vote District	Ward	Precinct Votes	Mail Votes	Total Votes
PROVIDENCE	2872	5	72	8	302	9	311
	2873	2	73	9	67	1	68
	2874	3	74	8	665	36	701
	2875		75	8	299	23	322
	2876		76	8	325	15	340
	2877	5	77	8	41	12	53
	2878		78	11	80	4	84
	2879		79	15	54	1	55
Total Votes					1,833	101	1,934

REPRESENTATIVE DISTRICT 10

Brian P. MAYBEN - REP.

Community	Precinct	Sen District	Vote District	Ward	Precinct Votes	Mail Votes	Total Votes
PROVIDENCE	2872	5	72	8	44	0	44
	2873	2	73	9	15	1	16
	2874	3	74	8	131	1	132
	2875		75	8	36	0	36
	2876		76	8	34	0	34
	2877	5	77	8	0	2	2
	2878		78	11	3	0	3
	2879		79	15	6	0	6
Total Votes					269	4	273

**RI GENERAL ELECTION
November 5, 2002**

REPRESENTATIVE DISTRICT 11

Leon TEJADA - DEM.

Community	Precinct	Sen District	Vote District	Ward	Precinct Votes	Mail Votes	Total Votes
PROVIDENCE	2880	2	80	9	498	9	507
	2881		81	9	452	9	461
	2882		82	9	483	6	489
	2883		83	9	322	3	325
	2884		84	11	115	0	115
	2885		85	11	171	2	173
	2897	5	97	8	44	4	48
Total Votes					2,085	33	2,118

REPRESENTATIVE DISTRICT 12

Joseph S. ALMEIDA, JR. - DEM.

Community	Precinct	Sen District	Vote District	Ward	Precinct Votes	Mail Votes	Total Votes
PROVIDENCE	2886	2	86	10	437	7	444
	2887		87	10	317	3	320
	2888		88	10	354	7	361
	2889		89	10	369	7	376
	2890		90	11	255	27	282
	2891	5	91	11	132	28	160
Total Votes					1,864	79	1,943

REPRESENTATIVE DISTRICT 13

Steven F. SMITH - DEM.

Community	Precinct	Sen District	Vote District	Ward	Precinct Votes	Mail Votes	Total Votes
JOHNSTON	1601	25	1	2	279	8	287
	1602		2	2	341	14	355
Total Votes					620	22	642
PROVIDENCE	2892	3	92	7	530	18	548
	2893		93	7	310	10	320
	2894		94	7	276	11	287
	2895		95	7	333	15	348
	2896		96	15	227	13	240
Total Votes					1,676	67	1,743
Grand Total					2,296	89	2,385

**RI GENERAL ELECTION
November 5, 2002**

REPRESENTATIVE DISTRICT 13

Ernest E. TRAFFORD - REP.

Community	Precinct	Sen District	Vote District	Ward	Precinct Votes	Mail Votes	Total Votes
JOHNSTON	1601	25	1	2	106	1	107
	1602		2	2	181	1	182
Total Votes					287	2	289
PROVIDENCE	2892	3	92	7	126	2	128
	2893		93	7	45	1	46
	2894		94	7	79	0	79
	2895		95	7	45	4	49
	2896		96	15	46	2	48
Total Votes					341	9	350
Grand Total					628	11	639

REPRESENTATIVE DISTRICT 14

Charlene LIMA - DEM.

Community	Precinct	Sen District	Vote District	Ward	Precinct Votes	Mail Votes	Total Votes
CRANSTON	701	26	1	3	313	3	316
	702		2	3	315	6	321
	703		3	3	225	4	229
	704		4	3	190	17	207
	705		5	3	217	6	223
	706		6	3	265	5	270
	707		7	5	338	7	345
	708		8	5	182	5	187
	709	28	9	3	335	3	338
Total Votes					2,380	56	2,436

REPRESENTATIVE DISTRICT 14

Paul H. ARCHETTO - REP.

Community	Precinct	Sen District	Vote District	Ward	Precinct Votes	Mail Votes	Total Votes
CRANSTON	701	26	1	3	114	9	123
	702		2	3	181	6	187
	703		3	3	80	5	85
	704		4	3	84	3	87
	705		5	3	119	4	123
	706		6	3	101	2	103
	707		7	5	143	5	148
	708		8	5	76	3	79
	709	28	9	3	225	0	225
Total Votes					1,123	37	1,160

**RI GENERAL ELECTION
November 5, 2002**

REPRESENTATIVE DISTRICT 15

Frank A. MONTANARO - DEM.

Community	Precinct	Sen District	Vote District	Ward	Precinct Votes	Mail Votes	Total Votes
CRANSTON	710	26	10	4	488	5	493
	711		11	4	454	11	465
	712		12	5	122	4	126
	713	27	13	4	497	13	510
	714		14	4	472	11	483
	715		15	6	346	11	357
	716		16	6	466	11	477
	717		17	6	188	32	220
Total Votes					3,033	98	3,131

REPRESENTATIVE DISTRICT 15

Jeffrey P. BARONE - REP.

Community	Precinct	Sen District	Vote District	Ward	Precinct Votes	Mail Votes	Total Votes
CRANSTON	710	26	10	4	397	12	409
	711		11	4	373	7	380
	712		12	5	119	3	122
	713	27	13	4	444	12	456
	714		14	4	322	4	326
	715		15	6	230	13	243
	716		16	6	326	13	339
	717		17	6	137	19	156
Total Votes					2,348	83	2,431

REPRESENTATIVE DISTRICT 16

Peter G. PALUMBO - DEM.

Community	Precinct	Sen District	Vote District	Ward	Precinct Votes	Mail Votes	Total Votes
CRANSTON	718	26	18	5	60	0	60
	719		19	4	230	10	240
	720	27	20	2	333	8	341
	721		21	6	531	20	551
	722		22	4	287	9	296
	723		23	6	675	38	713
	724		24	6	563	15	578
	725		25	6	119	0	119
	726	28	26	1	147	0	147
	727		27	2	484	14	498
Total Votes					3,429	114	3,543

**RI GENERAL ELECTION
November 5, 2002**

REPRESENTATIVE DISTRICT 16

Michael S. BILOW - REP.

Community	Precinct	Sen District	Vote District	Ward	Precinct Votes	Mail Votes	Total Votes
CRANSTON	718	26	18	5	16	0	16
	719		19	4	140	2	142
	720	27	20	2	123	8	131
	721		21	6	258	10	268
	722		22	4	129	3	132
	723		23	6	301	15	316
	724		24	6	179	5	184
	725		25	6	40	3	43
	726	28	26	1	37	0	37
	727		27	2	245	8	253
Total Votes					1,468	54	1,522

REPRESENTATIVE DISTRICT 17

Robert B. JACQUARD - DEM.

Community	Precinct	Sen District	Vote District	Ward	Precinct Votes	Mail Votes	Total Votes
CRANSTON	728	26	28	5	402	16	418
	729	27	29	3	386	10	396
	730	27	30	5	533	16	549
	731	27	31	5	555	18	573
	732	27	32	2	285	6	291
	733	27	33	2	423	9	432
	734	27	34	2	242	8	250
	735	28	35	3	220	3	223
	736	28	36	2	577	14	591
	Total Votes					3,623	100

REPRESENTATIVE DISTRICT 18

Arthur HANDY - DEM.

Community	Precinct	Sen District	Vote District	Ward	Precinct Votes	Mail Votes	Total Votes
CRANSTON	737	28	37	2	256	10	266
	738		38	1	265	3	268
	739		39	1	344	4	348
	740		40	2	343	4	347
	741		41	1	369	10	379
	742		42	1	262	4	266
	743		43	1	352	19	371
	744		44	1	311	11	322
	Total Votes					2,502	65

**RI GENERAL ELECTION
November 5, 2002**

REPRESENTATIVE DISTRICT 18

Robert J. CLARKIN - REP.

Community	Precinct	Sen District	Vote District	Ward	Precinct Votes	Mail Votes	Total Votes
CRANSTON	737	28	37	2	133	8	141
	738		38	1	125	3	128
	739		39	1	261	6	267
	740		40	2	240	6	246
	741		41	1	167	6	173
	742		42	1	202	5	207
	743		43	1	404	39	443
	744		44	1	319	7	326
Total Votes					1,851	80	1,931

REPRESENTATIVE DISTRICT 18

James S. SULANOWSKI - IND.

Community	Precinct	Sen District	Vote District	Ward	Precinct Votes	Mail Votes	Total Votes
CRANSTON	737	28	37	2	32	2	34
	738		38	1	16	1	17
	739		39	1	37	2	39
	740		40	2	56	1	57
	741		41	1	43	1	44
	742		42	1	46	2	48
	743		43	1	57	0	57
	744		44	1	46	2	48
Total Votes					333	11	344

REPRESENTATIVE DISTRICT 19

Joseph McNAMARA - DEM.

Community	Precinct	Sen District	Vote District	Ward	Precinct Votes	Mail Votes	Total Votes
CRANSTON	745	28	45	1	285	5	290
Total Votes					285	5	290
WARWICK	3501	28	1	1	371	7	378
	3502		2	1	305	8	313
	3503		3	1	514	7	521
	3504	29	4	1	294	6	300
	3505		5	1	451	7	458
	3506		6	1	322	13	335
	3507		7	2	365	1	366
	3508	31	8	2	126	3	129
	Total Votes					2,748	52
Grand Total					3,033	57	3,090

**RI GENERAL ELECTION
November 5, 2002**

REPRESENTATIVE DISTRICT 19

Paul J. CANNISTRA - REP.

Community	Precinct	Sen District	Vote District	Ward	Precinct Votes	Mail Votes	Total Votes
CRANSTON	745	28	45	1	230	5	235
Total Votes					230	5	235
WARWICK	3501	28	1	1	194	3	197
	3502		2	1	162	6	168
	3503	29	3	1	272	8	280
	3504		4	1	214	4	218
	3505		5	1	306	6	312
	3506		6	1	256	14	270
	3507		7	2	190	2	192
	3508	31	8	2	52	0	52
Total Votes					1,646	43	1,689
Grand Total					1,876	48	1,924

REPRESENTATIVE DISTRICT 19

Edward J. LAWRENCE - IND.

Community	Precinct	Sen District	Vote District	Ward	Precinct Votes	Mail Votes	Total Votes
CRANSTON	745	28	45	1	54	2	56
Total Votes					54	2	56
WARWICK	3501	28	1	1	53	0	53
	3502		2	1	54	0	54
	3503	29	3	1	81	0	81
	3504		4	1	48	1	49
	3505		5	1	64	0	64
	3506		6	1	35	0	35
	3507		7	2	73	1	74
	3508	31	8	2	28	0	28
Total Votes					436	2	438
Grand Total					490	4	494

REPRESENTATIVE DISTRICT 20

Paul V. SHERLOCK - DEM.

Community	Precinct	Sen District	Vote District	Ward	Precinct Votes	Mail Votes	Total Votes
WARWICK	3509	29	9	2	192	2	194
	3510	31	10	2	560	6	566
	3511		11	2	632	8	640
	3512		12	3	440	2	442
	3513		13	3	318	21	339
	3514		14	7	421	5	426
	3515		15	7	620	15	635
	3516		16	8	414	32	446
	3517		17	8	265	9	274
Total Votes					3,862	100	3,962

**RI GENERAL ELECTION
November 5, 2002**

REPRESENTATIVE DISTRICT 21

Eileen Slattery NAUGHTON - DEM.

Community	Precinct	Sen District	Vote District	Ward	Precinct Votes	Mail Votes	Total Votes
WARWICK	3518	29	18	2	466	7	473
	3519		19	3	233	21	254
	3520	30	20	3	697	14	711
	3521		21	4	626	8	634
	3522		22	4	620	15	635
	3523		23	4	633	15	648
	3524		24	4	475	6	481
Total Votes					3,750	86	3,836

REPRESENTATIVE DISTRICT 22

Peter T. GINAITT - DEM.

Community	Precinct	Sen District	Vote District	Ward	Precinct Votes	Mail Votes	Total Votes
WARWICK	3525	29	25	4	103	2	105
	3526		26	5	143	3	146
	3527	30	27	5	415	6	421
	3528		28	5	463	7	470
	3529		29	5	566	11	577
	3530		30	5	384	6	390
	3531		31	5	325	8	333
	3532		32	6	497	4	501
Total Votes					2,896	47	2,943

REPRESENTATIVE DISTRICT 22

Saleh SHAHID - REP.

Community	Precinct	Sen District	Vote District	Ward	Precinct Votes	Mail Votes	Total Votes
WARWICK	3525	29	25	4	88	1	89
	3526		26	5	70	1	71
	3527	30	27	5	191	2	193
	3528		28	5	228	9	237
	3529		29	5	227	8	235
	3530		30	5	219	7	226
	3531		31	5	205	11	216
	3532		32	6	217	2	219
Total Votes					1,445	41	1,486

**RI GENERAL ELECTION
November 5, 2002**

REPRESENTATIVE DISTRICT 23

Robert E. FLAHERTY - DEM.

Community	Precinct	Sen District	Vote District	Ward	Precinct Votes	Mail Votes	Total Votes
WARWICK	3533	29	33	3	232	3	235
	3534		34	3	421	5	426
	3535	30	35	6	395	5	400
	3536		36	6	304	9	313
	3537		37	6	544	2	546
	3538		38	6	346	12	358
	3539		39	7	451	4	455
	3540		40	7	466	7	473
Grand Total					3,159	47	3,206

REPRESENTATIVE DISTRICT 23

Carter A. THOMAS, SR. - IND.

Community	Precinct	Sen District	Vote District	Ward	Precinct Votes	Mail Votes	Total Votes
WARWICK	3533	29	33	3	71	0	71
	3534		34	3	141	3	144
	3535	30	35	6	137	0	137
	3536		36	6	125	0	125
	3537		37	6	319	10	329
	3538		38	6	218	3	221
	3539		39	7	208	5	213
	3540		40	7	254	7	261
Grand Total					1,473	28	1,501

REPRESENTATIVE DISTRICT 24

Joseph A. TRILLO - REP.

Community	Precinct	Sen District	Vote District	Ward	Precinct Votes	Mail Votes	Total Votes
WARWICK	3541	30	41	7	114	2	116
	3542		42	9	388	22	410
	3543		43	9	355	8	363
	3544	31	44	7	109	0	109
	3545		45	8	319	7	326
	3546		46	8	428	7	435
	3547		47	9	509	9	518
	3548		48	9	672	13	685
	3549		49	9	448	16	464
	3550	33	50	9	258	12	270
	3551	35	51	9	368	9	377
	Total Votes					3,968	105

**RI GENERAL ELECTION
November 5, 2002**

REPRESENTATIVE DISTRICT 24

Barbara B. COLT - DEM.

Community	Precinct	Sen District	Vote District	Ward	Precinct Votes	Mail Votes	Total Votes
WARWICK	3541	30	41	7	72	0	72
	3542		42	9	198	12	210
	3543		43	9	190	6	196
	3544	31	44	7	76	2	78
	3545		45	8	215	7	222
	3546		46	8	238	9	247
	3547		47	9	276	6	282
	3548		48	9	278	3	281
	3549		49	9	190	4	194
	3550	33	50	9	68	3	71
	3551	35	51	9	162	4	166
Total Votes					1,963	56	2,019

REPRESENTATIVE DISTRICT 25

Timothy A. WILLIAMSON - DEM.

Community	Precinct	Sen District	Vote District	Ward	Precinct Votes	Mail Votes	Total Votes
COVENTRY	601	33	1	3	524	2	526
Total Votes					524	2	526
WEST WARWICK	3801	32	1	2	616	18	634
	3802	32	2	4	144	2	146
	3803	32	3	4	306	2	308
	3804	32	4	3	530	7	537
	3805	32	5	3	396	5	401
Total Votes					1,992	34	2,026
Grand Total					2,516	36	2,552

REPRESENTATIVE DISTRICT 26

William J. MURPHY - DEM.

Community	Precinct	Sen District	Vote District	Ward	Precinct Votes	Mail Votes	Total Votes
COVENTRY	602	33	2	3	689	15	704
Total Votes					689	15	704
WARWICK	3552	31	52	8	420	13	433
Total Votes					420	13	433
WEST WARWICK	3806	32	6	1	612	21	633
	3807		7	2	409	11	420
	3808		8	1	495	11	506
	3809		9	1	511	18	529
Total Votes					2,027	61	2,088
Grand Total					3,136	89	3,225

**RI GENERAL ELECTION
November 5, 2002**

REPRESENTATIVE DISTRICT 27

Norman L. LANDROCHE, JR. - DEM.

Community	Precinct	Sen District	Vote District	Ward	Precinct Votes	Mail Votes	Total Votes
COVENTRY	603	33	3	4	434	4	438
Total Votes					434	4	438
WARWICK	3553	31	53	8	339	20	359
Total Votes					339	20	359
WEST WARWICK	3810	32	10	4	305	6	311
	3811		11	4	93	2	95
	3812		12	4	366	12	378
	3813		13	5	524	19	543
	3814		14	5	471	10	481
	3815	33	15	5	399	4	403
Total Votes					2,158	53	2,211
Grand Total					2,931	77	3,008

REPRESENTATIVE DISTRICT 27

Walter S. NOWICKI - REP.

Community	Precinct	Sen District	Vote District	Ward	Precinct Votes	Mail Votes	Total Votes
COVENTRY	603	33	3	4	215	3	218
Total Votes					215	3	218
WARWICK	3553	31	53	8	227	20	247
Total Votes					227	20	247
WEST WARWICK	3810	32	10	4	136	3	139
	3811		11	4	55	3	58
	3812		12	4	166	7	173
	3813		13	5	305	11	316
	3814		14	5	271	3	274
	3815	33	15	5	215	3	218
Total Votes					1,148	30	1,178
Grand Total					1,590	53	1,643

REPRESENTATIVE DISTRICT 28

Victor G. MOFFITT - REP.

Community	Precinct	Sen District	Vote District	Ward	Precinct Votes	Mail Votes	Total Votes
COVENTRY	604	24	4	2	328	3	331
	605		5	2	307	1	308
	606		6	2	331	5	336
	607		7	4	91	3	94
	608		8	5	208	3	211
	609		9	1	441	2	443
	610		10	2	140	1	141
	611	33	11	3	362	8	370
	612		12	1	386	8	394
Total Votes					2,594	34	2,628

**RI GENERAL ELECTION
November 5, 2002**

REPRESENTATIVE DISTRICT 28

Scott J. GUTHRIE - DEM.

Community	Precinct	Sen District	Vote District	Ward	Precinct Votes	Mail Votes	Total Votes
COVENTRY	604	24	4	2	325	1	326
	605		5	2	275	3	278
	606		6	2	339	6	345
	607		7	4	125	0	125
	608		8	5	166	2	168
	609		9	1	345	8	353
	610		10	2	231	2	233
	611	33	11	3	341	13	354
612	12		1	317	4	321	
Total Votes					2,464	39	2,503

REPRESENTATIVE DISTRICT 29

Stephen J. ANDERSON - DEM.

Community	Precinct	Sen District	Vote District	Ward	Precinct Votes	Mail Votes	Total Votes
COVENTRY	613	33	13	5	402	19	421
	614		14	4	591	14	605
	615		15	5	539	8	547
	616		16	5	348	12	360
	617		17	4	406	2	408
Total Votes					2,286	55	2,341
WEST GREENWICH	3701	34	1		378	7	385
	3702		2		485	5	490
Total Votes					863	12	875
Grand Total					3,149	67	3,216

REPRESENTATIVE DISTRICT 29

Joseph T. UNSWORTH - REP.

Community	Precinct	Sen District	Vote District	Ward	Precinct Votes	Mail Votes	Total Votes
COVENTRY	613	33	13	5	103	8	111
	614		14	4	146	2	148
	615		15	5	179	3	182
	616		16	5	264	6	270
	617		17	4	126	3	129
Total Votes					818	22	840
WEST GREENWICH	3701	34	1		349	7	356
	3702		2		354	7	361
Total Votes					703	14	717
Grand Total					1,521	36	1,557

**RI GENERAL ELECTION
November 5, 2002**

REPRESENTATIVE DISTRICT 30

Robert A. WATSON - REP.

Community	Precinct	Sen District	Vote District	Ward	Precinct Votes	Mail Votes	Total Votes
EAST GREENWICH	901	33	1		335	20	355
	902		2		607	20	627
	903	35	3		610	18	628
	904		4		817	45	862
	905		5		483	22	505
	906		6		361	19	380
	907		7		624	23	647
	908		8		474	25	499
Total Votes					4,311	192	4,503
WEST GREENWICH	3703	34	3		218	3	221
Total Votes					218	3	221
Grand Total					4,529	195	4,724

REPRESENTATIVE DISTRICT 31

Kenneth CARTER - DEM.

Community	Precinct	Sen District	Vote District	Ward	Precinct Votes	Mail Votes	Total Votes
EXETER	1101	34	1		573	18	591
Total Votes					573	18	591
NORTH KINGSTOWN	2301	35	1		483	12	495
	2302		2		575	21	596
	2303		3		691	29	720
	2304		4		607	22	629
	2305	36	5		629	22	651
Total Votes					2,985	106	3,091
Grand Total					3,558	124	3,682

REPRESENTATIVE DISTRICT 32

Melvoid J. BENSON - DEM.

Community	Precinct	Sen District	Vote District	Ward	Precinct Votes	Mail Votes	Total Votes
NORTH KINGSTOWN	2306	35	6		129	8	137
	2307	35	7		358	17	375
	2308	35	8		425	9	434
	2309	36	9		323	10	333
	2310	36	10		598	32	630
	2311	36	11		467	22	489
	2312	36	12		469	14	483
	Total Votes					2,769	112

**RI GENERAL ELECTION
November 5, 2002**

REPRESENTATIVE DISTRICT 32

Laurence W. EHRHARDT - REP.

Community	Precinct	Sen District	Vote District	Ward	Precinct Votes	Mail Votes	Total Votes
NORTH KINGSTOWN	2306	35	6		203	20	223
	2307	35	7		273	13	286
	2308	35	8		310	10	320
	2309	36	9		431	11	442
	2310	36	10		531	26	557
	2311	36	11		492	25	517
	2312	36	12		470	31	501
Total Votes					2,710	136	2,846

REPRESENTATIVE DISTRICT 33

Donald J. LALLY, JR. - DEM.

Community	Precinct	Sen District	Vote District	Ward	Precinct Votes	Mail Votes	Total Votes
NARRAGANSETT	2001	36	1		349	14	363
	2002		2		406	5	411
	2003		3		389	7	396
	2004		4		312	15	327
	2005		5		353	4	357
Total Votes					1,809	45	1,854
NORTH KINGSTOWN	2313	35	13		244	2	246
	2314	36	14		69	3	72
Total Votes					313	5	318
SOUTH KINGSTOWN	3201	37	1		414	15	429
					494	10	504
Total Votes					908	25	933
Grand Total					3,030	75	3,105

REPRESENTATIVE DISTRICT 33

Harriet E. POWELL - REP.

Community	Precinct	Sen District	Vote District	Ward	Precinct Votes	Mail Votes	Total Votes
NARRAGANSETT	2001	36	1		224	14	238
	2002		2		168	0	168
	2003		3		174	8	182
	2004		4		175	18	193
	2005		5		246	10	256
Total Votes					987	50	1,037
NORTH KINGSTOWN	2313	35	13		377	13	390
	2314	36	14		87	1	88
Total Votes					464	14	478
SOUTH KINGSTOWN	3201	37	1		353	19	372
					353	18	371
Total Votes					706	37	743
Grand Total					2,157	101	2,258

**RI GENERAL ELECTION
November 5, 2002**

REPRESENTATIVE DISTRICT 34

David A. CAPRIO - DEM.

Community	Precinct	Sen District	Vote District	Ward	Precinct Votes	Mail Votes	Total Votes
NARRAGANSETT	2006	36	6		500	31	531
	2007		7		435	21	456
	2008		8		495	19	514
	2009		9		580	36	616
	2010		10		382	26	408
	2011		11		455	33	488
Total Votes					2,847	166	3,013
SOUTH KINGSTOWN	3203	37	3		555	24	579
	3204		4		685	32	717
Total Votes					1,240	56	1,296
Grand Total					4,087	222	4,309

REPRESENTATIVE DISTRICT 35

John Patrick SHANLEY, JR. - DEM.

Community	Precinct	Sen District	Vote District	Ward	Precinct Votes	Mail Votes	Total Votes
SOUTH KINGSTOWN	3205	37	5		87	4	91
	3206		6		511	16	527
	3207		7		421	15	436
	3208		8		349	15	364
	3209		9		550	9	559
Total Votes					1,918	59	1,977

REPRESENTATIVE DISTRICT 35

Malcolm J. MacKENZIE - REP.

Community	Precinct	Sen District	Vote District	Ward	Precinct Votes	Mail Votes	Total Votes
SOUTH KINGSTOWN	3205	37	5		47	0	47
	3206		6		264	8	272
	3207		7		261	2	263
	3208		8		282	4	286
	3209		9		326	12	338
Total Votes					1,180	26	1,206

REPRESENTATIVE DISTRICT 35

Robert B. VOTAVA - IND.

Community	Precinct	Sen District	Vote District	Ward	Precinct Votes	Mail Votes	Total Votes
SOUTH KINGSTOWN	3205	37	5		23	0	23
	3206		6		136	3	139
	3207		7		106	4	110
	3208		8		65	1	66
	3209		9		105	3	108
Total Votes					435	11	446

**RI GENERAL ELECTION
November 5, 2002**

REPRESENTATIVE DISTRICT 36

Matthew J. McHUGH - DEM.

Community	Precinct	Sen District	Vote District	Ward	Precinct Votes	Mail Votes	Total Votes
CHARLESTOWN	501	34	1		185	4	189
	502	38	2		190	6	196
	503		3		278	2	280
	504		4		280	3	283
Total Votes				933	15	948	
NEW SHOREHAM	2201	37	1		442	79	521
Total Votes					442	79	521
SOUTH KINGSTOWN	3210	37	10		458	22	480
	3211		11		293	6	299
	3212		12		520	20	540
Total Votes				1,271	48	1,319	
WESTERLY	3601	38	1		252	5	257
Total Votes					252	5	257
Grand Total					2,898	147	3,045

REPRESENTATIVE DISTRICT 36

Matthew L. HOPKINS - REP.

Community	Precinct	Sen District	Vote District	Ward	Precinct Votes	Mail Votes	Total Votes
CHARLESTOWN	501	34	1		236	4	240
	502	38	2		217	10	227
	503		3		285	9	294
	504		4		396	10	406
Total Votes				1,134	33	1,167	
NEW SHOREHAM	2201	37	1		322	75	397
Total Votes					322	75	397
SOUTH KINGSTOWN	3210	37	10		351	18	369
	3211		11		284	7	291
	3212		12		402	16	418
Total Votes				1,037	41	1,078	
WESTERLY	3601	38	1		289	8	297
Total Votes					289	8	297
Grand Total					2,782	157	2,939

REPRESENTATIVE DISTRICT 37

Peter L. LEWISS - DEM.

Community	Precinct	Sen District	Vote District	Ward	Precinct Votes	Mail Votes	Total Votes
WESTERLY	3602	38	2		314	8	322
	3603		3		396	20	416
	3604		4		336	18	354
	3605		5		331	21	352
	3606		6		350	10	360
	3607		7		337	12	349
	3608		8		269	19	288
	3609		9		342	10	352
	3610		10		333	16	349
	Total Votes					3,008	134

**RI GENERAL ELECTION
November 5, 2002**

REPRESENTATIVE DISTRICT 37

Mary Lou WALTER - REP.

Community	Precinct	Sen District	Vote District	Ward	Precinct Votes	Mail Votes	Total Votes
WESTERLY	3602	38	2		281	7	288
	3603		3		278	19	297
	3604		4		273	28	301
	3605		5		279	15	294
	3606		6		187	7	194
	3607		7		176	7	183
	3608		8		138	7	145
	3609		9		169	5	174
	3610		10		213	11	224
Total Votes					1,994	106	2,100

REPRESENTATIVE DISTRICT 38

Brian Patrick KENNEDY - DEM.

Community	Precinct	Sen District	Vote District	Ward	Precinct Votes	Mail Votes	Total Votes
HOPKINTON	1401	34	1		486	10	496
	1402		2		446	5	451
	1403		3		528	8	536
Total Votes				1,460	23	1,483	
WESTERLY	3611	38	11		291	13	304
	3612		12		216	4	220
	3613		13		366	13	379
	3614		14		171	0	171
Total Votes				1,044	30	1,074	
Grand Total					2,504	53	2,557

REPRESENTATIVE DISTRICT 38

Amanda A. DOESCHER - REP.

Community	Precinct	Sen District	Vote District	Ward	Precinct Votes	Mail Votes	Total Votes
HOPKINTON	1401	34	1		235	6	241
	1402		2		301	3	304
	1403		3		305	9	314
Total Votes				841	18	859	
WESTERLY	3611	38	11		116	1	117
	3612		12		120	5	125
	3613		13		224	3	227
	3614		14		119	0	119
Total Votes				579	9	588	
Grand Total					1,420	27	1,447

**RI GENERAL ELECTION
November 5, 2002**

REPRESENTATIVE DISTRICT 39

Joseph H. SCOTT - REP.

Community	Precinct	Sen District	Vote District	Ward	Precinct Votes	Mail Votes	Total Votes
CHARLESTOWN	505	34	5		97	2	99
	506	38	6		241	3	244
	507		7		282	5	287
Total Votes					620	10	630
EXETER	1102	34	2		508	13	521
	1103		3		602	13	615
Total Votes					1,110	26	1,136
RICHMOND	2901	34	1		277	2	279
	2902		2		416	5	421
	2903		3		612	9	621
	2904		4		505	7	512
Total Votes				1,810	23	1,833	
Grand Total					3,540	59	3,599

REPRESENTATIVE DISTRICT 40

Nicholas GORHAM - REP.

Community	Precinct	Sen District	Vote District	Ward	Precinct Votes	Mail Votes	Total Votes
COVENTRY	618	24	18	1	471	12	483
	619	33	19	1	173	9	182
Total Votes					644	21	665
FOSTER	1201	24	1		579	14	593
	1202		2		507	18	525
Total Votes					1,086	32	1,118
GLOCESTER	1301	23	1		460	18	478
	1302		2		462	8	470
	1303		3		469	11	480
Total Votes				1,391	37	1,428	
Grand Total					3,121	90	3,211

REPRESENTATIVE DISTRICT 40

Colette J. MATARESE - DEM.

Community	Precinct	Sen District	Vote District	Ward	Precinct Votes	Mail Votes	Total Votes
COVENTRY	618	24	18	1	183	2	185
	619	33	19	1	66	5	71
Total Votes					249	7	256
FOSTER	1201	24	1		341	14	355
	1202		2		309	9	318
Total Votes					650	23	673
GLOCESTER	1301	23	1		320	10	330
	1302		2		353	4	357
	1303		3		276	7	283
Total Votes				949	21	970	
Grand Total					1,848	51	1,899

**RI GENERAL ELECTION
November 5, 2002**

REPRESENTATIVE DISTRICT 41

Carol A. MUMFORD - REP.

Community	Precinct	Sen District	Vote District	Ward	Precinct Votes	Mail Votes	Total Votes
CRANSTON	746	26	46	5	274	9	283
	747		47	4	435	6	441
	748		48	4	297	9	306
Total Votes					1,006	24	1,030
SCITUATE	3001	24	1		716	33	749
	3002		2		576	17	593
	3003		3		778	37	815
	3004		4		813	30	843
	3005		5		675	15	690
Total Votes					3,558	132	3,690
Grand Total					4,564	156	4,720

REPRESENTATIVE DISTRICT 42

Mary CERRA - DEM.

Community	Precinct	Sen District	Vote District	Ward	Precinct Votes	Mail Votes	Total Votes
CRANSTON	749	26	49	5	477	7	484
	750		50	5	573	12	585
Total Votes					1,050	19	1,069
JOHNSTON	1603	25	3	1	379	12	391
	1604		4	2	83	3	86
	1605		5	2	490	50	540
	1606		6	5	613	7	620
	1607		7	1	399	25	424
	1608		8	1	573	15	588
Total Votes					2,537	112	2,649
Grand Total					3,587	131	3,718

REPRESENTATIVE DISTRICT 43

Joseph J. VOCCOLA - DEM.

Community	Precinct	Sen District	Vote District	Ward	Precinct Votes	Mail Votes	Total Votes
JOHNSTON	1609	25	9	2	161	4	165
	1610		10	4	499	9	508
	1611		11	5	464	13	477
	1612		12	3	432	16	448
	1613		13	3	640	13	653
	1614		14	4	565	10	575
	1615		15	4	456	10	466
	1616		16	2	58	3	61
	1617		17	3	431	15	446
Total Votes					3,706	93	3,799

**RI GENERAL ELECTION
November 5, 2002**

REPRESENTATIVE DISTRICT 44

Peter John PETRARCA - DEM.

Community	Precinct	Sen District	Vote District	Ward	Precinct Votes	Mail Votes	Total Votes
JOHNSTON	1618	25	18	5	651	15	666
Total Votes					651	15	666
LINCOLN	1701	7	1	3	464	5	469
	1702		2	3	553	21	574
Total Votes					1,017	26	1,043
SMITHFIELD	3101	22	1		396	7	403
	3102		2		492	12	504
	3103		3		364	7	371
	3104		4		516	13	529
	3105		5		342	39	381
Total Votes					2,110	78	2,188
Grand Total					3,778	119	3,897

REPRESENTATIVE DISTRICT 44

Gloria P. NERNEY - REP.

Community	Precinct	Sen District	Vote District	Ward	Precinct Votes	Mail Votes	Total Votes
JOHNSTON	1618	25	18	5	284	10	294
Total Votes					284	10	294
LINCOLN	1701	7	1	3	195	4	199
	1702		2	3	229	7	236
Total Votes					424	11	435
SMITHFIELD	3101	22	1		248	6	254
	3102		2		320	4	324
	3103		3		228	14	242
	3104		4		281	5	286
	3105		5		254	18	272
Total Votes					1,331	47	1,378
Grand Total					2,039	68	2,107

REPRESENTATIVE DISTRICT 45

Rene R. MENARD - DEM.

Community	Precinct	Sen District	Vote District	Ward	Precinct Votes	Mail Votes	Total Votes
CUMBERLAND	801	20	1	5	455	11	466
	802		2	5	438	7	445
	803		3	5	362	3	365
	804		4	5	281	2	283
Total Votes							
LINCOLN	1703	19	3	5	244	4	248
	1704		4	4	114	3	117
	1705		5	5	729	22	751
	1706		6	4	514	12	526
	1707		7	3	50	2	52
Total Votes							
Grand Total					3,187	66	3,253

**RI GENERAL ELECTION
November 5, 2002**

REPRESENTATIVE DISTRICT 46

William J. McMANUS - IND.

Community	Precinct	Sen District	Vote District	Ward	Precinct Votes	Mail Votes	Total Votes
LINCOLN	1708	7	8	4	396	15	411
	1709	17	9	1	281	9	290
	1710		10	1	485	17	502
	1711		11	1	302	12	314
	1712		12	2	229	8	237
	1713		13	3	198	8	206
	1714	19	14	4	128	0	128
	1715		15	2	603	16	619
	1716		16	2	155	3	158
Total Votes					2,777	88	2,865
PAWTUCKET	2601	16	1	6	19	0	19
	2602	17	2	6	123	2	125
Total Votes					142	2	144
Grand Total					2,919	90	3,009

REPRESENTATIVE DISTRICT 46

John Douglas BARR, II - DEM.

Community	Precinct	Sen District	Vote District	Ward	Precinct Votes	Mail Votes	Total Votes
LINCOLN	1708	7	8	4	203	3	206
	1709	17	9	1	225	3	228
	1710		10	1	218	7	225
	1711		11	1	146	1	147
	1712		12	2	168	5	173
	1713		13	3	157	0	157
	1714	19	14	4	119	0	119
	1715		15	2	317	4	321
	1716		16	2	153	1	154
Total Votes					1,706	24	1,730
PAWTUCKET	2601	16	1	6	55	1	56
	2602	17	2	6	239	2	241
Total Votes					294	3	297
Grand Total					2,000	27	2,027

REPRESENTATIVE DISTRICT 47

Richard A. AUBIN - DEM.

Community	Precinct	Sen District	Vote District	Ward	Precinct Votes	Mail Votes	Total Votes
BURRELLVILLE	301	23	1		439	17	456
	302		2		382	33	415
	303		3		362	11	373
	304		4		363	6	369
	305		5		365	5	370
Total Votes					1,911	72	1,983
GLOCESTER	1304	23	4		92	0	92
Total Votes					92	0	92
Grand Total					2,003	72	2,075

**RI GENERAL ELECTION
November 5, 2002**

REPRESENTATIVE DISTRICT 47

Jason P. Brown - REP.

Community	Precinct	Sen District	Vote District	Ward	Precinct Votes	Mail Votes	Total Votes
BURRILLVILLE	301	23	1		299	10	309
	302		2		308	22	330
	303		3		406	8	414
	304		4		201	2	203
	305		5		403	3	406
Total Votes					1,617	45	1,662
GLOCESTER	1304	23	4		111	3	114
Total Votes					111	3	114
Grand Total					1,728	48	1,776

REPRESENTATIVE DISTRICT 48

Robert B. LOWE - DEM.

Community	Precinct	Sen District	Vote District	Ward	Precinct Votes	Mail Votes	Total Votes	
BURRILLVILLE	306	23	6		378	4	382	
Total Votes					378	4	382	
NORTH SMITHFIELD	2501	21	1		306	43	349	
	2502		22	2		386	2	388
	2503		3		486	5	491	
	2504		4		413	5	418	
	2505	23	5		232	1	233	
	2506		6		362	5	367	
Total Votes					2,185	61	2,246	
Grand Total					2,563	65	2,628	

REPRESENTATIVE DISTRICT 48

Paul H. LAPRADE - REP.

Community	Precinct	Sen District	Vote District	Ward	Precinct Votes	Mail Votes	Total Votes	
BURRILLVILLE	306	23	6		440	4	444	
Total Votes					440	4	444	
NORTH SMITHFIELD	2501	21	1		246	18	264	
	2502		22	2		408	9	417
	2503		3		435	6	441	
	2504		4		402	2	404	
	2505	23	5		226	5	231	
	2506		6		364	9	373	
Total Votes					2,081	49	2,130	
Grand Total					2,521	53	2,574	

**RI GENERAL ELECTION
November 5, 2002**

REPRESENTATIVE DISTRICT 49

David E. LAROCHE - DEM.

Community	Precinct	Sen District	Vote District	Ward	Precinct Votes	Mail Votes	Total Votes
WOONSOCKET	3901	20	1		257	1	258
	3902	21	2		301	2	303
	3903		3		323	8	331
	3904		4		423	15	438
	3905		5		256	8	264
Total Votes					1,560	34	1,594

REPRESENTATIVE DISTRICT 49

Roger G. JALETTE, SR. - IND.

Community	Precinct	Sen District	Vote District	Ward	Precinct Votes	Mail Votes	Total Votes
WOONSOCKET	3901	20	1		195	1	196
	3902	21	2		125	1	126
	3903		3		201	3	204
	3904		4		215	10	225
	3905		5		125	4	129
Total Votes					861	19	880

REPRESENTATIVE DISTRICT 50

Todd R. BRIEN - DEM.

Community	Precinct	Sen District	Vote District	Ward	Precinct Votes	Mail Votes	Total Votes
WOONSOCKET	3906	20	6		237	6	243
	3907	21	7		244	5	249
	3908		8		411	7	418
	3909		9		572	4	576
	3910		10		563	3	566
	3911		11		497	30	527
Total Votes					2,524	55	2,579

REPRESENTATIVE DISTRICT 51

Roger A. PICARD - DEM.

Community	Precinct	Sen District	Vote District	Ward	Precinct Votes	Mail Votes	Total Votes
WOONSOCKET	3912	20	12		589	5	594
	3913		13		606	9	615
	3914		14		654	10	664
	3915		15		407	4	411
	3916		16		490	4	494
Total Votes					2,746	32	2,778

**RI GENERAL ELECTION
November 5, 2002**

REPRESENTATIVE DISTRICT 52

Donald O. REILLY, JR. - DEM.

Community	Precinct	Sen District	Vote District	Ward	Precinct Votes	Mail Votes	Total Votes
CUMBERLAND	805	19	5	2	469	7	476
	806		6	3	428	10	438
	807		7	3	447	8	455
	808		8	3	369	7	376
	809		9	4	341	7	348
	810		10	4	307	30	337
	811	20	11	4	391	7	398
812	12		4	285	5	290	
Total Votes					3,037	81	3,118

REPRESENTATIVE DISTRICT 52

Richard W. SINGLETON - REP.

Community	Precinct	Sen District	Vote District	Ward	Precinct Votes	Mail Votes	Total Votes
CUMBERLAND	805	19	5	2	223	1	224
	806		6	3	303	12	315
	807		7	3	369	8	377
	808		8	3	359	17	376
	809		9	4	507	11	518
	810		10	4	393	20	413
	811	20	11	4	309	6	315
812	12		4	289	6	295	
Total Votes					2,752	81	2,833

REPRESENTATIVE DISTRICT 53

Thomas J. WINFIELD - DEM.

Community	Precinct	Sen District	Vote District	Ward	Precinct Votes	Mail Votes	Total Votes
GLOCESTER	1305	23	5		434	13	447
Total Votes						434	13
SMITHFIELD	3106	22	6		590	12	602
	3107		7		494	34	528
	3108		8		324	6	330
	3109		9		563	55	618
	3110		10		278	10	288
Total Votes					2,249	117	2,366
Grand Total					2,683	130	2,813

**RI GENERAL ELECTION
November 5, 2002**

REPRESENTATIVE DISTRICT 53

Richard J. MANDEVILLE - REP.

Community	Precinct	Sen District	Vote District	Ward	Precinct Votes	Mail Votes	Total Votes
GLOCESTER	1305	23	5		320	2	322
Total Votes					320	2	322
SMITHFIELD	3106	22	6		343	7	350
	3107		7		300	20	320
	3108		8		275	11	286
	3109		9		293	21	314
	3110		10		186	6	192
Total Votes					1,397	65	1,462
Grand Total					1,717	67	1,784

REPRESENTATIVE DISTRICT 54

Gregory J. SCHADONE - DEM.

Community	Precinct	Sen District	Vote District	Ward	Precinct Votes	Mail Votes	Total Votes
NORTH PROVIDENCE	2403	7	3	1	460	15	475
	2404		4	1	534	17	551
	2405		5	1	434	9	443
	2406		6	1	735	9	744
	2407		7	3	517	14	531
	2408		8	3	488	9	497
	2409		9	1	181	22	203
Total Votes					3,349	95	3,444

REPRESENTATIVE DISTRICT 54

Barry SCHILLER - REP.

Community	Precinct	Sen District	Vote District	Ward	Precinct Votes	Mail Votes	Total Votes
NORTH PROVIDENCE	2403	7	3	1	121	1	122
	2404		4	1	264	4	268
	2405		5	1	87	3	90
	2406		6	1	244	4	248
	2407		7	3	204	3	207
	2408		8	3	197	2	199
	2409		9	1	88	8	96
Total Votes					1,205	25	1,230

**RI GENERAL ELECTION
November 5, 2002**

REPRESENTATIVE DISTRICT 55

Arthur J. CORVESE - DEM.

Community	Precinct	Sen District	Vote District	Ward	Precinct Votes	Mail Votes	Total Votes
NORTH PROVIDENCE	2410	7	10	1	593	5	598
	2411		11	2	383	5	388
	2412		12	2	614	14	628
	2413		13	3	423	20	443
	2414	17	14	2	660	19	679
	2415		15	2	520	5	525
	2416		16	2	414	3	417
	2417		17	2	581	17	598
Total Votes					4,188	88	4,276

REPRESENTATIVE DISTRICT 56

Joseph L. FARIA - DEM.

Community	Precinct	Sen District	Vote District	Ward	Precinct Votes	Mail Votes	Total Votes
CENTRAL FALLS	401	16	1	1	324	5	329
	402		2	2	149	16	165
	403		3	3	397	13	410
	404		4	4	379	1	380
	405		5	5	138	2	140
Total Votes					1,387	37	1,424

REPRESENTATIVE DISTRICT 57

Joseph P. MORAN, III - DEM.

Community	Precinct	Sen District	Vote District	Ward	Precinct Votes	Mail Votes	Total Votes
CENTRAL FALLS	406	57	16	6	249	20	269
	407		16	7	91	2	93
	408		16	8	242	2	244
Total Votes					582	24	606
CUMBERLAND	813	57	16	13	260	3	263
	814		16	14	301	3	304
	815		19	15	359	2	361
	816		19	16	313	6	319
	817		19	17	606	7	613
	818		19	18	442	6	448
Total Votes					2,281	27	2,308
Grand Total					2,863	51	2,914

**RI GENERAL ELECTION
November 5, 2002**

REPRESENTATIVE DISTRICT 58

William SAN BENTO, JR. - DEM.

Community	Precinct	Sen District	Vote District	Ward	Precinct Votes	Mail Votes	Total Votes
NORTH PROVIDENCE	2418	17	18	2	144	2	146
Total Votes					144	2	146
PAWTUCKET	2603	16	3	5	161	1	162
	2604		4	6	124	7	131
	2605	17	5	5	319	3	322
	2606		6	6	500	3	503
	2607		7		588	22	610
Total Votes					1,692	36	1,728
Grand Total					1,836	38	1,874

REPRESENTATIVE DISTRICT 59

John B. HARWOOD - DEM.

Community	Precinct	Sen District	Vote District	Ward	Precinct Votes	Mail Votes	Total Votes
PAWTUCKET	2608	15	8	4	242	15	257
	2609		9	4	208	3	211
	2610		10	6	20	0	20
	2611		11	5	338	11	349
	2612		12	5	228	11	239
	2613	16	13	6	229	14	243
	2614	17	14	4	15	0	15
	2615		15	5	54	0	54
Total Votes					1,334	54	1,388

REPRESENTATIVE DISTRICT 60

Elaine A. CODERRE - DEM.

Community	Precinct	Sen District	Vote District	Ward	Precinct Votes	Mail Votes	Total Votes
PAWTUCKET	2616	8	16	1	573	15	588
	2617		17	2	217	7	224
	2618	15	18	1	430	11	441
	2619		19	2	303	6	309
	2620		20	4	349	10	359
Total Votes					1,872	49	1,921

**RI GENERAL ELECTION
November 5, 2002**

REPRESENTATIVE DISTRICT 61

Peter F. KILMARTIN - DEM.

Community	Precinct	Sen District	Vote District	Ward	Precinct Votes	Mail Votes	Total Votes
PAWTUCKET	2621	8	21	1	619	16	635
	2622		22	1	524	20	544
	2623		23	2	590	9	599
	2624		24	2	470	13	483
	2625		25	2	629	9	638
	2626		26	3	809	17	826
Total Votes					3,641	84	3,725

REPRESENTATIVE DISTRICT 62

Elizabeth M. DENNIGAN - DEM.

Community	Precinct	Sen District	Vote District	Ward	Precinct Votes	Mail Votes	Total Votes
EAST PROVIDENCE	1003	8	3	1	204	5	209
	1004	14	4	1	613	11	624
Total Votes					817	16	833
PAWTUCKET	2627	8	27	3	675	21	696
	2628	15	28	3	590	17	607
	2629		29	3	468	23	491
	2630		30	4	389	4	393
	2631		31	4	435	29	464
Total Votes					2,557	94	2,651
Grand Total					3,374	110	3,484

REPRESENTATIVE DISTRICT 62

Paul A. DINSMORE - REP.

Community	Precinct	Sen District	Vote District	Ward	Precinct Votes	Mail Votes	Total Votes
EAST PROVIDENCE	1003	8	3	1	45	0	45
	1004	14	4	1	111	4	115
Total Votes					156	4	160
PAWTUCKET	2627	8	27	3	101	4	105
	2628	15	28	3	93	4	97
	2629		29	3	77	4	81
	2630		30	4	73	1	74
	2631		31	4	77	5	82
Total Votes					421	18	439
Grand Total					577	22	599

**RI GENERAL ELECTION
November 5, 2002**

REPRESENTATIVE DISTRICT 63

Henry C. ROSE - DEM.

Community	Precinct	Sen District	Vote District	Ward	Precinct Votes	Mail Votes	Total Votes
EAST PROVIDENCE	1005	8	5	1	490	8	498
	1006	14	6	1	614	27	641
	1007	18	7	1	338	6	344
	1008		8	2	110	6	116
	1009		9	3	719	59	778
	1010		10	3	541	12	553
	1011		11	3	507	40	547
Total Votes					3,319	158	3,477
PAWTUCKET	2632	8	32	3	251	28	279
Total Votes					251	28	279
Grand Total					3,570	186	3,756

REPRESENTATIVE DISTRICT 64

Brian G. COOGAN - DEM.

Community	Precinct	Sen District	Vote District	Ward	Precinct Votes	Mail Votes	Total Votes
EAST PROVIDENCE	1012	14	12	1	310	7	317
	1013		13	1	513	26	539
	1014		14	2	616	17	633
	1015		15	2	449	20	469
	1016		16	2	489	13	502
	1017	18	17	2	117	18	135
	1018		18	3	327	11	338
Total Votes					2,821	112	2,933

REPRESENTATIVE DISTRICT 65

John A. SAVAGE - REP.

Community	Precinct	Sen District	Vote District	Ward	Precinct Votes	Mail Votes	Total Votes
EAST PROVIDENCE	1019	18	19	3	162	6	168
	1020		20	3	365	8	373
	1021		21	4	522	23	545
	1022		22	4	629	31	660
	1023		23	4	823	26	849
	1024		24	4	562	13	575
	1025		25	4	642	12	654
	Total Votes					3,705	119

**RI GENERAL ELECTION
November 5, 2002**

REPRESENTATIVE DISTRICT 66

Susan A. STORY - REP.

Community	Precinct	Sen District	Vote District	Ward	Precinct Votes	Mail Votes	Total Votes
BARRINGTON	101	9	1		671	15	686
	102		2		531	11	542
	103		3		692	24	716
	104		4		731	25	756
	105		5		875	30	905
	106		6		911	44	955
Total Votes					4,411	149	4,560
EAST PROVIDENCE	1026	18	26	4	242	6	248
Total Votes					242	6	248
Grand Total					4,653	155	4,808

REPRESENTATIVE DISTRICT 67

Jan MALIK - DEM.

Community	Precinct	Sen District	Vote District	Ward	Precinct Votes	Mail Votes	Total Votes
BARRINGTON	107	9	7		557	17	574
	108		8		606	14	620
Total Votes					1,163	31	1,194
WARREN	3401	10	1		430	12	442
	3402		2		552	18	570
	3403		3		549	41	590
	3404		4		714	24	738
Total Votes				2,245	95	2,340	
Grand Total					3,408	126	3,534

REPRESENTATIVE DISTRICT 68

Fausto C. ANGUILLA - DEM.

Community	Precinct	Sen District	Vote District	Ward	Precinct Votes	Mail Votes	Total Votes
BRISTOL	201	9	1		438	19	457
	202		2		491	19	510
	203		3		568	43	611
	204		4		279	9	288
	205	10	5		238	9	247
	206	11	6		455	18	473
	207	7	133		2	135	
Total Votes				2,602	119	2,721	
WARREN	3405	10	5		253	22	275
Total Votes					253	22	275
Grand Total					2,855	141	2,996

**RI GENERAL ELECTION
November 5, 2002**

REPRESENTATIVE DISTRICT 68

Robert S. HAMEL - REP.

Community	Precinct	Sen District	Vote District	Ward	Precinct Votes	Mail Votes	Total Votes
BRISTOL	201	9	1		365	12	377
	202		2		350	17	367
	203		3		230	21	251
	204		4		123	5	128
	205	10	5		186	7	193
	206	11	6		316	8	324
	207		7		111	1	112
Total Votes					1,681	71	1,752
WARREN	3405	10	5		355	14	369
Total Votes					355	14	369
Grand Total					2,036	85	2,121

REPRESENTATIVE DISTRICT 69

Raymond E. GALLISON, JR. - DEM.

Community	Precinct	Sen District	Vote District	Ward	Precinct Votes	Mail Votes	Total Votes
BRISTOL	208	9	8		267	7	274
	209	10	9		575	48	623
	210	11	10		345	13	358
	211	11	11		515	20	535
Total Votes					1,702	88	1,790
PORTSMOUTH	2701	11	1		33	1	34
	2702	11	2		174	6	180
	2703	11	3		254	12	266
Total Votes					461	19	480
Grand Total					2,163	107	2,270

REPRESENTATIVE DISTRICT 69

Joyce M. BRYANT - REP.

Community	Precinct	Sen District	Vote District	Ward	Precinct Votes	Mail Votes	Total Votes
BRISTOL	208	9	8		105	2	107
	209	10	9		245	29	274
	210	11	10		161	5	166
	211	11	11		193	5	198
Total Votes					704	41	745
PORTSMOUTH	2701	11	1		56	7	63
	2702	11	2		287	12	299
	2703	11	3		309	15	324
Total Votes					652	34	686
Grand Total					1,356	75	1,431

**RI GENERAL ELECTION
November 5, 2002**

REPRESENTATIVE DISTRICT 70

Joseph N. AMARAL - REP.

Community	Precinct	Sen District	Vote District	Ward	Precinct Votes	Mail Votes	Total Votes
PORTSMOUTH	2704	11	4		370	16	386
	2705		5		375	24	399
Total Votes					745	40	785
TIVERTON	3301	10	1		740	21	761
	3302		2		357	4	361
	3303		3		516	9	525
	3304		4		624	14	638
	3305		5		485	19	504
Total Votes				2,722	67	2,789	
Grand Total					3,467	107	3,574

REPRESENTATIVE DISTRICT 71

William ENOS - DEM.

Community	Precinct	Sen District	Vote District	Ward	Precinct Votes	Mail Votes	Total Votes
LITTLE COMPTON	1801	12	1		469	34	503
	1802		2		399	23	422
Total Votes					868	57	925
PORTSMOUTH	2706	11	6		417	13	430
	2707		7		333	22	355
	2708		8		281	11	292
Total Votes							
TIVERTON	3306	10	6		161	1	162
	3307	12	7		277	4	281
	3308	8	572		11	583	
Total Votes				2,041	62	2,103	
Grand Total					2,909	119	3,028

REPRESENTATIVE DISTRICT 71

Joan B. QUICK - REP.

Community	Precinct	Sen District	Vote District	Ward	Precinct Votes	Mail Votes	Total Votes
LITTLE COMPTON	1801	12	1		390	34	424
	1802		2		394	22	416
Total Votes					784	56	840
PORTSMOUTH	2706	11	6		306	17	323
	2707		7		388	30	418
	2708		8		237	17	254
Total Votes				931	64	995	
TIVERTON	3306	10	6		71	0	71
	3307	12	7		142	1	143
	3308	8	293		3	296	
Total Votes				506	4	510	
Grand Total					2,221	124	2,345

**RI GENERAL ELECTION
November 5, 2002**

REPRESENTATIVE DISTRICT 72

Christine H. CALLAHAN - REP.

Community	Precinct	Sen District	Vote District	Ward	Precinct Votes	Mail Votes	Total Votes
MIDDLETOWN	1901	12	1		462	26	488
	1902		2		519	27	546
	1903		3		347	24	371
	1904		4		428	35	463
Total Votes				1,756	112	1,868	
NEWPORT	2101	12	1	3	191	5	196
Total Votes					191	5	196
PORTSMOUTH	2709	11	9		315	8	323
	2710		10		440	29	469
	2711		11		307	18	325
	2712		12		433	22	455
Total Votes				1,495	77	1,572	
Grand Total					3,442	194	3,636

REPRESENTATIVE DISTRICT 72

John H. MAHER - DEM.

Community	Precinct	Sen District	Vote District	Ward	Precinct Votes	Mail Votes	Total Votes
MIDDLETOWN	1901	12	1		199	10	209
	1902		2		263	8	271
	1903		3		165	21	186
	1904		4		251	5	256
Total Votes				878	44	922	
NEWPORT	2101	12	1	3	91	4	95
Total Votes					91	4	95
PORTSMOUTH	2709	11	9		281	12	293
	2710		10		257	5	262
	2711		11		231	14	245
	2712		12		249	9	258
Total Votes				1,018	40	1,058	
Grand Total					1,987	88	2,075

REPRESENTATIVE DISTRICT 73

Maxine Bradford SHAVERS - DEM.

Community	Precinct	Sen District	Vote District	Ward	Precinct Votes	Mail Votes	Total Votes
MIDDLETOWN	1905	12	5		126	1	127
Total Votes					126	1	127
NEWPORT	2102	12	2	2	421	10	431
	2103	13	3	2	174	8	182
	2104		4	2	257	10	267
	2105		5	2	306	6	312
	2106		6	1	579	10	589
	2107	7	1	128	2	130	
Total Votes					1,865	46	1,911
Grand Total					1,991	47	2,038

**RI GENERAL ELECTION
November 5, 2002**

REPRESENTATIVE DISTRICT 74

Bruce J. LONG - REP.

Community	Precinct	Sen District	Vote District	Ward	Precinct Votes	Mail Votes	Total Votes
JAMESTOWN	1501	13	1		368	25	393
	1502		2		368	17	385
	1503		3		421	24	445
Total Votes				1,157	66	1,223	
MIDDLETOWN	1906	12	6		553	34	587
	1907		7		345	18	363
	1908		8		604	28	632
Total Votes				1,502	80	1,582	
Grand Total					2,659	146	2,805

REPRESENTATIVE DISTRICT 74

William H. MURPHY - DEM.

Community	Precinct	Sen District	Vote District	Ward	Precinct Votes	Mail Votes	Total Votes
JAMESTOWN	1501	13	1		532	33	565
	1502		2		459	28	487
	1503		3		523	11	534
Total Votes				1,514	72	1,586	
MIDDLETOWN	1906	12	6		227	15	242
	1907		7		172	9	181
	1908		8		278	8	286
Total Votes				677	32	709	
Grand Total					2,191	104	2,295

REPRESENTATIVE DISTRICT 75

Paul W. CROWLEY - DEM.

Community	Precinct	Sen District	Vote District	Ward	Precinct Votes	Mail Votes	Total Votes
NEWPORT	2108	13	8	1	218	10	228
	2109		9	3	215	17	232
	2110		10	3	274	23	297
	2111		11	3	302	14	316
	2112		12	4	286	13	299
	2113		13	4	334	13	347
	2114		14	4	342	11	353
Grand Total					1,971	101	2,072

REPRESENTATIVE DISTRICT 75

Anthony G. SPIRATOS - REP.

Community	Precinct	Sen District	Vote District	Ward	Precinct Votes	Mail Votes	Total Votes
NEWPORT	2108	13	8	1	188	16	204
	2109		9	3	211	8	219
	2110		10	3	317	25	342
	2111		11	3	252	12	264
	2112		12	4	202	16	218
	2113		13	4	322	17	339
	2114		14	4	328	23	351
Total Votes					1,820	117	1,937

**RI GENERAL ELECTION
November 5, 2002**

WRITE-IN VOTES FOR FEDERAL and STATE CANDIDATES

RI GENERAL ELECTION
November 5, 2002

WRITE-IN VOTES FOR FEDERAL AND STATE CANDIDATES

CONTEST	NAME	VOTES
US SENATE	ADAMO, CHRISTOPHER	1
	AINSWORTH, EDWARD	1
	ANYONE BUT REED	1
	BATTING, ROBERT D.	1
	BAYUK, BRUCE	1
	BINLADEN, OSAMA	1
	BOLAND, ROBERT	1
	BYRON, ROBERT	1
	CHERRY, ADRIAN	1
	CIANCI, BUDDY	2
	CIMINI, TARA	1
	CONLEY, SERENA	2
	CONTI, PEGGY	1
	COYNE, JARROD	1
	CROSBY, JOE	1
	DAFFY DUCK	1
	DiPETRILLO, C.	1
	DONALD DUCK	1
	DONLEY, TAMMY	1
	DRIVER, RODNEY	3
	DUCK, JOHN	1
	DYSON, JOE	1
	ELLIS, TAYLOR	1
	ESTRELLA, ANTHONY	1
	FELICETTI, DEAN	1
	GARDELLA, STEVE	1
	GEOGAN, CHRISTOPHER	1
	GERRITT, GREG	2
	GOMES, DIVID	1
	GRECO, RALPH	1
	GREEN PARTY	1
	HARWOOD, JOHN B.	1
	HAWKINS, BILL	1
	HEALEY, ROBERT	3
	HONEY, DAVID	1
	HULMES JR., JOHN A.	1
	JACKSON, SAM L.	1
	JOHNSON, JEFF	1
	JONES, WINTER	1
	KENNEDY, PATRICK	1
	KOMBERG, JASON	1
	LANZI, BEA	1
	LEFFERS, JOHN	1
LIMA, DAMON P.	1	
LINK, NORM	1	
LOVE, EUGENE J.	1	
MACHTLEY, RONALD	2	
MARTIN, BILL	1	
MARTINEZ, PEDRO	1	
McARTHUR, MITCH	1	

RI GENERAL ELECTION
November 5, 2002

WRITE-IN VOTES FOR FEDERAL AND STATE CANDIDATES

CONTEST	NAME	VOTES
US SENATE (cont'd)	McCAIN, JOHN	1
	MENARD	1
	MICKEY MOUSE	1
	MR. COFFEY	1
	MUTTER, STEVEN V.	1
	NEITHER	1
	NONE OF THE ABOVE	1
	NONE OF THEM	1
	NOTTE III, JOHN	1
	OSTRANDER, JOHN R.	1
	PASCETTA, RUSSELL	1
	PINE, JEFF	1
	PROTO, MICHAEL	1
	RAPTAKIS, LEO	1
	REED, JACK	3
	REED, JOHN	4
	RICCI, ANTHONY	11
	RICHARDSON IV, WALTER	1
	ROGERS, DAVE	1
	ROO, CHARLTON	1
	ROSIE	1
	RUSSO, RONALD	1
	SEVENAIR, PETER	1
	SHEEHAN	1
	SMITH, DAVE	1
	SMITH, LORI	1
	SNOW, STEVEN E.	1
	STOP THE WAR	1
	THOMAS, JOHN	1
	TRICKOULIS, PETER	1
	VAN DYKE, DAVID	1
	VENTRESCA, CHRISTINE	1
	VENTRESCA, RODNEY	1
	VIOLET, ARLENE	2
	WATSON, ROBERT A.	1
WHITEHOUSE, SHELDON	1	
WINSLOW, JEN	1	
YORK, JAMES A.	1	
US CONGRESS - DISTRICT 1	ABBRUZZI, CHRIS	1
	AFFIGNE, TONY	1
	AINSWORTH, EDWARD	1
	AIROZO, PAUL	1
	ALLEN, MARY	1
	ANYBODY BUT	1
	BARBATO, RAY	1
	BARBOUR, SHIRLEY	2
	BATTLES, MIKE	1
	BAYUK, BRUCE	6
	BUALL, BRUCE	1

RI GENERAL ELECTION
November 5, 2002

WRITE-IN VOTES FOR FEDERAL AND STATE CANDIDATES

CONTEST	NAME	VOTES
US CONGRESS - DISTRICT 1 (cont'd)	BURT, NICK	1
	CAMERON, DOUGLAS	1
	CARO, KRISTIN	1
	CARTER, JIMMY	2
	CELONA, JOHN	1
	CHAFFEE, LINCOLN	1
	CLARKE JR., WALTER B.	1
	CLINTON, BUDDY	1
	D'ANGELIS, MATT	1
	DERRING, JONAH	1
	DRIVER, ROD	1
	ELBY, CHRISTINA	1
	ESTRELLA, ANTHONY	1
	FOLEX, NICHOLAS	1
	FERGUSON, CHRISTINE	6
	FURGUSON, CHRISTIN	1
	GRANT, DELOIS	1
	HARDY, ART	1
	HEALEY, ROBERT J.	1
	KENLER, SHANDELL	1
	KENNEDY, PATRICK	1
	KERN, EDWARD	1
	KING, STEVEN	1
	LABELLO, PETER	1
	LAGENSPIDER, MAX	1
	LAPINES, HARVEY	1
	LANGEVIN, JAMES	2
	LAPIDIZ, HARVEY	3
	LAROSE, KEITH	1
	MARTINELLI, DAVID	2
	McGUIRK, JAMES RICHARD	1
	McKEE, TIMOTHY	1
	McPHERSON, ANGUS	1
	MELLEN, HOWARD	1
MICKEY MOUSE	2	
MILLER, LUISA	1	
MORIARTY, MICHAEL P.	1	
NO CHOICE	1	
NOT KENNEDY	1	
PASCETTA, RUSSELL	1	
PERSON, FRESH	1	
QUINN, TOM	1	
ROOS, ANDREW	1	
RYAN, ANDREW J.	1	
SAYLES, JUSTIN	1	
SCOTT, TURNER	1	
SHEA, FRANK	1	
ST. PETER, GARY	3	
SULLIVAN, BRIAN	1	

RI GENERAL ELECTION
November 5, 2002

WRITE-IN VOTES FOR FEDERAL AND STATE CANDIDATES

CONTEST	NAME	VOTES	
US CONGRESS - DISTRICT 1 (cont'd)	SULLIVAN, JAMES L.	1	
	TOBIN SR., RICHARD J.	1	
	TORRES, ERNEST	1	
	TURNER, REGINALD	1	
	VAN DYKE, DAVID	1	
	VAN PELT, LUCY	1	
	VIOLET, ARLENE	3	
	WALSH, GEORGE	1	
	WAYSS, HAROLD	1	
	WEYGAND, ROBERT	1	
	WHITEHOUSE	2	
	US CONGRESS - DISTRICT 2	ALPERT, NEIL	1
		ARICO, CAREY P.	1
BERADINO, JEFF		1	
BLAIR, LEO R.		1	
BLOW, JOE		1	
BOLAND, ROBERT		1	
BRADY, TOM		1	
BULLWINKLE		2	
CAPRIO, DAVID		1	
CAPRIO, FRANK		1	
COYNE-McCOY, KATE		1	
CROSBY, JOE		1	
D'AREZZO, JOHN		1	
DOE, JANE		1	
DREYER, SUZANNE		1	
DRIVER, RODNEY		13	
DUEOR, SOTHANY		1	
ELMER FUDD		1	
FEINSTEIN, A.S.		1	
FELICETTI, DEAN		1	
FRANCIS, CHERYL		1	
GRASSO, KENT		1	
GRAZIANO, CATHERINE		1	
GRECO, RALPH		1	
HARWOOD, JOHN		1	
HEALEY, ROBERT		1	
HIRST, NAN		1	
HOLLIS, CHUCK		1	
JACKSON, SAM L.		1	
JACKVONY, BERNARD		1	
JARROD		1	
JESUS		1	
JONES, WINTER	1		
KENNEDY, PATRICK	3		
KNIFFEN JR., TMOTHY, B.	1		
LANGEVIN, JAMES	5		
LAPIERRE, SUSAN	1		

RI GENERAL ELECTION
November 5, 2002

WRITE-IN VOTES FOR FEDERAL AND STATE CANDIDATES

CONTEST	NAME	VOTES
US CONGRESS - DISTRICT 2 (cont'd)	LASTER, SIERRA	1
	LEWISS, PETER	1
	LIMA, DAMON P.	1
	MARSHALL, DAVID	1
	MARTELL, DOUG	1
	McCONNELL, SUSAN R.	1
	McCOY, KATHERINE	1
	ME	1
	MOUSE, MICKEY	3
	MULLER, CHRISTOPHER	1
	NO-ONE	1
	O'BRIEN, MICHAEL	1
	O'LEARY, JOHN	1
	ORLANDO, JOE	2
	OTHER	1
	PETER PAN	1
	PINER, GRACE M.	1
	PINNING, CHARLES	1
	PLANTE, ADAM D.	1
	ROGERS	1
	ROGERS, DAVID	1
	RUSK, RICHARD	1
	SEA HAG	1
	SHEA, NEIL	1
	SILVERBERG, JOEL S.	1
	SOSNOWSKI, V. SUSAN	1
	STEDMAN, GEORGE	1
	VARTA, ALAN	1
	WALSH, BUD	1
	WALSH, TARA	1
	WATSON, ROBERT A.	2
	WILLISTON, STEVEN	1
	WOJACHOWSKI, THAD	1
WOOD, CLIFF	2	
WOOIER	1	
GOVERNOR	ADAMO, CHRISTOPHER	1
	ALEXANDER, LEWIS	1
	ALEXANDER, MANUEL	1
	ALF	1
	ALMOND, LINCOLN	1
	ALLEN, DOUG	1
	ALLEN, MATTHEW	1
	ALMEIDA, GEOFFREY	1
	ALMOND	2
	ALLSWORTH, JENIFER	1
	ANGELO, DONALD H.	1

RI GENERAL ELECTION
November 5, 2002

WRITE-IN VOTES FOR FEDERAL AND STATE CANDIDATES

CONTEST	NAME	VOTES
GOVERNOR (cont'd)	ANYONE ELSE	3
	AREL, THOMAS	1
	ARNOLD, BEN	1
	ASHORN	1
	ASHWORTH, AL	1
	BAKST, M. CHARLES	1
	BALLETTA, TONYA	4
	BALVETTA, TONYA FULLER	1
	BARBATO, RAY	1
	BART SIMPSON	1
	BAYUCK, BRUCE	4
	BEAUDETTE, DAN	1
	BENNETT, JIM	2
	BEST MAN	1
	BETH, AMY	1
	BIRA, JOHN	1
	BLANCHARD, LILLIAN	1
	BOIE, ROBERT	1
	BOLAND, ROBERT	1
	BOND, JAMES	1
	BORGARDER, DONALD	1
	BRAXTON, MARIA	1
	BREEN, C.A.	1
	BREENE, C.A.	1
	BRENNAN, RICHARD	1
	BRIEN	1
	BROOKS, DAVID	1
	BROWN, CHARLES	1
	BROWN, MATTHEW	1
	BROWN, TERRENCE	1
	BUDDY	1
	BULLWINKLE MOOSE	1
	CABRAL, MANUEL	1
	CABREEN	1
	CAPECE, JON-PAUL	1
	CARCIERI, DONALD	6
	CARON, JOHN	1
	CASS, STEVE	1
	CASWELL, NANCY	1
	CHAFFE, TOM	1
	CHRIST, JESUS H.	1
	CHURCH, STEVEN	1
	CIANCI, VINCENT "BUDDY"	31
CLEAVER, WARD	1	
CLUKIES, DONALD F.	1	
COLLINS, MISS WENDY	1	
COLUMPRES, CHRISTIEN	1	
COLWELL, JAHN	1	

RI GENERAL ELECTION
November 5, 2002

WRITE-IN VOTES FOR FEDERAL AND STATE CANDIDATES

CONTEST	NAME	VOTES
GOVERNOR (cont'd)	COMOLLI, DICK	1
	CONTI, PEGGY	1
	COOL MOOSE	5
	COSTIGAN, ADAM	1
	COYLE, CHRIS	1
	CROKE, RICHARD C.	1
	DANEILIAN, KENNETH	1
	DaPONTE, DAN	1
	DeJESUS, JOEL	1
	DELGALLO, ROBERT	1
	DeLUCA, JOE	1
	DEMERS, JEAN	1
	DENNIGAN, ELIZABETH	1
	DESMOND, DAN	1
	DESTEFANO, DONALD D.	1
	DiPAOLA, VITO	1
	DiPRETE, ED	1
	DOE, JOHN	1
	DONALD DUCK	1
	DORAN, R.	1
	EDWARDS III, HARRY M.	1
	ELMO	1
	ELVIS	1
	ESTRELLA, ANTHONY	1
	FARLEY, CHUCK U.	1
	FARMER, ANN	1
	FEINSTEIN, ALAN SHAWN	1
	FENTON, MARY BETH	1
	FIEDLER, RICHARD	1
	FIELDS, W. C.	1
	FIRTH, TERRY	1
	FLAHERTY, FRANK	1
	FLAMAND, PAUL	1
	FOGARTY, CHARLES	3
	FOLEY, SEAN	1
	FOLLETT, CHRISTOPHER	1
	FRAMPTON, E.	1
	FULLER-BALLETIA, TONYA	4
	GARATY, JOSEPH	1
	GARRAHY, J.	1
	GARRAHY, JOSEPH J.	1
	GAUTHIER, DAVID	1
	GAUVIN	1
GERBO, PAUL	1	
GLINES, JON	1	
GOD	1	
GRECO, RALPH	1	
GREEN PARTY	4	

RI GENERAL ELECTION
November 5, 2002

WRITE-IN VOTES FOR FEDERAL AND STATE CANDIDATES

CONTEST	NAME	VOTES
GOVERNOR (cont'd)	GRIST, DAVID	1
	HAGAN, MELISSA	1
	HANLEY JR., ROBERT J.	1
	HARSCH, TIM J.	1
	HART, JEREMY	1
	HARWOOD, JOHN	19
	HEALEY, ROBERT J.	42
	HEALY, P. JOHN	1
	HENLEY JR., ROBERT	1
	HENNE, GRANT	1
	HICKS, BILL	1
	HOMER	1
	HOWDY DOODY	1
	I DO NOT KNOW	1
	INDEPENDENT	4
	IRONS, WILLIAM V.	1
	JOHNSON, JEFF	6
	JOHNSON-GREEN, JEFF	1
	JONES, WINTER	1
	JULIO, ANTHONY	1
	KEENAN, PAUL	1
	KELLY JR., PAUL E.	1
	KEMP, JOHN	1
	KENLER, SHANDELL	1
	KENNEDY, BRIAN	1
	KING III, BILLY	1
	KNOXVILLE, JOHNNY	1
	KRUPA, KEVIN B.	1
	KUROWSKI, DAVID	1
	LABONTE, TERRY	1
	LACANNE, KENNETH	2
	LAPLANTE, PAUL	1
	LAREAU, DAVID	1
	LEECH, STEVE	1
	LEMONT, Esq., PAUL E.	1
	LIBERACE	1
	LIEBRICH, COLLEEN	1
	LOW, KENNETH	1
	LOWE, ROB	1
	LURY, CYNTHIA	1
	LUSI, JOSEPH	1
LUSSIER, DONNA	1	
LUZZI JR., MICHAEL	1	
MACHTLEY, RONALD	1	
MAGNO, ARTHUR	1	
MARTIN, BILL	1	

RI GENERAL ELECTION
November 5, 2002

WRITE-IN VOTES FOR FEDERAL AND STATE CANDIDATES

CONTEST	NAME	VOTES
GOVERNOR (cont'd)	MARTINO, MICHAEL	1
	MASSEY III, WILLIAM	1
	McAFEE, PAUL	1
	McGRATH, BILL	1
	McKENNA, KEVIN	1
	McMANUS, KENNETH	1
	ME	1
	MENARD, SUSAN	2
	MICKY MOUSE	12
	MITTNER, BARRY	1
	MONTI, JIM	1
	MORGAN, CHARLES D.	1
	MUNSTER, HERMAN	1
	MURPHY, MICHAEL D.	1
	NADER, RALPH	1
	NALLEN, SCOTT	1
	NEITHER	5
	NESSELBUSH, DONNA	1
	NEWMAN, ALFRED E.	2
	NICHOLS, COTE	1
	NO GOOD PEOPLE	1
	NO ONE	3
	NOBODY	1
	NONE OF THE ABOVE	5
	NONE OF THEM	1
	NONE OF THESE	1
	NOTA	2
	NOTTE III, JOHN	1
	NOURY, GENE	1
	O'BRIEN, MICHAEL	1
	O'BRIEN, SHANNON	1
	OPUS	1
	PAGLIARINI, JOHN	1
	PAIVA, DANIELE E.	1
	PAQUETTE, MARK A.	1
	PARADISE, VIVIAN	1
	PEILS	1
	PELLETIER, AMY	1
	PERES, ANTONIA	1
	PERRY, MIKEL	1
	PERSON, NORMAN	1
	PETERSON, SCOTT	1
	PIRES, ANTONIO	38
	PLANTE, RENE	1
	POOH BEAR	1
POZENEL, JIM	1	
QUIGLEY, MICHAEL	1	
RAPKE, TOM	1	

RI GENERAL ELECTION
November 5, 2002

WRITE-IN VOTES FOR FEDERAL AND STATE CANDIDATES

CONTEST	NAME	VOTES
GOVERNOR (cont'd)	RAPTAKIS, LEONIDES	1
	RENFREW, RAE D.	1
	RICCI, DAVID	1
	RICHARD	1
	ROGERS, FRED	1
	ROMERO, ROBERT	1
	ROMNEY, MITT	2
	ROSA, KATHERIN	1
	RYAN, MARY	1
	RYAN, PAUL	1
	SANBENTO, T. THOMAS	1
	SANTA CLAUSE	1
	SAWICKI, CHARLES J.	1
	SEBASTIAN, JOHN	1
	SELF	1
	SHOLA, TOM	1
	SIM, YOULING	1
	SMITH	1
	SMITH, JOE	1
	SMITH, JOHN	1
	SMITH, LAUREN	1
	SMITH, WESTON	1
	SMOLLINS JR., JOHN F.	1
	SOLO, BONG	1
	SOMEONE ELSE	1
	SOP	1
	SOUSA JR., FRANK	1
	SPIDER MAN	1
	STALLWOOD, BURT	1
	STERN, HOWARD	1
	STEV, GREGG R.	1
	STEVENS	1
	STEVENS, GREGG R.	2
	STEVENSON	1
	STEWART, MARTHA	1
	SUNDLUN, BRUCE	2
	SUNTOW, EDWARD	1
	SUSACK, JOHN	1
	THIBAULT, GARY	1
	TOM TURKEY FOWL PARTY	1
	TOOTH FAIRY	1
	TOPAZ, R.	1
	URGO, MIKE	1
VADER, DARTH	1	
VAN DAM, ANDY	1	
VENTRESCA, WILL	1	

RI GENERAL ELECTION
November 5, 2002

WRITE-IN VOTES FOR FEDERAL AND STATE CANDIDATES

CONTEST	NAME	VOTES
GOVERNOR (cont'd)	VINAGRO, LOUIS	2
	VIOLET, ARLENE	3
	VOCCOLA, J.	1
	WALL, DOUGLAS	1
	WEBBER, RICHARD L.	1
	WEYGAND, ROBERT	3
	WHELAN, CATHLENE	1
	WHITEHOUSE, SHELDON	147
	WILSON, ERIC	1
	YAFFE, BERT	1
	YORK, MYRTH	3
	YOUNG, MICHAEL	1
	ZAPPA, FRANK	1
	ZOGLIO, JEFF	1

**RI GENERAL ELECTION
November 5, 2002**

WRITE-IN VOTES FOR FEDERAL AND STATE CANDIDATES

CONTEST	NAME	VOTES
LT. GOVERNOR	ANYONE ELSE	1
	BADESSA, JOHN A.	1
	BARBATO, RAY	1
	BAYUCK, BRUCE	1
	BEDARD, RICHARD	1
	CANNING, BRENT	1
	CARLEY, MIKE O.	1
	CARPINELLI, MARC	1
	CARTER, JOHN C.	1
	CLINTON, BILL	1
	COOKY, SEBASTIAN	1
	COTTRELL, SETH	1
	D'ANGELIS, DAVID	1
	DiPAOLA, CHRIS	1
	DiPETRILLO, C.	1
	DiSANTO JR., CARMINE	2
	DWYER, LINDA	3
	ERKKINEN, ANDREW	1
	FOGARTY, CHARLES	4
	HAYNSWORTH, P.	1
	HEALEY, ROBERT	1
	HENRY, SCOTT	1
	INDEPENDENT	1
	JOHNSON, JOANNE	1
	JONES, WINTER	1
	KOZA, RUSSELL	9
	LAND JR., ROBERT V.	1
	LOVE, GENE	1
	McGINN, LYNN	1
	McKEE, DANIEL J.	1
	MICKEY MOUSE	1
	MINNIE MOUSE	1
	NO ONE	1
	PAGLIERINI, JOHN	1
	PAOLA, DOMENIC	1
	PEREZ, ARMANDO	1
	PIERES, TONY	1
	QUATTROCCHI, ROCCO	1
	ROSENBERG, MARTHA	1
	ROSENBERG, MARTI	1
	SASSI, ROGER B.	1
	SNOW, THOMAS	1
	SPONGE BOB	1
SUNDLUN, BRUCE	1	
TOPAZ, R.	1	
WARD, KERRI A.	1	
WHITEHEAD, PETER W.	1	

RI GENERAL ELECTION
November 5, 2002

WRITE-IN VOTES FOR FEDERAL AND STATE CANDIDATES

CONTEST	NAME	VOTES
SECRETARY OF STATE	ADAMS, HENRY	1
	AFFIGNE, TOMMY	1
	ALLEN, MARY	1
	ALMEIDA, GEOFFREY	1
	ANARCHY	1
	ANDERSON, STEVE	1
	BANNON, MATHEW	1
	BARBATO, RAY	2
	BAREK, PATRICK	1
	BARRETT, BEN	1
	BAYUK, BRUCE	2
	BOLAND, ROBERT	1
	BOWIE, JASON	1
	BOWLBY, KATHLEEN	1
	BOUSQUET	1
	BRADY, TOM	1
	BRAXTON, MARIA	1
	BROWN, MATTHEW	6
	BROWNER, MICHAEL	1
	BURNS, CHRISTOPHER	1
	BUSH, GEORGE	1
	CAPELLI, DONALD	1
	CAPTAIN KANGAROO	2
	CARR, FRANCES	1
	CASTANCH, MANNY	1
	CASTRO, FIDEL	1
	CHAFTON, RICK	1
	CHAPMAN, KELLY	1
	CHILDERS, MARK	1
	CIANCI, BUDDY	4
	CLARKE, MIKE	1
	COOL MOOSE	1
	CORSON, CARRIE	1
	COSTAS, BOB	1
	COTE, ARMAND	1
	CROCKETT, DAVE	1
	CROFT, EARL J.	1
	DALY, JEREMIAH	1
	DeCASTRO, ANTHONY	1
	DeFRANCESCO, JUDITH	1
	DEGHAN, PAT	1
	DELISLE, GERALD	1
	DeLORENZO, JOSEPH	2
DePIETRO, JOHN	1	
DEVLIN, ELISABETH	1	
DiLORENZO, JOSEPH	1	
DIMCO, DYANA	1	
DONALD DUCK	2	

RI GENERAL ELECTION
November 5, 2002

WRITE-IN VOTES FOR FEDERAL AND STATE CANDIDATES

CONTEST	NAME	VOTES
SECRETARY OF STATE (cont'd)	DOUGLAS, BILL	1
	DRIVER, ROD	1
	DROGON, SARA	1
	ESPEUT, RICHARD	1
	FERGUSON, CHRISTINE	1
	FOGARTY, CHARLES	1
	FORRUP, DAN	1
	GABE, DOLE	1
	GARABEDIAN, KARA	1
	GERBITAVITCH, ANDREW	1
	GERRITT, GREG	1
	GOODMAN, TOBIAS	1
	CRECO, RALPH	1
	GREEN	2
	GREENE, JENNIFER	1
	GRILLO, TIMOTHY	2
	GROSS, CHARLES J.	1
	HART, JOSEPH	1
	HARWOOD, JOHN	4
	HEALEY, ROBERT	13
	HERREID, L.	1
	HERSH, AMIEL	1
	HERSK, AMI	1
	HESS, RUDOLPH	1
	HOWARD, JOHN	1
	HOYAS JR., RAYMOND T.	1
	IAMGRONE, SCOTT	1
	INDEPENDENT	2
	INMAN, EDWARD	51
	IZZI, JOSH	1
	JENSEN, EDGAR	1
	JONES, WINTER	1
	KALIF, EMA	1
	KMICE, DIANA	1
	KNIGHT, EARL	1
	KUROWSKI, DAVID	1
	LAGERSTRIN, JOHN	1
	LANGEVIN, JAMES	2
	LEITE, LOUISE	1
	LEONARD, BARBARA	1
	LILIENTHAL, BRAD	1
	LIMA, DAMON P.	1
	MAAIA, WILLIAM	1
MACCHETTI, ANTHONY J.	1	
MALLUCK, JEFFREY L.	1	
MANSIELLO, GLORIA	1	
MARTIN, BILL	1	
MATSON	1	

**RI GENERAL ELECTION
November 5, 2002**

WRITE-IN VOTES FOR FEDERAL AND STATE CANDIDATES

CONTEST	NAME	VOTES
SECRETARY OF STATE (cont'd)	MAURER, HORST	1
	MAZZE, EDWARD M.	1
	McDONALD, MICHAEL	1
	McGANNON, RICHARD	1
	McHEOCH, BEATRIZE	1
	ME	3
	MEAGAN, ERIN	1
	MESSERE, JAMES	1
	MEYERS, CHRIS	1
	MICKEY MOUSE	4
	MONTGOMERY, OLLIE	1
	NADER, RALPH	2
	NASH, OGDEN	1
	NONE	1
	NO WAR	1
	NOBODY	1
	NONE OF THE ABOVE	4
	O'BRIEN, MICHAEL	1
	OTHER	2
	PACHECO, EDWIN R.	1
	PAIGE, JIMMY	1
	PAIGE, JIMMY	1
	PAOLINO, JOSEPH J.	1
	PARI, JOHN	1
	PARISE, JOSEPH	1
	PAVONCELLO, BIANCA	1
	PELUSO, JIM	1
	POPEYE	1
	PRIDE, CRAIG	1
	PROTO, MICHAEL	1
	QUINLAN, PATRICK	1
	RITA, MASWELL	1
	ROGER RABBIT	1
	RYAN, MARY	1
	ST. PIERRE, ANGELA	1
	SHAKA, GERRY E.	1
	SMITH, ERIN	1
	SMITH, JANE	1
	SMITH, MIKE	1
	SOP	1
	SOUZA, STEVEN	1
	SPONGE BOB	1
STANLEY, CHRIS	1	
STERN, GREGG	1	
SULLIVAN, SCOTT	1	
THOMAS, JOHN	1	
TOPAZ, R.	1	

RI GENERAL ELECTION
November 5, 2002

WRITE-IN VOTES FOR FEDERAL AND STATE CANDIDATES

CONTEST	NAME	VOTES
SECRETARY OF STATE (cont'd)	TRIKOULIS, PETER	1
	TRUST, JERRY	1
	UVA, THOMAS	1
	VIOLET, ARLENE	2
	VITO, TARA	1
	VYE, JAMES	2
	YORK, MYRTH	1
	ZETA-JONES, CATHERINE	1
	ZOREMBKA, MARK	1
ATTORNEY GENERAL	ANDERSON, PAUL H.	1
	ARTHUR, BEA	1
	AZAR, MILAN	1
	BAILEY, ANDREW	1
	BARBATO, RAY	1
	BAREK, PETER	1
	BAYUCK	5
	BESSELLE, HARVEY	1
	BOLAND, ROBERT	1
	BRAMTE, PETER	1
	BREEN, KEVIN	1
	BRISSETTE, JOHN E.	1
	BRUCE	1
	BUCHANAN, PAT	1
	BULWINKLE MOOSE	1
	CARLEY, MICHAEL	2
	CARNEY, DAN	1
	CASS, STEVE	1
	CASWELL, MILES L.	1
	CERSOSIMO, STEVEN	1
	CHABOT, RUSSEL R.	1
	CHAPMAN, KELLY	1
	CHRISTOPHER, LAWSON	1
	CIANCI, VINCENT	11
	CLARK, MATTHEW	2
	CLINTON, BILL	1
	COCHRAN, JOHN	1
	COLLEY, GRANT	1
	CONTNEY, WADE	1
	COOK, CASWELL	1
	CORLEY, RICHARD	1
	CROSSLEY, DOUG	1
	DAMARUS, STEPHEN	1
De SIMONE, HERB	1	
DEPOTO, JOHN	1	
DEWEY, DAN	1	
DiMAIO, PAUL	1	
DOES IT MATTER	1	

RI GENERAL ELECTION
November 5, 2002

WRITE-IN VOTES FOR FEDERAL AND STATE CANDIDATES

CONTEST	NAME	VOTES
ATTORNEY GENERAL (cont'd)	DRIVER, ROD	1
	DONALD D.	1
	DOUGLASS, BILL	1
	DZIENKOWSKI, JOHN	1
	EILERT, PAUL	1
	ESTRELLA, ANTHONY	1
	FERGUSON, CHRISTINE	1
	FLYNN, JOHN	1
	FLYNN, MIKE	1
	FRIED, JUSTIN	1
	GAGLIOTTA, WILLIAM	1
	GAGNON, KELLY	1
	GEMMA, ALEX	1
	GERRITT, GREG	1
	GOD	1
	GUALIETTE, WILLIAM	1
	GUGLIETTA, BILL	1
	HARSCH, J.W.	3
	HAYUK, BRUCE	1
	HEALEY, ROBERT	7
	HENLEY, PAUL	1
	HILL, PAUL C.	1
	HORNOFF, MR.	1
	HUMPHREY, RICHARD	1
	HURLEY, BILL	1
	IANNITELLI, SUSAN	1
	IMBRUGLIA, FRANK	1
	INDEPENDENT	1
	JACKSON, SAM L.	1
	JENNER, CHRISTIAN	1
	JONES, PAUL	1
	JONES, WINTER	1
	KELLEY, FATHER MICHAEL A.	1
	KENNEDY	1
	KIWI MAN	1
	KNIFFEN JR., TIM	1
	KOR, VERONICA	1
	KYTE, RICHARD	1
	LARISA, JOSEPH	1
	LAWRENCE, RALPH	1
	LOKEY, KEN	1
	LONGO, JOHN	2
	LYNCH	2
	LYNCH, PATRICK C.	1
	MAINI, MATTHEW	1
MALLOY, TERENCE	1	
MANNI, TODD	2	
MARSHALL, ELIZABETH	1	
MATTEO, DENNIS D.	1	
McDERMOTT, BOB	1	
McLAUGHLIN, JUDITH	1	

RI GENERAL ELECTION
November 5, 2002

WRITE-IN VOTES FOR FEDERAL AND STATE CANDIDATES

CONTEST	NAME	VOTES
ATTORNEY GENERAL (cont'd)	McWHETTY, JAKE	1
	ME	2
	MEEROPOL, RACHAEL	1
	MICHAELS, ALAN	2
	MICHAELSON, JULIUS	1
	MICK THE MOUSE	1
	MICKEY MOUSE	4
	MITHGIL THE DRAGON SLAYER	1
	NEITHER	2
	NEITZDER, STEVEN	1
	NUMEN, AL	1
	NOBODY	1
	NONE OF THE ABOVE	1
	N.O.T.A.	1
	ODWYER, ADAM	1
	O'NEIL, JAMES	2
	OTHER	3
	PAGLIARINI, JOHN	2
	PINE, JEFF	7
	PITKA, JASON	1
	PLACE, SUSAN	
	PLAMENDON, DAVID	1
	PLANT, ALLAN	1
	POPE JOHN PAUL	1
	PRARIO, AUSTIN	1
	PRESENT ONE	1
	PRICE, RICHARD	1
	PRIOR, DAVID	1
	PUPORAK, MARJORIE	1
	QUIGLEY, MICHAEL	1
	QUINN, SARA	7
	QUINTAL, LAURENCE	1
	RALPH	1
	RANIERI, STEVEN	1
	RASPALLO, RICHARD	1
	REP	1
	REPUBLICAN	2
	ROGERS, DAVID W.	1
	ROONEY, MICKEY	1
	RUSSO, AL	1
	SAMARTINO, EVERETT	1
	SENERIN, JAY	1
	SILVA, ANN	1
	SILVIO, LYNN	1
	SINGER, TOMMY	1
	SMART, HOWARD	1
	SOP	1
	ST. PIERRE, ANGELA	1
	STANLEY, CHRIS	1

**RI GENERAL ELECTION
November 5, 2002**

WRITE-IN VOTES FOR FEDERAL AND STATE CANDIDATES

CONTEST	NAME	VOTES
ATTORNEY GENERAL (cont'd)	TAVARES	1
	THYRRING, SCOTT	1
	TOPAZ, R.	1
	VALLESSE, JUSTIN	1
	VESPIA, VIN	1
	VINAGRO, LOUIS	1
	VIOLET, ARLENE	25
	VIRGINSKI, WALTER B.	1
	WAGNER, DEAN	2
	WEBBER, JASON	1
	WHITEHOUSE, SHELDON	25
	WINTERS, JAMES	1
	WOJCIK, MATTHEW	1
	WOOD, JENNIFER	1
	YORK, MYRTH	1
	YOUNG, JENRY	1
	GENERAL TREASURER	ABBRUZZIE, SID
ADAMO, CHRISTOPHER		1
ALLSWORTH, JENIFER		1
ANARCHY		1
ANDREWS, JEFF		1
BARBATO, RAY		1
BATES, KELLY		1
BAYUK, BRUCE		1
BEAN, MAX		1
BOLAND, ROBERT		1
BRAHM, ROBERTA		1
BRANONTE, PETER		1
BULLWINKLE		1
BURK, LARRY		1
CARCIERI, DONALD		1
CHANDLER,		1
CHAREST, MARIO		1
CIANCI, BUDDY		2
COOK, MALCOLM		1
CROCKER, BETTY		1
CROCKETT, DICK		1
DAISY, SAMSON N.		1
DAVIDS, DONNIE		1
DAYLEY, MARK		1
ERKKINEN, ANDREW		1
ESPEUT, RICHARD		1
ESPINAL		1
ESTRELLA, ANTHONY		1
FAY, RAY		1
FELICETTI, DEAN		1
FERRO, A.		1
FIELD, JAMES		1

RI GENERAL ELECTION
November 5, 2002

WRITE-IN VOTES FOR FEDERAL AND STATE CANDIDATES

CONTEST	NAME	VOTES
GENERAL TREASURER (cont'd)	FISHER, ELLWOOD	1
	FLECK, GLORIA KENNEDY	1
	FOLEY, BILL	4
	FORTE, MIKE	1
	FOWLER, GREGG	1
	FRODO	1
	FULEY, BEN	1
	GEORGE	1
	GERRITT, GREG	1
	GLAUM, DR. M.	1
	GOODMAN, STEPHEN	1
	GREEN PARTY	1
	GROSS, CHARLES J.	1
	HANNIGAN, MICHAEL	3
	HEALEY, ROBERT	7
	HILL, MARY JANE	1
	HOMER SIMPSON	1
	HORNE, DANIEL	1
	INDEPENDENT	1
	JACKSON, SAM L.	1
	JONES, TOM	1
	KERN, JR., EDWARD	6
	KNIGHT, JOHN	1
	LECTOR, HANNIBAL	1
	LINDLEY, MICHAEL	1
	LONGO, JUDITH M.	1
	LYONS	1
	KIWI MAN	1
	MAAIA, WILLIAM	1
	MACHTLEY, RON	1
	MARCIANO, AL	1
	MARSHALL, DAVID	1
	MARTIN	1
	MARTIN, BILL	1
	MAYER, NANCY	3
	MEAGAN, ERIN	2
	MELDLESON, JUDY	1
	MESSIER, MARK	1
	MILOFF, MARK	1
	MOFFIT	1
	MOLLICONE, JOSEPH	2
	M. MOUSE	1
	MONDALE, WALTER	1
NAPOLITIANO, JEANNE	1	
NEWHART, BOB	1	
NO NAME	1	
NONE	1	
NONE OF THEM	1	
NONE OF THE ABOVE	1	
O'BRIEN, MICHAEL	1	

RI GENERAL ELECTION
November 5, 2002

WRITE-IN VOTES FOR FEDERAL AND STATE CANDIDATES

CONTEST	NAME	VOTES
GENERAL TREASURER (cont'd)	O'LEARY, KENDRA	1
	OTHER	2
	PAGLIARINI, JOHN	1
	PAGLIARINI, LYN A.	1
	PEIRCE, TERESA	1
	REED, JOHN	1
	RICHARDSON IV, WALTER	1
	ROGERS, MARK	1
	SAUNDERS, JEFF	1
	SCROOGE	1
	SCUNZZO, JOHN	1
	SEAEPELLINO, RICHARD M.	1
	SHUNNEY, MATTHEW	1
	SOMEONE ELSE	3
	SOP	1
	STASSEN, HAROLD	1
	STERN, HOWARD	1
	STUDLEY, SUZANNE	1
	SZUMICO, DANIEL F.	1
	TAIBI, MATTHEW	1
	TAVARES, PAUL J.	3
	TOPAZ, R.	1
	VIOLET, ARLENE	3
	VARTA, ALAN	1
	WYETH, GEORGIA	1
	YOUNG, DONALD	1

**RI GENERAL ELECTION
November 5, 2002**

WRITE-IN VOTES FOR FEDERAL AND STATE CANDIDATES

CONTEST	DISTRICT	NAME	VOTES
STATE SENATE	1	BEAN, MAX	1
		CLARKSON, BRYAN	1
		FISHER, DAVE	1
		GERRITT, GREG	1
		KNOWLES, DEBORAH	1
		LANG, FRASER	1
		LANG, IAN	2
		LILLY	1
		NADER, RALPH	1
		PAOLINO, LIANNE	1
		RONEY, JOHN	1
		WHITEHOUSE, SANDRA	1
		YOUNG, JENRY	1
		2	DOE, JOHN
	SMITH, JOHN		1
	3	ALLEN, JOSEPH	1
		CIANCI	1
		EVANS, ROBIN	1
		IGLIOZZI, DAVID	1
	4	PICHARDO, JUAN	1
		ANYBODY BUT HER	1
		BARTEL, PATRICIA	1
		BEELEY, KEVIN J.	1
		CIANCI, VINCENT	1
		CLINTON, HILLARY	1
		DOLE, BOB	1
		DUMONT, RON	1
		EVANS, ROBIN	1
		GIVE A CHOICE	1
		GRACIANO, C.	3
		GRAZIANO, CATHERINE	13
		GRAZIANO, KATHY	1
		GRZYCH, DANIEL	1
		JASKIEWICZ, JOHN	2
		JONES, BOB	1
		JOY, SUSAN	1
		KENNEDY, PATRICK	1
		MAGDROT, MARK	1
		MANCINI, ANN MARIE	1
	McHUGH, KEVIN	1	
	ODWYER, ADAM	1	
	PERRINO, TERESA	1	
	POLLOCK, J.	1	
ROMANOFF, LANCE	1		
ROSELLI, CHARLENE	1		
ROSSI, BARBARA	1		
SEPARATION OF POWERS	1		
SEVENAIR, HENRY	1		
SEVENAIR, PETER	1		
VINAGRO	1		
WILLIAMS, MICHAEL	1		
WOLF, MICHAEL	1		

RI GENERAL ELECTION
November 5, 2002

WRITE-IN VOTES FOR FEDERAL AND STATE CANDIDATES

CONTEST	DISTRICT	NAME	VOTES	
STATE SENATE (cont'd)	5	ALLEN, JOSEPH	1	
		GRAZIANO, CATHERINE	4	
	6	BARBATO, RAY	1	
		DEMINGS, ANTHONY	1	
		DUJANDIN, RICHARD	1	
		FARGUNES, ANTHONY	4	
		WHIRLOW, JOSEPHINE	2	
		7	BURNHAM, KIRSTEN	1
	DiMUCCIO, MICHAEL		1	
	EYMAN, BILL		1	
	HAXTON, THOMAS		1	
	NONE OF THE ABOVE		1	
	PHILIPS, CHRIS		1	
	TUDINO, DAVID		1	
	8		BAYUK, BRUCE	2
			BERGERON, CATHERINE	1
			CASH, RICHARD	1
		CHASE, MARY JANE	1	
		CODERRE, THOMAS	1	
		HARMON, ANDREW D.	1	
		HARWOOD, JOHN	2	
		HEALEY, ROBERT	1	
		HOWE, ROBERT	1	
		HURST, CHARLES	1	
		KELLY, PAUL	1	
		LAFLAMME, LOU	1	
		LAMOUNTAIN, JOSEPH	1	
		LATOURNEAU, RHEA	1	
		LUNDGREN, KAREN	1	
		MELLO, JOSEPH P.	1	
		MICIOULIS, STEVE	1	
		NELSON, PAUL	1	
		ROACH, DONALD	1	
		RYAN, GEORGE	1	
	SENERIN, JAY	1		
	VACHON, MARK	1		
	VIOLET, ARLENE	1		
	WARING, MASON	1		
	WYLIE, BOB	1		
	9	ANYBODY BUT	1	
		ANYONE ELSE	2	
ASHBY W. D.		1		
BATES, NORMAN		1		
BUTERA, DAVID		1		
CALIFANO, JULIA		1		
CHITIUM, MARK		1		
CONNOR, JEAN		1		
DiSISTO, ANTHONY		1		
FUDD, ELMER		1		
GLAZER, PATRICIA		1		
GOLDSBOROUGH, N.	1			

**RI GENERAL ELECTION
November 5, 2002**

WRITE-IN VOTES FOR FEDERAL AND STATE CANDIDATES

CONTEST	DISTRICT	NAME	VOTES
STATE SENATE (cont'd)	9	GRASSO-ANGUILLA, JACKIE	1
		GREEN PARTY	1
		GREENE, SARAH	1
		HARRINGTON, ALDEN	1
		HEALEY, ROBERT	4
		HUGHES, JOHN	1
		INDEPENDENT-ANYONE ELSE	1
		KOBING, JOHN	1
		KUBAS-MEYER, DAN	1
		L'EUROPA, SHARON	1
		MIKE	1
		NO ONE	1
		O'CONNELL, KAREN	1
		ORCINCH, ALEC	1
		PAOLINO, RICHARD F.	1
		PARELLA, MARY	1
		PUBLIC, JOHN A.	1
		RATIER, JOHN	1
		ROK, WALTER	1
		ROSENBERG, JAMES	1
		SARGENT, JENIFER	1
		SNOOPY	1
		SOMEONE ELSE	1
		SOP	1
		STWEWART, MARTHA	1
		SWANSON, MICHAEL	1
		TEXERIA, VIC	1
		VAN PELT, LINUG	1
		VEADER, JOHN	1
		VIOLET, ARLENE	1
		WARREN, ELIZABETH	1
		WEST, PHIL	1
	WETLE, FOX	1	
	10	ABALLO, NORMA	1
		ALLCOCK, DANA	1
		ANYBODY	1
		BURKE, SANDRA	1
		CONTNEY, MARY ELLEN	1
		COUTO, ED	1
		DEL FIORE, JAMES	1
		DURFEE, LOUISE	1
		FERREIRA, LEONEL	1
		FERRIARS	1
FORSHEE, ELIZABETH		1	
FOWLER, GREG	1		
GLEN, JOHN	1		
HEALEY, ROBERT	1		
LIMA, BOB	4		
LYNCH, P.C.	2		
LYONS, JOHN L.	1		
M. MOUSE	1		
MASON, ALLEN	1		
McCALL, RACHEL	1		

RI GENERAL ELECTION
November 5, 2002

WRITE-IN VOTES FOR FEDERAL AND STATE CANDIDATES

CONTEST	DISTRICT	NAME	VOTES
STATE SENATE (cont'd)	10	MICKEY MOUSE	1
		MOODY, NORMAN	1
		NYGAARD, KAREN	1
		PARELLA, MARY	2
		PRIETTA, MARY	1
		SOP	1
		STANLEY, CHRIS	2
		STANLEY, SHAWN	1
		TRAVIS, TIMOTHY	1
		TREMBLAY, KENNETH	1
		WRIGHT IN	1
		WYGAARD, KAREN	1
		11	EDWARDS, MARY ANN
	12	AMATZY, JOSEPH	1
		POPAMECHAIL, COLLEEN	1
	13	BOLAND, GREG	1
		BYRNE, BRENDAN	1
		CIANCI, BUDDY	2
		LEWIS, JERRY	1
	14	THOMAS, JOHN	1
		A., JESSICA	1
		ARMSTRONG, ANDY	1
		BARTLETT	1
		BISHOP, EDWIN	2
		BURLESON, C. T.	1
		CLARKE, ROBERT F.	1
		COOK, BARRY D.	1
		DaPONTE, DANIEL	1
		DaPONTE, JASON	1
		DARTH VADER	1
		DAVIS, JOHN	1
		ESTRELLA, ANTHONY	1
		FAFNIR	1
		FARRELL, PAULINE	1
		GRACE, SCOTT D.	1
		GRANT, ROLLAND	1
		GREEN PARTY	1
		HALL, BARRY	1
		HARROP, DANIEL S.	1
		HEALEY, ROBERT J.	1
		JACQUES, NORMAN	1
		KNOX, KEN	2
		LARSEN, ERIK L.	1
		MAAIA, WILLIAM	2
		MAPLELEAF, THOMAS	1
		MARTIN, J. P.	1
	McCAIN, LUCAS	1	
NADER, R.	1		
OUSLEY, JESSIE	1		
PALULIS, LAURA	1		
PREGER, NORM	1		
SCOTT, MURRAY	1		

RI GENERAL ELECTION
November 5, 2002

WRITE-IN VOTES FOR FEDERAL AND STATE CANDIDATES

CONTEST	DISTRICT	NAME	VOTES
STATE SENATE (cont'd)	14	SOP	1
		SOUSA, STELLA R.	1
		STEVENS, NANCY	1
		TALAN, DAVE	1
	15	WILLIAMS, KATHLEEN	2
		BAYUK, BRUCE	2
		DONAHUE, JOEY	1
		JOHNSON JR., HENRY A.	1
		KADAVY, KAREN	1
		KENLER, SHANDELL	1
		McDERMOTT, CHARLES	1
		SILVA, S.	1
		SMITH, EDWARD	1
		TOTTEN, TOM	1
	17	ALLEN, DOUG	2
		ALMOND, JOSEPH	1
		BAYUK	1
		BOX, JOE	1
		BRACEWELL, STEVEN	1
		BURLINGAME, T.	1
		CELONA, JOHN	1
		CLOOS, FRANK	1
		DEGHAN, PAT	1
		DONALD DUCK	1
		ELBY, CHRISTINA	1
		FLETCHER, ARTHUR	1
		FONSECA, STEPHEN	1
		FOURNIER	2
		GAUGHAN, SEAN	1
		GOLDBERG, DAVID	1
		GORMLEY, J.	1
		GRASSI, B. DONALD	1
		GUADAGNI, BRIAN	1
		HADLEY, GEORGE	2
		LEONARD, RAY	1
		McCARTHY, BILL	1
		MELLEN, HOWARD	1
		MICKEY MOUSE	3
	MINNIE MOUSE	1	
	MISONCA, PATRICIA	1	
	MULLIGAN, ED	1	
	MULLIGAN, SEAN	1	
	PARELLA, FRANK	1	
	POPE JOHN PAUL	1	
	SAYLES, JUSTIN	1	
	SPOONER, JAMES	1	
	VIMPUS, CHRISTOPHER	1	
	WALT, DAN	2	
	18	ALDRICH, FREDERICK	1
		BAYUK, BRUCE	1
		BOTELHO, JOSEPH	2
		CAPARCO, HENRY T.	1
		CARROLL, MIKE	1
COELHO, R.	1		

RI GENERAL ELECTION
November 5, 2002

WRITE-IN VOTES FOR FEDERAL AND STATE CANDIDATES

CONTEST	DISTRICT	NAME	VOTES	
STATE SENATE (cont'd)	18	CONNELY, JOHN	1	
		CONNORS, ROSIE	1	
		CULLEN, DAVID	1	
		DeCASTRO, ANTHONY	2	
		GRANT, ROLLAND	1	
		HUFFMAN, CHARLES	1	
		HURD, ANDREW	1	
		JAMES, JESSE	1	
		JOHNSON, JOANNE	1	
		LA CROSSE, JOSEPH	1	
		MILLER, WALTER	2	
		MONDOR, BEN	1	
		MONIZ, CHRISTINE H.	1	
		O'BRIEN, DENNIS	1	
		O'CONNELL, DAN	1	
		OLIVER, NICHOLAS	1	
		PAIGE, PHILIP	1	
		PALEY, T. J.	1	
		PIERCE, TERESA	1	
		POOLE, STEVE	1	
		RAMOS, ISADORE	1	
		SLATER, STAN	1	
		SMITH, JOHN	1	
		TERRELL, PHILLIP	1	
		WATTS, KELLY	1	
		WELLSTONE	1	
		WHITTEL, MARILYN	1	
		19	PERREAULT, DENISE	1
			WILK, CHARLES	1
		20	ANYONE ELSE	1
			CHAMPLIN, ELAINE	1
			DeGRAY, AMI	1
			DURAND, JERRY	1
	FRAMPTON, ELIZABETH		1	
	GAUVIN, ROLAND		1	
	INDEPENDENT		1	
	MICKY MOUSE		1	
	MYSELF		1	
	NADEAU, RONALD		1	
	NONE OF THE ABOVE		1	
	O'CONNELL, JANE		1	
	PIETTE, ERIN		1	
	21		ALLAM, DOUGLAS J.	1
			ANYBODY ELSE	1
		BRIEN, STELLA	3	
		BRODEUR, DENNIS	1	
		D'AMBRA, CRAIG	1	
		DONALD DUCK	1	
		FONTAINE, JOHN	1	
		GOULET, MARK	1	
		IAGGI, NANCY	1	
		LUSSIER, DONNA	1	
	MICKY MOUSE	2		
MR. MAGOO	1			

RI GENERAL ELECTION
November 5, 2002

WRITE-IN VOTES FOR FEDERAL AND STATE CANDIDATES

CONTEST	DISTRICT	NAME	VOTES	
STATE SENATE (cont'd)	21	O'FITZ, ROGER J.	1	
		RICHARDS, RON	1	
		ROSCO, HENRY	1	
		ROSS, RICHARD	1	
		WALSH, PETER	1	
		WASHINGTON, BERNIE	1	
		WILSON, SONYA A.	2	
	22	BENTLEY, ROBERT	1	
		CICILLINE, STEPHEN	1	
		FLYNN, MIKE	1	
		HEBERT, ANDREW	1	
		MANNI, TODD	1	
		SALOME, JAMES	1	
		SEGAL, KATHLEEN	1	
		WIENS, DANIELLE	1	
		23	AUBIN, RICHARD	1
			FINOCCHIO, TOM	1
	MANDALA, NELSON		1	
	ROMANI, DANIEL		1	
	RUSSO, AL		1	
	24	ANYONE ELSE	1	
		FARNUM, JON	1	
		GREEN PARTY	1	
		RAPTAKIS, SENATOR	1	
		GROSS, CHARLES J.	1	
		MARCELLO, MICHAEL	1	
		LOMBARDI, SALVATORE	1	
		NONE	1	
		HOSEY, JAMES P.	1	
		PINKEY, PEGGY	1	
		25	ACCIARDO	1
			AGNEW, TIMOTHY	1
			ANTI-HOWARD	1
			ANY REPUBLICAN	1
			ANYBODY	2
	ANYBODY ELSE		1	
	ANYONE ELSE		5	
	BALL, LUCILLE		1	
	BAYUK, BRUCE		1	
	BELSIMO, ADAM		1	
	BERUBE E.		1	
	BLAIR, ELIZABETH		1	
	BURGESS, RONALD		1	
	CANCE, DAVID		1	
	CARLINO, SUSAN		1	
	CERRULLO, MELANIE		1	
	CHAN, CHOY		1	
CHESLEY, STEPHEN	1			
CLINTON, HILLARY	1			
COCCICAO, RYAN	1			
COMELLA, JOSEPH	1			
CONTI, JOHN	1			
COPPOLINO, R.	1			

RI GENERAL ELECTION
November 5, 2002

WRITE-IN VOTES FOR FEDERAL AND STATE CANDIDATES

CONTEST	DISTRICT	NAME	VOTES
STATE SENATE (cont'd)	25	DAN	1
		DeANGELIS, DAVID	1
		DEVIL	1
		DiPAOLO, GREGORY	11
		DONALD DUCK	2
		D'QUILA, DEAN	1
		GOOFY	1
		GRAZIANO, CATHERINE	1
		HALL, RICHARD	1
		HEALEY, ROBERT	3
		HINKLEY, JAMES	1
		HITLER	1
		HOWARD, JOHN	1
		JOHN, ELTON	1
		KILSEY, JEFFREY	1
		KIWI MAN	1
		LOMBARDO, FRANK	1
		MEAGAN, ERIN	1
		MEAGAN, KATE	1
		MICKY MOUSE	5
		MINNIE MOUSE	1
		MONTI, MARIE	1
		MUSSONLINI, BENETTO	1
		NO OF THE ABOVE	1
		NONE	1
		NONE OF THEM	1
		NORTHUP JR., WILLIAM	1
		NORTHUP SR., WILLIAM	1
		NOT THAT HOMOPHOBE	1
		OSCAR	1
		OTHER	1
		PITOCHELLI, ERNEST	1
		ROTHFIELD, JANE	1
		S.O.P.	1
		SACCOCCIO, PAUL R.	1
		SANTILLI, DAVID	1
		SCOTT, MICHAEL	1
		SHEP	1
		SOPRANO, TONI	1
		TACCO, WILLIAM	1
		TRICKOULIS, STEPHEN	1
		VANNER, JOHN	1
		VANSTEEDEN PETER	1
VENDETTI, ALBERT	1		
VIGIROTO, MARC	1		
VINAGRO, LOUIS	2		
VOCCIO, PETER	1		
VOTE HOBART	1		
WELCHER, PATRICIA	1		
26	BAYUK, BRUCE	1	
	IZZO, TOM	2	
	MOTHER TERESA	1	

**RI GENERAL ELECTION
November 5, 2002**

WRITE-IN VOTES FOR FEDERAL AND STATE CANDIDATES

CONTEST	DISTRICT	NAME	VOTES
STATE SENATE (cont'd)	27	DaPONTE, DAN	1
		DONNELLEY, REV. RICHARD	1
		KENDRICK, JOHN E.	1
		SMITH, JANE	1
	28	BOLAND, ROBERT	1
		FRANCIS, ALEXANDER C.	1
		HEALEY, ROBERT	1
		McGRATH, MARION	1
		ROBERTS, E.	1
		VARTA, ALAN	1
		29	ANYONE
	ANYONE BUT		1
	ARRUDA, JAMES A.		1
	ASAY, BRIAN		1
	BATH, ANITA		1
	BOYLES, T.		1
	BROWN, BUBBA		1
	CAENE, ROGER		1
	CONNER, BRADFORD		1
	CRAUSMAN, WILLIAM I.		1
	CREAMER, CHARLES		1
	CURTIS, MARC		1
	DALILLE, CHRIS		1
	DeIFINO, GARY		1
	DePAOLO, PHILIP		1
	DiSANO, AAURA		1
	GOOFY		1
	GRECO, RALPH		1
	GRENGA, RON		1
	HALPERN, CINDY		1
	KELLEY, MIKE		1
	LIMA, DAMON P. ANDERSON		1
	MacMADA		2
	MICKEY MOUSE		1
	NEVERS, FRANK		1
	PAULL, SIDNEY		1
	PETRUCCI, AGOSTINO		1
	POUVIS, S. O.		1
	PREZALAR, TOM		1
	SELBY, CHARLES H.		1
	TEVYAW, MIKE	1	
	WHITE, JOHN	1	
	ZOBROWSKI, BIANA	1	
	30	ANYONE ELSE	2
		BUTTLE, DONALD	1
		COLLINS, WENDY	1
		DAVIES, H. B.	1
		FARRELLY, KEN	1
		GILLER, SUSAN	1
		HEALEY, ROBERT	2
HELBERG, SHARON		1	
KINNEY, JAMES		2	
KURIGHT, ERIC		1	
LURY, CYNTHIA	1		

RI GENERAL ELECTION
November 5, 2002

WRITE-IN VOTES FOR FEDERAL AND STATE CANDIDATES

CONTEST	DISTRICT	NAME	VOTES
STATE SENATE (cont'd)	30	MANCOSH, DOUG	1
		MICKEY MOUSE	4
		NAHAD N. JOSEPH	2
		NEWTON, FRED	1
		NONE OF THEM	1
		NORTHUP, DAVE	1
		NOT THE ABOVE	1
		O'LEARY, JOHN	1
		PEIRRA, MICHAEL	1
		PUSHER, WILLIAM	1
		RUSSELL, RICHARD	1
		SANGSTER, BOB	1
		SER, LOU	1
	SHAHID, SALEH	2	
	SIMPSON, HOMER	1	
	THOMAS	1	
	WALSH, JACK	1	
	YORK, MYRTH	1	
	ZEPYNA, CHRIS C.	1	
	31	CARDI, LOCAL	1
		DUNLEVY, HENRY	1
		JACKMAN, HAROLD	1
		MAGRO, EDWARD	1
		SEPARATION OF POWERS	1
	32	ARCHAMBAULT, NORMAND	1
		BROWN, CARL	1
		LALLY, BOB	1
	33	LECLAIR, ARTHUR C.	1
		MICKEY MOUSE	1
		RAPTAKIS	2
	34	SORENSEN, SCOTT	1
		CATALDO, HARVEY	1
		DOE, JOHN	1
		FELICETTI, DEAN	1
		GAREY, JAMES R.	1
		GOODNESS, TIMOTHY	3
		LENIHAN, GEORGE	4
		McCAULEY, PETE	1
		STRAIGHT, KENNETH	1
		WALSH, TOM	1
	35	WATSON, DAVID	1
	36	KUROWSKI, DAVID	1
	37	CLARK, KAREN	1
FAETH, JOE		1	
OTHER		1	
38	SMITH, RICHARD	1	
	ANDREWS, JEFF	1	
	ANYONE BUT	1	
	CAPALBO, KEN	1	
	CONTI, PEGGY	1	
	DAHL, LISA	1	
	DOESCHER, AMANDA	1	
	DUHAMEL, CHRIS	1	

RI GENERAL ELECTION
November 5, 2002

WRITE-IN VOTES FOR FEDERAL AND STATE CANDIDATES

CONTEST	DISTRICT	NAME	VOTES
STATE SENATE	38	FIEDLER, BETTY	1
(cont'd)		FORTIER, JAQUES	1
		FRANKLIN, JESSICA	1
		GILFERT, TOM	1
		GOMES, DAVID	1
		HEALEY, JR., ROBERT	1
		LEWISS, PETER	1
		LISA SIMPSON	1
		MACAULEY, ART	1
		MAMA, JOE	1
		MANDRY, RAY	1
		NOT DENNIS ALGIERE	2
		PANCIERA, ERNEST	1
		RONALD McDONALD	1
		TERRANOVA, JOE	3
		URSO, LORI	1
		WALSH, DONNA	2
		WREFORD, BARBARA	1

Write-in names are spelled as written on ballots and relayed by local boards of canvassers.

RI GENERAL ELECTION
November 5, 2002

WRITE-IN VOTES FOR FEDERAL AND STATE CANDIDATES

CONTEST	DISTRICT	NAME	VOTES			
STATE REPRESENTATIVE	1	AVILA, THOMAS	1			
		DEMINGS, ANTHONY	1			
		ESPEUT, RICHARD	1			
		FIEDLER, RICHARD	1			
		GRZYCH, DANIEL	2			
		MICKEY MOUSE	1			
		MITCHELL, DANIEL	1			
	2	2	PALANGIO, THOMAS	1		
			ANGELLO, EDITH	2		
			AXYONG	1		
			BARTLETT, JED	2		
			BILODEAU, ARIEL	1		
			BLOW, JOE	1		
			BRENNAN, PATRICIA	1		
			BROOKS, PAUL	2		
			BROWN ROBERT	1		
			CASEY, CHARLES	1		
			CASIG, CHARLES	4		
			DR. NO	1		
			ESTRELLA, ANTHONY	1		
			FLORENCE, RONALD	2		
			HARWOOD, JOHN	1		
			HERRIED, MATT	1		
			MATHEWSON, DAVID	1		
			MILLER, WILLIAM	1		
			MULLER, CHRISTOPHER	1		
			OTHER	2		
			PRINCE, JOSHUA	1		
			SARAULT, BRYAN	1		
			SCOTT, MURRAY	1		
			SHEA, NEIL	1		
			SILVERBERG, JOEL S.	1		
			SOP	1		
			TERZIAN, M.	1		
			WILLIAMS, KATHLEEN S.	1		
			WOOD, CLIFF	2		
			YOUNGREN, DON	1		
			3	3	ANDREW, SETH	1
					ANDRUS, SETH	1
					GARDELLA, STEE	1
	LOW, THEODORE	1				
	MARTIN, ALFRED	1				
	4	4	RETSINNS, ANY	1		
			GERRITT, GREG	1		
			GOLDEN, MOSHE	1		
			KANIG, DAVID	1		
			McKEE, TIMOTHY	1		
5	5	OVERBAY	1			
		BARBATO, RAY	1			
		GREEN PARTY	1			
		MADONNA	1			
		SWEENEY, ARTHUR K.	1			
WHIRLOW, JOSEPHINE	2					

RI GENERAL ELECTION

November 5, 2002

WRITE-IN VOTES FOR FEDERAL AND STATE CANDIDATES

CONTEST	DISTRICT	NAME	VOTES	
STATE REPRESENTATIVE (cont'd)	6	BAYUK, BRUCE	1	
		BAYUL, RUTH	1	
		BURNHAM, KIRSTEN	1	
		CIANCI, BUDDY	2	
		COHEN, SETH	1	
		CONCA, EDWARD	1	
		DONALD DUCK	1	
		DOW, JOHN	1	
		FARGUNES	3	
		GRAZIANO, K.	1	
		GUGLIELMO, DAVID	1	
		JASKIEWICZ, J.	1	
		LAMBARDO, WILLIAM	1	
		MANCINI, ANN MARIE	1	
		McKENNA, KEVIN	1	
		MULVEY, LYNN	1	
		NEWMAN, MR. FRED	1	
		NOLASKO, ROBERT	1	
		OSTROWSKI, JACKIE	1	
		PHILIPS, CHRIS	1	
		PONDER, THOMAS G.	1	
		RICCI, BOB	1	
		SHOELESS JOE JACKSON	1	
		SMITT, S.	1	
		7	AMICO, KRISTIN	1
			ANYONE BUT HER	1
			APICI, RALPH	1
			BAYUK, BRUCE	1
			BOWSER, RONALD	1
			BRASSIL, SHEILA	1
			BREEN, PATRICK	1
			DARBY, SCOTT B.	1
			DOE, JOHN	1
	DONALD DUCK		1	
	GRAZIANO, CATHERINE		2	
	HASSETT, JUNE		1	
	HOWARD, WYNAN		1	
	IAMONDI, DAVID		1	
	IMUS, DON	1		
	JONES, WINTER	1		
	MAGDROT, MARK	1		
	NOCERA, CHRISTOPHER	1		
	ODWYER, ADAM	1		
	RICCI, SANDRA	3		
	ROSELLI, CHARLENE	1		
	RYAN, DANIEL J.	1		
	SEVENAIR, PETER	2		
SZYNANSKI, JEFFREY	1			
WHITE, LISA F.	1			
WOLF, MICHAEL	1			
8	ALLEN, JOSEPH	2		
	CIANCI, BUDDY	1		
	DOLE, BOB	1		
	NONE OF THE ABOVE	1		
		SEPARATION OF POWERS	1	

RI GENERAL ELECTION
November 5, 2002

WRITE-IN VOTES FOR FEDERAL AND STATE CANDIDATES

CONTEST	DISTRICT	NAME	VOTES
STATE REPRESENTATIVE (cont'd)	8	TERZIAN, MICHAEL	1
		THURMAN, BARBARA	3
	9	VINAGRO, LOUIS	1
		ANYBODY ELSE	1
		BAKER, TOM	1
		BARRETT, ANDREW	1
		BRANCH, VIRGINIA	1
		BROMANTO, PETER	4
		DOYLE, SUSAN	1
		DUFFY, BOB	1
		GARCIA, DIONISIO	1
		GOITON, SENAY	1
		GOOD, CHRISTOPHER	1
		KERMIT	1
		KERR, DAWN	1
		KING, CARL H.	1
		LANG, KARY	2
		MASI, SALVATORE J.	1
		MAYBEN, BRIAN	1
		OLIVERI, DAWN	1
		PINNING, CHARLES	1
		SANSOUCI, MICHAEL	1
	SMURF, PAPA	1	
	TOSTE, JEFF	1	
	11	GOLOMAN, ROBERT	1
		KING, KATHY	1
		LEE, ROCHELLE BATES	2
		MICKEY MOUSE	2
		OGDIGAN	2
		PAIALINO, JOE	1
		PICARDO	1
		SMITH, GEORGE T.	1
		TATE, JOSEPH	1
		12	CIANCI, VINCENT
	GAUTHIER SR., FRANK O.		1
	HALLE, LYNN		1
	LAMUH, MICHELL		1
	MAXX		1
	McKENZIE, MATTHEW		1
	YOUNG, CORNELL		1
	13	DIRAIMO, MICHAEL	1
		FLEMING, BRYAN	1
		LAFAZIA, VINCENT	1
14	BOLAND, ROBERT	1	
	NEITHER	1	
	PISATURO, MICHAEL S.	1	
15	BARONE, JEFFREY P.	2	
	MONTANARO, FRANK	2	
16	BUCCI, AUGUSTINO	1	
	SMITH, JANE	1	
17	ANYBODY	1	
	ANYONE	1	
	ANYONE ELSE	1	

**RI GENERAL ELECTION
November 5, 2002**

WRITE-IN VOTES FOR FEDERAL AND STATE CANDIDATES

CONTEST	DISTRICT	NAME	VOTES
STATE REPRESENTATIVE (cont'd)	17	BAYUK, BRUCE	2
		BEDROSIAN, JASPER P.	1
		BUTT, BERTHA	1
		CO-EQUAL BRANCHES	2
		COLEMAN, HOWARD	1
		COLLINS, WENDY	1
		CONTI, ANTHONY	1
		CROSSLEY, DOUG	1
		CURRY, MATT	1
		DONALD DUCK	1
		DOORLEY, JOHN	1
		FUGUIERO, ROBERT S.	1
		HOWARD, CURLY	1
		HUDSON, WILLIAM	1
		JACQUARD, R.	1
		JAMES, DON	1
		LABSAN, J.	1
		MANZI, JAMIC	1
		MARTIN, CHRIS	1
		MICKEY MOUSE	1
		MILLER, DAN	1
		O'LEARY, JOHN	1
		OTHER	1
		PERRY, TYLER	1
		PILE, GOMER	1
		SENIER, AMY	1
		SMITH, JOHN	1
		SMITH, MATTHEW	1
		SOP	1
		TURCO, STANLEY	1
		VARTA, ALAN	1
		WOMICK, JOHN	1
		YORK, MYRTH	1
18	HANDY, F.	1	
	SOP	1	
20	ANYBODY	1	
	ANYBODY ELSE	1	
	ARCHER, TOM	1	
	BEAULIEU, WILLIAM	1	
	BORTA, NANCY	1	
	BURKE, JIM	1	
	BUSH, GEORGE	1	
	COLLINS, WENDY	1	
	COLWELL, LOIS	1	
	CORRENTE, ANTHONY	1	
	DONALD DUCK	1	
	EZ	1	
	FOURNIA, J. E.	1	
	GALLIGAN, THOMAS F.	1	
	GEMMA, AL	1	
	GREENHORN, TONY	1	
	HATZBERGER, JAMES	1	
	HESTON, CHARLTON	1	

**RI GENERAL ELECTION
November 5, 2002**

WRITE-IN VOTES FOR FEDERAL AND STATE CANDIDATES

CONTEST	DISTRICT	NAME	VOTES
STATE REPRESENTATIVE (cont'd)	20	KEENAN, ROBERT	1
		M. MOUSE	1
		MacHOMER, JUSTIN	1
		MAY, MITCHELL	1
		MICKEY MOUSE	4
		MOLLICONE, JOE	1
		PORKY PIG	1
		QUINLAN, PAUL	1
		REPUBLICAN	1
		SEPARATION OF POWERS	2
		SMITH, FEATA	1
		SOMEBODY ELSE	1
		THURSTON, ED	1
		TIERE, NOAH	1
		TURNER, KEVIN	1
		VIOLET, ARLENE	1
		WOJACHOWSKI, THAD	1
		21	BONN, JOE
	CAVANAUGH, FRED		2
	CONNORS, JOSEPH V.		1
	CRAUSMAN, SHARON		1
	CRAUSMAN, WILLIAM I.		1
	DeIFINO, GARY		1
	FEAR, LAURIE		1
	FORTE, SUSAN		1
	GIARRUSSO JR., PETER		1
	HOGAN, GEORGE MATTHEW		1
	JONATHAN Z		1
	JONES, JOHN		1
	PLUTO		1
	REALE, ADAM		1
	S.O.P.		1
	SCHDEL, DOUG		1
	SHMO, JOE		1
	THOMAS, JR., DAVE		1
	23	ADAMEC, SHAUN	1
24	MULLINS, FRANK	1	
25	ANYBODY ELSE	1	
	BAYUCK	1	
	BERTRAND, EDWARD	1	
	BULLWINKLE	1	
	GAY, PHILLIP R.	1	
	GRACE, TIMOTHY	1	
	KURTZ, FRED	1	
	LEBLANC, NARMAN	1	
	LECLAIR, MARIA J.	1	
	LUND, RICHARD	1	
	MAILLOUX, RAYMOND	1	
	MICKEY MOUSE	1	
	MOFFITT, VICTOR	1	
	MR. REPUBLICAN	1	
	NO ONE	1	
NONE OF THE ABOVE	1		

RI GENERAL ELECTION
November 5, 2002

WRITE-IN VOTES FOR FEDERAL AND STATE CANDIDATES

CONTEST	DISTRICT	NAME	VOTES	
STATE REPRESENTATIVE (cont'd)	25	OTHER	1	
		PERRY, DAVID	1	
		ROGERS, DAVE	1	
		ROSSI, DON	1	
		SHAFT, JOHN	1	
		SMITH, JOE	1	
		STACK, GREG	1	
	26	ANYONE ELSE	1	
		BAYUK	1	
		COLLINS, MICHAEL	1	
		DONALD DUCK	1	
		GREENE, GARIN	1	
		GULDEN, G.	1	
		LAWRANCE, MARK	1	
		MICKEY MOUSE	1	
		MORGAN, PATRICIA	3	
		SEPARATION OF POWERS	2	
		SOP	2	
		WASHINGTON, GEORGE	1	
		27	GALLUCCI, JOE	1
			RAINVILLE, ROBERT	1
		28	GUTHRIE	1
	HOPKINS, STEVE		1	
	INDEPENDENT		1	
	MARSEGLIA, MICHAEL		1	
	SHOLES, DAVE		1	
	29	ANDERSON, S.	1	
		MICHAUD, DENNIS	1	
		MOFFITT	1	
	30	RAPTAKIS	1	
		A.I.F.	1	
		ALEXANDER, LYNNE	1	
		ANDERSON, HAROLD	1	
		ANYBODY ELSE	1	
		ANYONE BUT A REPUBLICAN	1	
		BRADLEY, VINCENT D.	2	
		BRANNIGAN, MATT	1	
		CERRITO, JOSEPH F.	1	
		CIANCI, BUDDY	1	
		DEGROOT, GREG	1	
		DEMOCRAT 1 ST INDEPENDENT 2 ND	1	
		DEMOCRAT, JOHN Q.	1	
		EINIG, LYNNE	1	
		FARNUM	1	
		FITCH, GLENN	1	
		FLYNN, JOHN	1	
		GILL, MICHAEL	1	
		GORHAM, JAMES	1	
		GOSSMANN, BRITTANY	1	
		GRAY, SEDGWEK	1	
	GROSSO, KENT	1		
	HEALY, TIMOTHY	1		

**RI GENERAL ELECTION
November 5, 2002**

WRITE-IN VOTES FOR FEDERAL AND STATE CANDIDATES

CONTEST	DISTRICT	NAME	VOTES
STATE REPRESENTATIVE (cont'd)	30	HENNESSEY, JIM	1
		HOYER, CARL	1
		IANUCCILLI, SHARYN	1
		JOYCE, JANET	1
		LASTER, SIERRA	1
		MICKEY MOUSE	1
		NUMES, LINDA	1
		OSBOURNE, OZZY	1
		POLAND, JOE	1
		SANCHEZ, GUY	1
		SERDAKOWSKI, JOE	1
		SPONGE BOB	1
		ST. PIERE, RON	1
		SUPERMAN	1
		VALICENTI, GENE	1
		WALSH, TARA	2
		ZARRELLA, JERRY	1
	31	ALLAN, CHARLES E.	1
		ANZONE, RALPH	4
		BOGOSIAN, HARRY	1
		BROWN, WARREN	1
		CIANCI, BUDDY	1
		DAFFY DUCK	1
		ERLING, J.	1
		ETCHINGHAM, JOHN	3
		ETHINGHAM, JOHN	1
		FITZPATRICK, MARGARET H.	1
		GOOFY	1
		HARDY, J.	1
		HART, LESTER	1
		HARWOOD, PUCKY	1
		HEICK, DARRYL	1
		JANNITTO, PETER	1
		KILDAY, JR., GORDON	1
		LEIGHTON, KELL	2
		MacDONALD, JAMES	1
		MASSEY, JAMES	1
		MESSER, MAX	1
		MILLER, RICHARD	1
		MULLIEN, WILLIAM	1
		MUNROE, SCOTT	1
		OLEREO, MATT	1
		POULIOT, EUGENE L.	1
QUILLIN, SCOTT	1		
ROGERS, DAVE	1		
RUMSEY, PETER	1		
S.O.P.	1		
SCOTT, JOE	1		
SEPARATION OF POWERS	2		
SHERMAN, DAVID	1		
SIMPSON, HOMER	1		
SMITH, JEFF	1		
STRANDBERG, ALLISON	1		

RI GENERAL ELECTION
November 5, 2002

WRITE-IN VOTES FOR FEDERAL AND STATE CANDIDATES

CONTEST	DISTRICT	NAME	VOTES
STATE REPRESENTATIVE (cont'd)	31	SYLVESTRY, NOAH	1
		WARNOCK, JANICE	1
		WHITE, JOSEPH	1
		YORK, MYRTH	1
		ZACK	1
	32	CONTE, RICHARD	1
		DRIVER, ROD	1
		HENSLER, SUE	1
	33	CLARK, JIM	1
		JOHNSON, JEFF	1
		MacKENZIE	11
	34	OTHER	1
		ANY REPUBLICAN	1
		ANYONE BUT	1
		ANYONE ELSE	1
		BECK, KATHLEEN M.	1
		BOWEN, ERIC	1
		CATALDO, HARVEY	1
		DEVANEY, NANCY	1
		DOE, JOHN	2
		DYSON, JOE	1
		GAREY, JAMES R.	1
		HAMPTON, ALDEN	1
		HOWDY DOODY	1
		LENIHAN, GEORGE	8
		LENO, JAY	1
		LEPORE, FRED	1
		MARON, DAVID	1
		McCAULEY, PETE	1
		McGANNON, RICHARD	1
		McMANUS, ED	1
		McNILIE, BRIAN	1
		MENARD, WILLIAM	1
		MICKEY MOUSE	3
		MULHOLLAND, ANDREW	1
		NUNES-DUBE, SIMONE	1
		ONE, ANN E.	1
		PASCUCCI, PETER	1
		PHILBIN, MICHAEL	2
		POUNCE, BILL	1
	REPUCCI, JOSEPH	1	
	SCOTT, RON	1	
	STRAIGHT, KENNETH	1	
	SULLIVAN, TOM	1	
	WALSH, TOM	1	
	35	EDDY, MARY	1
		LOPES, MATTHEW	1
		MARTIN, PATRICIA	1
		MICKEY MOUSE	1
	36	MURPHY, TIMOTHY	1
		WALSH, TARA	1
BAYUK, BRUCE		1	
		GARVEY, EUGENE	2

RI GENERAL ELECTION
November 5, 2002

WRITE-IN VOTES FOR FEDERAL AND STATE CANDIDATES

CONTEST	DISTRICT	NAME	VOTES
STATE REPRESENTATIVE (cont'd)	36	GOMES, DAVID	1
		McDONALD, JIM	1
		SMITH, LEE	1
	37	MERKEL, JOHN	1
		URSO, LORI	1
	38	JACKSON, SAM L.	2
		PRICE, RITA	1
		WALSH, DONNA	1
	39	ANTONI, STEVEN	1
		ANYONE	1
		ANYONE ELSE	2
		BUMPUS, MARGE	1
		BUTERA, DONALD	1
		DONOHUE, MICHAEL	1
		ESASKY, RANDY	1
		FERNSTROM, KENNETH	1
		FICUS	1
		FORTIN, STEVE	1
		GARDINER, RANDY	1
		GEORGE, MYRNA	1
		HAZARD, D. LORI	1
		LEE, ARTHUR	1
		MICKEY MOUSE	1
		MOORE, MICHAEL	1
		PLUNKETT, THOMAS	1
		RUTHERFORD, TOM	1
		SHEA, DANIEL J.	1
		SMITH, BRADLEY R.	1
		SULLIVAN, W. MICHAEL	1
		WASHOE	1
		WHITNEY, PAUL C.	1
	40	ANYBODY ELSE	1
		HEALY, ROBERT	1
	41	ANDERSON, TARA	1
		ANYONE BUT	1
		ANYONE ELSE	1
		BIERMAN, BROCK	2
		BROWN, JAN	1
		BROWN, SAM	1
		CARRAR, MELISSA	1
		CASEY, ELLEN	1
		CERBO, LOUIS	1
		CONNOR, M.	1
DEMOCRAT		1	
DIAS, DONALD		1	
DOE, JOHN		1	
FAY, C. VINCENT		1	
FIELD, GAIL CHAD		1	
GOOLGASIAN, M. J.		1	
GROSS, CHARLES		1	
GROVES, RALPH		2	
HART, ROBERT		1	
KAUFMAN, DONALD		1	

**RI GENERAL ELECTION
November 5, 2002**

WRITE-IN VOTES FOR FEDERAL AND STATE CANDIDATES

CONTEST	DISTRICT	NAME	VOTES
STATE REPRESENTATIVE (cont'd)	41	KOSTAKUS, DEAN	1
		LOMBARDI, SALVATORE	1
		MARCELLO, MICHAEL	3
		MICKEY MOUSE	1
		MUMFORD, CAROL A.	1
		NONE OF THE ABOVE	2
		PANARELLO, DON	1
		PIEPER, ROBERT	1
		PRESS, MARC	1
		RIES, CAROLE	1
		SEPARATION OF POWERS	1
		SILVA JR., MANUAL	2
		SOP	1
		SPARLING, PETER	1
		TRAYNOR, JOE	1
		WHITEHEAD, DONNA	1
		YOUNG, ZEKE	1
	42	ACCIARDO, JOSEPH	2
		ANYBODY	1
		ANYONE	1
		ANYONE ELSE	1
		BERUBE, D.	1
		BROWN, HAROLD	1
		BROWN, JOHN	1
		CIANCI, BUDDY	1
		CONTI, JOHN	1
		COPPOLINO, R.	1
		DESROCHERS, PAUL	1
		DOE, JAME	1
		DONALD DUCK	1
		FALLELA, KEVIN	1
		HALL, RICHARD	1
		HOWARD	2
		KEYES, ALAN	1
		MICKEY MOUSE	4
		N. OTHER	1
		NOBODY	1
		NONE OF THE ABOVE	1
		NOT MARY!	1
		OTHER	1
		RUSSO, ALFRED	3
RYAN, ROBERT	1		
S.O.P.	1		
SACCOCCIO, PAUL	1		
SANDBERG, ROBERT	1		
SORENSEN, LEWIS	1		
SUSAN CARLINO	1		
TRICKOULIS, GEORGE	1		
VANNER, JOHN	1		
VINAGRO, LOUIS	3		
WELCHER, PATRICIA	1		
WINNIE THE POOH	1		

**RI GENERAL ELECTION
November 5, 2002**

WRITE-IN VOTES FOR FEDERAL AND STATE CANDIDATES

CONTEST	DISTRICT	NAME	VOTES
STATE REPRESENTATIVE	43	AGNEW, TIMOTHY	1
(cont'd)		ANTI-HOWARD	1
		ANYBODY	1
		ANYONE ELSE	1
		BAYUK, BRUCE	1
		BELISIMO, ADAM	1
		BERRADUCCI, MICHAEL	1
		BLAIR, MATT	1
		CANCE, KAREN	1
		CERRA, MARY	1
		CHESLEY, STEVEN	1
		COCCICAO, BRIAN	1
		CONTI, JOHN	2
		DeSIMONE, ANTONIO	1
		DONALD DUCK	3
		FEROLITO JR., RICHARD	2
		JOHN, ELTON	1
		KIWI MAN	4
		LAFAZIA, VIN	1
		MANERA, THOMAS	1
		MARANDOLA, LEWIS	1
		MEAGAN, ERIN	1
		MICKEY MOUSE	5
		MISTO, MURIEL	1
		MONTI, MARIA	1
		NO	1
		O'CONNEL, ANDREW	1
		RISE, LUCY	1
		S.O.P.	5
		SANTILLI, MIKE	1
		SCOTT, MICHAEL	1
		SMITH, JOE	1
		SMITH, JOHN	1
		THAYER, WALTER	1
		TYAS, KENNETH	1
		VANSTEEDEN, PETER	1
	44	COOKE, ED	1
		HOGAN, GARY	6
		HOGAN, MARY	1
		JOHNSON, B.	1
		LONGO, JOHN	1
	45	ALLEN, MARY	1
		ANYBODY BUT	1
		ANYONE	2
		ANYONE BUT HARWOOD	1
		ANYONE BUT RENE	1
		ANYONE ELSE	2
		BAYUK, BRUCE	4
		CALLAHAN, PARTICK	1
		COLLINS, WENDY	1
		DEPAULT, MR.	1
		DIVIS, MARY	1

**RI GENERAL ELECTION
November 5, 2002**

WRITE-IN VOTES FOR FEDERAL AND STATE CANDIDATES

CONTEST	DISTRICT	NAME	VOTES
STATE REPRESENTATIVE	45	DOE, JOHN	1
(cont'd)		DONALD DUCK	1
		DUBOIS, RONALD	1
		DZIOS, MANUEL	1
		FISHER, ED	1
		GAGNON	1
		GARRON	1
		GAUVIN, NORMAN	1
		GAUVIN, ROLAND	308
		GLEN, LINO	1
		GORCH	1
		GORDON, ROMAN	1
		GORMLEY, JOHN	1
		HANLEY, MIKE	1
		HEALY, ROBERT	1
		HEWEY, PAUL	1
		HOWARD, MOE	1
		INCERA, MATTHEW	1
		JACKSON, ROBERT	2
		JERK	1
		JOHNSON, A.	1
		KELLEY, DEBORAH	1
		LANNI, CAROL	1
		LAVERTY, JOHN	1
		LEONE, ANTHONY	1
		LYNCH, RICHARD	1
		MAGENDATZ, HENRY	1
		MASSE, RUSS	1
		MICKY MOUSE	2
		NONE OF THE ABOVE	2
		ORSINI, STEVEN T.	1
		PARKS, GARY	1
		PEITTE, REBELLA	1
		PELLETIER, JOHN	1
		PELOQUIN, LILLIAN	1
		PERSON RUNNING	1
		PICHETTE, KENNETH	1
		POISSON, RICHARD	1
		REEDY, GARY P.	1
		ROLLAND	1
		RYAN, DON	1
		SCULLY, TOM	3
		SENNO, CLORICE	1
		SHAFT	1
		SMITH	1
		SMITH, JOHN	1
		SOP	1
		SPONGE BOB	1
		ST. GERMAIN, GERARD	1
		TASHJIAN, WARREN	1
		VETRE, BRIAN M.	1
		WAGNER, CARL	1
		WEISS, JEFFREY	1
		WHOEVER	1

RI GENERAL ELECTION
November 5, 2002

WRITE-IN VOTES FOR FEDERAL AND STATE CANDIDATES

CONTEST	DISTRICT	NAME	VOTES
STATE REPRESENTATIVE (cont'd)	45	WOOD, AL	1
		WORDONGLA, WILLIAM	1
	YORK, DAN	1	
	46	BOUDJACK, JASON	1
		GAUVIN, ROLAND	1
		NONE OF THE ABOVE	1
	47	LOWE	1
		MAINVILLE, NORMAN C.	1
		RYAN, MARY	1
	48	CABRAL, DEREK	1
		MUNDY, TOM	1
		RUSSO, AL	1
		TOWNE, RICHARD B.	1
	49	GODIN, WILFRID L.	1
		I COULDN'T CARE	1
		LAFAYETTE, RENE	1
	50	ALLAM, DOUGLAS J.	1
		ANDERSON, PAM	1
		ANYONE ELSE	1
		BALDWIN, MICHAEL	1
		BENOIT, NANCY	1
		BRIEN, STELLA	1
		CHUDDY, STU	1
		FOURNIER, SR., ROBERT R.	1
		GUILBEAULT, NATHAN	1
		HAMMOND, DAVID	1
		HOULE, ARMAND	1
		LAPLANTE, PAUL	1
		LAROCHE, DIVID	1
		LUSSIER, DONNA	1
		MICKEY MOUSE	3
		MORIN, RAY	1
		PLASSE, ROBERT G.	1
		RICHARDS, RON	1
		WALSH, PETER	1
		51	BURT, JOSHUA
	DENAUT, JOHN		1
	DUNBAR, DON		1
	GAUBIN, RONALD		1
	LEWIS, CHRIS		1
	MUSCHY, RON		2
	MUTCHLER, KARL		2
	PASKANIK, JACK		2
	PERRIN, DANIEL	1	
	52	BAYUK, BRUCE	1
		FRAMPTON, ELIZABETH	1
		IWUC, DAVE	1
		McGRATH, EDMOND	1
	54	NEEDHAM, JOHN	1
		DeMAYO, NICK	1
		LAULEY, MARY ELLEN	1
		MICKEY MOUSE	3
		NEITHER	1

RI GENERAL ELECTION
November 5, 2002

WRITE-IN VOTES FOR FEDERAL AND STATE CANDIDATES

CONTEST	DISTRICT	NAME	VOTES	
STATE REPRESENTATIVE (cont'd)	55	PALLADIN, ALBERT	2	
		RABBIT, ROGER	1	
		ROLLINS, MICHAEL	1	
		ROSS, NANCY	1	
		SAYLES, JUSTIN	1	
	56	TUDINO, DAVID	1	
		ALLARD, RENE	2	
		BROUILLETTE, BILL	1	
		CLINTON, BILL	1	
		DeMEULE, W.R.	1	
		DeMEULE, WILFRED R.	1	
		DONALD DUCK	1	
		FERI, BOB	1	
		FERRI, ROBERT	8	
		MICKEY MOUSE	1	
		SWISTALS, SHAWN	1	
		WHITE, WILLIE	1	
		57	ANY 1 BUT	1
	ANYONE ELSE		3	
	BRADLEY, PAT		1	
	BRADY, TOM		1	
	BUSS, PAUL J.		1	
	CORENTI, FRANK		1	
	DARLING, STACEY		1	
	DeMEULE, W.R.		1	
	DIXON, BILL		1	
	DORIS, JOHN A.		2	
	EVENS, GORDAN		1	
	GORMLEY, JOHN F.		1	
	GRENON, ROLAND		1	
	LAZIEH, THOMAS		1	
	LEDGER, JASON		1	
	LOPES, LUIS M.		1	
	MICKEY MOUSE		1	
	MILLETTE, THERESA		1	
	SEPARATION OF POWERS		2	
	SOARES, DONALD		1	
	SOLY, THEODORE A.		2	
	VIOLET, ARLENE		1	
	YORKE, DAN		1	
	58	BAYUK	1	
		BOX, JOE	1	
		ELBY, CHRISTINA	1	
		HENSON, JAN	1	
		KOSTKA, MICHAEL	2	
		LAFOUNTAIN, PHILIP	1	
		MAGMON, EDWARD	1	
		POPE JOHN PAUL	1	
		59	BAYUK, BRUCE	507
			ITKIN, BALCOM	1
	60	BAYUK, BRUCE	1	
		JONES, ROBERT	1	

RI GENERAL ELECTION
November 5, 2002

WRITE-IN VOTES FOR FEDERAL AND STATE CANDIDATES

CONTEST	DISTRICT	NAME	VOTES	
STATE REPRESENTATIVE (cont'd)	60	McELROY, JOHN	1	
		WEINSCHL, JON	1	
	61	BAYUK	4	
		BERGERON, JOHN	1	
		CASH, RICHARD	1	
		COSTA, DIANE	1	
		COUTIN, JASON	1	
		CROUSMAN, ROB	1	
		DAWSON, JIM	1	
		DURAND JUSTIN	1	
		HANDRIGAN, SADIE	1	
		HARWOOD, JOHN	1	
		HEALEY, ROBERT	1	
		JOHNSON, STEPHEN	1	
		KENT, PETER	1	
		LAFLAMME, LOU	2	
		LISTON, KEVIN	1	
		McNAUGHTON, ANDRIENNA	1	
		RYAN, NEIL R.	1	
		62	ANDERSON, JON	2
		63	ALMEIDA, ANTHONY	1
			BAYUK, BRUCE	3
	BOTELHO, JOE		1	
	BRAXTON, MARIA		1	
	BURLESON, C. T.		1	
	CONNORS, STEVE		1	
	CONTI, MICHAEL		1	
	COOGAN, HEATHER		1	
	CROKE, RICHARD G.		1	
	DAVIS, JOHN		1	
	DENNIGAN, BETSY		1	
	DRAKE, DAVID		1	
	FARRELL, PAULINE		1	
	FERGUSON, CYNTHIA		1	
	FOLEY, TONY		1	
	GRANT, ROLLAND		1	
	LARISA, JOE		1	
	LARISA, JOHN		1	
	LOVETT, REV. CAMPBELL		1	
	MARTIN, SANDY		1	
	MONIZ, CHRISTINE H.		1	
	NAHAS, WILLIAM T.		1	
	NIEDERMAN, LEAN		1	
POOLE, STEVE	1			
ROGERS, CYNTHIA	1			
WARING, MASON	1			
WELLSTONE	1			
64	BAYUK, BRUCE	1		
	CALLAHAN, JAMES	1		
	CIANCI, BUDDY	2		
	CLINTON, BILL	1		
		COEHLO, RAY	3	

RI GENERAL ELECTION
November 5, 2002

WRITE-IN VOTES FOR FEDERAL AND STATE CANDIDATES

CONTEST	DISTRICT	NAME	VOTES	
STATE REPRESENTATIVE (cont'd)	64	COLLINS, WENDY	1	
		FARIA, JOSEPH F.	1	
		GRACE, SCOTT	1	
		HEALEY, ROBERT J.	1	
		JACQUES, NORMAN	1	
		LARSEN, ERIK L.	2	
		LOPES, MARIA	1	
		LYCON, JOSEPH	1	
		MARTIN, J. P.	1	
		McCAIN, LUCAS	1	
		MEDEIROS, DVID A.	1	
		MEDEIROS, MARSHA	1	
		ROONEY, MICKEY	1	
		SILVA, NELSON	5	
		SOUSA, JOSEPH	1	
	65	BAYUK, BRUCE	1	
		FISHER, W. CHRIS	1	
		GRANT, ROLAND	1	
		HARRINGTON, DANIEL	1	
		HEALEY, ROBERT J.	1	
		NEUBERG, KENNETH	1	
		O'BRIEN, DENNIS	1	
		PIERCE, TERESA	1	
		SULLIVAN, BOB	1	
		TAYLOR, HEATHER	1	
		VINCENT, JOHN	1	
		66	AN BERRIMAN	1
			ANYONE ELSE	2
	ASHBY, W. D.		1	
	BAKST, CHARLES		1	
	BEDTIME STORY		1	
	BERRINAN, A.		1	
	BUTERA, DAVID		1	
	COCKER, JARNES H.		1	
	EDWARDS, BURTON		1	
	FULLER, PAUL		1	
	GEMAKO, GALE		1	
	GOOFY		1	
	GRANT, ROLLAND		1	
	GREEN PARTY		1	
	GREEN, KATE		1	
	INDEPENDENT		1	
	KOBING, JOHN		1	
KORIOTA, KEN	1			
MILLER, ROBERT	1			
NOAM CHOMSHY	1			
O'CONNELL, MICHAEL	1			
PUBLIC, JOHN A.	1			
ST. ANGELO, DOMINIC	1			
VAN DEUSEN, ERNEST	1			
WHITEHOUSE, SHELDON	1			
WILSON, BILL	1			

**RI GENERAL ELECTION
November 5, 2002**

WRITE-IN VOTES FOR FEDERAL AND STATE CANDIDATES

CONTEST	DISTRICT	NAME	VOTES
STATE REPRESENTATIVE (cont'd)	67	ACKLEY, EDWARD	1
		ACKLEY, TED EDWARD	1
		ANARCHY	1
		ANYBODY ELSE	2
		BERG, GEOFF	1
		BLOUNT, JULIE	1
		BROWN, W.	1
		BURKE, SANDRA M.	1
		CHAPMAN, HAROLD	1
		DELSESTO, STEVEN	1
		DOLAN, ANGELA K.	1
		FERREIRA, JOSEPH E.	1
		FERREIRA, LEONEL	1
		FERRI, JAY	1
		FOWLER, GREG	1
		HEALEY, ROBERF	1
		JANNITTO, JOHN	1
		KEE, BYRON	2
		LIMA, ROBERT	1
		LYONS, ROSEMARY	1
		MALIK, JAN	1
		MANDEROSIAN, G.	1
		MARTEL, ED	1
		MICKEY MOUSE	2
		MURPHY, MICHAEL S.	1
		NILE, GLEN D.	1
		PORKER, JULI	1
		REPUBLICAN	1
		SEPARATION OF POWERS	1
		SHAW, PETER	1
		SOARES, JOSEPH	1
		SOP	1
		SOUZA, DENNIS	2
		STANLEY, CHRIS	2
		WHOEVER IS RUNNING	1
	69	CASTILLO, ADELE	1
	70	ALLCOCK, DANA	1
		COOPER, RICHARD	1
		DAY JR., JAMES L.	1
		FRANCIS, MARLA	1
		HANEY, JAMIE R.	1
LINGARO, PETER		1	
MICKEY MOUSE		1	
TOWRY, JIM		1	
TSIONGAS, K. NICHOLAS		2	
71		CARROLL, PAUL	1
	MICKEY MOUSE	1	
73	ANYONE BUT	1	
	ANYONE ELSE	1	
	ANYONE, TOM	1	
	ARCHER, PAT	1	

RI GENERAL ELECTION
November 5, 2002

WRITE-IN VOTES FOR FEDERAL AND STATE CANDIDATES

CONTEST	DISTRICT	NAME	VOTES	
STATE REPRESENTATIVE (cont'd)	73	BACCARI, JAMES	1	
		BAKER, VIRGINIA	1	
		BOOTH, DONALD	1	
		BORGETTA, ANTHONY	1	
		BURNHART, THOMAS	1	
		CAPPLER, RICHARD	1	
		CARLIN, JR., DAVID	1	
		CARROLL, CHUCK	1	
		CIANCI, BUDDY	1	
		COOK, ELIZABETH	1	
		DR. LOVE	1	
		DUNN, JAMES	1	
		EVERETT, ROLLAND	1	
		FERRIERA, JON P.	1	
		FLINTSTONE, FRED	1	
		GIBBS, JUNE	1	
		GRIFFIN, ROB	1	
		HOFFMAN, BURKE	1	
		HUGGINS, WYATT	1	
		HUNTE, ROBERT	1	
		LEWISMA, R.	1	
		LORD, MEREDITH	1	
		MAHAR, JAMES	1	
		MAHONEY, PATRICIA	1	
		MARTIN, MAGGIE	1	
		MATAMAN, JAMENE	1	
		McCOURT, ROBERT	1	
		MERENBEM, OLA	1	
		MICKEY MOUSE	2	
		MONTGOMERY, ASA E.	1	
		NONE OF THE ABOVE	1	
		O'ROURKE, CHARLES	1	
		PAIVA, ARTHUR	1	
		RODRIGUES, SOL	1	
		SEVENEY, JAMES	1	
		SMITH, JAMES E.	1	
		SPIRATOS	1	
		STUART, GIL	1	
		SULLIVAN, ROBERT	1	
		TIERNAN, DAN	1	
		TURNER, TOM	1	
		74	LEVESQUE, GEORGE	1
		75	BEEDY, TOM	1
	BLANCHETTE, JOHN	1		
	DIAS, JAMES F.	1		
	DILLON, BOB	1		
	HOLE, JOHN	1		
	SILVA, J.	1		
	TRUST, JERRY	1		

Write-in names are spelled as written on ballots and relayed by local boards of canvassers.

POLLING PLACE LOCATIONS
General Election
November 5, 2002

COMMUNITY	Precinct	Cong. Dist.	Sen. Dist.	Rep. Dist.	Vote Dist.	Ward	POLLING PLACE
BARRINGTON	0101	1	9	66	1		Barrington High School - Music Room
	0102	1	9	66	2		Primrose Hill School - Front Entrance
	0103	1	9	66	3		Sowams School - Cafeteria/Multi-Purpose
	0104	1	9	66	4		Middle School - Front Entrance
	0105	1	9	66	5		Nayatt School - Front Entrance
	0106	1	9	66	6		St. John's Church - Field Hall
	0107	1	9	67	7		Senior Center at the Library
	0108	1	9	67	8		Hampden Meadows School - Front
BRISTOL	0201	1	9	68	1		Rockwell School
	0202	1	9	68	2		Rockwell School
	0203	1	9	68	3		Bristol Housing Authority - Comm. Rm.
	0204	1	9	68	4		National Guard Armory - North Side
	0205	1	10	68	5		National Guard Armory - Rear
	0206	1	11	68	6		Burnside Building - 2nd Floor
	0207	1	11	68	7		Burnside Building - 2nd Floor
	0208	1	9	69	8		National Guard Armory - South Side
	0209	1	10	69	9		National Guard Armory - South Side
	0210	1	11	69	10		Elder Care
	0211	1	11	69	11		Elder Care
BURRILLVILLE	0301	1	23	47	1		Pascoag Fire Station - Hose 1
	0302	1	23	47	2		Beckwith-Bruckshaw Mem Lodge
	0303	1	23	47	3		Burrillville High School
	0304	1	23	47	4		Harrisville Fire Station
	0305	1	23	47	5		Oakland-Mapleville Fire Station - R.S.
	0306	1	23	48	6		Nasonville Fire Station - R.S.
CENTRAL FALLS	0401	1	16	56	1	1	Calcutt Middle School Room A
	0402	1	16	56	2	2	M.I. Robertson School Room A
	0403	1	16	56	3	3	Forand Manor Room A
	0404	1	16	56	4	4	Wilfrid Manor Room A
	0405	1	16	56	5	5	Capt. G.H. Hunt School Room A
	0406	1	16	57	6	2	M.I. Robertson School Room B
	0407	1	16	57	7	4	Wilfrid Manor Room B
	0408	1	16	57	8	5	Capt. G.H. Hunt School Room B
CHARLESTOWN	0501	2	34	36	1		Charlestown/Richmond Vol Fire Assn.
	0502	2	38	36	2		Charlestown Town Hall
	0503	2	38	36	3		Charlestown Ambulance Barn
	0504	2	38	36	4		St. Andrew Lutheran Church
	0505	2	34	39	5		Charlestown Richmond Fire Station
	0506	2	38	39	6		Quonochontaug Grange
	0507	2	38	39	7		Charlestown Elementary School
COVENTRY	0601	2	33	25	1	3	Our Lady of Czenstochowa School
	0602	2	33	26	2	3	Club Jogues
	0603	2	33	27	3	4	Tiogue School
	0604	2	24	28	4	2	Washington Oak School
	0605	2	24	28	5	2	Coventry Middle School
	0606	2	24	28	6	2	Coventry Community Center
	0607	2	24	28	7	4	Coventry Senior Center
	0608	2	24	28	8	5	Coventry High School North
	0609	2	24	28	9	1	Christ Church
	0610	2	24	28	10	2	Westwood Estates Club House

**RI GENERAL ELECTION
November 5, 2002**

COMMUNITY	Precinct	Cong. Dist.	Sen. Dist.	Rep. Dist.	Vote Dist.	Ward	POLLING PLACE
COVENTRY (cont'd)	0611	2	33	28	11	3	Knights of Columbus Hall
	0612	2	33	28	12	1	Hill Farm Fire Station
	0613	2	33	29	13	5	Woodland Manor II
	0614	2	33	29	14	4	Oak Haven School
	0615	2	33	29	15	5	Hopkins Hill School
	0616	2	33	29	16	5	Coventry High School South
	0617	2	33	29	17	4	Tiogue Fire Station
	0618	2	24	40	18	1	Summit Baptist Church
	0619	2	33	40	19	1	Western Coventry School
CRANSTON	0701	2	26	14	1	3	Arlington Manor - Right Side
	0702	2	26	14	2	3	Gladstone School
	0703	2	26	14	3	3	Cranston Senior Center - Right Side of Doorway
	0704	2	26	14	4	3	Arlington Manor - Left Side
	0705	2	26	14	5	3	Cranston YMCA
	0706	2	26	14	6	3	Arlington School - Right Side
	0707	2	26	14	7	5	Nelson-Mack VFW Post #4651- Right Side
	0708	2	26	14	8	5	Maria DiPrata
	0709	2	28	14	9	3	Stadium School - Cafeteria
	0710	2	26	15	10	4	Hope Highlands School - Gym
	0711	2	26	15	11	4	Scituate Vista Apartments - Community Room L.S.
	0712	2	26	15	12	5	Cranston Fire Station #6
	0713	2	27	15	13	4	Word of Life
	0714	2	27	15	14	4	Oaklawn School - Cafeteria
	0715	2	27	15	15	6	Vasa Music Hall
	0716	2	27	15	16	6	Schofield Armory - Right Corner Opposite Door
	0717	2	27	15	17	6	Cranston Teachers Alliance
	0718	2	26	16	18	5	George Peters School - Cafeteria (front of stage)
	0719	2	26	16	19	4	Western Hills Middle School - Gym Right Side
	0720	2	27	16	20	2	Waterman School - Cafeteria
	0721	2	27	16	21	6	Glen Hills School - Front of Stage
	0722	2	27	16	22	4	Crans.High School West - Auditorium Foyer
	0723	2	27	16	23	6	Meshanticut Vista - 2nd Floor Comm. Rm.
	0724	2	27	16	24	6	Garden City School - Cafeteria Right Side
	0725	2	27	16	25	6	Cranston Public Library - Opposite Doorway
	0726	2	28	16	26	1	Cranston Portugese Club
	0727	2	28	16	27	2	Budlong Manor - Community Room
	0728	2	26	17	28	5	George Peters School - Cafeteria Right Side
	0729	2	27	17	29	3	Horton School - Cafeteria
	0730	2	27	17	30	5	Woodridge School - Cafeteria (right wall)
	0731	2	27	17	31	5	Woodridge School - Cafeteria (left corner)
	0732	2	27	17	32	2	Waterman School - Cafeteria
	0733	2	27	17	33	2	Phillips Memorial Baptist Church - Basement
	0734	2	27	17	34	2	Cranston High School East - Gym Foyer
0735	2	28	17	35	3	Special Services Center - Conference Room	
0736	2	28	17	36	2	Eden Park School - Cafeteria Right Side	
0737	2	28	18	37	2	Cranston City Hall - Foyer	
0738	2	28	18	38	1	Auburn Library	
0739	2	28	18	39	1	Park View Middle School - Foyer	
0740	2	28	18	40	2	William R. Dutemple School - Cafeteria	
0741	2	28	18	41	1	Edgewood Highlands School - Cafeteria R.S.	

**RI GENERAL ELECTION
November 5, 2002**

COMMUNITY	Precinct	Cong. Dist.	Sen. Dist.	Rep. Dist.	Vote Dist.	Ward	POLLING PLACE
CRANSTON (cont'd)	0742	2	28	18	42	1	Norwood Ave. School
	0743	2	28	18	43	1	Hall Manor - Community Room
	0744	2	28	18	44	1	William Hall Library
	0745	2	28	19	45	1	Scottish Rite Cathedral - Community Room L.S.
	0746	2	26	41	46	5	Cranston Fire Station #6
	0747	2	26	41	47	4	Faith Presbyterian Church - R.S.of Doorway
	0748	2	26	41	48	4	Cranston Country Club
	0749	2	26	42	49	5	Kelley & Gazzero VFW Post - Right Side
	0750	2	26	42	50	5	Stonehill School - Cafeteria (front of stage)
CUMBERLAND	0801	1	20	45	1	5	Drop Zone - Civic Center
	0802	1	20	45	2	5	Flat St. Housing
	0803	1	20	45	3	5	John J. McLaughlin Cumberland Hill School
	0804	1	20	45	4	5	Cumberland Hill Fire Station
	0805	1	19	52	5	2	Garvin School
	0806	1	19	52	6	3	Calvin Presbyterian Church
	0807	1	19	52	7	3	Chimney Hill Apartments - Comm. Rm.
	0808	1	19	52	8	3	Bear Hill Village Apts. - Comm. Rm.
	0809	1	19	52	9	4	Community School
	0810	1	19	52	10	4	Diamond Hill Ski Lodge - East
	0811	1	20	52	11	4	Diamond Hill Ski Lodge - West
	0812	1	20	52	12	4	Northern Town Garage - Left Bay Area
	0813	1	16	57	13	1	Our Lady of Fatima Hall - L.S.
	0814	1	16	57	14	1	Our Lady of Fatima Hall - R.S.
	0815	1	19	57	15	1	Highland Avenue Middle School
	0816	1	19	57	16	1	One Mendon Road Housing
	0817	1	19	57	17	2	Kent Street Town Garage - Right Bay Area
	0818	1	19	57	18	2	St. Joseph's Church Hall - L.S.
EAST GREENWICH	0901	2	33	30	1		Archie Cole Jr. High School
	0902	2	33	30	2		East Greenwich High School - Gym
	0903	2	35	30	3		Swift Gymnasium
	0904	2	35	30	4		Hanaford School
	0905	2	35	30	5		Eldredge School
	0906	2	35	30	6		Archie Cole Jr. High School
	0907	2	35	30	7		Frenchtown School
	0908	2	35	30	8		Frenchtown School
EAST PROVIDENCE	1001	1	14	2	1	1	City Hall - Lobby
	1002	1	14	2	2	2	Weaver Memorial Library
	1003	1	8	62	3	1	Francis School Room "A"
	1004	1	14	62	4	1	Francis School Room "B"
	1005	1	8	63	5	1	Thompson School
	1006	1	14	63	6	1	Newman Church Hall
	1007	1	18	63	7	1	East Providence Community Center
	1008	1	18	63	8	2	East Providence Senior Center
	1009	1	18	63	9	3	Kent Heights School
	1010	1	18	63	10	3	St. Martha's Hall "A"
	1011	1	18	63	11	3	K of C Hall
	1012	1	14	64	12	1	Orlo Avenue School
	1013	1	14	64	13	1	City View Manor
	1014	1	14	64	14	2	Whiteknact School
	1015	1	14	64	15	2	Grove Avenue School

**RI GENERAL ELECTION
November 5, 2002**

COMMUNITY	Precinct	Cong. Dist.	Sen. Dist.	Rep. Dist.	Vote Dist.	Ward	POLLING PLACE
EAST PROVIDENCE (cont'd)	1016	1	14	64	16	2	Hennessey School
	1017	1	18	64	17	2	St. Martha's Hall "B"
	1018	1	18	64	18	3	Martin Middle School
	1019	1	18	65	19	3	Silver Spring School
	1020	1	18	65	20	3	William Watters School Room "A"
	1021	1	18	65	21	4	William Watters School Room "B"
	1022	1	18	65	22	4	Riverside Middle School
	1023	1	18	65	23	4	Waddington School
	1024	1	18	65	24	4	Meadowcrest School
	1025	1	18	65	25	4	Oldham School Room "A"
	1026	1	18	66	26	4	Oldham School Room "B"
EXETER	1101	2	34	31	1		Chester Kirk Center - Phoenix House
	1102	2	34	39	2		Metcalfe School - Cafeteria
	1103	2	34	39	3		Chester Kirk Center - Phoenix House
FOSTER	1201	2	24	40	1		Capt. Isaac Paine School
	1202	2	24	40	2		Moosup Valley Fire Co.
GLOUCESTER	1301	2	23	40	1		Town Hall - Town Council Chambers
	1302	2	23	40	2		West Gloucester Elementary School - Cafeteria
	1303	2	23	40	3		Glocester Meal Site
	1304	2	23	47	4		Harmony Library - Conference Room
	1305	2	23	53	5		Fogarty Elementary School - Cafeteria
HOPKINTON	1401	2	34	38	1		Crandall House Activity Center
	1402	2	34	38	2		Hope Valley Elementary School - Cafetorium
	1403	2	34	38	3		Public Works Garage - Hopkinton City
JAMESTOWN	1501	1	13	74	1		Community Center
	1502	1	13	74	2		Lawn Avenue School
	1503	1	13	74	3		Melrose Ave. School
JOHNSTON	1601	2	25	13	1	2	Winsor Hill School
	1602	2	25	13	2	2	Winsor Hill School
	1603	2	25	42	3	1	Johnston Senior Center
	1604	2	25	42	4	2	St. Rocco Church - Basement
	1605	2	25	42	5	2	St. Rocco Church - Basement
	1606	2	25	42	6	5	Local #57 - Training Facility
	1607	2	25	42	7	1	APW Union Hall
	1608	2	25	42	8	1	Simmons Village - Community Hall
	1609	2	25	43	9	2	Nicholas Ferri Middle School - Cafeteria RS
	1610	2	25	43	10	4	Graniteville School
	1611	2	25	43	11	5	Johnston High School - Cafeteria
	1612	2	25	43	12	3	George C. Calef School
	1613	2	25	43	13	3	Aime J. Forand Housing for Elderly
	1614	2	25	43	14	4	Graniteville School
	1615	2	25	43	15	4	Sarah Dyer Barnes School
	1616	2	25	43	16	2	Nicholas Ferri Middle School - Cafeteria LS
	1617	2	25	43	17	3	Calef School
	1618	2	25	44	18	5	Brown Ave School
LINCOLN	1701	1	7	44	1	3	Twin River Fire Station
	1702	1	7	44	2	3	K of C Hall
	1703	1	19	45	3	5	Kirkbrae Condo Club House
	1704	1	19	45	4	4	Epoch Assisted Living
	1705	1	19	45	5	5	St. James School

**RI GENERAL ELECTION
November 5, 2002**

COMMUNITY	Precinct	Cong. Dist.	Sen. Dist.	Rep. Dist.	Vote Dist.	Ward	POLLING PLACE
LINCOLN (cont'd)	1706	1	19	45	6	4	Albion Youth Center
	1707	1	19	45	7	3	Blackstone Valley Historical Soc. (North Gate)
	1708	1	7	46	8	4	Central Elementary School
	1709	1	17	46	9	1	7th Day Adventist Church
	1710	1	17	46	10	1	Saylesville School
	1711	1	17	46	11	1	Senior Center
	1712	1	17	46	12	2	Lincoln Manor
	1713	1	17	46	13	3	St. Basil's Church
	1714	1	19	46	14	4	Town Hall
	1715	1	19	46	15	2	Lonsdale Elementary School
	1716	2	19	46	16	2	St. Jude's Parish Center
LITTLE COMPTON	1801	1	12	71	1		Josephine Wilbur School - Auditorium/Gym
	1802	1	12	71	2		Josephine Wilbur School - Auditorium/Gym
MIDDLETOWN	1901	1	12	72	1		Senior Citizen Center - Meeting Room
	1902	1	12	72	2		Joseph H. Gaudet School - Gym L.S.
	1903	1	12	72	3		Joseph H. Gaudet School - Gym R.S.
	1904	1	12	72	4		Aquidneck School - Auditorium
	1905	1	12	73	5		Bayview Trailer Park Recreation Rm.
	1906	1	12	74	6		Linden School - Auditorium
	1907	1	12	74	7		Town Hall - Council Chambers
	1908	1	12	74	8		School Administration Building
NARRAGANSETT	2001	2	36	33	1		North Beach Clubhouse
	2002	2	36	33	2		Mettatuxet Yacht Club - R.S.
	2003	2	36	33	3		Mettatuxet Yacht Club - L.S.
	2004	2	36	33	4		Bonnet Shores Community Center - R.S.
	2005	2	36	33	5		Bonnet Shores Community Center - L.S.
	2006	2	36	34	6		St. Mary's Star of the Sea Church
	2007	2	36	34	7		St. Mary's Star of the Sea Church
	2008	2	36	34	8		Narragansett Pier School
	2009	2	36	34	9		Narragansett Pier School
	2010	2	36	34	10		Narragansett Elementary School
	2011	2	36	34	11		Narragansett Community Center - R.S.
NEWPORT	2101	1	12	72	1	3	Wm. J. Donovan Manor - R.S.
	2102	1	12	73	2	2	St. George's Church Hall
	2103	1	12	73	3	2	St. Peter's Church
	2104	1	13	73	4	2	Sullivan School
	2105	1	13	73	5	2	Martin Luther King Center
	2106	1	13	73	6	1	Knights of Columbus Hall
	2107	1	13	73	7	1	Florence Gray Center
	2108	1	13	75	8	1	St. John's Church Hall
	2109	1	13	75	9	3	Clarke School Apartments
	2110	1	13	75	10	3	Newport Police Department
	2111	1	13	75	11	3	William J. Donovan Manor - L.S.
	2112	1	13	75	12	4	Hibernian Hall
	2113	1	13	75	13	4	St. Augustin's School
	2114	1	13	75	14	4	Carey School
NEW SHOREHAM	2201	2	37	36	1		Block Island School
NORTH KINGSTOWN	2301	2	35	31	1		Davisville Elementary School
	2302	2	35	31	2		Stony Lane School
	2303	2	35	31	3		Stony Lane School
	2304	2	35	31	4		Davisville Middle School

**RI GENERAL ELECTION
November 5, 2002**

COMMUNITY	Precinct	Cong. Dist.	Sen. Dist.	Rep. Dist.	Vote Dist.	Ward	POLLING PLACE
NORTH KINGSTOWN (cont'd)	2305	2	36	31	5		Forest Park School
	2306	2	35	32	6		Quidnesett Elementary School
	2307	2	35	32	7		North Kingstown Senior High School
	2308	2	35	32	8		Wickford Middle School
	2309	2	36	32	9		Quidnesett Elementary School
	2310	2	36	32	10		Cold Spring Community Center
	2311	2	36	32	11		Hamilton Elementary School
	2312	2	36	32	12		Fishing Cove School
	2313	2	35	33	13		Slocum Grange Hall
	2314	2	36	33	14		Hamilton Elementary School
NORTH PROVIDENCE	2401	1	7	6	1	3	Fruit Hill Fire Station #2
	2402	1	7	6	2	3	Fruit Hill Fire Station #2
	2403	1	7	54	3	1	Centredale School - Gym
	2404	1	7	54	4	1	James L. McGuire School - Gym
	2405	1	7	54	5	1	Police/Fire Complex
	2406	1	7	54	6	1	Greystone School
	2407	1	7	54	7	3	Dr. Edward Ricci School
	2408	1	7	54	8	3	North Providence High School
	2409	1	7	54	9	1	Police/Fire Complex
	2410	1	7	55	10	1	North Providence High School
	2411	1	7	55	11	2	Birchwood School - Gym
	2412	1	7	55	12	2	Birchwood School - ? Location
	2413	1	7	55	13	3	Stephen Olney School
	2414	1	17	55	14	2	Dr. Joseph Whelen School
	2415	1	17	55	15	2	Marieville School - Gym
	2416	1	17	55	16	2	Marieville School - ? Location
	2417	1	17	55	17	2	Marieville Fire Station
	2418	1	17	58	18	2	American Legion Club
NORTH SMITHFIELD	2501	1	21	48	1		Villa At St. Antoine
	2502	1	22	48	2		Primrose Fire Station
	2503	1	22	48	3		North Smithfield Fire Station
	2504	1	22	48	4		Municipal Annex
	2505	1	23	48	5		Scouters' Hall
	2506	1	23	48	6		Kendall-Dean School
PAWTUCKET	2601	1	16	46	1	6	St. Germain Manor - L.S.
	2602	1	17	46	2	6	Elwood Euart Post - L.S.
	2603	1	16	58	3	5	St. Germain Manor - R.S.
	2604	1	16	58	4	6	Cunningham School - Gym
	2605	1	17	58	5	5	Baldwin School - Gym
	2606	1	17	58	6	6	Elwood Euart Post - R.S.
	2607	1	17	58	7	6	Nathanial Green School - Gym
	2608	1	15	59	8	4	Varieur School - Gym
	2609	1	15	59	9	4	Towers East - Hall
	2610	1	15	59	10	6	City Hall - Lower Level Foyer
	2611	1	15	59	11	5	Advent Church- Hall
	2612	1	15	59	12	5	West Avenue Fire Station
	2613	1	16	59	13	6	Kennedy Housing - hall
	2614	1	17	59	14	4	West Avenue Fire Station
	2615	1	17	59	15	5	Baldwin School - Gym
	2616	1	8	60	16	1	Curvin-McCabe School - gym
	2617	1	8	60	17	2	Cottage Street Fire Station

**RI GENERAL ELECTION
November 5, 2002**

COMMUNITY	Precinct	Cong. Dist.	Sen. Dist.	Rep. Dist.	Vote Dist.	Ward	POLLING PLACE
PAWTUCKET (cont'd)	2618	1	15	60	18	1	Burns Manor - Hall L.S.
	2619	1	15	60	19	2	Burns Manor - Hall R.S.
	2620	1	15	60	20	4	Jenks Jr. High School - hall near auditorium
	2621	1	8	61	21	1	Flora Curtis School - gym R.S.
	2622	1	8	61	22	1	Flora Curtis School - gym L.S.
	2623	1	8	61	23	2	St. Cecilia's - hall basement L.S.
	2624	1	8	61	24	2	St. Cecilia's -hall basement R.S.
	2625	1	8	61	25	2	Goff Jr. High School - library
	2626	1	8	61	26	3	St. Theresa's Hall - basement
	2627	1	8	62	27	3	Fallon School - Room 7, 8 or 9
	2628	1	8	62	28	3	Fallon School - library
	2629	1	15	62	29	3	Grupo Amigos - basement hall
	2630	1	15	62	30	4	Jenks Jr. High School - gym
	2631	1	15	62	31	4	Independence Square - gym
2632	1	8	63	32	3	Blackstone Valley Center - Cafeteria	
PORTSMOUTH	2701	1	11	69	1		Prudence Island Fire Station
	2702	1	11	69	2		Roger Williams University-Conference Center
	2703	1	11	69	3		Senior Center
	2704	1	11	70	4		CFP Community Hall
	2705	1	11	70	5		Hathaway School - Gymnasium
	2706	1	11	71	6		Portsmouth High School - Gym
	2707	1	11	71	7		Town Hall - Council Chambers
	2708	1	11	71	8		Melville School - Cafeteria
	2709	1	11	72	9		Newport County Auction Gallery
	2710	1	11	72	10		St. Barnabas' Church Hall
	2711	1	11	72	11		Portsmouth Middle School - Gymnasium
	2712	1	11	72	12		St. Mary's Church Parish House
PROVIDENCE	2801	1	4	1	1	12	Carroll Towers - Side "A"
	2802	1	4	1	2	12	Carroll Towers - Side "B"
	2803	1	6	1	3	4	Rudolph Tavarres Comm. Cntr
	2804	1	6	1	4	4	Charles Place
	2805	1	6	1	5	5	St. Pius - Basement Side A
	2806	1	6	1	6	12	Camden Ave. School
	2807	1	6	1	7	14	Engine 12
	2808	1	1	2	8	1	Vartan Gregorian School
	2809	1	1	2	9	11	Dexter Manor - Side A
	2810	2	1	2	10	13	Regency - Side A
	2811	2	5	2	11	11	Dexter Manor Side B
	2812	2	5	2	12	13	Regency - Side B
	2813	1	14	2	13	1	Fox Point Manor
	2814	1	14	2	14	1	The Governor - Side A
	2815	1	14	2	15	1	Salvation Army
	2816	1	14	2	16	2	Temple Beth-El - Side A
	2817	1	1	3	17	1	Ladder 8
	2818	1	1	3	18	1	Salomon Center
	2819	1	1	3	19	2	Cathedral of St. John
	2820	1	1	3	20	2	Hope High School - Side A
	2821	1	1	3	21	2	Hope High School - Side B
	2822	1	1	3	22	2	Temple Beth El - Side B
	2823	1	1	3	23	2	School One

**RI GENERAL ELECTION
November 5, 2002**

COMMUNITY	Precinct	Cong. Dist.	Sen. Dist.	Rep. Dist.	Vote Dist.	Ward	POLLING PLACE
PROVIDENCE (cont'd)	2824	1	1	3	24	3	Martin Luther King School - Side A
	2825	1	14	3	25	1	The Governor - Side B
	2826	1	1	4	26	2	Jewish Community Center
	2827	1	1	4	27	2	Epoch
	2828	1	1	4	28	3	Engine 2 - Side A
	2829	1	1	4	29	3	Martin Luther King School - Side B
	2830	1	1	4	30	3	Engine 4
	2831	1	1	4	31	3	Salomon Center
	2832	1	1	4	32	3	Hillside Health Center
	2833	1	6	4	33	3	Engine 2 - Side B
	2834	1	6	5	34	4	Windmill St. School
	2835	1	6	5	35	4	Davinci Center
	2836	1	6	5	36	5	St. Pius - Church Basement - Side B
	2837	1	6	5	37	14	RI School for the Deaf
	2838	1	6	5	38	14	Providence College - Side A
	2839	1	6	5	39	14	Providence College - Side B
	2840	2	4	6	40	5	Mount Pleasant High School - Side A
	2841	2	4	6	41	6	Pleasant View School
	2842	2	4	6	42	6	Manton Mgmt - Side A
	2843	1	6	6	43	5	LaSalle Academy Field House - Side A
	2844	1	6	6	44	14	Kennedy School
	2845	2	6	6	45	5	LaSalle Academy Field House - Side B
	2846	2	6	6	46	14	Housing Authority Employment Support Ctr.
	2847	1	4	7	47	5	Mount Pleasant High School - Side B
	2848	1	4	7	48	5	Providence Water Supply Board
	2849	1	4	7	49	5	Elmhurst Extended Care
	2850	1	4	7	50	12	Nathaniel Greene School - Side A
	2851	1	4	7	51	5	Mount Pleasant H.S. - Side C
	2852	1	4	7	52	6	Engine 15 - Side A
	2853	2	4	7	53	6	Engine 15 - Side B
	2854	2	4	7	54	12	Nathaniel Greene School - Side B
	2855	2	4	7	55	15	Iglesia Pent. Puerta Church - Side A
	2856	2	4	8	56	12	Nathaniel Greene School - Side C
	2857	2	4	8	57	12	Carroll Towers - C
	2858	2	4	8	58	15	Iglesia Pent. Puerta Church - Side B
	2859	2	5	8	59	6	Manton Management Side B
	2860	2	5	8	60	13	Regency - Side C
	2861	2	5	8	61	13	Carl G. Lauro School
	2862	2	5	8	62	13	Dominica Manor
	2863	2	5	8	63	13	Parenti Villa House
	2864	2	5	8	64	15	Olney Towers
	2865	2	3	9	65	7	Engine 6 - Side A
	2866	2	3	9	66	15	Pocasset Manor Assoc.
2867	2	5	9	67	6	Manton Mgmt - Side C	
2868	2	5	9	68	11	Westminster Place	
2869	2	5	9	69	13	Aaron Briggs Apt.	
2870	2	5	9	70	15	Joslin Rec. Center	
2871	2	5	9	71	15	Marvin Gardens - Side A	
2872	2	5	10	72	8	Roger Williams Park/ Casino	
2873	2	2	10	73	9	Park West Apts. - Side A	

**RI GENERAL ELECTION
November 5, 2002**

COMMUNITY	Precinct	Cong. Dist.	Sen. Dist.	Rep. Dist.	Vote Dist.	Ward	POLLING PLACE
PROVIDENCE (cont'd)	2874	2	3	10	74	8	Division of Training - Fire Dept.
	2875	2	3	10	75	8	Kilmartin Plaza
	2876	2	3	10	76	8	West End Community Center - Side A
	2877	2	5	10	77	8	West End Community Center - Side B
	2878	2	5	10	78	11	Parkis Place - Side A
	2879	2	5	10	79	15	Marvin Gardens - Side B
	2880	2	2	11	80	9	Park West Apartments - Side B.
	2881	2	2	11	81	9	Old Colony House
	2882	2	2	11	82	9	Elmwood Community Center
	2883	2	2	11	83	9	Algonquin House
	2884	2	2	11	84	11	Parkis Place - Side B
	2885	2	5	11	85	11	Parkis Place - Side C
	2886	2	2	12	86	10	Washington Park Comm Center
	2887	2	2	12	87	10	Engine 13
	2888	2	2	12	88	10	Mary Fogarty School
	2889	2	2	12	89	10	Oxford Place
	2890	2	2	12	90	11	Edmund Flynn School - Side A
	2891	2	5	12	91	11	Edmund Flynn School - Side B
	2892	2	3	13	92	7	Anthony Carnevale School
	2893	2	3	13	93	7	Silver Lake Community Center
2894	2	3	13	94	7	Rosario Hall	
2895	2	3	13	95	7	Knights of Columbus	
2896	2	3	13	96	15	Webster Ave School	
2897	2	5	11	97	8	West End Community Center - Side C	
RICHMOND	2901	2	34	39	1		Elementary School
	2902	2	34	39	2		Alton Fire Station
	2903	2	34	39	3		Richmond-Carolina Fire Station
	2904	2	34	39	4		Richmond Carolina Fire Station
SCITUATE	3001	2	24	41	1		North Scituate Community House
	3002	2	24	41	2		Hope Elementary School
	3003	2	24	41	3		Scituate High School - Gym
	3004	2	24	41	4		Chopmist Hill Fire Co.
	3005	2	24	41	5		Potterville Fire Station
SMITHFIELD	3101	1	22	44	1		Smithfield Senior High School - Gym R.S.
	3102	1	22	44	2		Old County Road Elementary School -Gym L.S.
	3103	1	22	44	3		Smithfield Senior High School - Gym L.S.
	3104	1	22	44	4		Old County Road Elementary School -Gym R.S.
	3105	1	22	44	5		Raymond C. LaPerche School - Cafeteria R.S.
	3106	1	22	53	6		Anna McCabe School - Cafeteria L.S.
	3107	1	22	53	7		Smithfield Housing Authority
	3108	1	22	53	8		New Life Worship
	3109	1	22	53	9		Gallagher Jr. High School - Cafeteria L.S.
	3110	1	22	53	10		Elk's Lodge
SOUTH KINGSTOWN	3201	2	37	33	1		American Legion Hall
	3202	2	37	33	2		Curtis Corner Middle School
	3203	2	37	34	3		Forest Fire Station
	3204	2	37	34	4		So. Kingstown High School
	3205	2	37	35	5		Bradford R. Boss Arena
	3206	2	37	35	6		Wakefield Elementary School

COMMUNITY	Precinct	Cong. Dist.	Sen. Dist.	Rep. Dist.	Vote Dist.	Ward	POLLING PLACE
SOUTH KINGSTOWN (cont'd)	3207	2	37	35	7		South Road Elementary School
	3208	2	37	35	8		West Kingston Fire Station
	3209	2	37	35	9		Broad Rock Middle School
	3210	2	37	36	10		Matunuck Elementary School
	3211	2	37	36	11		Tuckertown Fire Station
	3212	2	37	36	12		Matunuck Elementary School
TIVERTON	3301	1	10	70	1		Tiverton Town Hall
	3302	1	10	70	2		North Tiverton Fire Department
	3303	1	10	70	3		Housing Authority
	3304	1	10	70	4		V.F.W. Hall
	3305	1	10	70	5		V.F.W. Hall
	3306	1	10	71	6		Tiverton High School
	3307	1	12	71	7		East Tiverton Fire Station
	3308	1	12	71	8		SouthTiverton Fire Station
WARREN	3401	1	10	67	1		St. Mary of the Bay
	3402	1	10	67	2		St. Thomas the Apostle Church
	3403	1	10	67	3		Kickemuit Village
	3404	1	10	67	4		Kickemuit Middle School
	3405	1	10	68	5		St. Mary of the Bay
WARWICK	3501	2	28	19	1	1	Aspray Boat House-Main Room L.S.
	3502	2	28	19	2	1	Aspray Boat House - Main Room R.S.
	3503	2	29	19	3	1	Wyman School - Gym L.S.
	3504	2	29	19	4	1	Wyman School - Gym R.S.
	3505	2	29	19	5	1	John Brown Francis School - All Purpose R.S.
	3506	2	29	19	6	1	John Brown Francis School -All Purpose L.S.
	3507	2	29	19	7	2	Pilgrim Senior Center - Arts/Crafts R.S.
	3508	2	31	19	8	2	Pilgrim Senior Center - Arts/Crafts L.S.
	3509	2	31	20	9	2	Norwood School - Cafeteria R.S.
	3510	2	31	20	10	2	Aldrich Jr. High School - Rm 17, Health Rm
	3511	2	31	20	11	2	Norwood School - Cafeteria L.S.
	3512	2	31	20	12	3	Hillsgrove Methodist Church - Foyer
	3513	2	31	20	13	3	Greenwood Presbyterian Church
	3514	2	31	20	14	7	John Wickes School - Multi purpose room L.S.
	3515	2	31	20	15	7	Greenwood School - Multi purpose room R.S.
	3516	2	31	20	16	8	Greenwood Presbyterian Church
	3517	2	31	20	17	8	Pontiac Free Library - Meeting Room L.S.
	3518	2	29	21	18	2	Holliman School - All Purpose Room
	3519	2	29	21	19	3	Warwick Fire Station - All Purpose Room
	3520	2	29	21	20	3	Warwick Public Library - Meeting Room
	3521	2	29	21	21	4	Randall Holden School - All Purpose Room
	3522	2	29	21	22	4	Cottrell Hoxsie School - Auditorium
	3523	2	29	21	23	4	William Shields Post - Front
	3524	2	29	21	24	4	William Shields Post - Rear
	3525	2	29	22	25	4	Warren Sherman School - All Purpose L.F.
	3526	2	29	22	26	5	John Greene School - All Purpose L.S.
	3527	2	30	22	27	5	Warren Sherman School - All Purpose Rear
	3528	2	30	22	28	5	Elks Lodge - Downstairs Hall
	3529	2	30	22	29	5	John Greene School - All Purpose R.S.
	3530	2	30	22	30	5	St. Mary's Episc.Church - Fellowship Hall LS

**RI GENERAL ELECTION
November 5, 2002**

COMMUNITY	Precinct	Cong. Dist.	Sen. Dist.	Rep. Dist.	Vote Dist.	Ward	POLLING PLACE
WARWICK (cont'd)	3531	2	30	22	31	5	St. Mary's Episc.Church - Fellowship Hall LS
	3532	2	30	22	32	6	Jonah, Inc. - Main Dining Room
	3533	2	29	23	33	3	Lippitt School - Multi purpose L.S.
	3534	2	29	23	34	3	Lippitt School - Multi purpose Rear
	3535	2	30	23	35	6	Veterans Mem. High School - Girls Gym LS
	3536	2	30	23	36	6	Veterans Mem. High School - Girls Gym LS
	3537	2	30	23	37	6	Park School - Multi purpose Room
	3538	2	30	23	38	6	Buttonwoods Senior Ctr - Main Dining Rm LS
	3539	2	30	23	39	7	Buttonwoods Senior Ctr - Main Dining Rm LS
	3540	2	30	23	40	7	Robertson School - Gym
	3541	2	30	24	41	7	City Hall - LCR L.S.
	3542	2	30	24	42	9	Cedar Hill School - Library
	3543	2	30	24	43	9	Potowomut School - General Purpose LS
	3544	2	31	24	44	7	City Hall LCR - R.S.
	3545	2	31	24	45	8	Warwick Police Department- Comm. Rm.
	3546	2	31	24	46	8	Sparrow Point III - Comm. Rm.
	3547	2	31	24	47	9	Saint Gregory's Church
	3548	2	31	24	48	9	Cedar Hill School - New Library
	3549	2	31	24	49	9	Saint Gregory's Church
	3550	2	33	24	50	9	Cedar Hill School - New Library
3551	2	35	24	51	9	Potowomut School - General Purpose RS	
3552	2	31	26	52	8	E. Natick Vets Club - Upper Level Meeting Rm.	
3553	2	31	27	53	8	Scott School - All Purpose Room	
WESTERLY	3601	2	38	36	1		Timber Creek
	3602	2	38	37	2		Dunns Corners School
	3603	2	38	37	3		Venice Restaurant
	3604	2	38	37	4		Watch Hill Fire Station
	3605	2	38	37	5		V.F.W.
	3606	2	38	37	6		State Street School
	3607	2	38	37	7		Westerly Senior Center
	3608	2	38	37	8		Elks Club
	3609	2	38	37	9		Westerly High School
	3610	2	38	37	10		Tower Street School
	3611	2	38	38	11		Springbrook Elem School
	3612	2	38	38	12		Springbrook Elem School
	3613	2	38	38	13		Springbrook Elem School
	3614	2	38	38	14		Bradford Elem School
WEST GREENWICH	3701	2	34	29	1		Town Hall - Council Chambers
	3702	2	34	29	2		Lighthouse Center - Auditorium
	3703	2	34	30	3		West Greenwich Fire Station #1
WEST WARWICK	3801	2	32	25	1	2	Clyde Towers
	3802	2	32	25	2	4	Maisie Quinn School
	3803	2	32	25	3	4	Maisie Quinn School
	3804	2	32	25	4	3	West Warwick Civic Center
	3805	2	32	25	5	3	West Warwick Manor
	3806	2	32	26	6	1	West Valley Inn
	3807	2	32	26	7	2	Elk's Home
	3808	2	32	26	8	1	Elk's Home
	3809	2	32	26	9	1	Msgr. DeAngelis Manor II

**RI GENERAL ELECTION
November 5, 2002**

COMMUNITY	Precinct	Cong. Dist.	Sen. Dist.	Rep. Dist.	Vote Dist.	Ward	POLLING PLACE
WEST WARWICK (cont'd)	3810	2	32	27	10	4	Evelyn's Villa
	3811	2	32	27	11	4	Greenbush School
	3812	2	32	27	12	4	Evelyn's Villa
	3813	2	32	27	13	5	Spring Hill Suites
	3814	2	32	27	14	5	Spring Hill Suites
	3815	2	33	27	15	5	Greenbush School
WOONSOCKET	3901	1	20	49	1		Crepeau Court
	3902	1	21	49	2		John F. Kennedy Manor
	3903	1	21	49	3		Park View
	3904	1	21	49	4		St. Stanislaus Parish Hall
	3905	1	21	49	5		#6 Fire Station
	3906	1	20	50	6		#2 Fire Station
	3907	1	21	50	7		Jimmy Ray Center
	3908	1	21	50	8		#1 Fire Station
	3909	1	21	50	9		Our Lady Queen of Martyrs - School Hall
	3910	1	21	50	10		Bernon Heights Elementary School
	3911	1	21	50	11		St. Agatha's Church Hall - Basement Hall
	3912	1	20	51	12		Woonsocket Senior High School
	3913	1	20	51	13		Chief Gerald P. Landry Fire Station
	3914	1	20	51	14		Leo A. Savoie School
	3915	1	20	51	15		Morin Heights Hall
	3916	1	20	51	16		Governor Pothier School

1986 - 2002

SUMMARY OF VOTER TURNOUT

STATEWIDE & BY COMMUNITY

RI BOARD OF ELECTIONS
Summary of Voter Turnout Statewide and by Community

Election Year	1986	1988	1990	1992	1994	1996	1998	2000	2002
CANDIDATES:									
President:**									
Democrat		Dukakis/Bentsen		Clinton/Gore		Clinton/Gore		Gore/Lieberman	
Republican		Bush/Quayle		Bush/Quayle		Dole/Kemp		Bush/Cheney	
Reform				Perot/Stockdale		Perot/Choate		Buchanan/Foster	
Other								Nader/LaDuke	
Governor:**									
Democrat	Sundlun	Sundlun	Sundlun	Sundlun	York		York		York
Republican	DiPrete	DiPrete	DiPrete	Leonard	Almond		Almond		Carciari
Cool Moose					Healey		Healey		
Other									
**Candidates who received less than 5% in Rhode Island are not included.									
STATEWIDE ELIGIBILITY & VOTER TURNOUT:*									
ELIGIBLE	524,664	548,758	536,773	554,664	552,638	602,692	632,955	671,612	672,950
TURNOUT	322,771	385,027	356,588	424,818	361,377	390,247	309,835	412,074	387,626
PERCENT	61.5%	70%	66%	77%	65%	65%	49%	61%	58%
						(1)			
(1) National Voter Registration Act (NVRA) implemented in 1995 making voter registration more widely available.									

	1986	1988	1990	1992	1994	1996	1998	2000	2002
Barrington									
Eligible	10,268	11,419	10,747	11,142	11,553	12,390	13,049	13,655	12,603
Turnout	6,897	8,346	7,526	8,954	7,488	8,366	6,625	9,116	7,513
Percent	67%	73%	70%	80%	65%	68%	51%	67%	60%
Bristol									
Eligible	9,968	11,089	11,296	11,166	11,808	12,823	13,438	14,820	14,669
Turnout	6,268	7,803	7,703	9,384	7,722	8,770	6,589	9,616	7,386
Percent	63%	70%	68%	84%	65%	68%	49%	65%	50%
Burrillville									
Eligible	6,649	7,815	7,186	7,697	7,885	8,712	9,320	9,867	9,888
Turnout	3,914	4,860	4,943	5,941	4,957	5,410	4,078	5,900	4,642
Percent	59%	62%	69%	77%	63%	62%	44%	60%	47%
Central Falls									
Eligible	6,233	6,780	6,376	6,004	5,505	6,788	7,021	6,857	5,758
Turnout	3,717	4,275	3,443	3,654	3,042	3,553	2,507	3,524	2,483
Percent	60%	63%	54%	61%	55%	52%	36%	51%	43%
Charlestown									
Eligible	3,690	3,779	4,007	3,964	3,991	4,596	5,009	5,718	5,829
Turnout	1,859	2,508	2,297	3,078	2,665	3,037	2,519	3,662	3,158
Percent	50%	66%	57%	78%	67%	66%	50%	64%	54%
Coventry									
Eligible	15,271	16,450	16,046	17,311	17,335	19,205	20,344	21,837	21,413
Turnout	9,732	12,271	11,362	14,173	12,551	13,629	10,458	14,652	11,946
Percent	64%	75%	71%	82%	72%	71%	51%	67%	56%
Cranston									
Eligible	49,312	48,501	49,810	52,176	46,848	49,793	51,833	52,526	52,292
Turnout	31,871	35,468	33,445	37,998	33,644	34,058	28,516	33,937	29,297
Percent	65%	73%	67%	73%	72%	68%	55%	65%	56%
Cumberland									
Eligible	15,755	16,838	16,993	17,213	18,361	19,575	20,523	22,027	22,453
Turnout	9,722	12,671	12,421	14,517	12,556	13,731	10,356	14,652	11,754
Percent	61.7%	75%	73%	84%	68%	70%	50%	67%	52%
Easr Greenwich									
Eligible	6,994	8,071	8,159	7,944	8,232	9,110	9,335	10,853	9,986
Turnout	4,465	5,638	5,151	6,448	5,377	6,062	4,756	6,501	5,855
Percent	63.8%	70%	63%	81%	65%	67%	51%	60%	59%
East Providence									
Eligible	26,094	26,184	24,785	25,046	25,671	28,190	29,208	29,862	26,485
Turnout	16,337	19,073	16,876	21,070	17,556	19,385	15,385	19,426	15,862
Percent	62.6%	73%	68%	84%	68%	69%	53%	65%	60%

	1986	1988	1990	1992	1994	1996	1998	2000	2002
Exeter									
Eligible	2,431	2,912	3,098	3,133	3,268	3,582	3,784	4,064	3,963
Turnout	1,536	1,978	1,928	2,535	2,208	2,315	1,841	2,680	2,308
Percent	63.2%	68%	62%	81%	68%	65%	49%	66%	58%
Foster									
Eligible	2,106	2,308	2,432	2,395	2,515	2,571	2,648	2,754	3,054
Turnout	1,248	1,695	1,696	2,049	1,780	2,004	1,699	2,095	1,817
Percent	59.3%	73%	70%	86%	71%	78%	64%	76%	59%
Glocester									
Eligible	4,814	5,418	5,552	5,165	5,363	5,824	6,209	6,635	6,691
Turnout	2,789	3,564	3,308	4,331	3,564	3,920	3,207	4,324	3,554
Percent	57.9%	66%	60%	84%	66%	67%	52%	65%	53%
Hopkinton									
Eligible	3,399	3,500	3,987	4,036	4,040	4,426	4,808	4,970	5,272
Turnout	1,731	2,547	2,305	2,988	2,416	2,954	2,155	3,152	2,406
Percent	50.9%	73%	58%	74%	60%	67%	45%	63%	46%
Jamestown									
Eligible	3,041	3,292	3,348	3,602	3,523	3,924	4,022	4,481	4,466
Turnout	2,058	2,578	2,499	2,795	2,662	3,007	2,555	3,370	2,855
Percent	67.7%	78%	75%	78%	76%	77%	64%	75%	64%
Johnston									
Eligible	15,038	15,967	16,286	16,868	18,016	19,440	20,479	21,193	21,307
Turnout	10,340	11,826	11,466	13,744	12,692	13,062	11,789	13,800	10,693
Percent	68.8%	74%	70%	81%	70%	67%	58%	65%	50%
Lincoln									
Eligible	11,015	11,309	11,395	11,835	12,011	13,283	14,092	15,298	15,090
Turnout	7,340	8,529	8,026	9,583	9,011	9,423	8,060	10,334	9,004
Percent	66.6%	75%	70%	81%	75%	71%	57%	68%	60%
Little Compton									
Eligible	2,166	2,376	2,281	2,379	2,431	2,610	2,698	2,823	2,888
Turnout	1,420	1,699	1,647	1,793	1,711	1,866	1,591	2,160	1,799
Percent	65.6%	72%	72%	75%	70%	71%	59%	77%	62%
Middletown									
Eligible	7,532	7,522	8,040	7,819	8,396	9,390	10,256	10,583	9,655
Turnout	4,773	5,607	5,282	6,460	5,480	6,420	4,816	7,142	5,470
Percent	63.4%	75%	66%	83%	65%	68%	47%	67%	57%
Narragansett									
Eligible	7,765	8,657	8,142	9,321	8,847	10,332	11,494	12,738	12,927
Turnout	4,899	6,104	5,582	7,080	6,087	7,099	5,790	8,061	6,793
Percent	63.1%	71%	69%	76%	69%	69%	50%	63%	53%

	1986	1988	1990	1992	1994	1996	1998	2000	2002
Newport									
Eligible	13,729	14,315	12,810	13,772	13,236	15,314	16,594	18,087	13,986
Turnout	7,641	9,200	7,885	9,926	7,918	9,573	6,600	9,975	7,059
Percent	55.7%	64%	62%	72%	60%	63%	40%	55%	50%
New Shoreham									
Eligible	1,182	1,195	1,280	1,173	1,162	1,305	1,441	1,520	1,496
Turnout	655	641	701	802	912	958	902	1,054	970
Percent	55.4%	54%	55%	68%	78%	73%	63%	69%	65%
North Kingstown									
Eligible	13,017	14,355	14,185	14,448	14,641	16,786	18,052	19,374	19,476
Turnout	8,052	10,404	9,477	12,068	10,344	11,785	9,251	13,003	11,170
Percent	61.9%	72%	67%	84%	71%	70%	51%	67%	57%
North Providence									
Eligible	18,775	21,706	21,574	22,692	22,854	23,465	24,287	26,531	25,120
Turnout	12,819	15,528	14,268	17,512	14,674	14,629	12,339	15,075	12,369
Percent	68.3%	72%	66%	77%	64%	62%	51%	57%	49%
North Smithfield									
Eligible	6,264	6,378	6,422	6,689	6,820	7,256	7,742	7,899	8,268
Turnout	3,681	4,921	4,532	5,406	4,598	5,113	4,262	5,413	4,586
Percent	58.8%	77%	71%	81%	67%	70%	55%	69%	55%
Pawtucket									
Eligible	32,526	34,286	32,992	32,868	33,768	35,423	36,480	38,144	37,342
Turnout	20,372	24,478	21,790	24,902	20,200	21,522	15,647	21,581	16,504
Percent	62.6%	71%	66%	76%	60%	61%	43%	57%	44%
Portsmouth									
Eligible	9,301	9,637	9,403	10,253	10,121	11,231	12,055	12,956	12,288
Turnout	5,999	6,869	6,276	8,098	6,697	7,969	6,221	8,891	7,449
Percent	64.5%	71%	67%	79%	66%	71%	52%	69%	61%
Providence									
Eligible	79,578	79,944	77,278	79,093	77,084	83,419	89,088	93,536	104,680
Turnout	44,096	47,670	44,946	48,264	40,569	40,753	32,822	43,475	36,580
Percent	55.4%	60%	58%	61%	53%	49%	37%	46%	35%
Richmond									
Eligible	2,653	3,124	3,366	3,461	3,263	3,778	4,225	4,628	4,853
Turnout	1,523	2,128	1,950	2,680	2,313	2,517	2,037	3,040	2,460
Percent	57.4%	68%	58%	77%	71%	67%	48%	66%	51%
Scituate									
Eligible	5,091	5,688	5,820	5,904	5,910	6,273	6,436	7,106	7,143
Turnout	3,582	4,400	4,046	5,024	4,388	4,749	4,038	5,117	4,544
Percent	70.4%	77%	70%	85%	74%	76%	63%	72%	64%

	1986	1988	1990	1992	1994	1996	1998	2000	2002
Smithfield									
Eligible	10,544	10,493	10,387	10,833	11,299	12,553	13,221	14,063	14,156
Turnout	6,384	7,807	7,370	9,244	7,761	8,490	6,851	9,144	7,673
Percent	60.5%	74%	71%	85%	69%	68%	52%	65%	54%
South Kingstown									
Eligible	10,469	10,918	10,887	12,232	11,957	13,953	15,668	18,512	18,727
Turnout	6,450	8,144	7,458	9,689	8,545	10,009	8,210	11,900	9,864
Percent	61.6%	75%	69%	79%	71%	72%	52%	64%	53%
Tiverton									
Eligible	8,628	8,784	8,082	8,572	9,376	10,153	8,722	9,810	11,151
Turnout	4,230	5,960	5,307	6,710	5,325	6,261	4,444	6,609	5,252
Percent	49.0%	68%	66%	78%	57%	62%	51%	67%	47%
Warren									
Eligible	5,658	6,055	5,744	5,765	6,120	6,747	6,842	7,113	6,923
Turnout	3,604	4,473	3,931	4,892	4,089	4,535	3,361	4,699	3,660
Percent	63.7%	74%	68%	85%	67%	67%	49%	66%	53%
Warwick									
Eligible	51,289	53,221	50,230	51,821	50,286	55,756	57,352	60,526	58,848
Turnout	32,987	38,521	36,519	43,054	37,073	38,820	32,017	39,962	32,656
Percent	64.3%	72%	73%	83%	74%	70%	56%	66%	55%
Westerly									
Eligible	10,369	11,178	10,740	11,451	12,831	13,155	14,369	15,716	16,130
Turnout	6,236	7,970	7,165	8,871	7,139	9,158	6,749	9,998	7,749
Percent	60.1%	71%	67%	77%	56%	70%	47%	64%	48%
West Greenwich									
Eligible	1,957	2,174	2,307	2,746	3,020	3,263	3,344	3,326	3,429
Turnout	1,240	1,656	1,603	2,199	2,497	2,265	1,646	2,372	2,014
Percent	63.4%	76%	69%	80%	83%	69%	49%	71%	59%
West Warwick									
Eligible	13,889	15,084	14,751	15,900	14,978	16,801	16,693	17,207	20,243
Turnout	8,456	11,040	10,622	12,692	10,159	10,750	8,042	10,841	8,859
Percent	60.9%	73%	72%	80%	68%	64%	48%	63%	44%
Woonsocket									
Eligible	20,204	20,036	18,549	18,775	18,313	19,497	20,864	21,997	22,002
Turnout	11,821	14,177	11,836	14,210	11,007	12,320	9,104	11,923	9,008
Percent	58.5%	71%	64%	76%	60%	63%	44%	54%	41%

GLOSSARY of ELECTION TERMS

Candidate – a person who has qualified under law to have his or her name appear on the ballot for nomination for election or election to office.

Independent Candidate – a candidate who has no affiliation with any political party.

Irregular Ballot (Write-in Vote) – a ballot voted for any person whose name does not appear on the ballot as a nominated candidate for office; a ballot in which a voter has, in the appropriate space, written in the name of a person for a particular office and made the requisite mark between the head and tail of the arrow within the optech ballot voting area next to the name written in (see “Vote”).

General Election – an election held on the first Tuesday next after the first Monday in November in even numbered years.

Limited ballot – a voter who moves from one city/town in Rhode Island to another city/town in the state less than six (6) months prior to an election or primary, and who fails to register to vote in his/her new community, is eligible to cast a ballot for federal and statewide offices pursuant to R.I.G.L. 17-9.1-16(b).

Mail Votes – votes cast by mail by persons who are unable to vote in person at the polls for the reasons set forth in R.I.G.L. 17-20-2 and who are otherwise qualified to cast mail ballots. (Note: In statewide primaries and elections, mail ballots are tabulated at the Board of Elections on optical scan centralized count voting equipment.)

Overvote – occurs when a voter makes too many selections (see “Vote”) for a particular office (i.e. If, for a particular office, the voter may vote for 5 candidates, and the voter casts votes for 6 candidates, the ballot will be considered to be overvoted for that office and be rejected. The voter will then be given the opportunity to remake his or her ballot.)

Note: Rhode Island’s optical scan voting equipment will reject any ballot upon which a voter cast more votes for an office than that which the voter is eligible to cast.

Political party – a political organization which at the next preceding general election for the election of general officers nominated a candidate for governor and whose candidate for governor polled at least five percent (5%) of the entire vote cast in the state for governor, or any political organization which at the next preceding general election for president of the United States nominated a candidate for president and whose candidate polled at least five percent (5%) of the entire vote cast in the state for president, or any political organization which shall have achieved party status via the petition process outlined in R.I.G.L. 17-1-2(9). An organization which shall have achieved political party status shall retain that status until the next election for the office at which said party shall have achieved said status.

Polling Place – the physical location where voting takes place.

Precinct Votes – votes which are cast and tabulated in a precinct (voting district) on optical scan precinct count voting equipment.

Primary Election – an election to select the candidates (nominees) of a political party.***

Public Office – any federal, state, municipal, school, or district office or other position that is filled by popular election, except political party offices which shall mean any state, city, town, ward, or representative or senatorial district committee office of a political party or delegate to a political party convention, or any similar office.

Representative District – a subdivision of the state established by the legislature for the purpose of electing a representative to the Rhode Island House of Representatives, the size of which is based on population data from the latest decennial census. Each representative district includes approximately 14,000 persons.

Senatorial District – a subdivision of the state established by the legislature for the purpose of electing a senator to the Rhode Island Senate, the size of which is based on population data from the latest decennial census. Each senatorial district includes approximately 27,600 persons.

Undervote – occurs when a voter chooses not to make a selection (see “Vote”) for a particular office on the ballot or, in those races where the voter may vote for more than one person, the voter chooses not to cast votes for the total number of persons for whom the voter is eligible to cast votes.

Vote – any mark made between the head and tail of the arrow within the optech ballot voting area next to the party, candidate or question, as is applicable, for whom the voter casts his or her ballot, except as provided in R.I.G.L. 17-20-24(a).

Voting District (Precinct) – a subdivision based upon geographical boundaries and established by the local board of canvassers wherein registered voters are grouped. Except in certain circumstances a voting district may not exceed 1,900 voters.

Ward – a subdivision established by and within a community, the size of which is based on population data from the latest decennial census. Most communities which have established wards elect representatives from each ward to serve on local legislative bodies or boards.
(Note: Generally, though not always, wards are found in cities; many towns may refer to similar subdivisions as “Council Districts”.)

Ward District – a voting district within a ward.

Write-in Candidate – a person receiving votes by virtue of having irregular ballots (“write-in votes”) cast for him/her.