

1998


OFFICIAL COUNT OF THE BALLOTS CAST

GENERAL ELECTION

November 3, 1998

STATEWIDE PRIMARY

September 15, 1998



50 Branch Avenue, Providence, RI 02904

RHODE ISLAND STATE BOARD OF ELECTIONS

ROGER N. BEGIN, CHAIRMAN
JONATHAN K. FARNUM, VICE CHAIRMAN
JUDITH H. BAILEY
LEO D. BLAIS
JOHN A. DALUZ
FLORENCE G. JOHNSON
RAYMOND A. XAVIER

ROBERT J. FONTAINE, EXECUTIVE DIRECTOR

ROBERT E. CRAVEN, LEGAL COUNSEL


FRANCES A. KEATING, SPECIAL PROJECTS COORDINATOR

Prepared By:

BEVERLY J. CHASE
ADMINISTRATIVE ASS'T. / INFORMATION OFFICER

Assisted By:

ROBERT B. RAPOZA
ANTHONY RAMPONE
EDGAR G. TURCOTTE



Office


50 BRANCH AVENUE, PROVIDENCE, RHODE ISLAND 02904

(401) 222-2345

(401) 621-3255 FAX

(401)222-2239 TDD

<http://www.elections.state.ri.us>



**Rhode Island Board of Elections
Official Count of the Ballots Cast - 1998**


INDEX

STATEWIDE PRIMARY:


Federal and State Office Summaries	1 - 11
State Senate	12 - 14
State Representatives	15 - 19
Democratic Party Committees:	
District Committees: Senate & Representative	
State Committee	20 - 22
Eligible Vote and Votes Cast	23
List of Candidates for General Election	24 - 27

GENERAL ELECTION:

Federal Office Summaries and Precinct Totals	28 - 71
State Office Summaries and Precinct Totals	72 - 247
State Referenda	248
Eligible Vote and Votes Cast	249
Chart	250
State Senate	251 - 268
State Representatives	269 - 293



RHODE ISLAND
STATEWIDE PRIMARY
September 15, 1998



RI STATEWIDE PRIMARY
September 15, 1998
STATE OFFICES - SUMMARY

REGISTERED VOTERS - TOTAL	622,880
BALLOTS CAST - TOTAL	86,159
DEMOCRATIC PRIMARY	78,081
REPUBLICAN PRIMARY	8,078

DEMOCRATIC PRIMARY	
REP. IN CONGRESS - District 1	
Patrick J. KENNEDY	27,295
REP. IN CONGRESS - District 2	
Robert A. WEYGAND	27,306
GOVERNOR	
Myrth YORK	53,561
Jack Dennison POTTER	11,055
LIEUTENANT GOVERNOR	
Charles J. FOGARTY	45,528
SECRETARY OF STATE	
James R. LANGEVIN	52,859
ATTORNEY GENERAL	
Sheldon WHITEHOUSE	36,530
Eva M. MANCUSO	18,960
William R. GUGLIETTA	18,549
GENERAL TREASURER	
Paul J. TAVARES	44,768
Frank J. IZZO, JR.	17,502

REPUBLICAN PRIMARY	
REP. IN CONGRESS - District 1	
No Contest	
REP. IN CONGRESS - District 2	
John O. MATSON	3,855
Rodney D. DRIVER	2,572
GOVERNOR	
Lincoln C. ALMOND	5,510
LIEUTENANT GOVERNOR	
Bernard A. JACKVONY	5,191
SECRETARY OF STATE	
Ed LOPEZ	4,265
ATTORNEY GENERAL	
Nancy J. MAYER	5,386
GENERAL TREASURER	
James S. BENNETT	4,705

NOTE: Since there was no Republican primary in Congressional District 1, no Republican ballots were printed for that district. Republican vote totals, therefore, reflect only Congressional District 2 votes.

**RI STATEWIDE PRIMARY, September 15, 1998
US CONGRESS, District #1
Summary By City/Town**

Patrick J.
KENNEDY
(DEM)

CITY/TOWN

BARRINGTON	453
BRISTOL	648
BURRILLVILLE	385
CENTRAL FALLS	631
CUMBERLAND	5,036
EAST PROVIDENCE	3,007
JAMESTOWN	260
LINCOLN	987
LITTLE COMPTON	113
MIDDLETOWN	326
NEWPORT	867
NORTH PROVIDENCE	3,713
NORTH SMITHFIELD	296
PAWTUCKET	3,316
PORTSMOUTH	707
PROVIDENCE**	3,227
SMITHFIELD	617
TIVERTON	305
WARREN	874
WOONSOCKET	1,527
STATE TOTAL	27,295

**Split districts

**RI STATEWIDE PRIMARY - September 15, 1998
US CONGRESS, District #1
Summary By County**

Patrick J.
KENNEDY
(DEM)

CITY/TOWN

BRISTOL COUNTY

BARRINGTON	453
BRISTOL	648
WARREN	874
COUNTY TOTAL	1,975

KENT COUNTY

COVENTRY	n/a
EAST GREENWICH	n/a
WARWICK	n/a
WEST GREENWICH	n/a
WEST WARWICK	n/a
COUNTY TOTAL	n/a

NEWPORT COUNTY

JAMESTOWN	260
LITTLE COMPTON	113
MIDDLETOWN	326
NEWPORT	867
PORTSMOUTH	707
TIVERTON	305
COUNTY TOTAL	2,578

PROVIDENCE COUNTY

BURRILLVILLE	385
CENTRAL FALLS	631
CRANSTON	n/a
CUMBERLAND	5,036
EAST PROVIDENCE	3,007
FOSTER	n/a
GLOCESTER	n/a
JOHNSTON	n/a
LINCOLN	987
NORTH PROVIDENCE	3,713
NORTH SMITHFIELD	296
PAWTUCKET	3,318
PROVIDENCE	3,227
SCITUATE	n/a
SMITHFIELD	617
WOONSOCKET	1,527
COUNTY TOTAL	22,744

WASHINGTON COUNTY

CHARLESTOWN	n/a
EXETER	n/a
HOPKINTON	n/a
NARRAGANSETT	n/a
NEW SHOREHAM	n/a
NORTH KINGSTOWN	n/a
RICHMOND	n/a
SOUTH KINGSTOWN	n/a
WESTERLY	n/a
COUNTY TOTAL	n/a

STATE TOTALS	27,297
--------------	---------------

* n/a - cities/towns in 2nd district

**RI STATEWIDE PRIMARY, September 15, 1998
US CONGRESS, District #2
Summary By City/Town**

CITY/TOWN	Robert A. WEYGAND (DEM)	John O. MATSON (REP)	Rodney D. DRIVER (REP)
CHARLESTOWN	109	197	164
COVENTRY	905	108	61
CRANSTON	5,551	1,549	1,096
EAST GREENWICH	376	165	98
EXETER	120	25	18
FOSTER	45	139	82
GLOCESTER	185	23	15
HOPKINTON	84	223	38
JOHNSTON	4,930	52	25
NARRAGANSETT	907	154	139
NEW SHOREHAM	54	11	2
NORTH KINGSTOWN	798	282	244
PROVIDENCE**	5,812	79	48
RICHMOND	87	69	37
SCITUATE	133	85	30
SOUTH KINGSTOWN	695	120	87
WARWICK	5,600	289	176
WESTERLY	219	72	55
WEST GREENWICH	70	163	112
WEST WARWICK	626	50	45
STATE TOTAL	27,306	3,855	2,572
**Split districts			

RI STATEWIDE PRIMARY - September 15, 1998

US CONGRESS, District #2

Summary By County

	Robert A. WEYGAND (DEM)	John O. MATSON (REP)	Rodney D. DRIVER (REP)
<u>BRISTOL COUNTY</u>			
BARRINGTON	n/a	n/a	n/a
BRISTOL	n/a	n/a	n/a
WARREN	n/a	n/a	n/a
COUNTY TOTAL	n/a	n/a	n/a
<u>KENT COUNTY</u>			
COVENTRY	905	108	61
EAST GREENWICH	376	165	98
WARWICK	5,600	289	176
WEST GREENWICH	70	163	112
WEST WARWICK	626	50	45
COUNTY TOTAL	7,577	775	492
<u>NEWPORT COUNTY</u>			
JAMESTOWN	n/a	n/a	n/a
LITTLE COMPTON	n/a	n/a	n/a
MIDDLETOWN	n/a	n/a	n/a
NEWPORT	n/a	n/a	n/a
PORTSMOUTH	n/a	n/a	n/a
TIVERTON	n/a	n/a	n/a
COUNTY TOTAL	n/a	n/a	n/a
<u>PROVIDENCE COUNTY</u>			
BURRILLVILLE	n/a	n/a	n/a
CENTRAL FALLS	n/a	n/a	n/a
CRANSTON	5,551	1549	1096
CUMBERLAND	n/a	n/a	n/a
EAST PROVIDENCE	n/a	n/a	n/a
FOSTER	45	139	82
GLOCESTER	185	23	15
JOHNSTON	4,930	52	25
LINCOLN	n/a	n/a	n/a
NORTH PROVIDENCE	n/a	n/a	n/a
NORTH SMITHFIELD	n/a	n/a	n/a
PAWTUCKET	n/a	n/a	n/a
PROVIDENCE	5,812	79	48
SCITUATE	133	85	30
SMITHFIELD	n/a	n/a	n/a
WOONSOCKET	n/a	n/a	n/a
COUNTY TOTAL	16,656	1927	1296
<u>WASHINGTON COUNTY</u>			
CHARLESTOWN	109	197	164
EXETER	120	25	18
HOPKINTON	84	223	38
NARRAGANSETT	907	154	139
NEW SHOREHAM	54	11	2
NORTH KINGSTOWN	798	282	244
RICHMOND	87	69	37
SOUTH KINGSTOWN	695	120	87
WESTERLY	219	72	55
COUNTY TOTAL	3,073	1,153	784
STATE TOTALS	27,306	3,855	2,572

* n/a - cities/towns in 1st district.

RI STATEWIDE PRIMARY, September 15, 1998
GOVERNOR
Summary By City/Town

CITY/TOWN	Myrth YORK (DEM)	Jack Dennison POTTER (DEM)	Lincoln C. ALMOND (REP)	
BARRINGTON	513	89	CHARLESTOWN	299
BRISTOL	654	134	COVENTRY	153
BURRILLVILLE	378	57	CRANSTON	2,292
CENTRAL FALLS	501	98	EAST GREENWICH	241
CHARLESTOWN	109	15	EXETER	30
COVENTRY	827	217	FOSTER	205
CRANSTON	5,903	1,129	GLOCESTER	39
CUMBERLAND	4,304	1,047	HOPKINTON	186
EAST GREENWICH	346	90	JOHNSTON	76
EAST PROVIDENCE	2,701	482	NARRAGANSETT	252
EXETER	118	26	NEW SHOREHAM	13
FOSTER	57	10	NORTH KINGSTOWN	467
GLOCESTER	204	34	PROVIDENCE**	130
HOPKINTON	90	20	RICHMOND	76
JAMESTOWN	269	68	SCITUATE	86
JOHNSTON	5,167	1,046	SOUTH KINGSTOWN	160
LINCOLN	857	271	WARWICK	391
LITTLE COMPTON	132	25	WESTERLY	113
MIDDLETOWN	318	47	WEST GREENWICH	223
NARRAGANSETT	875	201	WEST WARWICK	78
NEWPORT	839	174		
NEW SHOREHAM	66	5	STATE TOTAL	5,510
NORTH KINGSTOWN	757	173		
NORTH PROVIDENCE	3,480	724		
NORTH SMITHFIELD	290	68		
PAWTUCKET	2,891	646		
PORTSMOUTH	689	147		
PROVIDENCE **	9,946	1,667		
RICHMOND	100	18		
SCITUATE	156	46		
SMITHFIELD	621	165		
SOUTH KINGSTOWN	690	159		
TIVERTON	298	69		
WARREN	809	142		
WARWICK	5,451	1,229		
WESTERLY	225	57		
WEST GREENWICH	79	24		
WEST WARWICK	632	131		
WOONSOCKET	1,219	305		
STATE TOTAL	53,561	11,055	** split districts	

(Because there was a Republican primary in Congressional District 2 only, there were no Republican ballots in Congressional District 1)

RI STATEWIDE PRIMARY, September 15, 1998
GOVERNOR
Summary By County

	Myrth YORK (DEM)	Jack Dennison POTTER (DEM)	Lincoln C. ALMOND (REP)
<u>BRISTOL COUNTY</u>			
BARRINGTON	513	89	
BRISTOL	654	134	
WARREN	809	142	
COUNTY TOTAL	1,976	365	
<u>KENT COUNTY</u>			
COVENTRY	827	217	153
EAST GREENWICH	346	90	241
WARWICK	5,451	1,229	391
WEST GREENWICH	79	24	223
WEST WARWICK	632	131	78
COUNTY TOTAL	7,335	1,691	1,086
<u>NEWPORT COUNTY</u>			
JAMESTOWN	269	68	
LITTLE COMPTON	132	25	
MIDDLETOWN	318	47	
NEWPORT	839	174	
PORTSMOUTH	689	147	
TIVERTON	298	69	
COUNTY TOTAL	2,545	530	
<u>PROVIDENCE COUNTY</u>			
BURRILLVILLE	378	57	
CENTRAL FALLS	501	98	
CRANSTON	5,903	1,129	2,292
CUMBERLAND	4,304	1,047	
EAST PROVIDENCE	2,701	482	
FOSTER	57	10	205
GLOCESTER	204	34	39
JOHNSTON	5,167	1,046	76
LINCOLN	857	271	
NORTH PROVIDENCE	3,480	724	
NORTH SMITHFIELD	290	68	
PAWTUCKET	2,891	646	
PROVIDENCE **	9,946	1,667	130
SCITUATE	156	46	86
SMITHFIELD	621	165	
WOONSOCKET	1,219	305	
COUNTY TOTAL	38,675	7,795	2,828
<u>WASHINGTON COUNTY</u>			
CHARLESTOWN	109	15	299
EXETER	118	26	30
HOPKINTON	90	20	186
NARRAGANSETT	875	201	252
NEW SHOREHAM	66	5	13
NORTH KINGSTOWN	757	173	467
RICHMOND	100	18	76
SOUTH KINGSTOWN	690	159	160
WESTERLY	225	57	113
COUNTY TOTAL	3,030	674	1,596
STATE TOTALS	53,561	11,055	5,510
**split districts			

**RI STATEWIDE PRIMARY, September 15, 1998
LIEUTENANT GOVERNOR
Summary By City/Town**

Charles J.
FOGARTY
(DEM)

Bernard A.
JACKVONY
(REP)

BARRINGTON	385	CHARLESTOWN	266
BRISTOL	525	COVENTRY	147
BURRILLVILLE	395	CRANSTON	2,245
CENTRAL FALLS	422	EAST GREENWICH	226
CHARLESTOWN	95	EXETER	30
COVENTRY	774	FOSTER	183
CRANSTON	4,758	GLOCESTER	36
CUMBERLAND	3,958	HOPKINTON	159
EAST GREENWICH	309	JOHNSTON	71
EAST PROVIDENCE	2,255	NARRAGANSETT	217
EXETER	107	NEW SHOREHAM	12
FOSTER	48	NORTH KINGSTOWN	427
GLOCESTER	218	PROVIDENCE**	126
HOPKINTON	68	RICHMOND	65
JAMESTOWN	226	SCITUATE	80
JOHNSTON	4,152	SOUTH KINGSTOWN	156
LINCOLN	803	WARWICK	369
LITTLE COMPTON	114	WESTERLY	106
MIDDLETOWN	279	WEST GREENWICH	198
NARRAGANSETT	800	WEST WARWICK	72
NEWPORT	686		
NEW SHOREHAM	50	STATE TOTAL	5,191
NORTH KINGSTOWN	642		
NORTH PROVIDENCE	2,879	(Because there was a Republican	
NORTH SMITHFIELD	253	primary in Congressional District 2 only,	
PAWTUCKET	2,646	there were no Republican ballots in	
PORTSMOUTH	586	Congressional District 1)	
PROVIDENCE **	7,818		
RICHMOND	74		
SCITUATE	130		
SMITHFIELD	625		
SOUTH KINGSTOWN	592		
TIVERTON	284		
WARREN	700		
WARWICK	4,811		
WESTERLY	212		
WEST GREENWICH	70		
WEST WARWICK	556		
WOONSOCKET	1223		
STATE TOTAL	45,528	**split districts	

RI STATEWIDE PRIMARY, September 15, 1998
SECRETARY OF STATE, Summary by City/Town
Summary By City/Town

	James R. LANGEVIN (DEM)	Ed LOPEZ (REP)
BARRINGTON	490	219
BRISTOL	603	133
BURRILLVILLE	369	1,675
CENTRAL FALLS	532	191
CHARLESTOWN	105	22
COVENTRY	908	152
CRANSTON	5,661	37
CUMBERLAND	4,721	147
EAST GREENWICH	384	56
EAST PROVIDENCE	2,592	183
EXETER	121	10
FOSTER	46	389
GLOCESTER	198	107
HOPKINTON	78	57
JAMESTOWN	257	78
JOHNSTON	4,787	147
LINCOLN	933	325
LITTLE COMPTON	120	99
MIDDLETOWN	312	171
NARRAGANSETT	895	67
NEWPORT	763	
NEW SHOREHAM	60	
NORTH KINGSTOWN	775	
NORTH PROVIDENCE	3,430	
NORTH SMITHFIELD	273	
PAWTUCKET	3,048	
PORTSMOUTH	657	
PROVIDENCE **	8,907	
RICHMOND	84	
SCITUATE	136	
SMITHFIELD	654	
SOUTH KINGSTOWN	666	
TIVERTON	300	
WARREN	791	
WARWICK	5,911	
WESTERLY	220	
WEST GREENWICH	79	
WEST WARWICK	655	
WOONSOCKET	1,338	
STATE TOTAL	52,859	4,265

(Because there was a Republican primary in Congressional District 2 only, there were no Republican ballots in Congressional District 1)

** split districts

**RI STATEWIDE PRIMARY, September 15, 1998
ATTORNEY GENERAL
Summary By City/Town**

	William R. GUGLIETTA (DEM)	Sheldon WHITEHOUSE (DEM)	Eva M. MANCUSO (DEM)	Nancy J. MAYER (REP)
BARRINGTON	94	493	88	
BRISTOL	214	437	197	
BURRILLVILLE	136	227	118	
CENTRAL FALLS	152	301	245	
CHARLESTOWN	34	64	35	
COVENTRY	282	559	321	
CRANSTON	2,265	3,547	2285	
CUMBERLAND	1,519	3,358	1482	
EAST GREENWICH	78	317	101	
EAST PROVIDENCE	827	1,901	841	
EXETER	27	81	44	
FOSTER	9	36	27	
GLOCESTER	66	122	69	
HOPKINTON	27	64	26	
JAMESTOWN	78	240	61	
JOHNSTON	2,328	2,809	2152	
LINCOLN	310	749	255	
LITTLE COMPTON	20	120	38	
MIDDLETOWN	67	280	73	
NARRAGANSETT	277	754	296	
NEWPORT	167	882	155	
NEW SHOREHAM	11	51	13	
NORTH KINGSTOWN	218	593	224	
NORTH PROVIDENCE	1,519	2,046	1463	
NORTH SMITHFIELD	90	236	97	
PAWTUCKET	1,069	2,022	917	
PORTSMOUTH	175	577	189	
PROVIDENCE **	3,020	6,510	3645	
RICHMOND	24	73	30	
SCITUATE	54	98	66	
SMITHFIELD	256	403	209	
SOUTH KINGSTOWN	187	566	190	
TIVERTON	84	192	143	
WARREN	318	486	210	
WARWICK	1,842	3,727	1919	
WESTERLY	105	131	80	
WEST GREENWICH	33	58	21	
WEST WARWICK	217	429	214	
WOONSOCKET	350	991	421	
STATE TOTAL	18,549	36,530	18,960	5,386

(Because there was a Republican primary in Congressional District 2 only, there were no Republican ballots in Congressional District 1)

** split districts

RI STATEWIDE PRIMARY, September 15, 1998
GENERAL TREASURER
Summary By City/Town

	Paul J. TAVARES (DEM)	Frank J. IZZO, JR. (DEM)	James S. BENNETT (REP)
BARRINGTON	416	96	250
BRISTOL	601	123	142
BURRILLVILLE	310	90	1,919
CENTRAL FALLS	447	139	200
CHARLESTOWN	86	30	27
COVENTRY	731	268	172
CRANSTON	4,195	2,542	38
CUMBERLAND	4,293	1,058	150
EAST GREENWICH	316	78	60
EAST PROVIDENCE	3,214	449	217
EXETER	106	22	11
FOSTER	51	10	411
GLOCESTER	180	51	112
HOPKINTON	78	18	60
JAMESTOWN	224	65	80
JOHNSTON	3,327	2,611	155
LINCOLN	802	282	350
LITTLE COMPTON	123	15	102
MIDDLETOWN	266	58	183
NARRAGANSETT	748	262	66
NEWPORT	725	162	
NEW SHOREHAM	50	8	
NORTH KINGSTOWN	656	179	
NORTH PROVIDENCE	2,453	1,811	
NORTH SMITHFIELD	280	58	
PAWTUCKET	2,857	732	
PORTSMOUTH	614	127	
PROVIDENCE **	7,391	3,375	
RICHMOND	84	17	
SCITUATE	116	61	
SMITHFIELD	552	216	
SOUTH KINGSTOWN	603	142	
TIVERTON	311	59	
WARREN	756	134	
WARWICK	4,828	1,574	
WESTERLY	196	68	
WEST GREENWICH	68	25	
WEST WARWICK	538	202	
WOONSOCKET	1,176	285	
STATE TOTAL	44,768	17,502	4,705

(Because there was a Republican primary in Congressional District 2 only, there were no Republican ballots in Congressional District 1)

** split districts

**RI STATEWIDE PRIMARY
September 15, 1998
STATE SENATE**

NOTE: Since there was no Republican primary in Congressional District 1, Republican ballots were not printed for that district. Results below will not show a candidate if there was no contest and the incumbent was a Republican in District 1.

	DEMOCRATIC PRIMARY		REPUBLICAN PRIMARY
<u>District 1</u>	Maryellen GOODWIN	1,372	
<u>District 2</u>	John M. RONEY	879	
<u>District 3</u>	Rhoda E. PERRY	1,426	
<u>District 4</u>	Dominick J. RUGGERIO	998	
<u>District 5</u>	Catherine E. GRAZIANO	2,465	
	Peter A. DePONTE	1,237	
	Sandra D. ORSINI	267	
<u>District 6</u>	V. Susan SOSNOWSKI	503	Martha A. STAMP
			98
<u>District 7</u>	David V. IGLIOZZI	1,633	
<u>District 8</u>	Frank T. CAPRIO	922	
<u>District 9</u>	Charles D. WALTON	842	Amelio CIOFFI
			20
<u>District 10</u>	Robert T. KELLS	823	
<u>District 11</u>	Elizabeth H. ROBERTS	1,680	
	Marion J. McGAIR	421	
<u>District 12</u>	Hanna M. GALLO	1,497	Kenneth J. HOPKINS
	Edward V. MARRAPESE	742	372
<u>District 13</u>	Thomas J. IZZO	1,070	
<u>District 14</u>	Eleanor C. SASSO	1,136	
<u>District 15</u>	James M. DONELAN	702	
	Barbara K. GAUTIERI	601	
	Edward J. LAWRENCE	547	
<u>District 16</u>	Michael J. McCAFFREY	1,087	
<u>District 17</u>	William A. WALASKA	1,475	Raymond T. McKAY
			68
<u>District 18</u>	John C. REVENS, JR	1,116	
<u>District 19</u>	Stephen D. ALVES	375	Robert F. PLANTE
			41

RI STATEWIDE PRIMARY
September 15, 1998
STATE SENATE

	DEMOCRATIC PRIMARY		REPUBLICAN PRIMARY
<u>District 20</u>	Leonidas P. RAPTAKIS	677	
	Vincent J. DuBREUIL	122	
<u>District 21</u>			Leo R. BLAIS
			106
<u>District 22</u>	J. Michael LENIHAN	641	
<u>District 23</u>	David A. MURRAY	487	John A. PATTERSON
			333
<u>District 24</u>	Patrick T. McDONALD	1,016	Sara A. WHITRIGHT
			231
			Lawrence L. GOLDBERG
			186
<u>District 25</u>	Donna M. WALSH	276	Marjorie N. REKOWSKI
			433
<u>District 26</u>			Dennis L. ALGIERE
			111
<u>District 27</u>	Paul W. FOGARTY	445	M. Jeffrey SCHANCK
			25
<u>District 28</u>	William P. TOCCO, JR.	1,402	Robert R. LARRIVEE
	Karen A. TORTI	1,390	58
	Joseph ACCIARDO	1,071	
	Milan T. AZAR	809	
	Michael RASPALLO	709	
<u>District 29</u>	Robert J. ESPOSITO	559	Michael J. FLYNN
			7
<u>District 30</u>	Paul S. KELLY	695	
<u>District 31</u>	Marc A. COTE	455	
<u>District 32</u>	Roger BADEAU	731	
<u>District 33</u>	Daniel P. CONNORS	3,382	
<u>District 34</u>	Jonathan F. OSTER	1,383	
<u>District 35</u>	Daniel J. ISSA	780	
<u>District 36</u>	John A. CELONA	2,422	
<u>District 37</u>	Joseph A. MONTALBANO	1,220	
<u>District 38</u>	John F. McBURNEY, III	815	
<u>District 39</u>	William V. IRONS	901	
<u>District 40</u>	Thomas R. CODERRE	707	
<u>District 41</u>			Kevin A. BREENE
			533

**RI STATEWIDE PRIMARY
September 15, 1998
STATE SENATE**

	DEMOCRATIC PRIMARY	REPUBLICAN PRIMARY
<u>District 42</u>	Daniel DaPONTE 1,101 Victor R. ALLIENELLO, JR 748 Barry D. COOK 188	
<u>District 43</u>	Michael J. DAMIANI 715	
<u>District 46</u>	Walter S. FELAG, JR. 1,215 Karen J. NYGAARD 593	
<u>District 47</u>	William ENOS 534	
<u>District 48</u>	Steven C. ATEN 278	
<u>District 49</u>	M. Teresa PAIVA-WEED 521	
<u>District 50</u>	J. Clement CICILLINE 593	

**RI STATEWIDE PRIMARY
September 15, 1998
STATE REPRESENTATIVES**

NOTE: Since there was no Republican primary in Congressional Dist. 1, Republican ballots were not printed for that district. Results below will not show a candidate if there was no contest and the incumbent was a Republican in District 1.

	DEMOCRATIC PRIMARY		REPUBLICAN PRIMARY
<u>District 1</u>	John J. McCAULEY, JR.	380	
<u>District 2</u>	Paul E. MOURA	380	
<u>District 3</u>	Edith H. AJELLO	435	
	Seth ANDREW	356	
<u>District 4</u>	David N. CICILLINE	754	
<u>District 5</u>	Gordon D. FOX	573	
	Herman B. BREWSTER	308	
<u>District 6</u>	John J. DeSIMONE	609	
<u>District 7</u>	Joanne M. GIANNINI	1,555	Barry W. KILBANE 11
<u>District 8</u>	Thomas A. PALANGIO	537	Ian C. O'HARA 10
<u>District 9</u>	Anastasia P. WILLIAMS	222	
<u>District 10</u>	Peter N. WASYLYK	1,256	
<u>District 11</u>	Bambilyn Breece CAMBIO	1,257	
<u>District 12</u>	Steven F. SMITH	921	
	Dirk J. HENNESSEY	102	
<u>District 13</u>	Charlene LIMA	591	
<u>District 14</u>	Steven M. COSTANTINO	656	
<u>District 15</u>	Mary Ann F. CARROLL	180	Jeffrey H. BOWIE 37
<u>District 16</u>	Brian Patrick KENNEDY	105	Robert G. TINGLE 189
<u>District 17</u>	Thomas C. SLATER	329	Brian P. MAYBEN 23
<u>District 18</u>	Marsha E. CARPENTER	468	
<u>District 19</u>	Aisha W. ABDULLAH-ODIASE	258	
<u>District 20</u>	Joseph S. ALMEIDA	420	
	Victor F. CAPELLAN	400	
<u>District 21</u>	Michael S. PISATURO	704	Henry W. ARCHETTO 176
<u>District 22</u>	Beatrice A. LANZI	598	
<u>District 23</u>	Colleen M. CRUDELE	488	Grant C. DERDERIAN 446

**RI STATEWIDE PRIMARY
September 15, 1998
STATE REPRESENTATIVES**

DEMOCRATIC PRIMARY			REPUBLICAN PRIMARY	
<u>District 24</u>	Frank A. MONTANARO	539		
<u>District 25</u>	Peter G. PALUMBO	502		
<u>District 26</u>	Robert B. JACQUARD	770		
<u>District 27</u>	John S. SIMONIAN	953		
	Christopher D. SANTILLI	478		
<u>District 28</u>	Nancy HETHERINGTON	730		
<u>District 29</u>	Joseph McNAMARA	692		
<u>District 30</u>	Paul V. SHERLOCK	658		
<u>District 31</u>	Myrna C. GEORGE	283		
<u>District 32</u>	Eileen Slattery NAUGHTON	492		
<u>District 33</u>	Peter T. GINAITT	692		
<u>District 34</u>	Robert E. FLAHERTY	796		
<u>District 35</u>	Denise C. AIKEN	475	Scott TRAUDT	28
	Edward F. RODGERS, JR.	248		
<u>District 36</u>	Russell BRAMLEY	400		
<u>District 37</u>	H. Norman KNICKLE	604	Alfred H. LIDDLE, III	41
	William A. BEAULIEU	368		
<u>District 38</u>	Timothy A. WILLIAMSON	201	Richard BROCHU	26
<u>District 39</u>	William J. MURPHY	256	Amanda MARZULLO	19
<u>District 40</u>	Robert E. RAINVILLE	161	Richard E. FLEURY	34
<u>District 41</u>	Edward S. INMAN, III	237		
<u>District 42</u>	Stephen J. ANDERSON	312	Bernard L. LeFOLEY	27
<u>District 43</u>	Gregory A. deGROOT	268	Robert A. WATSON	180
<u>District 44</u>	Suzanne M. HENSELER	278		
<u>District 45</u>	Melvoid J. BENSON	313		

RI STATEWIDE PRIMARY
September 15, 1998
STATE REPRESENTATIVES

DEMOCRATIC PRIMARY			REPUBLICAN PRIMARY	
<u>District 46</u>	Kenneth CARTER	193		
<u>District 47</u>	James M. KELSO	484		
<u>District 48</u>	Donald J. LALLY, JR.	515		
<u>District 49</u>	John Patrick SHANLEY, JR.	270	Leona A. KELLEY	73
<u>District 50</u>	John J. THOMPSON	72	Robert Anio WARNER	20
<u>District 51</u>	Peter L. LEWISS	137	Mary Lou WALTER	67
<u>District 52</u>	Marguerite BUMPUS	164	Joseph Harold SCOTT	198
<u>District 53</u>	Janet G. DANNECKER	140	Nicholas GORHAM	224
<u>District 54</u>	Salvatore LOMBARDI	109	Carol A. MUMFORD	79
<u>District 55</u>	Alfred RUSSO, JR.	1,306		
	Gina A. FIONTELLA	937		
	Bob PINGITORE	428		
<u>District 56</u>	Joseph J. VOCCOLA	1,791		
<u>District 57</u>	Gary M. HOGAN	410		
	Eric M. FRENZE	155		
<u>District 58</u>	Rene R. MENARD	922		
<u>District 59</u>	John Douglas BARR, II	503		
	Edward J. SLATTERY	380		
<u>District 60</u>	Kevin J. MITCHELL	183		
<u>District 61</u>	Robert B. LOWE	179		
<u>District 62</u>	Barbara C. BURLINGAME	192		
<u>District 63</u>	Gerard M. MARTINEAU	279		
<u>District 64</u>	Nancy L. BENOIT	587		
	Todd R. BRIEN	477		
<u>District 65</u>	Ronald C. MUNSCHY	159		
<u>District 66</u>	Roger A. PICARD	192		
<u>District 67</u>	Donald O. REILLY, JR.	1,643		
<u>District 68</u>	David S. IWUC	1,881		

RI STATEWIDE PRIMARY
September 15, 1998
STATE REPRESENTATIVES

	DEMOCRATIC PRIMARY	REPUBLICAN PRIMARY
<u>District 69</u>	Thomas J. WINFIELD 266	
<u>District 70</u>	Gregory J. SCHADONE 984	
<u>District 71</u>	Arthur J. CORVESE 1,122	
<u>District 72</u>	Joseph L. FARIA 195	
<u>District 73</u>	Michael J. FARRELL 463 Ronald A. ROBICHAUD, JR. 275	
<u>District 74</u>	William D. VIEIRA, SR. 573 Raymond ROSSI 137	
<u>District 75</u>	William SAN BENTO, JR. 257	
<u>District 76</u>	John B. HARWOOD 320	
<u>District 77</u>	Mabel M. ANDERSON 821 Richard E. ADDISON 165	
<u>District 78</u>	Elaine A. CODERRE 324	
<u>District 79</u>	Antonio J. PIRES 416	
<u>District 80</u>	Peter F. KILMARTIN 490	
<u>District 81</u>	Eugene F. GARVEY 298	
<u>District 82</u>	Elizabeth M. DENNIGAN 565	
<u>District 83</u>	Maria J. LOPES 670	
<u>District 84</u>	Henry C. ROSE 418	
<u>District 85</u>	Raymond C. COELHO 619	
<u>District 86</u>	Robert D. SULLIVAN 336	
<u>District 87</u>	Sandra M. BARONE 234	
<u>District 88</u>	Mark Barrett HEFFNER 288	
<u>District 89</u>	Jan MALIK 755	
<u>District 90</u>	Thomas E. SKUBA 296	
<u>District 91</u>	Lawrence J. FERGUSON 226	
<u>District 92</u>	Michael P. MARTINS 200	

**RI STATEWIDE PRIMARY
September 15, 1998
STATE REPRESENTATIVES**

	DEMOCRATIC PRIMARY		REPUBLICAN PRIMARY
<u>District 93</u>	Charles J. LEVESQUE	423	
<u>District 96</u>	John H. MAHER	156	
<u>District 97</u>	Maxine Bradford SHAVERS	172	
<u>District 98</u>	George R. LEVESQUE	385	
<u>District 100</u>	Paul W. CROWLEY	327	

**DEMOCRATIC PRIMARY - SEPTEMBER 15, 1998
SENATE DISTRICT COMMITTEES**

DISTRICT

13 (elect 5)	Thomas J. IZZO	1,028
	Frank A. SINAPI	966
	David C. DiMAIO	846
	Mary Ann BELLOMO	781
	Mark E. DeLORETO	509
	Geoffrey A. SCHOOS	458
	Carol LABRECQUE	452
	Ronald F. GALIPEAU	360
14 (elect 7)	Norma E. DeCESARE.	916
	Louis A. SASSO.	900
	Eleanor A. JACKSON	886
	Karen A. McQUADE	884
	Francis R. STONE	863
	Frank GAGLIONE.	743
	Martin I. DITTELMAN	721
	Wilfrid C. PONCELET	704
15 (elect 5)	Barbara E. TURBITT	976
	Edward T. JOHNSON.	893
	Pauline E. COLE	841
	Alana BURKE.	742
	Richard H. GAUTIERI	741
	Mary E. MARTINI	739
	Alicia M. MILDNER.	686
	Donald E. MARTINI.	572
28 (elect 5)	Peggy Sue VENDITELLI.	2,224
	Milan T. AZAR	1,873
	Michael A. IANNUCILLI	1,862
	Giovanni D. CONTI, II	1,803
	John A. PELLEGRINO, JR.	1,802
	Anthony M. BIZZACCO	1,565
	Stephen MALLANE	1,463
	Frank LOMBARDO, III	1,383
	Alfred A. WILLIAMS, III.	1,146
	Eugene H. DAIGNEAULT.	867
	Mark A. QUERCETO	692
	46 (elect 7)	Raymond William MARTINS.
Josephine FURTADO.		880
Roseanne E. MARTIN		863
Roger E. MATHIEU		842
James P. DeCASTRO.		838
Gerald P. ROMANO		784
Gaetano POLSELLI, JR.		743
Joan M. SOUSA		741
Leah CALLAHAN		661
Mary GREEN		641
Haydee Santiago BURNS		460

**DEMOCRATIC PRIMARY - SEPTEMBER 15, 1998
REPRESENTATIVE DISTRICT COMMITTEES**

DISTRICT

1 (elect 3)	Glenn R. McCAULEY	330
	Lawrence A. D'ALFONSO	230
	E. Ernesto LOPEZ	210
	Claudia BRETT	146
	Wayne S. NEWBERRY	91
	Frank S. WILLISTON	81
3 (elect 3)	Wendy BECKER	303
	Iris SHUEY	273
	Uzoma UKAMADU	273
	Emily CALWELL	268
	David B. GREEN	246
	Rene MARCANO	205
22 (elect 3)	Anthony LANZI	517
	Angelo ROSSI	472
	Dina SCOTTO	401
	Mark E. DeLORETO	222
23 (elect 3)	James J. GINOLFI	416
	Maria BUCCI	330
	Michael T. NAPOLITANO	310
	George E. BUCK, JR.	217
	Gerald J. McGRAW, JR.	185
	Carol LABRECQUE	168
	Richard ADAMO	153
55 (elect 3)	Peggy Sue VENDITELLI	1,154
	Leonard J. MACARI	1,073
	John R. FIORIO, JR.	980
	Joseph CALABRESE	948
	Gregory Allen BURR	678
59 (elect 3)	Edward J. SLATTERY	485
	Barbara A. BARR	479
	James B. SPOONER	420
	Gabriel SABACK	264
	Edwin H. TETREALT	259
67 (elect 3)	Donald O. REILLY, JR.	1,170
	Donald LARGE	1,136
	John MacQUEEN, JR.	915
	Maureen M. ALGER	783
	David F. MILLER	721
	Paul N. GAGNON, JR.	716
	William J. FLYNN	523
68 (elect 3)	Timothy S. IWUC	1,559
	Debra COIA	1,279
	Robert J. GARON	1,134
	Matthew J. GANNON	1,016

**DEMOCRATIC STATE PRIMARY - SEPTEMBER 15, 1998
STATE COMMITTEE**

STATE COMMITTEEMAN

DISTRICT

55	Vincent RUSSO	728
	Leonard J. MACARI	586
	Anthony M. BIZZACCO	529
	Stephen MALLANE	490
56	Paul D. SANTILLI	1,268
	Ronald T. WEBSTER	988
67	Paul N. GAGNON, JR.	1,177
	Edgar R. ALGER, III	964
89	Timothy Lee AVILA	550
	James CARTER	278

STATE COMMITTEEWOMAN

DISTRICT

3	Jessica ROBERTSON	252
	Sheryl A. GOLDIN	243
67	Bonnie A. LARGE	1,268
	Debra A. DORIS-FERNANDES	913

RHODE ISLAND STATEWIDE PRIMARY
September 15, 1998
VOTER TURNOUT

Cong. Dist.	City/Town	Eligible Vote	Votes Cast	% Turnout	Democrat Turnout	Republican Turnout **
1	BARRINGTON	12,950	681	5%	681	
1	BRISTOL	13,295	884	7%	884	
1	BURRILLVILLE	9,141	496	5%	496	
1	CENTRAL FALLS	6,983	781	11%	781	
2	CHARLESTOWN	5,026	536	11%	134	402
2	COVENTRY	20,101	1,367	7%	1,184	183
2	CRANSTON	52,031	12,246	24%	8,464	3,782
1	CUMBERLAND	20,438	6,909	34%	6,909	
2	EAST GREENWICH	9,620	801	8%	499	302
1	EAST PROVIDENCE	28,800	3,879	13%	3,879	
2	EXETER	3,749	197	5%	153	44
2	FOSTER	2,637	376	14%	73	303
2	GLOCESTER	6,175	306	5%	259	47
2	HOPKINTON	4,718	390	8%	118	272
1	JAMESTOWN	3,959	381	10%	381	
2	JOHNSTON	20,314	7,944	39%	7,846	98
1	LINCOLN	13,903	1,357	10%	1,357	
1	LITTLE COMPTON	2,675	180	7%	180	
1	MIDDLETOWN	9,993	423	4%	423	
2	NARRAGANSETT *	11,198	1,743	16%	1,370	373
1	NEWPORT	16,484	1,214	7%	1,214	
2	NEW SHOREHAM	1,397	93	7%	78	15
2	NORTH KINGSTOWN	17,831	1,643	9%	1,045	598
1	NORTH PROVIDENCE	23,753	5,274	22%	5,274	
1	NORTH SMITHFIELD	7,145	433	6%	433	
1	PAWTUCKET	35,821	4,161	12%	4,161	
1	PORTSMOUTH	11,925	975	8%	975	
split	PROVIDENCE	86,890	14,407	17%	14,244	163
2	RICHMOND	4,171	236	6%	129	107
2	SCITUATE	4,133	336	8%	219	117
1	SMITHFIELD	13,033	874	7%	874	
2	SOUTH KINGSTOWN	14,949	1,168	8%	953	215
1	TIVERTON	8,613	430	5%	430	
1	WARREN	6,919	1,123	16%	1,123	
2	WARWICK	56,809	8,140	14%	7,650	490
2	WESTERLY	14,021	464	3%	322	142
2	WEST GREENWICH	3,163	434	14%	114	320
2	WEST WARWICK	17,414	977	6%	872	105
1	WOONSOCKET	20,703	1,900	9%	1,900	
	STATE TOTAL	622,880	86,159	14%	78,081	8,078

* Totals do not include votes cast in non-partisan town primary.

** Republican primary in Congressional District 2 only.

**GENERAL ELECTION - NOVEMBER 3, 1998
CANDIDATES**

The candidates for CONGRESS in the FIRST DISTRICT were:

Ronald G. Santa of Middletown	Republican
Patrick J. Kennedy of Providence	Democrat
James C. Sheehan of Warren	Reform
Charles Picerno of Providence	Independent (Legalize Freedom Party)

The candidates for CONGRESS in the SECOND DISTRICT were:

John O. Matson of Hopkinton	Republican
Robert A. Weygand of North Kingstown	Democrat
Timothy L. Miller of East Greenwich	Reform

The candidates for GOVERNOR at this election were:

Lincoln C. Almond of Lincoln	Republican
Robert J. Healey, Jr. of Barrington	Cool Moose
Myrth York of Providence	Democrat
John Patrick Devine of Providence	Reform

The candidates for LIEUTENANT GOVERNOR at this election were:

Bernard A. Jackvony of East Greenwich	Republican
Charles J. Fogarty of Gloucester	Democrat
John M. Carlevale of West Greenwich	Reform
Jeffrey C. Johnson of South Kingstown	Independent (Green Party)

The candidates for SECRETARY OF STATE at this election were:

Ed Lopez of Providence	Republican
James R. Langevin of Warwick	Democrat

The candidates for ATTORNEY GENERAL at this election were:

Nancy J. Mayer of Bristol	Republican
Sheldon Whitehouse of Providence	Democrat

The candidates for GENERAL TREASURER at this election were:

James S. Bennett of Warwick	Republican
Paul J. Tavares of East Providence	Democrat
Victor G. Moffitt of Coventry	Reform

The candidates for SENATORS and REPRESENTATIVES in the GENERAL ASSEMBLY from the several Senatorial and Representative Districts at the 1998 election were:

SENATE CANDIDATES

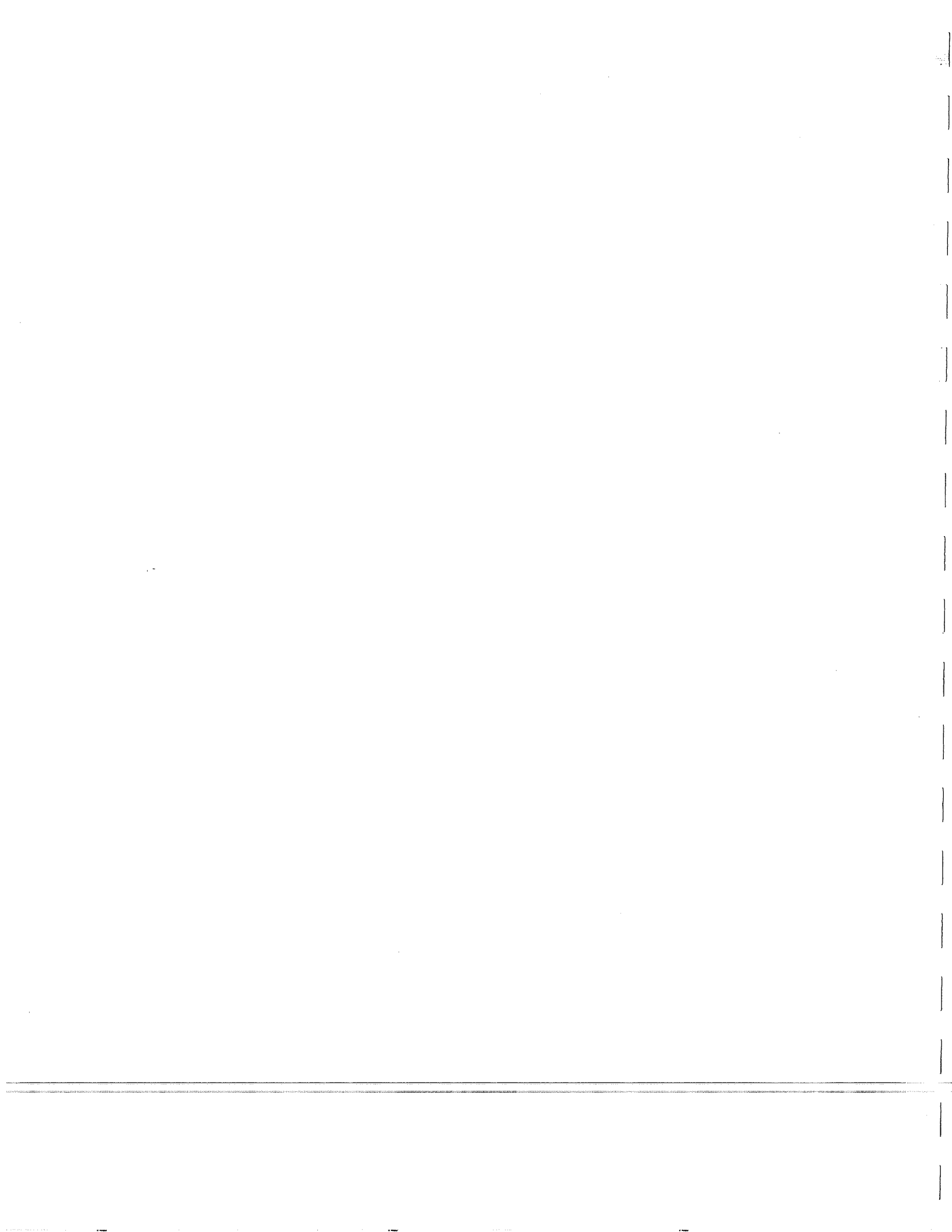
Dist. No.	DEMOCRAT	REPUBLICAN	COOL MOOSE	INDEPENDENT
1	Maryellen Goodwin			Daniel J. Grzych
2	John M. Roney			Joshua T. Mandelbaum (GRE)
3	Rhoda E. Perry			
4	Dominick J. Ruggiero			
5	Catherine E. Graziano			
6	V. Susan Sosnowski	Martha A. Stamp		
7	David V. Iglizoi			Robert J. Palazzo
8	Frank T. Caprio			
9	Charles D. Walton	Amelio Cioffi		
10	Robert T. Kells			
11	Elizabeth H. Roberts			
12	Hanna M. Gallo	Kenneth J. Hopkins		
13	Thomas J. Izzo			
14	Eleanor C. Sasso			
15	James M. Donelan			
16	Michael J. McCaffrey			
17	William A. Waleska	Raymond T. McKay		
18	John C. Revens, Jr.			
19	Stephen D. Alves	Robert F. Plante		
20	Leonidas P. Raptakis			
21		Leo R. Blais		
22	J. Michael Lenihan			Pamela T. Fogg
23	David A. Murray	John A. Patterson		
24	Patrick T. McDonald	Sara A. Whitright		
25	Donna M. Walsh	Marjorie N. Rekowski		
26		Dennis L. Algieri		
27	Paul W. Fogarty	M. Jeffrey Schanck		Mary E. Ryan
28	William P. Tocco, Jr.	Robert R. Larrivee		
29	Robert J. Esposito	Michael J. Flynn	David C. Richardson	
30	Paul S. Kelly			
31	Marc A. Cote			
32	Roger Badeau			
33	Daniel P. Connors			William D. Martin (GRE)
34	Jonathan F. Oster	Richard K. Foster		
35	Daniel J. Issa	Wilfred R. DeMeule		
36	John A. Celona			Michael J. Rollins (LIB)
37	Joseph A. Montalbano			
38	John F. McBurney, III			
39	William V. Irons	Paul A. Dinsmore		
40	Thomas R. Coderre			
41		Kevin A. Breene		
42	Daniel DaPonte			Gerald R. Lynch
43	Michael Damiani			
44		David E. Bates		
45		Mary A. Parella		
46	Walter S. Felag, Jr.			
47	William Enos			
48	Steven C. Aten	June N. Gibbs		
49	M. Teresa Paiva-Weed			
50	J. Clement Cicilline			

REPRESENTATIVE CANDIDATES

Dist. No.	DEMOCRAT	REPUBLICAN	COOL MOOSE	REFORM	INDEPENDENT
1	John J. McCauley, Jr.				Daniel J. Grzych Charles E. Lawrence Charles E. Casey Peter M. Scharf
2	Paul E. Moura				
3	Edith H. Ajello				
4	David N. Cicilline				
5	Gordon D. Fox				
6	John J. DeSimone				
7	Joanne M. Giannini	Barry Kilbane			
8	Thomas A. Palangio				
9	Anastasia P. Williams	Ian C. O'Hara			
10	Peter N. Wasylyk				
11	Bambilyn Breece Cambio				
12	Steven F. Smith				
13	Charlene Lima				
14	Steven M. Costantino				
15	Mary Ann F. Carroll	Jeffrey H. Bowie		Matthew T. Blanchette	
16	Brian Patrick Kennedy	Robert G. Tingle			
17	Thomas C. Slater	Brian Mayben			
18	Marsha E. Carpenter				
19	Aisha W. Abdullah-Odiase				
20	Joseph S. Almeida				
21	Michael S. Pisaturo	Henry W. Archetto			
22	Beatrice A. Lanzi				
23	Colleen M. Crudele	Grant C. Derderian			Aram G. Garabedian
24	Frank A. Montanaro				
25	Peter G. Palumbo				
26	Robert B. Jacquard				
27	John S. Simonian				
28	Nancy Hetherington				
29	Joseph McNamara			Nancy E. Thompson	
30	Paul V. Sherlock				
31	Myrna C. George				
32	Eileen Slattery Naughton			Roberta A. Bowman	
33	Peter T. Ginaitt				
34	Robert E. Flaherty				
35	Denise C. Aiken	Scott Traudt			
36	Russell Bramley				
37	H. Norman Knickle	Alfred H. Liddle III			
38	Timothy A. Williamson	Patricia Brochu			
39	William J. Murphy	Amanda Marzullo			
40	Robert E. Rainville	Richard E. Fleury			
41	Edward S. Inman, III				
42	Stephen J. Anderson	Bernard L. LeFoley			
43	Gregory A. deGroot	Robert A. Watson			
44	Suzanne M. Henseler				
45	Melvoid J. Benson				
46	Kenneth Carter				
47	James M. Kelso				
48	Donald J. Lally, Jr.				Karen Johnson (GRE)
49	John P. Shanley, Jr.	Leona A. Kelley			
50	John J. Thompson	Robert Anio Warner			

REPRESENTATIVE CANDIDATES

Dist. No.	DEMOCRAT	REPUBLICAN	COOL MOOSE	REFORM	INDEPENDENT
51	Peter L. Lewiss	Mary Lou Walter			
52	Marguerite Bumpus	Joseph Harold Scott			
53	Janet G. Dannecker	Nicholas Gorham			
54	Salvatore Lombardi	Carol A. Mumford			
55	Alfred Russo, Jr.				
56	Joseph J. Voccola				
57	Gary M. Hogan				
58	Rene R. Menard				
59	John Douglas Barr, II	Charles E. McDevitt		Robert K. Leahy, Jr.	
60	Kevin J. Mitchell	Scott P. Rabideau			
61	Robert B. Lowe				
62	Barbara C. Burlingame				
63	Gerard M. Martineau				
64	Nancy L. Benoit				John A. Cianci
65	Ronald C. Munschy	Diane Darrah			
66	Roger A. Picard				
67	Donald O. Reilly, Jr.				
68	David S. Iwuc				
69	Thomas J. Winfield	Jean Dionne			David Bibeault (LIB)
70	Gregory J. Schadone				G. Richard Fossa
71	Arthur J. Corvese				Charles Lombardi
72	Joseph L. Faria	Douglas E. Pendergrass			
73	Michael J. Farrell	Albert Paul Larivee			
74	William D. Vieira, Sr.				
75	William San Bento, Jr.				
76	John B. Harwood				
77	Mabel M. Anderson				
78	Elaine A. Coderre				
79	Antonio J. Pires				
80	Peter F. Kilmartin				
81	Eugene F. Garvey				
82	Elizabeth M. Dennigan				
83	Maria J. Lopes				
84	Henry C. Rose				
85	Raymond C. Coelho				
86	Robert D. Sullivan	Gil Medeiros			
87	Sandra M. Barone	Rose Larisa			
88	Mark Barrett Heffner	Joel Hellmann			
89	Jan Malik				
90	Thomas E. Skuba	Charles E. Millard, Jr.			
91	Lawrence J. Ferguson				
92	Michael P. Martins	Joseph N. Amaral			
93	Charles J. Levesque				
94		Joan B. Quick			
95		Bruce J. Long			
96	John H. Maher				
97	Maxine Bradford Shavers				
98	George R. Levesque	William H. Murphy			
99		Christine H. Callahan		George E. Bunnewith	
100	Paul W. Crowley			Michael A. Saponara	



*RHODE ISLAND
GENERAL ELECTION
November 3, 1998*

**FEDERAL CANDIDATES
STATE & PRECINCT TOTALS**

RI GENERAL ELECTION
November 3, 1998
US CONGRESS, District #1

CITY/TOWN	Ronald G. SANTA (REP)	Patrick J. KENNEDY (DEM)	James C. SHEEHAN (REF)	Charles PICERNO (IND)
BARRINGTON	2,863	3,156	261	51
BRISTOL	1,799	4,195	244	54
BURRILLVILLE	1,015	2,666	176	42
CENTRAL FALLS	318	1,969	85	10
CUMBERLAND	2,921	6,391	514	68
EAST PROVIDENCE	3,225	10,527	681	115
JAMESTOWN	1,011	1,271	153	29
LINCOLN	2,518	4,634	427	103
LITTLE COMPTON	640	740	88	20
MIDDLETOWN	1,757	2,701	159	27
NEWPORT	2,045	4,032	284	36
NORTH PROVIDENCE	2,475	8,381	479	223
NORTH SMITHFIELD	1,176	2,723	174	26
PAWTUCKET	2,968	11,157	743	113
PORTSMOUTH	2,451	3,326	218	35
PROVIDENCE	3,122	9,563	591	228
SMITHFIELD	2,289	3,896	347	69
TIVERTON	1,327	2,582	157	50
WARREN	909	2,098	163	36
WOONSOCKET	1,631	6,780	258	62
STATE TOTAL	38,460	92,788	6,202	1,397

RI GENERAL ELECTION, November 3, 1998

US CONGRESS, District 1

Summary By County

COUNTY	CITY/TOWN	Ronald G. SANTA (REP)	Patrick J. KENNEDY (DEM)	James C. SHEEHAN (REF)	Charles PICERNO (IND)
<u>BRISTOL COUNTY</u>					
	BARRINGTON	2,863	3,156	261	51
	BRISTOL	1,799	4,195	244	54
	WARREN	909	2,098	163	36
	COUNTY TOTAL	5,571	9,449	668	141
<u>KENT COUNTY</u>					
	COVENTRY	n/a	n/a	n/a	n/a
	EAST GREENWICH	n/a	n/a	n/a	n/a
	WARWICK	n/a	n/a	n/a	n/a
	WEST GREENWICH	n/a	n/a	n/a	n/a
	WEST WARWICK	n/a	n/a	n/a	n/a
	COUNTY TOTAL	0	0	0	0
<u>NEWPORT COUNTY</u>					
	JAMESTOWN	1,011	1,271	153	29
	LITTLE COMPTON	640	740	88	20
	MIDDLETOWN	1,757	2,701	159	27
	NEWPORT	2,045	4,032	284	36
	PORTSMOUTH	2,451	3,326	218	35
	TIVERTON	1,327	2,582	157	50
	COUNTY TOTAL	9,231	14,652	1,059	197
<u>PROVIDENCE COUNTY</u>					
	BURRILLVILLE	1,015	2,666	176	42
	CENTRAL FALLS	318	1,969	85	10
	CRANSTON	n/a	n/a	n/a	n/a
	CUMBERLAND	2,921	6,391	514	68
	EAST PROVIDENCE	3,225	10,527	681	115
	FOSTER	n/a	n/a	n/a	n/a
	GLOCESTER	n/a	n/a	n/a	n/a
	JOHNSTON	n/a	n/a	n/a	n/a
	LINCOLN	2,518	4,634	427	103
	NORTH PROVIDENCE	2,475	8,381	479	223
	NORTH SMITHFIELD	1,176	2,723	174	26
	PAWTUCKET	2,968	11,157	743	113
	PROVIDENCE	3,122	9,563	591	228
	SCITUATE	n/a	n/a	n/a	n/a
	SMITHFIELD	2,289	3,896	347	69
	WOONSOCKET	1,631	6,780	258	62
	COUNTY TOTAL	23,658	68,687	4,475	1,059
<u>WASHINGTON COUNTY</u>					
	CHARLESTOWN	n/a	n/a	n/a	n/a
	EXETER	n/a	n/a	n/a	n/a
	HOPKINTON	n/a	n/a	n/a	n/a
	NARRAGANSETT	n/a	n/a	n/a	n/a
	NEW SHOREHAM	n/a	n/a	n/a	n/a
	NORTH KINGSTOWN	n/a	n/a	n/a	n/a
	RICHMOND	n/a	n/a	n/a	n/a
	SOUTH KINGSTOWN	n/a	n/a	n/a	n/a
	WESTERLY	n/a	n/a	n/a	n/a
	COUNTY TOTAL	0	0	0	0
STATE TOTALS		38,460	92,788	6,202	1,397

* n/a - cities/towns in 2nd district

RI GENERAL ELECTION
November 3, 1998
US CONGRESS, District 1
RONALD G. SANTA (REP)

CITY/TOWN	REP	VOTE	WARD	DIST	MACH	MAIL	TOTAL	
BARRINGTON	87	1		172	5	177	
		2		412	10	422	
		3		376	17	393	
	88	1		409	10	419	
		2		264	10	274	
		3		404	22	426	
		4		424	13	437	
		5		303	12	315	
				Total		2,764	99	2,863
	BRISTOL	90	1		174	6	180
2				269	6	275	
3				360	9	369	
4				179	12	191	
5				166	3	169	
91		1		160	1	161	
		2		101	4	105	
		3		108	8	116	
93		1		79	0	79	
		Limited		149	2	151	
			Total		1,748	51	1,799	
BURRILLVILLE	15	4		58	0	58	
	60	1		162	10	172	
		2		195	4	199	
		5		178	4	182	
	61	3		168	0	168	
		3A		96	2	98	
		4		137	1	138	
			Total		994	21	1,015	
CENTRAL FALLS	72	1	1	1	20	3	23	
		3	2	1	13	0	13	
		5	3	1	34	2	36	
		7	4	1	15	0	15	
	73	9	5	1	79	4	83	
		2	1	2	26	0	26	
		4	2	3	56	3	59	
		6	3	4	7	0	7	
		8	4	5	54	2	56	
			Total		304	14	318	
CUMBERLAND	58	14		309	3	312	
		15		73	1	74	
		16		195	4	199	
	67	4		152	0	152	
		8		242	1	243	
		10		258	3	261	
		11		305	9	314	
		12		305	5	310	
	68	13		71	0	71	
		2		47	1	48	
		3		98	0	98	
		5		128	1	129	
		6		196	4	200	
		7		178	4	182	
		9		250	3	253	
73	1		75	0	75		
			Total		2,882	39	2,921	

CITY/TOWN	REP	VOTE	WARD	DIST	MACH	MAIL	TOTAL
EAST PROVIDENCE	82	1	1	277	12	289
		1A	1	92	1	93
		2	1	185	1	186
	83	3	1	265	10	275
		4	1	49	4	53
		5	1	169	7	176
	84	7	2	68	2	70
		8	2	60	2	62
		9	2	12	0	12
	85	14	3	186	14	200
		15	3	171	4	175
		16	3	139	4	143
	86	19	4	111	2	113
		6	2	90	0	90
		10	2	97	8	105
	87	11	2	61	1	62
		12	3	57	0	57
		13	3	29	1	30
	88	17	3	76	5	81
		18	4	223	12	235
		20	4	170	4	174
	89	21	4	165	6	171
		22	4	257	9	266
23		4	107	0	107	
			Total		3,116	109	3,225
JAMESTOWN	98	1		463	34	497
		2		489	25	514
				Total		952	59
LINCOLN	58	1		207	4	211
		3		348	12	360
		4		302	4	306
	59	5		213	10	223
		6		265	6	271
		7		164	7	171
	60	8		252	4	256
		9		305	9	314
		10		186	4	190
	61	11		76	1	77
		12		78	0	78
		13		61	0	61
				Total		2,457	61
LITTLE COMPTON	94	1		615	25	640
					Total		615
MIDDLETOWN	95	1		129	4	133
		2		83	9	92
		3		215	8	223
		4		221	19	240
	96	9		80	1	81
		5		243	7	250
	97	6		184	20	204
		7		240	9	249
		8		275	10	285
			Total		1,670	87	1,757

CITY/TOWN	REP	VOTE	WARD	DIST	MACH	MAIL	TOTAL	
NEWPORT	97	1	2	4	8	0	8	
		2	1	4	14	1	15	
		3	2	3	78	2	80	
		4	1	3	29	2	31	
		5	2	2	188	6	194	
		6	2	1	111	4	115	
	98	1	1	1	181	11	192	
		2	1	2	160	7	167	
	99	1	3	2	183	7	190	
		2	3	3	186	8	194	
	100	1	3	1	74	7	81	
		2	3	4	108	6	114	
		3	4	1	138	8	146	
		4	4	2	230	21	251	
		5	4	3	251	12	263	
	Limited				4	0	4	
				Total	1,943	102	2,045	
	NORTH PROVIDENCE	6	2E			130	0	130
		10	3D			146	2	148
3E					150	1	151	
11		1A			73	1	74	
		3A			133	5	138	
70		3C			15	0	15	
		1B			191	2	193	
		1C			183	4	187	
		1D			161	7	168	
		3B			70	4	74	
71		3F			165	7	172	
		1E			145	8	153	
		2A			351	4	355	
		2B			125	5	130	
		2C			155	4	159	
74		3G			120	1	121	
		2D			106	0	106	
		Limited			1	0	1	
				Total	2,420	55	2,475	
NORTH SMITHFIELD	61	1			281	5	286	
		5			226	7	233	
	62	2			225	15	240	
		3			140	1	141	
	64	4			269	6	275	
	Limited				1	0	1	
				Total	1,142	34	1,176	
PAWTUCKET	4	1	4	6	129	6	135	
	74	1	6	2	26	0	26	
		2	6	4	185	4	189	
	75	1	5	2	62	0	62	
		2	6	5	192	2	194	
	76	3	5	1	49	1	50	
		1	4	1	53	1	54	
		2	4	5	47	0	47	
		3	5	3	68	2	70	
		4	5	4	84	0	84	
		5	6	3	10	0	10	
	6	6	6	12	0	12		

CITY/TOWN	REP	VOTE	WARD	DIST	MACH	MAIL	TOTAL
PAWTUCKET (cont'd)	77	1	4	3	81	1	82
		2	4	4	79	1	80
		3	3	1	71	1	72
		4	3	5	87	4	91
		5	3	6	120	1	121
	78	1	6	1	19	4	23
		2	1	2	66	2	68
		3	4	2	72	2	74
		4	2	1	36	0	36
		5	3	4	21	0	21
	79	1	1	3	129	4	133
		2	1	4	106	2	108
		3	1	5	176	5	181
		4	1	1	46	0	46
		5	2	3	27	0	27
	80	6	2	2	23	2	25
		1	2	6	130	0	130
		2	2	5	162	4	166
		3	2	4	146	3	149
	82	4	3	2	150	6	156
1		3	3	232	14	246	
Total			2,896	72	2,968		
PORTSMOUTH	93	1			157	7	164
		2			167	5	172
		3			229	8	237
		4			261	6	267
		5			28	1	29
	94	6			245	18	263
		7			202	10	212
	96	8			205	7	212
		9			277	12	289
		10			269	19	288
		11			306	11	317
Limited				1	0	1	
Total			2,347	104	2,451		
PROVIDENCE	1	2	4	6	19	6	25
		3	12	2	2	0	2
		11	14	7	26	0	26
		12	12	4	0	0	0
		13	12	1	0	0	0
	2	4	1	5	128	2	130
		5	1	4	84	6	90
		3	3	7	28	0	28
	3	5	12	7	136	6	142
		6	2	8	169	3	172
		8	1	3	80	2	82
		9	1	2	47	1	48
		4	1	3	38	1	39
	4	2	2	1	288	15	303
3		2	3	357	6	363	
4		2	7	106	2	108	
5		2	6	84	0	84	
6		1	1	51	9	60	
7		2	9	32	1	33	
	10	2	4	110	1	111	

CITY/TOWN	REP	VOTE	WARD	DIST	MACH	MAIL	TOTAL
PROVIDENCE (cont'd)	5	1	3	2	94	0	94
		2	3	3	81	10	91
		3	3	5	60	0	60
		5	3	4	49	2	51
		6	2	2	27	1	28
	6	7	4	5	10	6	16
		1	4	2	131	0	131
		2	4	3	69	2	71
		4	4	1	120	3	123
	7	5	14	1	11	0	11
		1	5	2	144	1	145
	8	1	14	4	100	3	103
		3	14	5	162	2	164
		4	14	6	35	0	35
		5	5	1	21	0	21
		6	14	2	59	2	61
		7	14	3	68	2	70
	Limited				1	0	1
				Total	3,027	95	3,122
	SMITHFIELD	57	1		320	3
2				196	3	199
3				258	5	263
4				369	12	381
7				103	4	107
69		5		248	11	259
		6		327	6	333
		8		33	2	35
		9		240	14	254
		10		130	3	133
		Limited			2	0
			Total	2,226	63	2,289	
TIVERTON	92	1		239	10	249
		3		166	1	167
		4		201	5	206
		5		153	8	161
		6		94	2	96
	94	2		235	7	242
		7		192	14	206
			Total	1,280	47	1,327	
WARREN	89	1		69	2	71
		2		61	1	62
		3		89	3	92
		4		121	6	127
		5		272	10	282
		5A		39	2	41
	90	6		77	1	78
		1		106	2	108
		1A		48	0	48
			Total	882	27	909	

CITY/TOWN	REP	VOTE	WARD DIST	MACH	MAIL	TOTAL
WOONSOCKET	62	1	45	5	50
		2	56	0	56
		3	91	1	92
	63	1	37	1	38
		2	77	1	78
		3	87	4	91
		4	144	3	147
		5	15	0	15
	64	1	97	6	103
		2	134	4	138
		3	84	0	84
	65	1	98	1	99
		2	103	1	104
		3	86	3	89
		4	23	1	24
	66	1	70	0	70
		2	92	3	95
		3	128	3	131
		4	125	2	127
			Total		1,592	39
STATE TOTAL				37,257	1,203	38,460

RI GENERAL ELECTION
November 3, 1998
US CONGRESS, District 1
PATRICK J. KENNEDY (DEM)

CITY/TOWN	REP	VOTE	WARD	DIST	MACH	MAIL	TOTAL	
BARRINGTON	87	1			316	4	320	
		2			436	6	442	
		3			419	11	430	
	88	1			481	9	490	
		2			438	5	443	
		3			347	11	358	
		4			269	5	274	
		5			395	4	399	
			Total			3,101	55	3,156
	BRISTOL	90	1			357	3	360
2					420	13	433	
3					394	12	406	
4					456	31	487	
5					362	3	365	
91		1			528	14	542	
		2			598	5	603	
		3			427	16	443	
		4			262	0	262	
93		1			282	6	288	
		Limited	6			6	0	6
			Total			4,092	103	4,195
BURRILLVILLE		15	4			133	0	133
	60		1		447	40	487	
	61	2			527	15	542	
		5			446	33	479	
		3			340	4	344	
		3A			272	2	274	
			4		396	11	407	
			Total			2,561	105	2,666
CENTRAL FALLS	72	1	1	1	132	6	138	
		3	2	1	76	9	85	
		5	3	1	267	7	274	
		7	4	1	123	0	123	
		9	5	1	354	5	359	
	73	2	1	2	152	2	154	
		4	2	2	301	27	328	
		6	3	2	131	2	133	
		8	4	2	372	3	375	
			Total				1,908	61
CUMBERLAND	58	14			590	20	610	
		15			164	2	166	
		16			475	3	478	
	67	4			542	10	552	
		8			557	3	560	
		10			362	0	362	
		11			272	8	280	
		12			412	22	434	
		13			122	0	122	
		68	2			253	5	258
	68	3			407	9	416	
		5			431	5	436	
		6			466	8	474	
		7			251	2	253	
9				530	3	533		
73	1			446	11	457		
		Total			6,280	111	6,391	

CITY/TOWN	REP	VOTE	WARD	DIST	MACH	MAIL	TOTAL
EAST PROVIDENCE	82	1		616	14	630
		1A		272	6	278
		2		565	27	592
	83	3		303	9	312
		4		392	14	406
		5		599	37	636
		7		468	9	477
		8		421	7	428
	84	9		95	1	96
		14		585	42	627
		15		596	6	602
		16		424	14	438
		19		235	6	241
	85	6		498	9	507
		10		508	16	524
		11		321	5	326
		12		179	3	182
		13		214	0	214
	86	17		392	3	395
		18		546	27	573
		20		538	17	555
		21		547	7	554
	87	22		598	11	609
23			317	8	325	
				Total	10,229	298	10,527
JAMESTOWN	98	1		585	26	611
		2		631	28	659
	Limited		0	1	1	
					Total	1,216	55
LINCOLN	58	1		619	4	623
		3		535	24	559
		4		433	8	441
	59	5		352	6	358
		6		531	10	541
		7		371	14	385
		8		501	5	506
		9		489	9	498
	69	10		217	2	219
		11		123	1	124
	74	12		284	3	287
		13		92	1	93
					Total	4,547	87
LITTLE COMPTON	94	1		714	26	740
				Total	714	26	740
MIDDLETOWN	95	1		232	8	240
		2		211	6	217
		3		381	8	389
		4		317	19	336
	96	9		132	0	132
		5		387	15	402
	99	6		235	31	266
		7		386	12	398
		8		311	10	321
				Total	2,592	109	2,701

CITY/TOWN	REP	VOTE	WARD	DIST	MACH	MAIL	TOTAL	
NEWPORT	97	1	2	4	42	1	43
		2	1	4	66	6	72
		3	2	3	161	3	164
		4	1	3	78	0	78
		5	2	2	419	21	440
		6	2	1	367	17	384
	98	1	1	1	398	13	411
		2	1	2	391	10	401
	99	1	3	2	279	10	289
		2	3	3	294	7	301
	100	1	3	1	105	5	110
		2	3	4	195	16	211
		3	4	1	331	19	350
		4	4	2	308	16	324
		5	4	3	430	15	445
	Limited				9	0	9
				Total		3,873	169	4,032
NORTH PROVIDENCE	6	2E		514	9	523	
		3D		425	20	445	
	10	3E		276	2	278	
		1A		381	12	393	
	11	3A		649	11	660	
		3C		69	1	70	
		1B		659	16	675	
	70	1C		703	24	727	
		1D		585	25	610	
		3B		380	13	393	
		3F		460	48	508	
	71	1E		470	8	478	
		2A		632	3	635	
		2B		545	17	562	
		2C		570	2	572	
74	3G		434	5	439		
	2D		407	6	413		
	Total				8,169	222	8,381	
NORTH SMITHFIELD	61	1		643	8	651	
		5		541	7	548	
	62	2		503	45	548	
		3		341	10	351	
	64	4		623	2	625	
Total				2,651	72	2,723		
PAWTUCKET	4	1	4	6	287	4	291
		74	1	6	2	211	3
	75	2	6	4	664	10	674
		1	5	2	292	9	301
		2	6	5	512	12	524
	76	3	5	1	335	0	335
		1	4	1	258	4	262
		2	4	5	208	6	214
		3	5	3	275	2	277
		4	5	4	390	10	400
	77	5	6	3	110	5	115
		6	6	6	28	0	28
		1	4	3	322	7	329
2		4	4	362	37	399	
3		3	1	335	18	353	
	4	3	5	335	8	343	
	5	3	6	491	12	503	

CITY/TOWN	REP	VOTE	WARD	DIST	MACH	MAIL	TOTAL		
PAWTUCKET (cont'd)	78	1	6	1	226	9	235	
		2	1	2	280	6	286	
		3	4	2	285	4	289	
		4	2	1	264	8	272	
		5	3	4	105	1	106	
	79	1	1	3	507	14	521	
		2	1	4	356	12	368	
		3	1	5	497	9	506	
		4	1	1	196	3	199	
		5	2	3	123	1	124	
		6	2	2	100	4	104	
	80	1	2	6	466	5	471	
		2	2	5	500	12	512	
		3	2	4	482	7	489	
		4	3	2	555	7	562	
	82	1	3	3	516	32	548	
		Limited			3	0	3	
				Total		10,876	281	11,157	
	PORTSMOUTH	93	1			317	12	329
			2			357	11	368
3					347	10	357	
4					372	16	388	
5					51	3	54	
94		6			227	10	237	
		7			258	7	265	
96		8			302	17	319	
		9			396	16	412	
		10			306	18	324	
		11			265	8	273	
			Total		3,198	128	3,326		
PROVIDENCE	1	2	4	6	154	21	175	
		3	12	2	34	0	34	
		11	14	7	77	0	77	
		12	12	4	8	0	8	
		13	12	1	6	0	6	
	2	4	1	5	344	1	345	
		5	1	4	509	34	543	
	3	3	3	7	178	2	180	
		5	12	7	233	10	243	
		6	2	8	377	5	382	
		8	1	3	168	5	173	
		9	1	2	117	1	118	
		1	3	1	150	1	151	
		2	2	1	374	27	401	
		3	2	3	572	8	580	
	4	2	7	216	9	225		
	5	2	6	189	8	197		
6	1	1	165	8	173			
7	2	9	73	1	74			
10	2	4	179	5	184			

CITY/TOWN	REP	VOTE	WARD	DIST	MACH	MAIL	TOTAL	
PROVIDENCE (cont'd)	5	1	3	2	441	9	450
		2	3	3	501	16	517
		3	3	5	522	4	526
		5	3	4	225	3	228
		6	2	2	100	1	101
		7	4	5	121	42	163
		6	1	4	2	563	22
	2		4	3	437	21	458
	4		4	1	508	68	576
	5		14	1	22	0	22
	7	1	5	2	276	6	282
		8	1	14	4	260	5
	3		14	5	442	3	445
	4		14	6	32	0	32
	5		5	1	30	0	30
	6		14	2	247	4	251
	7		14	3	350	10	360
	Limited					3	0
				Total		9,203	360	9,563
	SMITHFIELD	57	1			468	10
2					446	12	458
3					514	5	519
4					729	33	762
7					150	3	153
69		5			353	15	368
		6			526	8	534
		8			59	0	59
		9			379	22	401
		10			159	0	159
Limited					5	0	5
				Total		3,788	108	3,896
TIVERTON		92	1			309	12
	3				434	1	435
	4				462	4	466
	5				406	17	423
	6				295	6	301
	94	2			337	4	341
		7			288	7	295
		Total				2,531	51	2,582
WARREN	89	1			198	3	201
		2			134	5	139
		3			175	11	186
		4			362	29	391
		5			449	17	466
		5A			206	7	213
		6			243	10	253
	90	1			128	8	136
		1A			112	1	113
		Total				2,007	91	2,098

CITY/TOWN	REP	VOTE	WARD	DIST	MACH	MAIL	TOTAL
WOONSOCKET	62	1		280	35	315
		2		276	4	280
		3		339	6	345
	63	1		297	11	308
		2		223	6	229
		3		386	8	394
		4		322	0	322
	64	5		115	0	115
		1		526	30	556
		2		537	11	548
	65	3		403	6	409
		1		370	6	376
		2		460	2	462
	66	3		373	5	378
		4		102	1	103
		1		305	5	310
2			346	33	379	
		3		390	4	394
		4		542	15	557
		Total			6,592	188	6,780
		STATE TOTAL			90,117	2,671	92,788

RI GENERAL ELECTION
November 3, 1998
US CONGRESS, District 1
JAMES C. SHEEHAN (REF)

CITY/TOWN	REP	VOTE	WARD	DIST	MACH	MAIL	TOTAL	
BARRINGTON	87	1			26	0	26	
		2			46	1	47	
		3			28	2	30	
	88	1			40	2	42	
		2			32	1	33	
		3			25	1	26	
		4			27	0	27	
		5			29	1	30	
				Total		253	8	261
	BRISTOL	90	1			21	0	21
2					22	0	22	
3					34	0	34	
4					20	0	20	
5					28	0	28	
91		1			28	0	28	
		2			36	1	37	
		3			20	1	21	
93		4			15	0	15	
		1			18	0	18	
			Total		242	2	244	
BURRILLVILLE	15	4			11	0	11	
	60	1			28	1	29	
		2			28	0	28	
	61	5			35	1	36	
		3			22	1	23	
		3A			20	0	20	
		4			29	0	29	
			Total		173	3	176	
CENTRAL FALLS	72	1	1	1	12	0	12	
		3	2	1	3	0	3	
		5	3	1	14	0	14	
		7	4	1	4	0	4	
		9	5	1	14	0	14	
	73	2	1	2	8	0	8	
		4	2	2	15	1	16	
		6	3	2	2	0	2	
		8	4	2	12	0	12	
					Total		84	1
CUMBERLAND	58	14			51	1	52	
		15			17	0	17	
		16			31	0	31	
	67	4			36	0	36	
		8			38	0	38	
		10			36	0	36	
		11			39	1	40	
		12			41	1	42	
	68	13			7	0	7	
		2			22	0	22	
		3			33	0	33	
		5			30	3	33	
		6			41	0	41	
7				24	0	24		
9				41	0	41		
73	1			21	0	21		
			Total		508	6	514	

CITY/TOWN	REP	VOTE	WARD	DIST	MACH	MAIL	TOTAL			
EAST PROVIDENCE	82	1			75	2	77			
		1A			18	1	19			
		2			36	3	39			
	83	3				34	0	34		
			4			21	0	21		
		5			31	2	33			
		7			23	1	24			
		8			14	0	14			
	84	9				4	0	4		
			14			37	2	39		
		15			42	0	42			
		16			27	1	28			
	85	19				23	1	24		
			6			23	0	23		
			10			19	0	19		
		11			8	0	8			
		12			7	0	7			
		13			16	0	16			
		17			30	0	30			
	86	18				35	2	37		
			20			34	2	36		
		21			39	1	40			
		22			44	2	46			
87	23				21	0	21			
							Total	661	20	681
JAMESTOWN	98	1			83	2	85			
		2			65	3	68			
								Total	148	5
LINCOLN	58	1			40	0	40			
		3			67	2	69			
		4			39	0	39			
	59	5				28	0	28		
			6			58	1	59		
		7			28	0	28			
		8			50	1	51			
		9			42	1	43			
	69	10				17	0	17		
			11			8	1	9		
	74	12				26	0	26		
			13			18	0	18		
								Total	421	6
LITTLE COMPTON	94	1			88	0	88			
								Total	88	0
MIDDLETOWN	95	1			9	0	9			
		2			10	0	10			
		3			19	0	19			
		4			21	0	21			
	96	9				7	0	7		
			5			34	2	36		
	99	6				17	0	17		
			7			22	0	22		
		8			18	0	18			
								Total	157	2

CITY/TOWN	REP	VOTE	WARD	DIST	MACH	MAIL	TOTAL		
NEWPORT	97	1	2	4	2	0	2	
		2	1	4	1	0	1	
		3	2	3	14	0	14	
		4	1	3	7	0	7	
		5	2	2	36	0	36	
		6	2	1	18	0	18	
	98	1	1	1	21	0	21	
		2	1	2	28	1	29	
	99	1	3	2	18	0	18	
		2	3	3	15	3	18	
	100	1	3	1	13	0	13	
		2	3	4	11	3	14	
		3	4	1	25	0	25	
		4	4	2	30	2	32	
		5	4	3	30	4	34	
	Limited				2	0	2	
						Total	271	13	284
	NORTH PROVIDENCE	6	2E			18	0	18
		10	3D			29	0	29
			3E			25	0	25
11		1A			22	2	24	
		3A			26	0	26	
		3C			3	0	3	
70		1B			40	1	41	
		1C			26	0	26	
		1D			35	1	36	
		3B			20	0	20	
71		3F			39	0	39	
		1E			25	0	25	
		2A			48	1	49	
		2B			33	0	33	
		2C			32	0	32	
74		3G			31	0	31	
		2D			22	0	22	
					Total	474	5	479	
NORTH SMITHFIELD	61	1			41	0	41	
		5			37	0	37	
	62	2			31	0	31	
		3			16	0	16	
	64	4			48	1	49	
						Total	173	1	174
PAWTUCKET	4	1	4	6	34	1	35	
	74	1	6	2	10	0	10	
		2	6	4	49	1	50	
	75	1	5	2	27	1	28	
		2	6	5	39	0	39	
		3	5	1	12	0	12	
	76	1	4	1	17	0	17	
		2	4	5	23	0	23	
		3	5	3	23	1	24	
		4	5	4	16	0	16	
		5	6	3	1	0	1	
	77	6	6	6	0	0	0	
		1	4	3	17	0	17	
		2	4	4	27	2	29	
		3	3	1	14	0	14	
4		3	5	31	0	31		
	5	3	6	38	0	38		

CITY/TOWN	REP	VOTE	WARD	DIST	MACH	MAIL	TOTAL		
PAWTUCKET (cont'd)	78	1	6	1	5	0	5	
		2	1	2	24	0	24	
		3	4	2	18	1	19	
		4	2	1	9	1	10	
		5	3	4	6	0	6	
	79	1	1	3	28	0	28	
		2	1	4	15	0	15	
		3	1	5	35	0	35	
		4	1	1	18	0	18	
		5	2	3	5	0	5	
	80	6	2	2	5	1	6	
		1	2	6	24	1	25	
		2	2	5	25	1	26	
		3	2	4	41	1	42	
	82	4	3	2	46	1	47	
		1	3	3	48	0	48	
				Total		730	13	743	
	PORTSMOUTH	93	1			24	0	24
			2			17	0	17
			3			30	3	33
4					19	0	19	
5					10	0	10	
94		6			18	2	20	
		7			19	1	20	
96		8			14	1	15	
		9			19	0	19	
		10			20	0	20	
		11			20	1	21	
			Total		210	8	218		
PROVIDENCE	1	2	4	6	9	0	9	
		3	12	2	2	0	2	
		11	14	7	8	0	8	
		12	12	4	0	0	0	
		13	12	1	1	0	1	
	2	4	1	5	20	1	21	
		5	1	4	29	3	32	
		3	3	7	11	1	12	
		5	12	7	25	2	27	
	3	6	2	8	25	0	25	
		8	1	3	14	0	14	
		9	1	2	2	0	2	
		4	1	3	1	11	0	11
			2	2	1	28	2	30
			3	2	3	42	1	43
			4	2	7	11	0	11
	5	5	2	6	18	1	19	
		6	1	1	10	1	11	
		7	2	9	7	0	7	
		10	2	4	20	0	20	
		1	3	2	31	1	32	
2		3	3	18	0	18		
6	3	3	5	19	0	19		
	5	3	4	11	0	11		
	6	2	2	8	0	8		
	7	4	5	4	0	4		
	1	1	4	2	30	0	30	
		2	4	3	15	0	15	
		4	4	1	32	0	32	
		5	14	1	0	0	0	

CITY/TOWN	REP	VOTE	WARD	DIST	MACH	MAIL	TOTAL
PROVIDENCE (cont'd)	7	1	5	2	30	0	30
	8	1	14	4	18	1	19
		3	14	5	28	1	29
		4	14	6	2	0	2
		5	5	1	4	0	4
		6	14	2	15	0	15
		7	14	3	18	0	18
		Total			576	15	591
SMITHFIELD	57	1			47	0	47
		2			34	1	35
		3			41	0	41
		4			64	1	65
		7			13	0	13
	69	5			33	0	33
		6			52	0	52
		8			4	1	5
		9			38	1	39
		10			16	0	16
Limited				1	0	1	
		Total			343	4	347
TIVERTON	92	1			28	0	28
		3			32	0	32
		4			29	0	29
		5			12	0	12
	94	6			7	0	7
		2			31	0	31
		7			18	0	18
		Total			157	0	157
WARREN	89	1			15	0	15
		2			14	1	15
		3			16	1	17
		4			19	1	20
		5			44	0	44
		5A			13	2	15
	90	6			20	0	20
		1			8	0	8
			1A		9	0	9
		Total			158	5	163
WOONSOCKET	62	1			6	0	6
		2			5	0	5
		3			20	1	21
	63	1			7	0	7
		2			10	1	11
		3			10	0	10
		4			16	0	16
		5			4	0	4
	64	1			20	0	20
		2			26	0	26
		3			17	1	18
	65	1			17	0	17
		2			17	0	17
		3			21	0	21
		4			4	0	4
	66	1			10	0	10
		2			11	2	13
		3			18	0	18
		4			14	0	14
		Total			253	5	258
STATE TOTAL					6,080	122	6,202

RI GENERAL ELECTION
November 3, 1998
US CONGRESS, District 1
CHARLES PICERNO (IND)

CITY/TOWN	REP	VOTE	WARD	DIST	MACH	MAIL	TOTAL	
BARRINGTON	87	1		2	0	2	
		2		7	0	7	
		3		9	0	9	
	88	1		8	0	8	
		2		6	0	6	
		3		9	0	9	
		4		4	0	4	
		5		6	0	6	
			Total			51	0	51
	BRISTOL	90	1		10	0	10
2				6	0	6	
3				5	0	5	
4				2	0	2	
5				7	0	7	
91		1		7	0	7	
		2		6	0	6	
		3		5	0	5	
		4		3	0	3	
93		1		3	0	3	
			Total			54	0	54
BURRILLVILLE		15	4		2	0	2
			60	1		4	0
	61	2		9	0	9	
		5		9	1	10	
		3		7	0	7	
		3A		7	0	7	
		4		3	0	3	
			Total			41	1	42
CENTRAL FALLS	72	1	1	1	1	0	1
		3	2	1	0	0	0
		5	3	1	0	0	0
		7	4	1	0	0	0
		9	5	2	4	0	4
	73	2	1	2	2	0	2
		4	2	2	3	0	3
		6	3	2	0	0	0
		8	4	2	0	0	0
			Total				10	0
CUMBERLAND	58	14		3	0	3	
		15		2	0	2	
		16		6	0	6	
	67	4		3	0	3	
		8		10	0	10	
		10		6	0	6	
		11		3	0	3	
		12		2	0	2	
	68	13		4	0	4	
		2		3	0	3	
		3		2	0	2	
		5		5	0	5	
		6		2	0	2	
		7		3	0	3	
		9		9	0	9	
	73	1		5	0	5	
		Total			68	0	68	

CITY/TOWN	REP	VOTE	WARD	DIST	MACH	MAIL	TOTAL
EAST PROVIDENCE	82	1		7	0	7
		1A		3	0	3
		2		4	0	4
	83	3		2	0	2
		4		3	0	3
		5		3	0	3
		7		2	0	2
		8		6	0	6
	84	9		1	0	1
		14		5	0	5
		15		4	0	4
		16		6	0	6
	85	19		2	0	2
		6		5	0	5
		10		3	0	3
		11		3	0	3
		12		2	0	2
	86	13		2	0	2
		17		13	0	13
		18		10	0	10
		20		7	0	7
	87	21		8	0	8
		22		9	0	9
23			5	0	5	
		Total		115	0	115	
JAMESTOWN	98	1		15	1	16
		2		13	0	13
		Total		28	1	29	
LINCOLN	58	1		8	0	8
		3		5	0	5
		4		12	0	12
	59	5		2	0	2
		6		2	0	2
		7		8	0	8
		8		11	0	11
		9		33	0	33
	69	10		10	0	10
		11		4	0	4
	74	12		7	0	7
		13		1	0	1
			Total		103	0	103
LITTLE COMPTON	94	1		20	0	20
		Total			20	0	20
MIDDLETOWN	95	1		3	0	3
		2		1	0	1
		3		1	0	1
		4		2	0	2
	96	9		1	0	1
		5		8	0	8
	99	6		4	2	6
		7		1	0	1
		8		4	0	4
		Total		25	2	27	

CITY/TOWN	REP	VOTE	WARD	DIST	MACH	MAIL	TOTAL	
NEWPORT	97	1	2	4	0	0	0
		2	1	4	3	0	3
		3	2	3	0	0	0
		4	1	3	0	0	0
		5	2	2	4	0	4
		6	2	1	3	0	3
	98	1	1	1	4	0	4
		2	1	2	1	0	1
	99	1	3	2	4	0	4
		2	3	3	2	0	2
	100	1	3	1	0	0	0
		2	3	4	3	0	3
		3	4	1	5	0	5
		4	4	2	3	0	3
5		4	3	4	0	4	
			Total		36	0	36	
NORTH PROVIDENCE	6	2E			17	0	17
	10	3D			16	0	16
		3E			7	0	7
	11	1A			8	0	8
		3A			23	0	23
	70	3C			4	0	4
		1B			9	0	9
		1C			25	0	25
		1D			9	1	10
	71	3B			5	0	5
		3F			16	1	17
		1E			8	0	8
	74	2A			17	0	17
		2B			20	0	20
		2C			16	0	16
		3G			15	0	15
	2D			6	0	6	
			Total		221	2	223	
NORTH SMITHFIELD	61	1			3	0	3
		5			4	0	4
	62	2			8	0	8
		3			4	0	4
	64	4			7	0	7
			Total		26	0	26	
PAWTUCKET	4	1	4	6	3	0	3
	74	1	6	2	1	0	1
		2	6	4	11	0	11
	75	1	5	2	1	0	1
		2	6	5	6	0	6
	76	3	5	1	3	0	3
		1	4	1	2	0	2
		2	4	5	2	0	2
	77	3	5	3	3	0	3
		4	5	4	3	0	3
		5	6	3	3	0	3
		6	6	6	0	0	0
		1	4	3	1	0	1
		2	4	4	3	0	3
	3	3	1	3	0	3	
	4	3	5	4	0	4	
	5	3	6	3	0	3	

CITY/TOWN	REP	VOTE	WARD	DIST	MACH	MAIL	TOTAL	
PAWTUCKET (cont'd)	78	1	6	1	3	0	3
		2	1	2	4	0	4
		3	4	2	1	0	1
		4	2	1	3	0	3
		5	3	4	6	0	6
	79	1	1	3	5	0	5
		2	1	4	3	0	3
		3	1	5	9	0	9
		4	1	1	2	0	2
		5	2	3	1	0	1
	80	6	2	2	0	0	0
		1	2	6	2	0	2
		2	2	5	5	0	5
		3	2	4	6	0	6
	82	4	3	2	5	0	5
1		3	3	6	0	6	
Total					113	0	113	
PORTSMOUTH	93	1			5	1	6
		2			1	1	2
		3			6	0	6
		4			6	0	6
		5			0	1	1
	94	6			0	0	0
		7			4	0	4
	96	8			2	0	2
		9			3	0	3
		10			3	0	3
		11			2	0	2
Total					32	3	35	
PROVIDENCE	1	2	4	6	4	1	5
		3	12	2	0	0	0
		11	14	7	10	0	10
		12	12	4	0	0	0
		13	12	1	0	0	0
	2	4	1	5	5	0	5
		5	1	4	7	0	7
		3	3	7	4	0	4
	3	5	12	7	4	0	4
		6	2	8	6	0	6
		8	1	3	4	0	4
		9	1	2	3	0	3
		4	1	3	1	6	0
	4	2	2	1	3	0	3
		3	2	3	10	0	10
		4	2	7	2	0	2
		5	2	6	0	0	0
		6	1	1	4	0	4
		7	2	9	3	0	3
		10	2	4	2	0	2
	5	1	3	2	6	0	6
		2	3	3	7	0	7
		3	3	5	8	0	8
		5	3	4	2	0	2
		6	2	2	1	0	1
	6	7	4	5	4	1	5
		1	4	2	21	0	21
2		4	3	14	1	15	
7	4	4	1	19	0	19	
	5	14	1	0	0	0	
	1	5	2	6	0	6	

CITY/TOWN	REP	VOTE	WARD	DIST	MACH	MAIL	TOTAL		
PROVIDENCE (cont'd)	8	1	14	4	15	0	15	
		3	14	5	23	0	23	
		4	14	6	0	0	0	
		5	5	1	3	0	3	
		6	14	2	11	0	11	
		7	14	3	8	0	8	
		Total					225	3	228
SMITHFIELD	57	1			6	0	6	
		2			5	0	5	
		3			10	0	10	
		4			15	0	15	
		7			0	0	0	
		69	5			6	0	6
		6				14	0	14
		8				3	0	3
		9				3	0	3
		10				7	0	7
Total					69	0	69		
TIVERTON	92	1			8	0	8	
		3			8	0	8	
		4			6	0	6	
		5			8	0	8	
		6			10	0	10	
		94	2			3	0	3
		7				7	0	7
Total					50		50		
WARREN	89	1			5	0	5	
		2			5	0	5	
		3			4	0	4	
		4			7	0	7	
		5			9	0	9	
		5A			2	0	2	
		6			3	0	3	
		90	1			1	0	1
		1A				0	0	0
		Total					36	0	36
WOONSOCKET	62	1			5	0	5	
		2			1	0	1	
		3			4	0	4	
		63	1			1	0	1
		2			2	0	2	
	64	3			4	0	4	
		4			3	0	3	
		5			0	0	0	
		64	1			3	0	3
		2			5	0	5	
	65	3			3	0	3	
		65	1			5	0	5
		2			2	0	2	
		3			4	0	4	
		4			2	0	2	
	66	66	1			4	0	4
		2			5	0	5	
		3			4	0	4	
		4			4	1	5	
		Total					61	1	62
STATE TOTAL					1,384	13	1,397		

RI GENERAL ELECTION
November 3, 1998
US CONGRESS, District #2

CITY/TOWN	John O. MATSON (REP)	Robert A. WEYGAND (DEM)	Timothy L. MILLER (REF)
CHARLESTOWN	1,073	1,302	60
COVENTRY	2,655	6,983	391
CRANSTON	5,960	20,052	715
EAST GREENWICH	1,460	2,937	126
EXETER	639	1,058	66
FOSTER	496	1,055	63
GLOCESTER	866	2,073	111
HOPKINTON	1,186	860	48
JOHNSTON	1,891	8,511	385
NARRAGANSETT	1,429	3,822	168
NEW SHOREHAM	213	583	34
NORTH KINGSTOWN	2,570	5,889	337
PROVIDENCE	2,013	14,323	627
RICHMOND	894	999	62
SCITUATE	1,466	2,267	131
SOUTH KINGSTOWN	2,374	5,269	213
WARWICK	6,584	22,270	907
WEST GREENWICH	598	915	61
WEST WARWICK	1,467	5,931	260
WESTERLY	2,336	3,818	112
STATE TOTALS	38,170	110,917	4,877

RI GENERAL ELECTION, November 3, 1998

US CONGRESS, District 2

Summary By County

COUNTY	CITY/TOWN	John O. MATSON (REP)	Robert A. WEYGAND (DEM)	Timothy MILLER (REF)
<u>BRISTOL COUNTY</u>				
	BARRINGTON	n/a	n/a	n/a
	BRISTOL	n/a	n/a	n/a
	WARREN	n/a	n/a	n/a
	COUNTY TOTAL	0	0	0
<u>KENT COUNTY</u>				
	COVENTRY	2,655	6,983	391
	EAST GREENWICH	1,460	2,937	126
	WARWICK	6,584	22,270	907
	WEST GREENWICH	598	915	61
	WEST WARWICK	1,467	5,931	260
	COUNTY TOTAL	12,764	39,036	1,745
<u>NEWPORT COUNTY</u>				
	JAMESTOWN	n/a	n/a	n/a
	LITTLE COMPTON	n/a	n/a	n/a
	MIDDLETOWN	n/a	n/a	n/a
	NEWPORT	n/a	n/a	n/a
	PORTSMOUTH	n/a	n/a	n/a
	TIVERTON	n/a	n/a	n/a
	COUNTY TOTAL	0	0	0
<u>PROVIDENCE COUNTY</u>				
	BURRILLVILLE	n/a	n/a	n/a
	CENTRAL FALLS	n/a	n/a	n/a
	CRANSTON	5,960	20,052	715
	CUMBERLAND	n/a	n/a	n/a
	EAST PROVIDENCE	n/a	n/a	n/a
	FOSTER	496	1,055	63
	GLOCESTER	866	2,073	111
	JOHNSTON	1,891	8,511	385
	LINCOLN	n/a	n/a	n/a
	NORTH PROVIDENCE	n/a	n/a	n/a
	NORTH SMITHFIELD	n/a	n/a	n/a
	PAWTUCKET	n/a	n/a	n/a
	PROVIDENCE	2,013	14,323	627
	SCITUATE	1,466	2,267	131
	SMITHFIELD	n/a	n/a	n/a
	WOONSOCKET	n/a	n/a	n/a
	COUNTY TOTAL	12,692	48,281	2,032
<u>WASHINGTON COUNTY</u>				
	CHARLESTOWN	1,073	1,302	60
	EXETER	639	1,058	66
	HOPKINTON	1,186	860	48
	NARRAGANSETT	1,429	3,822	168
	NEW SHOREHAM	213	583	34
	NORTH KINGSTOWN	2,570	5,889	337
	RICHMOND	894	999	62
	SOUTH KINGSTOWN	2,374	5,269	213
	WESTERLY	2,336	3,818	112
	COUNTY TOTAL	12,714	23,600	1,100
	STATE TOTALS	38,170	110,917	4,877

*n/a - cities/towns in 1st district

RI GENERAL ELECTION
November 3, 1998
US CONGRESS, District 2
JOHN O. MATSON (REP)

CITY/TOWN	REP	VOTE	WARD	DIST	MACH	MAIL	TOTAL	
CHARLESTOWN	16	1	1	212	1	213	
	81	1	1	141	0	141	
		2	2	263	9	272	
		3	3	209	6	215	
		4	4	228	4	232	
	Total					1,053	20	1,073
COVENTRY	24	1	2C	87	5	92	
	31	1	5D	190	7	197	
		2	5C	133	11	144	
	39	1	3A	59	0	59	
	41	1	2D	184	3	187	
		2	2B	95	2	97	
		3	3B	105	3	108	
		4	3C	144	1	145	
		5	3D	133	1	134	
		6	2A	120	0	120	
	42	1	4A	60	0	60	
		2	4C	128	1	129	
		3	5A	109	2	111	
		4	5B	87	0	87	
		5	4B	109	1	110	
		6	4D	149	2	151	
	53	1	1A	196	5	201	
		2	1B	229	10	239	
		3	1C	281	3	284	
	Total					2,598	57	2,655
CRANSTON	13	1	3	8	89	3	92
	21	1	2	7	30	3	33
		2	3	1	73	6	79
		3	3	2	78	16	94
		4	3	3	138	8	146
		5	3	4	78	9	87
		6	3	6	178	6	184
		7	3	9	22	4	26
	22	1	3	5	10	0	10
		2	3	7	55	3	58
		3	5	1	19	2	21
		4	5	3	112	10	122
		5	5	4	144	8	152
		6	5	5	211	8	219
		7	5	7	12	1	13
	23	1	4	2	296	10	306
		2	4	3	251	13	264
		3	4	5	196	10	206
		4	4	8	77	8	85
		5	4	9	101	0	101
		6	5	6	68	4	72
		7	5	8	44	2	46
		8	5	9	128	3	131
	24	1	4	1	273	13	286
2		4	4	174	2	176	
3		4	7	84	0	84	
4		6	3	147	8	155	
5		6	4	161	8	169	

CITY/TOWN	REP	VOTE	WARD	DIST	MACH	MAIL	TOTAL	
CRANSTON (cont'd)	25	1	6	5	201	4	205
		3	6	7	19	0	19
		4	6	8	107	23	130
	26	1	2	4	223	11	234
		2	2	5	65	2	67
		3	2	6	140	4	144
		4	4	6	22	2	24
		5	5	2	127	3	130
		6	6	1	174	9	183
		7	6	2	16	0	16
		8	6	9	116	5	121
	27	1	1	6	119	1	120
		2	1	7	101	3	104
		3	2	1	28	0	28
		4	2	2	147	10	157
		5	2	3	158	1	159
		6	2	8	85	3	88
	28	1	1	1	94	2	96
		2	1	2	144	5	149
		3	1	3	109	2	111
4		1	4	123	4	127	
5		1	5	112	19	131	
			Total		5,679	281	5,960	
EAST GREENWICH	31	6			232	6	238
		7			153	3	156
	43	1			186	6	192
		2			234	9	243
		3			181	14	195
		4			236	11	247
		5			173	13	186
	Limited				3	0	3
				Total		1,398	62	1,460
	EXETER	31	3			317	8
46		1			29	0	29
52		2			111	3	114
		4			157	14	171
			Total		614	25	639	
FOSTER	53	1			230	5	235
		2			256	5	261
				Total		486	10	496
GLOCESTER	15	1			190	2	192
		2			209	6	215
		3			128	4	132
		4			99	2	101
		5			219	7	226
			Total		845	21	866	
HOPKINTON	16	1			323	8	331
		2			465	10	475
		3			371	9	380
					Total		1,169	27

CITY/TOWN	VOTE	WARD	DIST	MACH	MAIL	TOTAL	
JOHNSTON	11	4A		94	1	95	
		5B		171	4	175	
		5C		204	3	207	
	12	2C		64	0	64	
		3B		32	2	34	
	55	1A		130	5	135	
		1B		179	5	184	
		2A		144	7	151	
		2B		169	11	180	
		2D		9	0	9	
	56	3D		24	1	25	
		3A		75	2	77	
		3C		160	1	161	
		4B		189	3	192	
		4C		72	1	73	
	4D		13	1	14		
	5A		114	1	115		
	Total			1,843	48	1,891	
NARRAGANSETT	47	1		174	12	186	
		2		169	12	181	
		3		260	11	271	
		4		179	4	183	
	48	5		171	7	178	
		6		178	7	185	
		7		66	3	69	
		8		173	3	176	
	Total			1,370	59	1,429	
NEW SHOREHAM	81	1		169	44	213	
	Total			169	44	213	
NORTH KINGSTOWN	44	1		218	15	233	
		2		270	13	283	
		3		175	4	179	
		4		180	6	186	
	45	6		220	7	227	
		8		237	12	249	
		9		207	22	229	
		10		165	7	172	
	46	11		212	14	226	
		5		344	15	359	
		7		218	8	226	
Limited				1	0	1	
	Total			2,447	123	2,570	
PROVIDENCE	1	1	5	7	34	0	34
		4	12	6	25	0	25
		8	12	3	40	1	41
	2	1	13	2	26	1	27
		2	11	1	31	0	31
		3	11	2	12	2	14
	7	2	5	3	76	3	79
		3	5	8	103	2	105
		4	5	5	29	0	29
		5	5	9	138	10	148
		6	12	10	31	1	32
		7	15	3	0	0	0
		8	6	5	9	0	9
	9	6	7	10	0	10	

CITY/TOWN	REP	VOTE	WARD	DIST	MACH	MAIL	TOTAL	
PROVIDENCE (cont'd)	8	2	14	8	10	0	10
		8	5	4	47	0	47
	9	1	7	3	9	0	9
		2	15	8	0	0	0
		3	6	10	3	0	3
		4	15	11	27	0	27
		5	15	7	7	0	7
		7	13	8	49	7	56
	10	8	11	3	0	1	1
		11	8	2	3	0	3
		1	6	1	80	3	83
		2	5	6	44	0	44
		3	6	2	69	0	69
		5	6	4	48	0	48
	12	1	7	2	34	3	37
		2	7	4	76	4	80
		3	15	10	5	0	5
		4	6	3	11	0	11
		5	6	9	18	1	19
	13	7	6	11	1	0	1
		1	7	6	53	6	59
		2	7	5	47	5	52
		3	15	12	93	0	93
	14	1	15	9	3	0	3
		2	13	7	37	0	37
		3	13	4	52	1	53
		4	13	3	29	3	32
		5	13	5	51	3	54
		7	15	2	1	0	1
		8	12	8	18	0	18
		9	15	5	6	0	6
	17	1	8	8	21	6	27
		3	8	9	125	0	125
		4	8	10	12	0	12
		5	8	7	11	0	11
	17	6	8	5	3	0	3
		7	15	13	0	0	0
		8	8	1	2	0	2
	18	1	11	8	8	0	8
		2	9	2	42	10	52
		3	9	4	13	0	13
		4	8	11	18	0	18
	19	6	9	1	16	0	16
		1	11	4	2	0	2
		2	11	6	17	2	19
		3	10	1	17	0	17
		4	11	5	8	0	8
20	5	11	7	18	0	18	
	1	10	2	16	0	16	
	2	10	3	21	0	21	
	3	10	4	36	1	37	
	4	9	3	35	0	35	
Limited				0	1	1	
		Total			1,936	77	2,013	
RICHMOND	52	1		320	3	323	
		2		264	2	266	
		3		282	9	291	
	Limited			14	0	14	
		Total			880	14	894	

CITY/TOWN	REP	VOTE	WARD	DIST	MACH	MAIL	TOTAL		
SCITUATE	54	1			267	18	285	
		2			216	5	221	
		3			371	17	388	
		4			303	14	317	
		5			246	9	255	
		Total					1,403	63	1,466
SOUTH KINGSTOWN	46	9			56	0	56	
		47	2		198	9	207	
		48	4		194	7	201	
		49	11			107	4	111
			1			347	7	354
			3			303	11	314
			6			196	4	200
			7			192	4	196
		81	10			83	3	86
			5			313	19	332
			8			305	12	317
Total					2,294	80	2,374		
WARWICK	25	1	2	5	22	0	22	
		2	3	4	41	1	42	
		4	8	1	34	2	36	
		5	8	2	12	2	14	
	28	1	1	1	54	1	55	
		29	1	1	2	150	1	151
	2		1	3	204	3	207	
	3		1	4	236	7	243	
	4		2	6	15	0	15	
	5		2	7	14	0	14	
	6		4	5	81	0	81	
	7		1	5	203	7	210	
	30		1	2	1	104	6	110
			2	2	2	137	0	137
			3	2	3	115	4	119
		4	2	4	138	5	143	
		5	3	1	127	2	129	
	32	1	3	3	133	2	135	
		2	4	1	139	3	142	
		3	4	2	135	4	139	
		4	4	3	93	2	95	
		5	4	4	137	0	137	
		6	5	6	28	0	28	
	33	1	4	6	10	0	10	
		2	5	1	145	1	146	
		3	5	2	130	2	132	
		4	5	3	134	1	135	
		5	5	4	221	4	225	
		6	6	6	44	0	44	
		34	1	3	4	71	4	75
	2		6	1	111	0	111	
	3		6	2	98	0	98	
	4		6	3	143	5	148	
	5		6	5	191	11	202	
6	5		5	36	0	36		

CITY/TOWN	REP	VOTE	WARD	DIST	MACH	MAIL	TOTAL		
WARWICK (cont'd)	35	1	3	5	81	0	81	
		2	3	6	60	0	60	
		3	6	4	41	0	41	
		4	7	2	250	6	256	
		5	7	3	53	3	56	
	36	6	7	4	254	5	259	
		7	8	8	1	0	1	
		1	9	1	164	5	169	
		2	9	2	310	8	318	
		3	9	3	119	1	120	
		4	9	4	185	3	188	
		5	9	6	140	4	144	
		6	9	7	120	1	121	
		37	1	7	1	193	6	199
			2	8	3	42	0	42
	3		8	4	202	10	212	
	4		8	5	141	2	143	
	5		8	6	128	7	135	
	43	6	8	7	17	0	17	
		7	8	9	143	7	150	
1		9	5	106	0	106		
Total					6,436	148	6,584		
WESTERLY		16	5		117	2	119	
	50	1		129	3	132		
		2		158	6	164		
		3		106	8	114		
		4		223	7	230		
		5		221	9	230		
	51	1		172	8	180		
		2		215	9	224		
		3		258	12	270		
		4		289	22	311		
5			146	6	152			
6			196	14	210			
Total					2,230	106	2,336		
WEST GREENWICH	31	2		162	3	165		
	52	1		240	7	247		
		3		186	0	186		
Total					588	10	598		
WEST WARWICK	38	1		2	136	6	142	
		2		2	25	0	25	
		3		3	79	3	82	
		4		3	16	3	19	
		5		3	65	1	66	
		6		4	64	2	66	
	39	1		1	100	3	103	
		2		1	117	3	120	
		3		1	95	2	97	
		4		2	80	2	82	
		5		3	37	3	40	
	40	1		4	84	5	89	
		2		4	81	1	82	
		3		4	39	0	39	
		4		5	135	2	137	
		5		5	105	2	107	
6			5	170	1	171		
Total					1,428	39	1,467		
STATE TOTAL					36,856	1,314	38,170		

RI GENERAL ELECTION
November 3, 1998
US CONGRESS, District 2
ROBERT A. WEYGAND (DEM)

CITY/TOWN	REP	VOTE	WARD	DIST	MACH	MAIL	TOTAL	
CHARLESTOWN	16	1		1	257	3	260
	81	1		1	180	1	181
		2		2	306	6	312
		3		3	289	3	292
		4		4	254	3	257
			Total			1,286	16	1,302
COVENTRY	24	1		2C	261	16	277
	31	1		5D	457	6	463
		2		5C	369	34	403
	39	1		3A	180	3	183
	41	1		2D	469	5	474
		2		2B	279	5	284
		3		3B	282	2	284
		4		3C	476	3	479
		5		3D	348	1	349
		6		2A	397	6	403
	42	1		4A	153	2	155
		2		4C	475	8	483
		3		5A	376	4	380
		4		5B	275	3	278
		5		4B	357	7	364
		6		4D	455	4	459
	53	1		1A	316	7	323
	2		1B	476	6	482	
	3		1C	458	2	460	
			Total			6,859	124	6,983
CRANSTON	13	1	3	8	385	20	405
	21	1	2	7	120	3	123
		2	3	1	336	15	351
		3	3	2	313	12	325
		4	3	3	467	6	473
		5	3	4	355	6	361
		6	3	6	582	15	597
		7	3	9	127	5	132
	22	1	3	5	26	0	26
		2	3	7	258	11	269
		3	5	1	100	3	103
		4	5	3	609	31	640
		5	5	4	610	15	625
		6	5	5	768	26	794
		7	5	7	67	5	72
	23	1	4	2	770	17	787
		2	4	3	665	28	693
		3	4	5	554	18	572
		4	4	8	100	2	102
		5	4	9	293	8	301
		6	5	6	258	16	274
		7	5	8	186	13	199
		8	5	9	290	3	293
24	1	4	1	705	16	721	
	2	4	4	549	12	561	
	3	4	7	292	5	297	
	4	6	3	500	19	519	
	5	6	4	563	22	585	

CITY/TOWN	REP	VOTE	WARD	DIST	MACH	MAIL	TOTAL	
CRANSTON (cont'd)	25	1	6	5	605	25	630
		3	6	7	64	3	67
		4	6	8	301	67	368
	26	1	2	4	704	33	737
		2	2	5	256	7	263
		3	2	6	498	12	510
		4	4	6	50	3	53
		5	5	2	489	14	503
		6	6	1	453	16	469
		7	6	2	65	10	75
		8	6	9	298	11	309
	27	1	1	6	461	12	473
		2	1	7	472	16	488
		3	2	1	198	4	202
		4	2	2	559	22	581
		5	2	3	632	21	653
	28	6	2	8	276	9	285
		1	1	1	423	8	431
		2	1	2	480	13	493
		3	1	3	317	18	335
4		1	4	343	11	354	
	5	1	5	547	26	573	
				Total	19,339	713	20,052	
EAST GREENWICH	31	6			412	8	420
		7			270	8	278
	43	1			469	8	477
		2			433	8	441
		3			471	30	501
		4			427	21	448
		5			354	10	364
	Limited				8	0	8
				Total	2,844	93	2,937	
EXETER	31	3			618	11	629
	46	1			68	0	68
	52	2			151	2	153
		4			203	5	208
				Total	1,040	18	1,058	
FOSTER	53	1			557	9	566
		2			475	14	489
				Total	1,032	23	1,055	
GLOCESTER	15	1			409	15	424
		2			488	8	496
		3			359	12	371
		4			201	3	204
		5			561	14	575
Limited				3	0	3	
				Total	2,021	52	2,073	
HOPKINTON	16	1			217	3	220
		2			320	4	324
		3			311	5	316
				Total	848	12	860	

CITY/TOWN	REP	VOTE	WARD	DIST	MACH	MAIL	TOTAL	
JOHNSTON	11	4A		367	3	370	
		5B		581	6	587	
		5C		684	20	704	
	12	2C		350	17	367	
		3B		133	2	135	
	55	1A		716	19	735	
		1B		853	53	906	
		2A		588	24	612	
		2B		663	40	703	
		2D		82	2	84	
		3D		117	3	120	
	56	3A		485	8	493	
		3C		890	29	919	
		4B		767	20	787	
		4C		299	11	310	
		4D		102	1	103	
			5A		564	12	576
		Total			8,241	270	8,511	
NARRAGANSETT	47	1		450	43	493	
		2		397	18	415	
		3		583	34	617	
		4		488	38	526	
	48	5		477	20	497	
		6		593	16	609	
		7		228	3	231	
		8		428	6	434	
		Total			3,644	178	3,822	
NEW SHOREHAM	81	1		507	76	583	
		Total			507	76	583	
NORTH KINGSTOWN	44	1		579	7	586	
		2		545	27	572	
		3		473	10	483	
		4		552	25	577	
	45	6		391	14	405	
		8		437	13	450	
		9		491	29	520	
			10		406	12	418
			11		485	9	494
	46	5		762	20	782	
		7		580	18	598	
	Limited			4	0	4	
		Total			5,705	184	5,889	
PROVIDENCE	1	1	5	7	191	6	197
		4	12	6	210	4	214
		8	12	3	317	2	319
	2	1	13	2	152	9	161
		2	11	1	132	2	134
		3	11	2	91	17	108
	7	2	5	3	347	11	358
		3	5	8	527	14	541
		4	5	5	166	6	172
		5	5	9	629	55	684
		6	12	10	200	3	203
		7	15	3	7	0	7
		8	6	5	69	1	70
	9	6	7	103	1	104	
8	2	14	8	33	1	34	
	8	5	4	187	6	193	

CITY/TOWN	REP	VOTE	WARD	DIST	MACH	MAIL	TOTAL	
PROVIDENCE (cont'd)	9	1	7	3	66	2	68
		2	15	8	0	0	0
		3	6	10	24	2	26
		4	15	11	138	2	140
		5	15	7	83	0	83
		7	13	8	371	13	384
		8	11	3	72	9	81
		11	8	2	38	0	38
	10	1	6	1	528	36	564
		2	5	6	212	5	217
		3	6	2	465	13	478
		5	6	4	324	11	335
		12	1	7	2	299	9
	2		7	4	578	34	612
	3		15	10	36	24	60
	4		6	3	58	4	62
	5		6	9	159	27	186
	13	7	6	11	9	0	9
		1	7	6	528	56	584
		2	7	5	438	23	461
		3	15	12	536	25	561
		14	1	15	9	54	0
	2		13	7	246	5	251
	3		13	4	214	23	237
	4		13	3	193	26	219
	5		13	5	277	9	286
	17	7	15	2	9	1	10
		8	12	8	175	2	177
		9	15	5	85	0	85
		1	8	8	337	47	384
		3	8	9	552	15	567
		4	8	10	104	1	105
		5	8	7	119	3	122
		6	8	5	30	0	30
		7	15	13	10	0	10
		8	8	1	31	0	31
	18	1	11	8	65	2	67
		2	9	2	644	37	681
		3	9	4	69	0	69
		4	8	11	124	0	124
		6	9	1	172	2	174
		19	1	11	4	31	0
2	11		6	324	11	335	
3	10		1	317	0	317	
4	11		5	26	0	26	
5	11		7	111	1	112	
20	1	10	2	201	0	201	
	2	10	3	232	0	232	
	3	10	4	285	2	287	
	4	9	3	339	3	342	
Limited				1	0	1	
			Total		13,700	623	14,323	
RICHMOND	52	1			405	8	413
		2			218	6	224
		3			341	8	349
	Limited				13	0	13
				Total		977	22	999

CITY/TOWN	REP	VOTE	WARD	DIST	MACH	MAIL	TOTAL	
SCITUATE	54	1			473	8	481	
		2			386	4	390	
		3			417	10	427	
		4			547	9	556	
		5			409	4	413	
				Total		2,232	35	2,267
SOUTH KINGSTOWN	46	9			156	0	156	
		2			425	7	432	
	48	4			588	26	614	
		11			249	3	252	
	49	1			728	22	750	
		3			770	22	792	
			6		416	11	427	
			7		357	11	368	
			10		258	7	265	
	81	5			630	14	644	
		8			551	18	569	
				Total		5,128	141	5,269
	WARWICK	25	1	2	5	102	3	105
2			3	4	146	7	153	
		4	8	1	168	1	169	
		5	8	2	127	8	135	
28		1	1	1	227	4	231	
29		1	1	2	515	11	526	
		2	1	3	638	12	650	
		3	1	4	613	14	627	
		4	2	6	81	0	81	
		5	2	7	59	1	60	
		6	4	5	322	5	327	
		7	1	5	555	6	561	
30		1	2	1	441	9	450	
		2	2	2	533	4	537	
		3	2	3	411	2	413	
		4	2	4	497	13	510	
		5	3	1	520	10	530	
32		1	3	3	574	9	583	
		2	4	1	592	6	598	
		3	4	2	536	17	553	
		4	4	3	337	3	340	
		5	4	4	491	5	496	
		6	5	6	95	2	97	
33		1	4	6	30	3	33	
		2	5	1	571	10	581	
		3	5	2	383	6	389	
		4	5	3	519	12	531	
		5	5	4	709	17	726	
		6	6	6	189	2	191	
34		1	3	4	282	12	294	
		2	6	1	505	4	509	
		3	6	2	510	8	518	
		4	6	3	531	13	544	
		5	6	5	625	5	630	
35		6	5	5	162	3	165	
		1	3	5	437	10	447	
		2	3	6	270	6	276	
		3	6	4	193	3	196	
		4	7	2	870	22	892	
		5	7	3	152	2	154	
		6	7	4	750	20	770	
		7	8	8	3	0	3	

CITY/TOWN	REP	VOTE	WARD	DIST	MACH	MAIL	TOTAL		
WARWICK (cont'd)	36	1	9	1	526	20	546	
		2	9	2	774	24	798	
		3	9	3	421	10	431	
		4	9	4	414	16	430	
		5	9	6	297	7	304	
		6	9	7	386	6	392	
	37	1	7	1	578	10	588	
		2	8	3	113	1	114	
		3	8	4	605	22	627	
		4	8	5	388	12	400	
		5	8	6	343	36	379	
		6	8	7	56	0	56	
	43	7	8	9	417	11	428	
		1	9	5	186	10	196	
Total					21,775	495	22,270		
WESTERLY	16	5			122	4	126	
		50	1			362	15	377
			2			297	12	309
			3			195	9	204
			4			297	15	312
	5				410	19	429	
	51	1			319	19	338	
		2			389	13	402	
		3			362	18	380	
		4			313	15	328	
		5			243	6	249	
		6			357	7	364	
	Total					3,666	152	3,818	
	WEST GREENWICH	31	2			294	6	300
52			1			340	1	341
		3			266	8	274	
Total					900	15	915		
WEST WARWICK	38	1		2	460	19	479	
		2		2	73	1	74	
		3		3	361	14	375	
		4		3	98	0	98	
		5		3	279	2	281	
		6		4	245	5	250	
	39	1		1	483	19	502	
		2		1	491	15	506	
		3		1	434	12	446	
		4		2	333	11	344	
		5		3	173	2	175	
		40	1		4	411	6	417
	2			4	337	3	340	
	3			4	176	4	180	
	4			5	441	11	452	
	5			5	390	9	399	
	6			5	607	6	613	
	Total					5,792	139	5,931	
STATE TOTAL					107,536	3,381	110,917		

RI GENERAL ELECTION
November 3, 1998
US CONGRESS, District 2
TIMOTHY L. MILLER (REF)

CITY/TOWN	REP	VOTE	WARD	DIST	MACH	MAIL	TOTAL	
CHARLESTOWN	16	1		1	14	0	14
	81	1		1	11	0	11
		2		2	11	0	11
		3		3	10	1	11
		4		4	13	0	13
				Total		59	1	60
COVENTRY	24	1		2C	10	0	10
	31	1		5D	16	0	16
		2		5C	10	1	11
	39	1		3A	8	0	8
	41	1		2D	29	0	29
		2		2B	25	0	25
		3		3B	19	0	19
		4		3C	32	0	32
		5		3D	20	0	20
		6		2A	36	0	36
	42	1		4A	15	0	15
		2		4C	17	0	17
		3		5A	12	0	12
		4		5B	8	1	9
		5		4B	21	0	21
		6		4D	26	0	26
	53	1		1A	24	0	24
		2		1B	30	0	30
		3		1C	31	0	31
			Total		389	2	391	
CRANSTON	13	1	3	8	15	1	16
	21	1	2	7	3	0	3
		2	3	1	11	1	12
		3	3	2	14	2	16
		4	3	3	14	0	14
		5	3	4	12	0	12
		6	3	6	10	0	10
		7	3	9	2	0	2
	22	1	3	5	2	0	2
		2	3	7	10	0	10
		3	5	1	1	0	1
		4	5	3	22	1	23
		5	5	4	21	2	23
		6	5	5	25	1	26
		7	5	7	3	0	3
	23	1	4	2	16	0	16
		2	4	3	18	0	18
		3	4	5	27	1	28
		4	4	8	4	0	4
		5	4	9	6	0	6
		6	5	6	8	1	9
		7	5	8	9	0	9
		8	5	9	5	0	5
	24	1	4	1	22	0	22
	2	4	4	17	0	17	
	3	4	7	11	0	11	
	4	6	3	16	0	16	
	5	6	4	16	0	16	


CITY/TOWN	REP	VOTE	WARD	DIST	MACH	MAIL	TOTAL	
CRANSTON (cont'd)	25	1	6	5	19	1	20
		3	6	7	2	0	2
		4	6	8	10	4	14
	26	1	2	4	19	3	22
		2	2	5	6	1	7
		3	2	6	19	0	19
		4	4	6	3	1	4
		5	5	2	10	0	10
		6	6	1	18	0	18
		7	6	2	0	0	0
	27	1	1	6	24	0	24
		2	1	7	25	1	26
		3	2	1	7	0	7
		4	2	2	24	1	25
		5	2	3	16	2	18
		6	2	8	14	1	15
	28	1	1	1	28	0	28
		2	1	2	33	0	33
		3	1	3	15	0	15
		4	1	4	20	0	20
5		1	5	27	1	28	
			Total		688	27	715	
EAST GREENWICH	31	6		17	1	18	
		7		10	0	10	
	43	1		26	1	27	
		2		18	2	20	
		3		20	0	20	
		4		10	0	10	
5		21	0	21			
			Total		122	4	126	
EXETER	31	3		31	0	31	
	46	1		2	1	3	
	52	2		18	0	18	
		4		11	3	14	
			Total		62	4	66	
FOSTER	53	1		41	1	42	
		2		20	1	21	
				Total		61	2	63
GLOCESTER	15	1		25	1	26	
		2		32	0	32	
		3		20	1	21	
		4		7	0	7	
		5		24	1	25	
			Total		108	3	111	
HOPKINTON	16	1		14	0	14	
		2		14	1	15	
		3		18	1	19	
				Total		46	2	48

CITY/TOWN	REP	VOTE	WARD	DIST	MACH	MAIL	TOTAL	
JOHNSTON	11	4A		20	1	21	
		5B		38	1	39	
		5C		41	1	42	
	12	2C		14	4	18	
		3B		7	0	7	
	55	1A		25	1	26	
		1B		37	2	39	
		2A		18	1	19	
		2B		34	1	35	
		2D		3	0	3	
	56	3D		6	0	6	
		3A		16	0	16	
		3C		24	0	24	
		4B		45	1	46	
		4C		14	3	17	
4D			4	0	4		
		5A		23	0	23	
		Total			369	16	385	
NARRAGANSETT	47	1		13	1	14	
		2		27	0	27	
		3		24	0	24	
	48	4		25	1	26	
		5		21	1	22	
		6		24	1	25	
		7		10	0	10	
		8		20	0	20	
		Total			164	4	168	
NEW SHOREHAM	81	1		31	3	34	
		Total			31	3	34	
NORTH KINGSTOWN	44	1		28	0	28	
		2		27	2	29	
		3		28	1	29	
		4		26	3	29	
	45	6		32	3	35	
		8		27	0	27	
		9		33	0	33	
	46	10		32	2	34	
		11		30	0	30	
		5		33	2	35	
		7		27	0	27	
Limited				1	0	1	
		Total			324	13	337	
PROVIDENCE	1	1	5	7	10	0	10
		4	12	6	11	0	11
		8	12	3	14	0	14
	2	1	13	2	11	2	13
		2	11	1	7	0	7
	7	3	11	2	2	2	4
		2	5	3	15	0	15
		3	5	8	22	3	25
		4	5	5	9	0	9
		5	5	9	36	4	40
		6	12	10	13	0	13
	7	15	3	0	0	0	
	8	6	5	4	0	4	
	9	6	7	3	0	3	

CITY/TOWN	REP	VOTE	WARD	DIST	MACH	MAIL	TOTAL	
PROVIDENCE (cont'd)	8	2	14	8	1	0	1
		8	5	4	12	0	12
	9	1	7	3	2	0	2
		2	15	8	0	0	0
		3	6	10	4	0	4
		4	15	11	9	0	9
		5	15	7	5	0	5
		7	13	8	27	1	28
		8	11	3	1	0	1
		11	8	2	0	0	0
10	1	6	1	17	1	18	
	2	5	6	9	1	10	
	3	6	2	18	2	20	
	5	6	4	14	0	14	
12	1	7	2	7	0	7	
	2	7	4	21	0	21	
	3	15	10	0	0	0	
	4	6	3	3	0	3	
	5	6	9	11	0	11	
13	7	6	11	2	0	2	
	1	7	6	16	0	16	
	2	7	5	16	0	16	
14	3	15	12	28	0	28	
	1	15	9	2	0	2	
17	2	13	7	9	1	10	
	3	13	4	13	0	13	
	4	13	3	12	1	13	
	5	13	5	11	1	12	
	7	15	2	1	0	1	
	8	12	8	10	0	10	
	9	15	5	7	0	7	
	1	8	8	9	4	13	
18	3	8	9	21	1	22	
	4	8	10	1	0	1	
	5	8	7	4	0	4	
	6	8	5	0	0	0	
	7	15	13	0	0	0	
	8	8	1	0	0	0	
	1	11	8	1	0	1	
19	2	9	2	26	1	27	
	3	9	4	2	0	2	
	4	8	11	6	0	6	
	6	9	1	4	2	6	
20	1	11	4	2	0	2	
	2	11	6	15	0	15	
	3	10	1	13	0	13	
	4	11	5	1	0	1	
	5	11	7	5	1	6	
20	1	10	2	10	0	10	
	2	10	3	13	0	13	
	3	10	4	12	0	12	
	4	9	3	8	1	9	
				Total	598	29	627	
RICHMOND	52	1		27	0	27	
		2		12	0	12	
		3		20	1	21	
	Limited			2	0	2	
				Total	61	1	62	

CITY/TOWN	REP	VOTE	WARD	DIST	MACH	MAIL	TOTAL		
SCITUATE	54	1		22	0	22		
		2		28	0	28		
		3		25	0	25		
		4		29	0	29		
		5		27	0	27		
		Total				131	0	131	
SOUTH KINGSTOWN	46	9		13	0	13		
	47	2		10	0	10		
	48	4		26	2	28		
		11		15	1	16		
	49	1		29	1	30		
		3		27	1	28		
		6		18	1	19		
		7		26	0	26		
		10		5	1	6		
	81	5		17	0	17		
		8	Total	20	0	20		
				206	7	213			
WARWICK	25	1	2	5	4	1	5	
		2	3	4	4	0	4	
		4	8	1	5	0	5	
		5	8	2	1	0	1	
	28	1	1	1	15	0	15	
		29	1	1	2	31	1	32
			2	1	3	26	0	26
			3	1	4	30	0	30
		4	2	6	4	0	4	
		5	2	7	0	0	0	
		6	4	5	11	3	14	
	30	7	1	5	18	1	19	
		1	2	1	13	0	13	
		2	2	2	29	1	30	
		3	2	3	26	0	26	
		4	2	4	25	1	26	
	32	5	3	1	16	0	16	
		1	3	3	26	1	27	
		2	4	1	22	0	22	
		3	4	2	21	1	22	
		4	4	3	13	0	13	
		5	4	4	35	1	36	
	33	6	5	6	4	0	4	
		1	4	6	0	0	0	
		2	5	1	22	0	22	
		3	5	2	15	2	17	
		4	5	3	17	0	17	
	34	5	5	4	25	1	26	
		6	6	6	4	0	4	
		1	3	4	8	0	8	
		2	6	1	39	0	39	
		3	6	2	20	1	21	
4		6	3	17	0	17		
5		6	5	23	1	24		
6		5	5	6	0	6		
35	1	3	5	16	1	17		
	2	3	6	7	0	7		
	3	6	4	8	0	8		
	4	7	2	25	3	28		
	5	7	3	9	0	9		
	6	7	4	33	2	35		
	7	8	8	0	0	0		

CITY/TOWN	REP	VOTE	WARD	DIST	MACH	MAIL	TOTAL	
WARWICK (cont'd)	36	1	9	1	20	0	20
		2	9	2	26	0	26
		3	9	3	9	0	9
		4	9	4	13	1	14
		5	9	6	14	0	14
		6	9	7	21	0	21
	37	1	7	1	25	0	25
		2	8	3	13	1	14
		3	8	4	18	1	19
		4	8	5	19	0	19
		5	8	6	6	2	8
		6	8	7	3	0	3
		7	8	9	11	1	12
	43	1	9	5	8	0	8
			Total		879	28	907	
WESTERLY	16	5		3	0	3	
	50	1		5	0	5	
		2		8	0	8	
		3		11	1	12	
		4		13	0	13	
	51	5		11	1	12	
		1		13	0	13	
		2		18	0	18	
		3		3	1	4	
		4		8	3	11	
5			9	1	10		
6		3	0	3			
			Total		105	7	112	
WEST GREENWICH	31	2		23	0	23	
	52	1		20	0	20	
		3		18	0	18	
			Total		61	0	61	
WEST WARWICK	38	1		2	24	2	26
		2		2	3	0	3
		3		3	21	2	23
		4		3	5	0	5
		5		3	11	0	11
		6		4	13	0	13
	39	1		1	10	2	12
		2		1	16	0	16
		3		1	20	3	23
		4		2	18	0	18
		5		3	11	0	11
	40	1		4	13	1	14
		2		4	9	0	9
		3		4	12	0	12
		4		5	17	1	18
		5		5	28	0	28
		6		5	18	0	18
				Total		249	11	260
STATE TOTAL					4,713	164	4,877	



*RHODE ISLAND
GENERAL ELECTION
November 3, 1998*

**STATE CANDIDATES
STATE & PRECINCT TOTALS**

RI GENERAL ELECTION, November 3, 1998

November 3, 1998

GOVERNOR

CITY/TOWN	Lincoln C. ALMOND (REP)	Myrth YORK (DEM)	Robert J. HEALEY, Jr. (COO)	John Patrick DEVINE (REF)
BARRINGTON	4,053	2,019	519	15
BRISTOL	3,149	2,666	682	21
BURRILLVILLE	1,942	1,753	306	44
CENTRAL FALLS	1,081	1,267	98	18
CHARLESTOWN	1,514	830	143	20
COVENTRY	5,445	4,026	854	87
CRANSTON	14,265	12,351	1,549	123
CUMBERLAND	6,295	3,526	426	49
EAST GREENWICH	3,147	1,329	225	25
EAST PROVIDENCE	6,752	7,076	1,200	83
EXETER	1,027	642	150	12
FOSTER	877	623	173	20
GLOCESTER	1,733	1,144	276	40
HOPKINTON	1,116	781	236	7
JAMESTOWN	1,352	1,008	171	20
JOHNSTON	5,582	5,310	680	65
LINCOLN	5,510	2,120	361	34
LITTLE COMPTON	910	537	117	10
MIDDLETOWN	2,617	1,807	337	21
NARRAGANSETT	3,345	2,030	356	26
NEW SHOREHAM	444	370	66	5
NEWPORT	3,331	2,758	443	35
NORTH KINGSTOWN	5,517	3,011	598	80
NORTH PROVIDENCE	5,675	5,818	650	81
NORTH SMITHFIELD	2,469	1,509	235	29
PAWTUCKET	6,776	7,727	938	107
PORTSMOUTH	3,509	2,135	510	27
PROVIDENCE	11,479	19,312	1,381	187
RICHMOND	1,070	777	169	17
SCITUATE	2,489	1,192	308	33
SMITHFIELD	3,910	2,435	420	53
SOUTH KINGSTOWN	4,608	3,061	458	41
TIVERTON	2,411	1,677	258	28
WARREN	1,385	1,271	673	12
WARWICK	15,945	12,845	1,953	197
WEST GREENWICH	956	506	163	15
WEST WARWICK	3,861	3,496	568	59
WESTERLY	3,825	2,591	213	28
WOONSOCKET	4,808	3,769	387	74
STATE TOTAL	156,180	129,105	19,250	1,848

RI GENERAL ELECTION, November 3, 1998

GOVERNOR

Summary By County

COUNTY	CITY/TOWN	Lincoln C. ALMOND (REP)	Myrth YORK (DEM)	Robert J. HEALEY (C00)	John Patrick DEVINE (REF)
<u>BRISTOL COUNTY</u>					
	BARRINGTON	4,053	2,019	519	15
	BRISTOL	3,149	2,666	682	21
	WARREN	1,385	1,271	673	12
	COUNTY TOTAL	8,587	5,956	1,874	48
<u>KENT COUNTY</u>					
	COVENTRY	5,445	4,026	854	87
	EAST GREENWICH	3,147	1,329	225	25
	WARWICK	15,945	12,845	1,953	197
	WEST GREENWICH	956	506	163	15
	WEST WARWICK	3,861	3,496	568	59
	COUNTY TOTAL	29,354	22,202	3,763	383
<u>NEWPORT COUNTY</u>					
	JAMESTOWN	1,352	1,008	171	20
	LITTLE COMPTON	910	537	117	10
	MIDDLETOWN	2,617	1,807	337	21
	NEWPORT	3,331	2,758	443	35
	PORTSMOUTH	3,509	2,135	510	27
	TIVERTON	2,411	1,677	258	28
	COUNTY TOTAL	14,130	9,922	1,836	141
<u>PROVIDENCE COUNTY</u>					
	BURRILLVILLE	1,942	1,753	306	44
	CENTRAL FALLS	1,081	1,267	98	18
	CRANSTON	14,265	12,351	1,549	123
	CUMBERLAND	6,295	3,526	426	49
	EAST PROVIDENCE	6,752	7,076	1,200	83
	FOSTER	877	623	173	20
	GLOCESTER	1,733	1,144	276	40
	JOHNSTON	5,582	5,310	680	65
	LINCOLN	5,510	2,120	361	34
	NORTH PROVIDENCE	5,675	5,818	650	81
	NORTH SMITHFIELD	2,469	1,509	235	29
	PAWTUCKET	6,776	7,727	938	107
	PROVIDENCE	11,479	19,312	1,381	187
	SCITUATE	2,489	1,192	308	33
	SMITHFIELD	3,910	2,435	420	53
	WOONSOCKET	4,808	3,769	387	74
	COUNTY TOTAL	81,643	76,932	9,388	1,040
<u>WASHINGTON COUNTY</u>					
	CHARLESTOWN	1,514	830	143	20
	EXETER	1,027	642	150	12
	HOPKINTON	1,116	781	236	7
	NARRAGANSETT	3,345	2,030	356	26
	NEW SHOREHAM	444	370	66	5
	NORTH KINGSTOWN	5,517	3,011	598	80
	RICHMOND	1,070	777	169	17
	SOUTH KINGSTOWN	4,608	3,061	458	41
	WESTERLY	3,825	2,591	213	28
	COUNTY TOTAL	22,466	14,093	2,389	236
STATE TOTALS		156,180	129,105	19,250	1,848

RI GENERAL ELECTION
November 3, 1998
GOVERNOR
LINCOLN C. ALMOND (REP)

CITY/TOWN	REP	VOTE	WARD	DIST	MACH	MAIL	TOTAL	
BARRINGTON	87	1		286	6	292	
		2		583	12	595	
		3		567	21	588	
	88	1		560	14	574	
		2		419	10	429	
		3		544	28	572	
		4		533	14	547	
		5		441	15	456	
		Total				3,933	120	4,053
	BRISTOL	90	1		288	6	294
2				427	12	439	
3				508	9	517	
4				306	22	328	
5				286	5	291	
91		1		319	11	330	
		2		284	5	289	
		3		235	15	250	
		4		162	0	162	
93		1		237	4	241	
		Limited		8	0	8	
		Total				3,060	89	3,149
BURRILLVILLE		15	4		116	0	116
	60		1	287	17	304	
	61	2		369	8	377	
		5		344	9	353	
		3		289	1	290	
		3A		215	3	218	
		4		277	7	284	
	Total				1,897	46	1,942	
CENTRAL FALLS	72	1	1	1	74	4	78
		3	2	1	37	2	39
		5	3	1	117	6	123
		7	4	1	60	0	60
		9	5	1	243	6	249
	73	2	1	2	88	0	88
		4	2	2	178	11	189
		6	3	2	40	0	40
		8	4	2	212	3	215
			Total				1,049	32
CHARLESTOWN	16	1		252	4	256	
	81	1		196	1	197	
		2		409	14	423	
		3		328	9	337	
		4		299	2	301	
	Total				1,484	30	1,514	
COVENTRY	24	1		2C	192	8	200
	31	1		5D	436	11	447
		2		5C	320	22	342
	39	1		3A	136	0	136
	41	1		2D	382	5	387
2			2B	202	6	208	
3			3B	218	3	221	

CITY/TOWN	REP	VOTE	WARD	DIST	MACH	MAIL	TOTAL	
COVENTRY (cont'd)		4		3C	328	1	329
		5		3D	278	2	280
		6		2A	274	5	279
	42	1		4A	127	2	129
		2		4C	299	5	304
		3		5A	232	4	236
		4		5B	202	2	204
		5		4B	244	5	249
		6		4D	297	3	300
	53	1		1A	318	5	323
		2		1B	412	13	425
		3		1C	442	4	446
				Total		5,339	106	5,445
CRANSTON	13	1	3	8	209	14	223
	21	1	2	7	79	3	82
		2	3	1	199	10	209
		3	3	2	154	20	174
		4	3	3	345	12	357
		5	3	4	228	12	240
		6	3	6	383	11	394
		7	3	9	64	6	70
	22	1	3	5	14	0	14
		2	3	7	127	5	132
		3	5	1	46	3	49
		4	5	3	310	19	329
		5	5	4	374	9	383
		6	5	5	513	12	525
		7	5	7	39	2	41
	23	1	4	2	693	21	714
		2	4	3	605	28	633
		3	4	5	400	17	417
		4	4	8	133	9	142
		5	4	9	278	6	284
		6	5	6	154	7	161
		7	5	8	118	5	123
		8	5	9	284	5	289
	24	1	4	1	605	19	624
		2	4	4	393	9	402
		3	4	7	238	1	239
		4	6	3	357	12	369
		5	6	4	463	21	484
	25	1	6	5	507	17	524
		2,4	6	6,8	241	37	278
		3	6	7	34	2	36
26	1	2	4	557	22	579	
	2	2	5	161	4	165	
	3	2	6	334	6	340	
	4	4	6	41	2	43	
	5	5	2	310	5	315	
	6	6	1	420	18	438	
	7	6	2	49	3	52	
	8	6	9	282	11	293	
27	1	1	6	298	6	304	
	2	1	7	282	9	291	
	3	2	1	89	3	92	
	4	2	2	374	17	391	
	5	2	3	372	11	383	
	6	2	8	193	5	198	

CITY/TOWN	REP	VOTE	WARD	DIST	MACH	MAIL	TOTAL
CRANSTON (cont'd)	28	1	1	1	217	6	223
		2	1	2	325	11	336
		3	1	3	243	6	249
		4	1	4	247	6	253
		5	1	5	350	29	379
		Total			13,731	534	14,265
CUMBERLAND	58	14			644	12	656
		15			155	3	158
		16			444	4	448
	67	4			421	7	428
		8			520	3	523
		10			486	3	489
		11			486	13	499
	68	12			502	15	517
		13			138	0	138
		2			188	4	192
		3			308	5	313
		5			366	5	371
	73	6			468	10	478
7				305	5	310	
9				507	5	512	
1				258	5	263	
		Total			6,196	99	6,295
EAST GREENWICH	31	6			454	10	464
		7			309	10	319
	43	1			380	9	389
		2			505	14	519
		3			467	28	495
		4			532	27	559
		5			376	18	394
	Limited				8	0	8
		Total			3,031	116	3,147
EAST PROVIDENCE	82	1			573	20	593
		1A			181	3	184
		2			381	9	390
	83	3			396	14	410
		4			159	6	165
		5			367	20	387
		7			214	6	220
		8			178	1	179
	84	9			42	0	42
		14			387	28	415
		15			342	5	347
		16			304	10	314
		19			203	4	207
	85	6			235	5	240
		10			247	11	258
		11			160	4	164
		12			106	0	106
	86	13			93	1	94
		17			180	5	185
18				342	14	356	
87	20			348	10	358	
	21			367	7	374	
	22			519	14	533	
		23			228	3	231
		Total			6,552	200	6,752

CITY/TOWN	REP	VOTE	WARD	DIST	MACH	MAIL	TOTAL
EXETER	31	3		578	12	590
	46	1		55	1	56
	52	2		143	2	145
		4		218	18	236
		Total				994	33
FOSTER	53	1		421	10	431
		2		437	9	446
		Total				858	19
GLOCESTER	15	1		344	11	355
		2		422	11	433
		3		263	10	273
		4		196	3	199
		5		460	12	472
	Limited				1	0	1
		Total				1,686	47
HOPKINTON	16	1		294	7	301
		2		403	6	409
		3		399	7	406
		Total				1,096	20
JAMESTOWN	98	1	49	649	40	689
		2	49	634	28	662
	Limited				0	1	1
		Total				1,283	69
JOHNSTON	11	4A		258	3	261
		5B		413	6	419
		5C		540	8	548
	12	2C		198	7	205
		3B		69	2	71
	55	1A		395	11	406
		1B		511	14	525
		2A		420	17	437
		2B		510	27	537
		2D		53	0	53
	56	3D		70	0	70
		3A		246	2	248
		3C		562	13	575
		4B		567	14	581
		4C		198	5	203
4D			52	1	53	
	5A		386	4	390	
	Total				5,448	134	5,582
LINCOLN	58	1		568	5	573
		3		662	23	685
	59	4		613	7	620
		5		452	13	465
		6		674	12	686
		7		388	16	404
		8		584	5	589
		9		613	11	624
	69	10		337	2	339
		11		138	2	140
	74	12		251	1	252
		13		131	2	133
		Total				5,411	99
LITTLE COMPTON	94	1		874	36	910
	Total				874	36	910

CITY/TOWN	REP	VOTE	WARD	DIST	MACH	MAIL	TOTAL	
MIDDLETOWN	95	1		206	9	215	
		2		157	6	163	
		3		336	12	348	
		4		316	25	341	
	96	9		122	2	124	
	99	5		361	16	377	
		6		256	33	289	
		7		370	12	382	
		8		363	15	378	
				Total	2,487	130	2,617	
NARRAGANSETT	47	1		414	38	452	
		2		367	23	390	
		3		577	28	605	
		4		393	19	412	
	48	5		432	14	446	
		6		473	11	484	
		7		158	4	162	
		8		388	6	394	
			Total	3,202	143	3,345		
NEWPORT	97	1	2	4	19	0	19
		2	1	4	31	2	33
		3	2	3	127	3	130
		4	1	3	56	2	58
		5	2	2	320	10	330
		6	2	1	208	8	216
	98	1	1	1	298	15	313
		2	1	2	280	11	291
	99	1	3	2	261	8	269
		2	3	3	272	12	284
	100	1	3	1	107	8	115
		2	3	4	168	13	181
		3	4	1	258	16	274
		4	4	2	367	26	393
		5	4	3	398	19	417
Limited					8	0	8	
				Total	3,178	153	3,331	
NEW SHOREHAM	81	1		371	73	444	
				Total	371	73	444	
NORTH KINGSTOWN	44	1		507	20	527	
		2		564	28	592	
		3		351	9	360	
		4		471	17	488	
	45	6		389	14	403	
		8		469	15	484	
		9		436	32	468	
		10		357	10	367	
	46	11		430	15	445	
		5		793	28	821	
		7		540	19	559	
		Limited				3	0	3
			Total	5,310	207	5,517		

CITY/TOWN	REP	VOTE	WARD	DIST	MACH	MAIL	TOTAL	
NORTH PROVIDENCE	6	2E		298	2	300	
	10	3D		316	13	329	
		3E		265	0	265	
	11	1A		203	7	210	
		3A		367	7	374	
		3C		33	1	34	
	70	1B		404	7	411	
		1C		477	10	487	
		1D		349	12	361	
		3B		214	6	220	
		3F		368	21	389	
	71	1E		317	10	327	
		2A		642	6	648	
		2B		339	13	352	
		2C		396	5	401	
		3G		303	5	308	
	74	2D		257	1	258	
	Limited					1	0	1
				Total		5,549	126	5,675
	NORTH SMITHFIELD	61	1		576	7	583
			5		494	11	505
		62	2		459	30	489
			3		311	6	317
64		4		566	8	574	
Limited						1	0	1
			Total		2,407	62	2,469	
PAWTUCKET	4	1	4	6	223	8	231
	74	1	6	2	70	0	70
		2	6	4	458	7	465
	75	1	5	2	131	3	134
		2	6	5	416	7	423
		3	5	1	115	1	116
	76	1	4	1	127	4	131
		2	4	5	116	5	121
		3	5	3	143	2	145
		4	5	4	187	2	189
		5	6	3	33	3	36
		6	6	6	21	0	21
	77	1	4	3	185	5	190
		2	4	4	175	10	185
		3	3	1	196	8	204
		4	3	5	211	5	216
		5	3	6	270	7	277
	78	1	6	1	69	7	76
		2	1	2	158	4	162
		3	4	2	168	1	169
		4	2	1	113	4	117
		5	3	4	74	0	74
	79	1	1	3	305	12	317
	2	1	4	218	5	223	
	3	1	5	378	10	388	
	4	1	1	117	1	118	
	5	2	3	76	0	76	
	6	2	2	61	2	63	
80	1	2	6	314	5	319	
	2	2	5	343	8	351	
	3	2	4	306	6	312	
	4	3	2	372	8	380	
82	1	3	3	458	19	477	
			Total		6,607	169	6,776	

CITY/TOWN	REP	VOTE	WARD	DIST	MACH	MAIL	TOTAL
PORTSMOUTH	93	1			228	10	238
		2			255	5	260
		3			360	11	371
		4			359	8	367
		5			45	1	46
	94	6			307	27	334
		7			292	12	304
	96	8			304	15	319
		9			426	17	443
		10			368	23	391
		11			422	13	435
Limited				1	0	1	
			Total		3,367	142	3,509
PROVIDENCE	1	1	5	7	87	1	88
		2	4	6	53	9	62
		3	12	2	10	0	10
		4	12	6	92	1	93
		8	12	3	134	2	136
		11	14	7	55	0	55
		12	12	4	2	0	2
	2	13	12	1	3	0	3
		1	13	2	93	6	99
		2	11	1	74	1	75
		3	11	2	23	5	28
		4	1	5	203	4	207
		5	1	4	169	13	182
	3	3	3	7	67	0	67
		5	12	7	174	11	185
		6	2	8	221	5	226
		8	1	3	96	2	98
		9	1	2	48	1	49
	4	1	3	1	78	2	80
		2	2	1	395	21	416
		3	2	3	512	9	521
		4	2	7	145	3	148
		5	2	6	108	3	111
	4	6	1	1	83	12	95
		7	2	9	49	1	50
		10	2	4	152	4	156
	5	1	3	2	166	4	170
		2	3	3	153	11	164
		3	3	5	127	1	128
		5	3	4	79	1	80
		6	2	2	62	1	63
	6	7	4	5	29	14	43
		1	4	2	312	7	319
2		4	3	212	12	224	
4		4	1	300	16	316	
5		14	1	9	0	9	
7	1	5	2	242	4	246	
	2	5	3	257	9	266	
	3	5	8	337	6	343	
	4	5	5	103	4	107	
	5	5	9	395	29	424	
	6	12	10	109	2	111	
	7	15	3	0	0	0	
	8	6	5	30	0	30	
	9	6	7	33	0	33	

CITY/TOWN	REP	VOTE	WARD	DIST	MACH	MAIL	TOTAL
PROVIDENCE (cont'd)	8	1	14	4	216	3	219
		2	14	8	29	0	29
		3	14	5	321	6	327
		4	14	6	47	0	47
		5	5	1	36	0	36
		6	14	2	135	1	136
		7	14	3	191	2	193
		8	5	4	143	3	146
	9	1	7	3	15	2	17
		2	15	8	0	0	0
		3	6	10	14	0	14
		4	15	11	57	0	57
		5	15	7	29	0	29
		7	13	8	105	10	115
		8	11	3	10	3	13
		11	8	2	9	0	9
	10	1	6	1	267	12	279
		2	5	6	140	3	143
		3	6	2	246	3	249
		5	6	4	179	4	183
	12	1	7	2	142	1	143
		2	7	4	229	10	239
		3	15	10	14	3	17
		4	6	3	18	1	19
		5	6	9	43	3	46
		7	6	11	5	0	5
	13	1	7	6	251	15	266
		2	7	5	194	7	201
		3	15	12	243	4	247
	14	1	15	9	10	0	10
		2	13	7	107	2	109
		3	13	4	106	17	123
		4	13	3	71	16	87
		5	13	5	110	10	120
		7	15	2	5	0	5
		8	12	8	65	2	67
		9	15	5	27	0	27
	17	1	8	8	75	10	85
		3	8	9	291	2	293
		4	8	10	26	1	27
		5	8	7	28	0	28
		6	8	5	10	0	10
		7	15	13	1	0	1
		8	8	1	6	0	6
	18	1	11	8	11	0	11
		2	9	2	146	13	159
		3	9	4	31	0	31
		4	8	11	62	0	62
		6	9	1	29	1	30
	19	1	11	4	4	0	4
		2	11	6	45	4	49
		3	10	1	43	0	43
		4	11	5	12	0	12
		5	11	7	32	0	32
	20	1	10	2	38	0	38
		2	10	3	56	0	56
		3	10	4	120	0	120
		4	9	3	91	0	91
	Limited				1	0	1
				Total	11,068	411	11,479

CITY/TOWN	REP	VOTE	WARD DIST	MACH	MAIL	TOTAL
RICHMOND	52	1	431	7	438
		2	267	2	269
		3	344	8	352
	Limited		11	0	11
	Total			1,053	17	1,070
SCITUATE	54	1	524	20	544
		2	375	7	382
		3	561	20	581
		4	538	13	551
		5	420	11	431
Total			2,418	71	2,489	
SMITHFIELD	57	1	531	6	537
		2	382	9	391
		3	476	6	482
		4	656	25	681
	69	7	186	6	192
		5	387	16	403
		6	537	8	545
		8	54	2	56
		9	393	25	418
		10	199	3	202
Limited		3	0	3	
Total			3,804	106	3,910	
SOUTH KINGSTOWN	46	9	135	0	135
	47	2	386	10	396
	48	4	449	19	468
	49	11	246	6	252
		1	640	9	649
	81	3	691	22	713
		6	330	8	338
		7	322	12	334
		10	193	9	202
	81	5	574	25	599
8		505	17	522	
Total			4,471	137	4,608	
TIVERTON	92	1	383	16	399
		3	307	1	308
		4	411	5	416
		5	305	15	320
	94	6	213	5	218
		2	397	9	406
		7	327	17	344
Total			2,343	68	2,411	
WARREN	89	1	122	3	125
		2	82	2	84
		3	115	6	121
		4	201	13	214
		5	386	14	400
	90	5A	84	3	87
		6	124	1	125
		1	150	6	156
		1A	73	0	73
		Total			1,337	48

CITY/TOWN	REP	VOTE	WARD	DIST	MACH	MAIL	TOTAL	
WARWICK	25	1	2	5	48	4	52
		2	3	4	91	1	92
		4	8	1	91	1	92
		5	8	2	55	2	57
	28	1	1	1	132	1	133
	29	1	1	2	381	1	382
		2	1	3	487	5	492
		3	1	4	544	11	555
		4	2	6	48	0	48
		5	2	7	31	0	31
		6	4	5	227	2	229
		7	1	5	470	10	480
	30	1	2	1	268	8	276
		2	2	2	331	2	333
		3	2	3	270	4	274
		4	2	4	331	10	341
	32	5	3	1	341	5	346
		1	3	3	386	7	393
		2	4	1	403	6	409
		3	4	2	349	6	355
		4	4	3	221	2	223
		5	4	4	309	1	310
	33	6	5	6	49	0	49
		1	4	6	22	0	22
		2	5	1	356	7	363
		3	5	2	262	1	263
		4	5	3	302	4	306
	34	5	5	4	578	14	592
		6	6	6	98	1	99
		1	3	4	169	10	179
		2	6	1	274	1	275
		3	6	2	259	4	263
		4	6	3	383	10	393
		5	6	5	484	13	497
	35	6	5	5	93	2	95
		1	3	5	247	5	252
		2	3	6	150	1	151
		3	6	4	110	0	110
		4	7	2	566	12	578
		5	7	3	121	1	122
		6	7	4	569	12	581
	36	7	8	8	1	0	1
		1	9	1	432	10	442
2		9	2	744	21	765	
3		9	3	293	5	298	
4		9	4	423	7	430	
5		9	6	279	6	285	
37	6	9	7	309	4	313	
	1	7	1	500	9	509	
	2	8	3	91	0	91	
	3	8	4	485	17	502	
	4	8	5	324	7	331	
	5	8	6	248	23	271	
	6	8	7	34	0	34	
43	7	8	9	358	14	372	
	1	9	5	201	7	208	
		Total			15,628	317	15,945	

CITY/TOWN	REP	VOTE	WARD	DIST	MACH	MAIL	TOTAL
WESTERLY	16	5		127	1	128
	50	1		252	8	260
		2		249	9	258
		3		172	12	184
		4		297	6	303
		5		367	21	388
		51	1		336	15
	51	2		360	18	378
		3		421	20	441
		4		431	30	461
		5		274	10	284
		6		373	16	389
			Total			3,659	166
WEST GREENWICH	31	2		274	6	280
	52	1		361	5	366
		3		306	4	310
		Total			941	15	956
WEST WARWICK	38	1		289	10	299
		2		52	0	52
		3		206	9	215
		4		51	3	54
		5		155	1	156
		6		155	2	157
	39	1		283	9	292
		2		284	11	295
		3		296	5	301
		4		193	3	196
		5		103	3	106
		40	1		278	8
	40	2		227	2	229
		3		122	1	123
		4		315	7	322
		5		306	11	317
		6		460	1	461
			Total			3,775	86
WOONSOCKET	62	1		183	16	199
		2		201	2	203
		3		247	4	251
	63	1		120	5	125
		2		178	6	184
		3		234	8	242
		4		300	3	303
		5		46	0	46
	64	1		360	12	372
		2		427	5	432
		3		297	4	301
	65	1		281	4	285
		2		320	3	323
		3		239	6	245
		4		68	1	69
	66	1		219	1	220
		2		255	11	266
		3		364	4	368
4			366	8	374	
	Total			4,705	103	4,808	

STATE TOTAL

151,602 4,578 156,180

RI GENERAL ELECTION							
November 3, 1998							
GOVERNOR							
MYRTH YORK (DEM)							
CITY/TOWN	REP	VOTE	WARD	DIST	MACH	MAIL	TOTAL

CITY/TOWN	REP	VOTE	WARD	DIST	MACH	MAIL	TOTAL	
BARRINGTON	87	1		212	2	214	
		2		287	5	292	
		3		231	6	237	
	88	1		330	7	337	
		2		282	5	287	
		3		224	8	232	
		4		189	4	193	
		5		225	2	227	
			Total			1,980	39	2,019
	BRISTOL	90	1		236	3	239
2				253	7	260	
3				248	10	258	
4				300	21	321	
5				221	1	222	
91		1		342	4	346	
		2		391	4	395	
		3		282	10	292	
		4		152	0	152	
93		1		174	5	179	
		Limited		2	0	2	
			Total			2,601	65	2,666
BURRILLVILLE		15	4		74	0	74
	60	1		321	29	350	
		2		366	12	378	
		5		285	28	313	
	61	3		216	3	219	
		3A		165	1	166	
		4		248	5	253	
		Total			1,675	78	1,753	
CENTRAL FALLS	72	1	1	1	83	6	89	
		3	2	1	47	7	54	
		5	3	1	188	3	191	
		7	4	1	80	1	81	
		9	5	1	211	3	214	
	73	2	1	2	94	2	96	
		4	2	2	194	21	215	
		6	3	2	98	2	100	
		8	4	2	225	2	227	
				Total			1,220	47
CHARLESTOWN	16	1		199	2	201	
	81	1		125	0	125	
		2		156	1	157	
		3		176	2	178	
		4		167	2	169	
		Total			823	7	830	
COVENTRY	24	1		2C	148	13	161	
	31	1		5D	202	2	204	
		2		5C	203	25	228	
	39	1		3A	92	3	95	
	41	1		2D	265	3	268	
		2		2B	167	1	168	
		3		3B	163	2	165	
		4		3C	280	3	283	
		5		3D	203	0	203	
6			2A	250	1	251		

CITY/TOWN	REP	VOTE	WARD	DIST	MACH	MAIL	TOTAL		
COVENTRY (cont'd)	42	1		4A	83	0	83		
		2		4C	284	4	288		
		3		5A	237	2	239		
		4		5B	162	1	163		
		5		4B	195	3	198		
		6		4D	294	4	298		
	53	1		1A	177	6	183		
		2		1B	267	4	271		
		3		1C	276	1	277		
	Total					3,948	78	4,026	
CRANSTON	13	1	3	8	275	15	290		
	21	1	2	7	61	3	64		
		2	3	1	229	14	243		
		3	3	2	240	11	251		
		4	3	3	271	3	274		
		5	3	4	224	3	227		
		6	3	6	398	10	408		
		7	3	9	88	3	91		
	22	1	3	5	23	0	23		
		2	3	7	203	9	212		
		3	5	1	72	2	74		
		4	5	3	434	25	459		
		5	5	4	428	16	444		
		6	5	5	476	22	498		
		7	5	7	52	4	56		
	23	1	4	2	367	8	375		
		2	4	3	350	14	364		
		3	4	5	375	10	385		
		4	4	8	49	1	50		
		5	4	9	122	2	124		
		6	5	6	177	13	190		
		7	5	8	133	12	145		
		8	5	9	140	1	141		
	24	1	4	1	369	9	378		
		2	4	4	321	6	327		
		3	4	7	151	4	155		
		4	6	3	310	13	323		
		5	6	4	303	8	311		
	25	1	6	5	328	11	339		
		2,4	6	6,8	181	56	237		
		3	6	7	56	1	57		
	26	1	2	4	370	27	397		
		2	2	5	163	6	169		
		3	2	6	314	8	322		
		4	4	6	31	4	35		
		5	5	2	314	11	325		
		6	6	1	233	7	240		
		7	6	2	33	8	41		
		8	6	9	153	8	161		
	27	1	1	6	291	6	297		
		2	1	7	303	8	311		
		3	2	1	143	1	144		
4		2	2	338	15	353			
5		2	3	408	13	421			
28	6	2	8	169	7	176			
	1	1	1	326	3	329			
	2	1	2	310	6	316			
	3	1	3	199	13	212			
	4	1	4	244	10	254			
				5	1	5	317	16	333
Total					11,865	486	12,351		

CITY/TOWN	REP	VOTE	WARD	DIST	MACH	MAIL	TOTAL	
CUMBERLAND	58	14		299	13	312	
		15		104	0	104	
		16		244	3	247	
	67	4		308	3	311	
		8		305	1	306	
		10		187	0	187	
		11		144	6	150	
		12		250	14	264	
	68	13		70	0	70	
		2		129	2	131	
		3		220	4	224	
		5		218	4	222	
		6		246	3	249	
		7		161	3	164	
		9		314	1	315	
	73	1		264	6	270	
		Total				3,463	63	3,526
	EAST GREENWICH	31	6		193	4	197
			7		119	2	121
		43	1		288	4	292
2				169	3	172	
3				194	18	212	
4				157	7	164	
5				161	7	168	
Limited			3	0	3		
Total				1,284	45	1,329		
EAST PROVIDENCE		82	1		363	8	371
	1A			165	4	169	
	2			403	18	421	
	83	3		192	5	197	
		4		280	12	292	
		5		410	25	435	
		7		328	7	335	
		8		306	8	314	
	84	9		71	0	71	
		14		391	34	425	
		15		443	6	449	
		16		273	7	280	
		19		159	5	164	
		85	6		344	6	350
			10		356	13	369
	11			208	3	211	
	12			128	3	131	
	13			158	0	158	
	86	17		274	3	277	
		18		376	23	399	
		20		358	13	371	
		21		348	7	355	
		87	22		345	9	354
23			174	4	178		
Total				6,853	223	7,076		
EXETER	31	3		341	9	350	
		46	1	40	0	40	
	52	2		111	4	115	
		4		132	5	137	
	Total				624	18	642	
FOSTER	53	1		332	3	335	
		2		277	11	288	
	Total				609	14	623	

CITY/TOWN	REP	VOTE	WARD	DIST	MACH	MAIL	TOTAL
GLOUCESTER	15	1		233	7	240
		2		258	3	261
		3		208	7	215
		4		108	2	110
		5		307	9	316
	Limited		2	0	2	
	Total				1,116	28	1,144
HOPKINTON	16	1		209	1	210
		2		322	8	330
		3		232	9	241
	Total				763	18	781
JAMESTOWN	98	1		455	20	475
		2		504	29	533
	Total				959	49	1,008
JOHNSTON	11	4A		215	3	218
		5B		360	5	365
		5C		396	15	411
	12	2C		240	15	255
		3B		94	2	96
	55	1A		485	15	500
		1B		576	45	621
		2A		347	16	363
		2B		387	25	412
		2D		42	2	44
	56	3D		79	3	82
		3A		331	6	337
		3C		537	22	559
		4B		443	13	456
		4C		188	10	198
56	4D		68	1	69	
	5A		315	9	324	
	Total				5,103	207	5,310
LINCOLN	58	1		287	4	291
		3		297	15	312
		59	4		169	5
	59	5		143	1	144
		6		179	6	185
		7		193	5	198
		8		211	4	215
	69	9		258	8	266
		10		92	4	96
	74	11		70	0	70
		12		128	2	130
		13		39	0	39
	Total				2,066	54	2,120
LITTLE COMPTON	94	1		524	13	537
MIDDLETOWN	95	1		156	4	160
		2		132	8	140
		3		247	4	251
		4		223	14	237
	96	9		94	0	94
		99	5		267	9
	99	6		149	16	165
		7		248	8	256
8			222	6	228	
Total				1,738	69	1,807	

CITY/TOWN	REP	VOTE	WARD	DIST	MACH	MAIL	TOTAL	
NARRAGANSETT	47	1		218	20	238	
		2		235	10	245	
		3		327	17	344	
		4		289	24	313	
	48	5		220	13	233	
		6		289	11	300	
		7		131	2	133	
		8		221	3	224	
			Total		1,930	100	2,030	
	NEWPORT	97	1	2	4	31	1	32
2			1	4	46	5	51	
3			2	3	102	2	104	
4			1	3	55	0	55	
5			2	2	290	14	304	
6			2	1	266	15	281	
98		1	1	1	282	9	291	
		2	1	2	263	8	271	
99		1	3	2	208	9	217	
		2	3	3	206	5	211	
100		1	3	1	82	4	86	
		2	3	4	135	11	146	
		3	4	1	211	9	220	
		4	4	2	175	11	186	
		5	4	3	286	12	298	
Limited				5	0	5	
			Total		2,643	115	2,758	
NEW SHOREHAM		81	1		313	57	370
NORTH KINGSTOWN		44	1		302	2	304
			2		256	14	270
	3			293	5	298	
	4			262	16	278	
	45	6		238	9	247	
		8		217	11	228	
		9		274	20	294	
		10		221	10	231	
		11		271	8	279	
	46	5		314	9	323	
		7		251	7	258	
	Limited			1	0	1	
			Total		2,900	111	3,011	
	NORTH PROVIDENCE	6	2E		380	7	387
10		3D		289	7	296	
		3E		182	2	184	
11		1A		276	8	284	
		3A		448	8	456	
		3C		52	0	52	
70		1B		459	15	474	
		1C		461	17	478	
		1D		435	21	456	
		3B		245	11	256	
71		3F		307	32	339	
		1E		333	4	337	
		2A		447	2	449	
		2B		395	9	404	
		2C		381	1	382	
74		3G		291	2	293	
		2D		288	3	291	
			Total		5,669	149	5,818	

CITY/TOWN	REP	VOTE	WARD	DIST	MACH	MAIL	TOTAL
NORTH SMITHFIELD	61	1		360	6	366
		5		266	3	269
	62	2		294	29	323
		3		193	5	198
	64	4		352	1	353
			Total		1,465	44	1,509
PAWTUCKET	4	1	4	6	235	3	238
	74	1	6	2	170	3	173
		2	6	4	413	8	421
	75	1	5	2	235	6	241
		2	6	5	311	6	317
		3	5	1	257	0	257
	76	1	4	1	194	0	194
		2	4	5	154	1	155
		3	5	3	219	2	221
		4	5	4	292	8	300
		5	6	3	91	1	92
		6	6	6	17	0	17
	77	1	4	3	216	3	219
		2	4	4	271	29	300
		3	3	1	217	9	226
		4	3	5	226	7	233
		5	3	6	354	6	360
	78	1	6	1	179	6	185
		2	1	2	203	5	208
		3	4	2	198	4	202
		4	2	1	191	4	195
		5	3	4	54	2	56
	79	1	1	3	346	7	353
		2	1	4	250	9	259
		3	1	5	337	4	341
		4	1	1	134	3	137
		5	2	3	72	1	73
		6	2	2	61	3	64
	80	1	2	6	308	1	309
		2	2	5	315	10	325
		3	2	4	341	4	345
		4	3	2	354	5	359
82	1	3	3	322	28	350	
Limited			2	0	2	
			Total		7,539	188	7,727
PORTSMOUTH	93	1		220	8	228
		2		241	10	251
		3		213	9	222
		4		247	12	259
		5		38	2	40
	94	6		167	6	173
		7		153	3	156
	96	8		195	9	204
		9		226	9	235
		10		201	13	214
		11		147	6	153
			Total	2,048	87	2,135	
PROVIDENCE	1	1	5	7	136	4	140
		2	4	6	128	21	149
		3	12	2	27	0	27
		4	12	6	154	3	157
		8	12	3	239	2	241
		11	14	7	60	0	60
		12	12	4	6	0	6
	13	12	1	4	0	4	

CITY/TOWN	REP	VOTE	WARD	DIST	MACH	MAIL	TOTAL
PROVIDENCE (cont'd)	2	1	13	2	115	8	123
		2	11	1	112	1	113
		3	11	2	83	15	98
		4	1	5	307	1	308
		5	1	4	442	30	472
	3	3	3	7	149	3	152
		5	12	7	224	6	230
		6	2	8	370	4	374
		8	1	3	185	5	190
		9	1	2	124	1	125
	4	1	3	1	123	0	123
		2	2	1	324	23	347
		3	2	3	484	6	490
		4	2	7	188	8	196
		5	2	6	188	6	194
		6	1	1	139	6	145
		7	2	9	66	1	67
		10	2	4	165	2	167
	5	1	3	2	397	6	403
		2	3	3	470	16	486
		3	3	5	493	3	496
		5	3	4	208	5	213
		6	2	2	80	1	81
		7	4	5	111	38	149
	6	1	4	2	418	16	434
		2	4	3	326	11	337
		4	4	1	392	57	449
		5	14	1	23	0	23
	7	1	5	2	196	5	201
		2	5	3	175	4	179
		3	5	8	326	13	339
		4	5	5	106	2	108
		5	5	9	395	47	442
		6	12	10	137	2	139
		7	15	3	7	0	7
		8	6	5	52	1	53
		9	6	7	81	1	82
	8	1	14	4	181	6	187
		2	14	8	18	1	19
		3	14	5	331	0	331
		4	14	6	19	0	19
		5	5	1	21	2	23
		6	14	2	186	5	191
		7	14	3	247	10	257
		8	5	4	99	3	102
	9	1	7	3	63	0	63
		2	15	8	0	0	0
		3	6	10	17	2	19
		4	15	11	114	2	116
		5	15	7	61	0	61
		7	13	8	347	10	357
		8	11	3	65	6	71
		11	8	2	34	0	34
	10	1	6	1	378	32	410
		2	5	6	129	3	132
		3	6	2	320	8	328
		5	6	4	209	7	216
	12	1	7	2	203	11	214
		2	7	4	439	28	467
		3	15	10	22	26	48
		4	6	3	52	3	55
		5	6	9	153	25	178
		7	6	11	6	0	6

CITY/TOWN	REP	VOTE	WARD	DIST	MACH	MAIL	TOTAL	
PROVIDENCE (cont'd)	13	1	7	6	410	51	461	
		2	7	5	325	27	352	
		3	15	12	425	23	448	
	14	1	15	9	50	0	50	
		2	13	7	204	5	209	
		3	13	4	186	7	193	
		4	13	3	170	17	187	
		5	13	5	232	3	235	
		7	15	2	5	1	6	
		8	12	8	132	0	132	
	17	9	15	5	65	0	65	
		1	8	8	294	44	338	
		3	8	9	405	12	417	
		4	8	10	89	0	89	
		5	8	7	105	3	108	
		6	8	5	25	0	25	
		7	15	13	9	0	9	
		8	8	1	28	0	28	
	18	1	11	8	59	2	61	
		2	9	2	603	35	638	
		3	9	4	54	0	54	
		4	8	11	90	0	90	
		6	9	1	160	2	162	
	19	1	11	4	28	0	28	
		2	11	6	312	9	321	
		3	10	1	315	0	315	
		4	11	5	24	0	24	
		5	11	7	104	1	105	
	20	1	10	2	201	0	201	
		2	10	3	213	0	213	
		3	10	4	223	3	226	
		4	9	3	291	5	296	
	Limited				3	0	3	
			Total		18,488	824	19,312	
	RICHMOND	52	1			286	4	290
			2			211	6	217
			3			243	9	252
		Limited				18	0	18
			Total		758	19	777	
	SCITUATE	54	1			211	5	216
			2			218	2	220
			3			226	6	232
			4			295	9	304
			5			217	3	220
			Total		1,167	25	1,192	
	SMITHFIELD	57	1			278	6	284
			2			260	6	266
			3			326	4	330
			4			488	23	511
			7			78	1	79
		69	5			224	11	235
			6			330	6	336
8					42	0	42	
9					234	14	248	
10					102	0	102	
Limited				2	0	2		
		Total		2,364	71	2,435		

CITY/TOWN	REP	VOTE	WARD	DIST	MACH	MAIL	TOTAL		
SOUTH KINGSTOWN	46	9		83	0	83		
	47	2		232	8	240		
	48	4		357	18	375		
			11		119	4	123	
	49	1		427	21	448		
			3		396	12	408	
			6		256	8	264	
			7		241	5	246	
			10		149	2	151	
	81	5		364	8	372		
			8		339	12	351	
			Total		2,963	98	3,061		
TIVERTON	92	1		207	6	213		
			3		299	1	300	
			4		281	2	283	
			5		268	10	278	
			6		199	4	203	
	94	2		206	2	208		
			7		187	5	192	
			Total		1,647	30	1,677		
WARREN	89	1		114	1	115		
			2		92	2	94	
			3		113	7	120	
			4		215	22	237	
			5		277	8	285	
			5A		126	6	132	
			6		141	5	146	
	90	1		67	4	71		
			1A		70	1	71	
				Total		1,215	56	1,271	
WARWICK	25	1	2	5	79	0	79	
			2	3	2	86	7	93
			4	8	1	98	2	100
			5	8	2	87	8	95
	28	1	1	1	155	3	158	
	29	1	1	2	291	12	303	
			2	1	3	351	10	361
			3	1	4	304	12	316
			4	2	6	45	0	45
			5	2	7	40	1	41
			6	4	5	165	6	171
			7	1	5	287	5	292
	30	1	2	1	264	7	271	
			2	2	2	317	2	319
			3	2	3	259	2	261
			4	2	4	306	9	315
			5	3	1	310	7	317
	32	1	3	3	331	5	336	
			2	4	1	339	4	343
			3	4	2	318	15	333
			4	4	3	205	2	207
			5	4	4	313	5	318
			6	5	6	63	2	65
33	1	4	6	14	2	16		
		2	5	1	363	5	368	
		3	5	2	237	8	245	
		4	5	3	321	9	330	
		5	5	4	349	7	356	
		6	6	6	124	1	125	

CITY/TOWN	REP	VOTE	WARD	DIST	MACH	MAIL	TOTAL
WARWICK (cont'd)	34	1	3	4	184	6	190
		2	6	1	334	2	336
		3	6	2	339	4	343
		4	6	3	282	8	290
		5	6	5	320	5	325
		6	5	5	105	1	106
	35	1	3	5	269	5	274
		2	3	6	180	5	185
		3	6	4	123	3	126
		4	7	2	540	19	559
		5	7	3	90	3	93
		6	7	4	415	13	428
		7	8	8	2	0	2
	36	1	9	1	249	13	262
		2	9	2	358	9	367
		3	9	3	257	6	263
		4	9	4	202	13	215
		5	9	6	160	3	163
		6	9	7	205	3	208
	37	1	7	1	270	6	276
		2	8	3	57	3	60
3		8	4	342	15	357	
4		8	5	208	7	215	
5		8	6	232	19	251	
6		8	7	37	0	37	
7		8	9	230	6	236	
43	1	9	5	95	4	99	
			Total		12,506	339	12,845
WESTERLY	16	5			107	6	113
	50	1			285	12	297
		2			239	9	248
		3			155	5	160
		4			216	15	231
		5			285	8	293
	51	1			180	13	193
		2			272	6	278
		3			235	10	245
		4			195	9	204
		5			136	4	140
		6			184	5	189
				Total		2,489	102
WEST GREENWICH	31	2			174	3	177
	52	1			191	3	194
		3			131	4	135
			Total		496	10	506
WEST WARWICK	38	1			305	16	321
		2			42	1	43
		3			241	9	250
		4			60	0	60
		5			170	2	172
		6			145	4	149
	39	1			319	17	336
		2			320	7	327
		3			241	10	251
		4			218	11	229
			5		103	2	105

CITY/TOWN	REP	VOTE	WARD	DIST	MACH	MAIL	TOTAL
WEST WARWICK (cont'd)	40	1		206	3	209
		2		185	2	187
		3		87	2	89
		4		259	7	266
		5		196	0	196
		6		301	5	306
		Total				3,398	98
WOONSOCKET	62	1		153	23	176
		2		138	2	140
		3		184	3	187
	63	1		217	7	224
		2		135	2	137
		3		249	2	251
		4		177	0	177
		5		84	0	84
	64	1		281	24	305
		2		257	10	267
		3		196	3	199
	65	1		209	3	212
		2		238	0	238
		3		223	3	226
		4		62	1	63
	66	1		165	4	169
		2		198	20	218
		3		180	3	183
		4		304	9	313
	Total				3,650	119	3,769
STATE TOTAL					124,862	4,243	129,105

RI GENERAL ELECTION
November 3, 1998
GOVERNOR
ROBERT J. HEALEY, JR. (COO)

CITY/TOWN	REP	VOTE	WARD	DIST	MACH	MAIL	TOTAL
BARRINGTON	87	1		35	2	37
		2		73	2	75
		3		69	3	72
	88	1		82	1	83
		2		76	1	77
		3		49	1	50
		4		30	0	30
		5		94	1	95
			Total	508	11	519
	BRISTOL	90	1		65	0
2				76	1	77
3				60	2	62
4				76	1	77
5				75	0	75
91		1		87	0	87
		2		78	1	79
		3		62	1	63
93		4		48	0	48
		1		49	0	49
		Total	676	6	682	
BURRILLVILLE	15	4		18	0	18
	60	1		44	5	49
		2		54	0	54
		5		54	1	55
	61	3		44	1	45
		3A		29	0	29
		4		56	0	56
		Total	299	7	306	
CENTRAL FALLS	72	1	1	1	10	0	10
		3	2	1	8	0	8
		5	3	1	14	1	15
		7	4	1	5	0	5
		9	5	1	15	0	15
	73	2	1	2	13	0	13
		4	2	2	13	0	13
		6	3	2	3	0	3
		8	4	2	16	0	16
				Total	97	1
CHARLESTOWN	16	1		42	0	42
	81	1		22	0	22
		2		25	0	25
		3		15	0	15
		4		38	1	39
		Total	142	1	143	
COVENTRY	24	1		2C	32	0	32
	31	1		5D	37	0	37
		2		5C	12	2	14
	39	1		3A	18	0	18
	41	1		2D	55	0	55
		2		2B	33	0	33
		3		3B	35	0	35
		4		3C	61	0	61
		5		3D	39	0	39
		6		2A	38	0	38

CITY/TOWN	REP	VOTE	WARD	DIST	MACH	MAIL	TOTAL
COVENTRY (cont'd)	42	1		4A	22	0	22
		2		4C	58	0	58
		3		5A	40	0	40
		4		5B	24	1	25
		5		4B	63	0	63
		6		4D	55	0	55
	53	1		1A	61	1	62
		2		1B	76	0	76
		3		1C	91	0	91
				Total	850	4	854
CRANSTON	13	1	3	8	37	0	37
	21	1	2	7	13	0	13
		2	3	1	25	0	25
		3	3	2	28	0	28
		4	3	3	34	1	35
		5	3	4	24	0	24
		6	3	6	31	0	31
	22	7	3	9	4	0	4
		1	3	5	3	0	3
		2	3	7	21	0	21
		3	5	1	8	0	8
		4	5	3	45	0	45
		5	5	4	46	1	47
		6	5	5	67	1	68
	23	7	5	7	2	0	2
		1	4	2	55	0	55
		2	4	3	41	0	41
		3	4	5	49	2	51
		4	4	8	10	0	10
		5	4	9	14	0	14
		6	5	6	24	1	25
		7	5	8	10	0	10
	24	8	5	9	23	0	23
		1	4	1	55	1	56
		2	4	4	54	0	54
		3	4	7	12	0	12
		4	6	3	35	4	39
		5	6	4	33	1	34
		25	1	6	5	48	1
	2,4		6	6,8	14	4	18
	3		6	7	5	0	5
	26	1	2	4	69	0	69
		2	2	5	16	0	16
3		2	6	44	3	47	
4		4	6	7	0	7	
5		5	2	37	1	38	
6		6	1	23	0	23	
7		6	2	1	0	1	
8		6	9	17	0	17	
27	1	1	6	46	1	47	
	2	1	7	41	3	44	
	3	2	1	15	0	15	
	4	2	2	45	1	46	
	5	2	3	57	0	57	
	6	2	8	30	2	32	
28	1	1	1	36	1	37	
	2	1	2	57	1	58	
	3	1	3	22	3	25	
	4	1	4	29	0	29	
	5	1	5	50	4	54	
			Total	1,512	37	1,549	

CITY/TOWN	REP	VOTE	WARD	DIST	MACH	MAIL	TOTAL
CUMBERLAND	58	14		43	0	43
		15		11	0	11
		16		33	0	33
	67	4		43	0	43
		8		41	0	41
		10		25	0	25
		11		17	0	17
		12		31	0	31
	68	13		3	0	3
		2		18	0	18
		3		27	0	27
		5		30	0	30
		6		27	0	27
	73	7		10	0	10
		9		35	0	35
1			32	0	32	
		Total	426	0	426	
EAST GREENWICH	31	6		31	1	32
		7		27	0	27
	43	1		49	0	49
		2		38	2	40
		3		37	1	38
		4		15	0	15
		5		24	0	24
		Total	221	4	225	
EAST PROVIDENCE	82	1		81	0	81
		1A		42	1	43
		2		39	3	42
	83	3		42	0	42
		4		32	0	32
		5		53	2	55
		7		33	0	33
		8		31	0	31
	84	9		4	1	5
		14		68	1	69
		15		61	0	61
		16		46	1	47
		19		23	0	23
	85	6		41	0	41
		10		40	0	40
		11		34	0	34
		12		23	0	23
13			22	0	22	
86	17		64	0	64	
	18		114	3	117	
	20		72	2	74	
	21		79	1	80	
87	22		78	1	79	
	23		61	1	62	
		Total	1,183	17	1,200	
EXETER	31	3		78	0	78
	46	1		5	0	5
	52	2		33	1	34
			4		33	0
		Total	149	1	150	

CITY/TOWN	REP	VOTE	WARD	DIST	MACH	MAIL	TOTAL	
FOSTER	53	1		108	3	111	
		2		61	1	62	
			Total		169	4	173
GLOCESTER	15	1		63	1	64	
		2		72	0	72	
		3		52	0	52	
		4		20	0	20	
		5		67	1	68	
		Total		274	2	276	
HOPKINTON	16	1		65	3	68	
		2		84	0	84	
		3		84	0	84	
		Total		233	3	236	
JAMESTOWN	98	1		76	3	79	
		2		90	2	92	
		Total		166	5	171	
JOHNSTON	11	4A		36	0	36	
		5B		65	0	65	
		5C		50	0	50	
	12	2C		23	1	24	
		3B		10	0	10	
	55	1A		59	0	59	
		1B		77	1	78	
		2A		43	0	43	
		2B		60	1	61	
		2D		3	0	3	
		3D		8	1	9	
	56	3A		42	2	44	
		3C		58	2	60	
4B			60	0	60		
4C			24	0	24		
4D			12	0	12		
		5A		42	0	42	
		Total		672	8	680	
LINCOLN	58	1		60	0	60	
		3		35	1	36	
	59	4		39	0	39	
		5		31	2	33	
			6		34	0	34
			7		17	0	17
			8		42	0	42
			9		33	0	33
	69	10		23	0	23	
		11		9	1	10	
	74	12		27	0	27	
		13		7	0	7	
			Total		357	4	361
LITTLE COMPTON	94	1		116	1	117	
MIDDLETOWN	95	1		23	1	24	
		2		21	1	22	
		3		41	0	41	
		4		32	1	33	
	96	9		16	0	16	
		99	5		61	0	61
			6		46	1	47
			7		49	1	50
		8		43	0	43	
		Total		332	5	337	

CITY/TOWN	REP	VOTE	WARD	DIST	MACH	MAIL	TOTAL	
NARRAGANSETT	47	1			37	0	37	
		2			34	0	34	
		3			46	2	48	
		4			48	2	50	
	48	5			53	3	56	
		6			67	2	69	
		7			22	0	22	
		8			40	0	40	
				Total		347	9	366
	NEWPORT	97	1	2	4	3	0	3
2			1	4	9	0	9	
3			2	3	26	0	26	
4			1	3	7	1	8	
5			2	2	53	3	56	
6			2	1	32	0	32	
98		1	1	1	39	0	39	
		2	1	2	47	1	48	
99		1	3	2	32	0	32	
		2	3	3	27	1	28	
100		1	3	1	8	0	8	
		2	3	4	19	1	20	
		3	4	1	43	1	44	
		4	4	2	42	2	44	
		5	4	3	44	0	44	
Limited					2	0	2	
				Total	433	10	443	
NEW SHOREHAM		81	1			66	0	66
NORTH KINGSTOWN		44	1			47	0	47
			2			51	0	51
	3				53	1	54	
	4				54	2	56	
	45	6			50	2	52	
		8			52	2	54	
		9			52	2	54	
		10			52	2	54	
		11			52	0	52	
	46	5			68	2	70	
		7			52	0	52	
	Limited				2	0	2	
				Total	585	13	598	
	NORTH PROVIDENCE	6	2E			34	0	34
10		3D			41	2	43	
		3E			36	0	36	
		11	1A			23	0	23
70		3A			49	1	50	
		3C			8	0	8	
		1B			64	0	64	
		1C			48	0	48	
		1D			43	0	43	
		3B			38	0	38	
71		3F			48	1	49	
		1E			36	2	38	
		2A			38	0	38	
		2B			31	0	31	
74		2C			36	0	36	
		3G			38	0	38	
	2D			31	2	33		
			Total	642	8	650		

CITY/TOWN	REP	VOTE	WARD	DIST	MACH	MAIL	TOTAL
NORTH SMITHFIELD	61	1			58	0	58
		5			61	0	61
	62	2			37	3	40
		3			19	0	19
	64	4			57	0	57
		Total			232	3	236
PAWTUCKET	4	1	4	6	14	0	14
	74	1	6	2	11	0	11
		2	6	4	56	0	56
	75	1	5	2	21	1	22
		2	6	5	54	1	55
		3	5	1	23	0	23
	76	1	4	1	15	1	16
		2	4	5	18	0	18
		3	5	3	20	1	21
		4	5	4	33	0	33
		5	6	3	5	1	6
		6	6	6	1	0	1
	77	1	4	3	33	0	33
		2	4	4	23	1	24
		3	3	1	29	3	32
		4	3	5	39	0	39
		5	3	6	46	0	46
	78	1	6	1	6	0	6
		2	1	2	28	0	28
		3	4	2	22	1	23
		4	2	1	17	1	18
		5	3	4	14	0	14
	79	1	1	3	41	0	41
		2	1	4	27	0	27
		3	1	5	35	0	35
		4	1	1	19	0	19
		5	2	3	11	0	11
		6	2	2	7	2	9
	80	1	2	6	31	0	31
		2	2	5	54	0	54
		3	2	4	54	1	55
		4	3	2	62	0	62
82	1	3	3	53	1	54	
Limited					1	0	1
		Total			923	15	938
PORTSMOUTH	93	1			71	3	74
		2			63	2	65
		3			56	2	58
		4			58	2	60
		5			4	2	6
	94	6			29	0	29
		7			42	1	43
	96	8			31	1	32
		9			57	1	58
		10			47	1	48
		11			36	1	37
		Total			494	16	510

CITY/TOWN	REP	VOTE	WARD	DIST	MACH	MAIL	TOTAL		
PROVIDENCE	1	1	5	7	23	0	23	
		2	4	6	6	0	6	
		3	12	2	3	0	3	
		4	12	6	26	0	26	
		8	12	3	20	0	20	
		11	14	7	14	0	14	
		12	12	4	0	0	0	
		13	12	1	0	0	0	
		2	1	13	2	6	0	6
			2	11	1	5	0	5
			3	11	2	6	1	7
			4	1	5	16	0	16
		3	5	1	4	33	1	34
	3		3	7	12	0	12	
	5		12	7	14	1	15	
	6		2	8	14	0	14	
	8		1	3	8	0	8	
	4	9	1	2	6	0	6	
		1	3	1	10	0	10	
		2	2	1	13	0	13	
		3	2	3	26	0	26	
		4	2	7	13	0	13	
		5	2	6	10	2	12	
		6	1	1	18	0	18	
	5	7	2	9	2	0	2	
		10	2	4	10	0	10	
		1	3	2	22	0	22	
		2	3	3	22	0	22	
		3	3	5	19	1	20	
		5	3	4	8	0	8	
		6	2	2	5	0	5	
		7	4	5	1	0	1	
	6	1	4	2	56	0	56	
		2	4	3	29	1	30	
		4	4	1	21	3	24	
		5	14	1	4	0	4	
	7	1	5	2	29	0	29	
		2	5	3	32	1	33	
		3	5	8	38	1	39	
		4	5	5	18	0	18	
		5	5	9	49	0	49	
		6	12	10	8	0	8	
		7	15	3	0	0	0	
8		6	5	7	0	7		
8	9	6	7	15	0	15		
	1	14	4	19	0	19		
	2	14	8	3	0	3		
	3	14	5	29	1	30		
	4	14	6	3	0	3		
	5	5	1	4	0	4		
	6	14	2	28	0	28		
9	7	14	3	23	0	23		
	8	5	4	19	0	19		
	1	7	3	1	0	1		
	2	15	8	0	0	0		
	3	6	10	3	0	3		
	4	15	11	6	0	6		
	5	15	7	6	0	6		
	7	13	8	23	0	23		
	8	11	3	1	1	2		
	11	8	2	1	0	1		

CITY/TOWN	REP	VOTE	WARD	DIST	MACH	MAIL	TOTAL
PROVIDENCE (cont'd)	10	1	6	1	35	0	35
		2	5	6	20	0	20
		3	6	2	26	2	28
		5	6	4	32	0	32
	12	1	7	2	19	0	19
		2	7	4	41	0	41
		3	15	10	7	0	7
		4	6	3	5	0	5
		5	6	9	7	0	7
	13	7	6	11	1	0	1
		1	7	6	20	0	20
		2	7	5	31	0	31
		3	15	12	25	1	26
	14	1	15	9	1	0	1
		2	13	7	7	0	7
		3	13	4	11	0	11
		4	13	3	16	0	16
		5	13	5	13	0	13
		7	15	2	1	0	1
		8	12	8	15	0	15
9		15	5	7	0	7	
17	1	8	8	11	1	12	
	3	8	9	33	2	35	
	4	8	10	5	0	5	
	5	8	7	6	0	6	
	6	8	5	0	0	0	
	7	15	13	0	0	0	
	8	8	1	0	0	0	
18	1	11	8	3	0	3	
	2	9	2	15	0	15	
	3	9	4	3	0	3	
	4	8	11	5	0	5	
	6	9	1	6	0	6	
19	1	11	4	2	0	2	
	2	11	6	11	0	11	
	3	10	1	6	0	6	
	4	11	5	0	0	0	
20	5	11	7	7	1	8	
	1	10	2	5	0	5	
	2	10	3	9	0	9	
	3	10	4	11	0	11	
	4	9	3	16	0	16	
	Total			1,360	21	1,381	
RICHMOND	52	1			65	0	65
		2			39	0	39
		3			63	2	65
	Total			167	2	169	
SCITUATE	54	1			65	1	66
		2			49	0	49
		3			55	0	55
		4			71	1	72
		5			66	0	66
	Total			306	2	308	

CITY/TOWN	REP	VOTE	WARD	DIST	MACH	MAIL	TOTAL	
SMITHFIELD	57	1		53	1	54	
		2		50	1	51	
		3		43	0	43	
		4		71	2	73	
	69	7		13	0	13	
		5		38	0	38	
		6		70	0	70	
		8		6	1	7	
		9		45	1	46	
		10		22	0	22	
Limited			3	0	3		
			Total	414	6	420		
SOUTH KINGSTOWN	46	9		24	0	24	
		2		31	0	31	
	47	4		34	1	35	
		11		22	0	22	
	48	1		72	0	72	
		3		55	4	59	
		6		66	0	66	
	49	7		35	0	35	
		10		12	0	12	
		5		51	0	51	
8			51	0	51		
			Total	453	5	458		
TIVERTON	92	1		36	0	36	
		3		60	0	60	
		4		39	0	39	
		5		35	0	35	
	94	6		36	0	36	
		2		33	0	33	
		7		19	0	19	
			Total	258	0	258		
WARREN	89	1		64	1	65	
		2		50	2	52	
		3		65	2	67	
		4		107	1	108	
		5		140	5	145	
		5A		57	2	59	
	90	6		100	5	105	
		1		39	0	39	
		1A		33	0	33	
				Total	655	18	673	
WARWICK	25	1	2	5	5	0	5
		2	3	2	17	0	17
		4	8	1	23	0	23
		5	8	2	8	0	8
		28	1	1	1	17	0
	29	1	1	2	48	0	48
		2	1	3	61	0	61
		3	1	4	64	0	64
		4	2	6	11	0	11
		5	2	7	6	0	6
	30	6	4	5	36	0	36
		7	1	5	53	0	53
		1	2	1	49	0	49
		2	2	2	66	0	66
		3	2	3	45	0	45
30	4	2	4	43	0	43	
	5	3	1	40	0	40	

CITY/TOWN	REP	VOTE	WARD	DIST	MACH	MAIL	TOTAL	
WARWICK (cont'd)	32	1	3	3	43	0	43
		2	4	1	40	0	40
		3	4	2	39	2	41
		4	4	3	33	0	33
		5	4	4	69	1	70
		6	5	6	16	0	16
	33	1	4	6	3	1	4
		2	5	1	49	0	49
		3	5	2	32	0	32
		4	5	3	62	0	62
		5	5	4	57	0	57
		6	6	6	23	1	24
	34	1	3	4	22	0	22
		2	6	1	65	1	66
		3	6	2	38	1	39
		4	6	3	46	0	46
		5	6	5	53	0	53
		6	5	5	14	1	15
	35	1	3	5	32	0	32
		2	3	6	15	0	15
		3	6	4	13	0	13
		4	7	2	67	2	69
		5	7	3	15	1	16
		6	7	4	85	3	88
		7	8	8	1	0	1
	36	1	9	1	46	1	47
		2	9	2	47	3	50
3		9	3	17	0	17	
4		9	4	15	0	15	
5		9	6	41	2	43	
6		9	7	31	0	31	
37	1	7	1	48	1	49	
	2	8	3	20	0	20	
	3	8	4	40	2	42	
	4	8	5	35	0	35	
	5	8	6	16	6	22	
	6	8	7	7	0	7	
	7	8	9	22	0	22	
43	1	9	5	15	0	15	
		Total		1,924	29	1,953	
WESTERLY	16	5		14	1	15	
	50	1		18	0	18	
		2		17	0	17	
		3		15	0	15	
		4		28	1	29	
		5		18	0	18	
	51	1		20	0	20	
		2		19	0	19	
		3		11	0	11	
		4		19	0	19	
		5		12	0	12	
6			20	0	20		
		Total		211	2	213	
WEST GREENWICH	31	2		40	0	40	
	52	1		72	1	73	
		3		50	0	50	
			Total		162	1	163

CITY/TOWN	REP	VOTE	WARD	DIST	MACH	MAIL	TOTAL
WEST WARWICK	38	1		44	0	44
		2		12	0	12
		3		34	1	35
		4		10	0	10
		5		37	0	37
		6		28	1	29
	39	1		32	1	33
		2		42	1	43
		3		38	4	42
		4		42	0	42
		5		19	0	19
	40	1		43	0	43
		2		24	0	24
		3		23	1	24
		4		35	0	35
		5		46	1	47
		6		49	0	49
			Total	568	10	568
WOONSOCKET	62	1		10	1	11
		2		14	0	14
		3		35	1	36
	63	1		8	0	8
		2		13	0	13
		3		21	2	23
		4		25	0	25
		5		4	0	4
	64	1		31	0	31
		2		36	0	36
		3		19	0	19
	65	1		20	0	20
		2		30	0	30
		3		30	0	30
		4		4	0	4
	66	1		14	0	14
		2		16	1	17
		3		23	0	23
		4		27	2	29
			Total	380	7	387
	STATE TOTAL					18,952	298

RI GENERAL ELECTION
November 3, 1998
GOVERNOR
JOHN PATRICK DEVINE (REF)

CITY/TOWN	REP VOTE	WARD	DIST	MACH	MAIL	TOTAL		
BARRINGTON	87	1		0	0	0	
		2		2	0	2	
		3		1	0	1	
	88	1		6	0	6	
		2		1	0	1	
		3		2	0	2	
		4		3	0	3	
		5		0	0	0	
	Total			16	0	16		
BRISTOL	90	1		2	0	2	
		2		2	0	2	
		3		5	0	5	
		4		3	0	3	
		5		2	0	2	
	91	1		2	0	2	
		2		3	0	3	
		3		1	0	1	
	93	4		1	0	1	
		1		0	0	0	
	Total			21	0	21		
BURRILLVILLE	15	4		1	0	1	
	60	1		9	0	9	
		2		6	0	6	
		5		7	2	9	
	61	3		14	0	14	
		3A		4	0	4	
		4		1	0	1	
	Total			42	2	44		
CENTRAL FALLS	72	1	1	1	1	0	1
		3	2	1	2	0	2
		5	3	1	7	0	7
		7	4	1	1	0	1
		9	5	1	0	0	0
	73	2	1	2	2	0	2
		4	2	2	2	0	2
		6	3	2	0	0	0
		8	4	2	3	0	3
	Total			18	0	18		
CHARLESTOWN	16	1		6	0	6	
	81	1		1	0	1	
		2		6	0	6	
		3		4	0	4	
		4		1	2	3	
	Total			18	2	20		
COVENTRY	24	1		2C	1	0	1
	31	1		5D	3	0	3
		2		5C	1	0	1
	39	1		3A	3	0	3

CITY/TOWN	REP	VOTE	WARD	DIST	MACH	MAIL	TOTAL	
COVENTRY (cont'd)	41	1		2D	6	0	6	
		2		2B	4	0	4	
		3		3B	5	0	5	
		4		3C	8	0	8	
		5		3D	4	0	4	
		6		2A	9	0	9	
	42	1		4A	3	0	3	
		2		4C	5	0	5	
		3		5A	5	0	5	
		4		5B	2	0	2	
		5		4B	4	0	4	
		6		4D	7	0	7	
	53	1		1A	5	0	5	
		2		1B	9	0	9	
		3		1C	3	0	3	
				Total		87	0	87
	CRANSTON	13	1	3	8	2	0	2
		21	1	2	7	2	0	2
2			3	1	0	0	0	
3			3	2	6	0	6	
4			3	3	4	0	4	
5			3	4	2	0	2	
6			3	6	0	0	0	
7			3	9	1	0	1	
22		1	3	5	1	0	1	
		2	3	7	1	0	1	
		3	5	1	0	0	0	
		4	5	3	2	0	2	
		5	5	4	4	0	4	
		6	5	5	4	0	4	
		7	5	7	0	0	0	
23		1	4	2	7	0	7	
		2	4	3	1	0	1	
		3	4	5	1	1	2	
		4	4	8	3	0	3	
		5	4	9	1	0	1	
		6	5	6	2	0	2	
		7	5	8	1	0	1	
		8	5	9	0	0	0	
24		1	4	1	8	0	8	
		2	4	4	1	0	1	
		3	4	7	2	0	2	
		4	6	3	4	0	4	
		5	6	4	3	0	3	
25		1	6	5	1	0	1	
		2,4	6	6,8	2	3	5	
		3	6	7	1	0	1	
26		1	2	4	3	1	4	
		2	2	5	3	0	3	
		3	2	6	3	0	3	
		4	4	6	0	0	0	
		5	5	2	3	0	3	
	6	6	1	5	0	5		
	7	6	2	1	0	1		
	8	6	9	2	0	2		
27	1	1	6	6	0	6		
	2	1	7	1	0	1		
	3	2	1	1	0	1		
	4	2	2	4	0	4		
	5	2	3	3	0	3		
	6	2	8	4	0	4		

CITY/TOWN	REP	VOTE	WARD	DIST	MACH	MAIL	TOTAL	
CRANSTON (cont'd)	28	1	1	1	3	0	3
		2	1	2	3	0	3
		3	1	3	1	0	1
		4	1	4	2	0	2
		5	1	5	3	0	3
		Total					118	5
CUMBERLAND	58	14			2	0	2
		15			0	0	0
		16			5	0	5
	67	4			1	0	1
		8			6	0	6
		10			2	0	2
		11			2	0	2
	68	12			4	0	4
		13			1	0	1
		2			6	0	6
		3			3	0	3
		5			4	0	4
	73	6			1	0	1
7				1	0	1	
9				8	0	8	
1				3	0	3	
Total					49	0	49	
EAST GREENWICH	31	6			4	1	5
		7			5	0	5
	43	1			3	2	5
		2			3	0	3
		3			2	1	3
		4			2	0	2
Total					21	4	25	
EAST PROVIDENCE	82	1			2	1	3
		1A			3	0	3
		2			0	1	1
	83	3			2	0	2
		4			4	0	4
		5			7	0	7
		7			5	0	5
		8			0	0	0
	84	9			1	0	1
		14			6	1	7
		15			4	0	4
		16			3	0	3
		19			2	0	2
		85	6			3	0
	10				4	0	4
	11				2	0	2
	85	12			1	0	1
	85	13			0	0	0
	86	17			7	0	7
		18			5	1	6
		20			4	0	4
		21			2	0	2
		87	22			7	0
23				5	0	5	
Total					79	4	83	

CITY/TOWN	REP	VOTE	WARD	DIST	MACH	MAIL	TOTAL
EXETER	31	3		7	0	7
	46	1		0	0	0
	52	2		1	0	1
		4		3	1	4
			Total			11	1
FOSTER	53	1		10	0	10
		2		10	0	10
			Total			20	0
GLOCESTER	15	1		12	0	12
		2		8	0	8
		3		7	0	7
		4		4	0	4
		5		9	0	9
		Total			40	0	40
HOPKINTON	16	1		1	0	1
		2		4	0	4
		3		2	0	2
		Total			7	0	7
JAMESTOWN	98	1		12	1	13
		2		7	0	7
		Total			19	1	20
JOHNSTON	11	4A		4	0	4
		5B		4	0	4
		5C		5	0	5
	12	2C		5	0	5
		3B		4	0	4
	55	1A		7	1	8
		1B		7	1	8
		2A		2	0	2
		2B		3	0	3
		2D		0	0	0
	56	3D		1	0	1
		3A		3	0	3
		3C		7	0	7
4B			0	0	0	
4C			4	0	4	
4D			1	0	1	
		5A		5	1	6
		Total			62	3	65
LINCOLN	58	1		5	0	5
		3		1	0	1
		4		9	0	9
	59	5		2	0	2
		6		4	0	4
		7		3	0	3
		8		2	1	3
	69	9		2	0	2
		10		1	0	1
		11		0	0	0
	74	12		2	0	2
		13		2	0	2
			Total			33	1
LITTLE COMPTON	94	1		10	0	10
		Total			10	0	10

CITY/TOWN	REP	VOTE	WARD	DIST	MACH	MAIL	TOTAL	
MIDDLETOWN	95	1			4	0	4
		2			2	0	2
		3			2	0	2
		4			4	0	4
	96	9			0	0	0
		99	5			5	0
	6				1	1	2
	7				0	0	0
	8				2	0	2
				Total		20	1	21
NARRAGANSETT	47	1			1	0	1
		2			0	0	0
		3			7	0	7
		4			6	1	7
	48	5			3	0	3
		6			4	1	5
		7			1	0	1
		8			2	0	2
			Total		24	2	26	
NEWPORT	97	1	2	4	0	0	0
		2	1	4	0	0	0
		3	2	3	2	0	2
		4	1	3	0	0	0
		5	2	2	5	0	5
		6	2	1	5	0	5
	98	1	1	1	1	0	1
		2	1	2	3	0	3
	99	1	3	2	2	0	2
		2	3	3	2	0	2
	100	1	3	1	0	0	0
		2	3	4	3	0	3
		3	4	1	4	1	5
		4	4	2	2	0	2
		5	4	3	3	1	4
		Limited			1	0	1
				Total		33	2	35
NEW SHOREHAM	81	1			4	1	5
						4	1	5
NORTH KINGSTOWN	44	1			8	0	8
		2			9	2	11
		3			6	0	6
		4			4	1	5
	45	6			10	0	10
		8			2	0	2
		9			6	0	6
		10			5	1	6
	46	11			11	0	11
		5			7	0	7
		7			8	0	8
			Total		76	4	80	

CITY/TOWN	REP	VOTE	WARD	DIST	MACH	MAIL	TOTAL	
NORTH PROVIDENCE	6	2E			4	0	4	
	10	3D			9	0	9	
		3E			3	0	3	
	11	1A			4	0	4	
		3A			8	0	8	
		3C			3	0	3	
	70	1B			8	0	8	
		1C			6	1	7	
		1D			7	0	7	
		3B			3	0	3	
	71	3F			2	3	5	
		1E			2	0	2	
		2A			6	0	6	
		2B			4	0	4	
		2C			5	0	5	
	74	3G			2	0	2	
		2D			1	0	1	
		Total				77	4	81
	NORTH SMITHFIELD	61	1			5	0	5
			5			6	0	6
62		2			6	0	6	
		3			1	0	1	
64		4			11	0	11	
Total				29	0	29		
PAWTUCKET	4	1	4	6	2	0	2	
		74	1	6	2	2	0	2
		2	6	4	4	0	4	
	75	1	5	2	7	0	7	
		2	6	5	3	0	3	
	76	3	5	1	10	0	10	
		1	4	1	3	0	3	
		2	4	5	0	0	0	
		3	5	3	2	0	2	
		4	5	4	3	0	3	
	77	5	6	3	1	1	2	
		6	6	6	0	0	0	
		1	4	3	2	0	2	
		2	4	4	7	0	7	
		3	3	1	3	0	3	
		4	3	5	3	0	3	
		5	3	6	1	0	1	
	78	1	6	1	2	0	2	
		2	1	2	1	0	1	
		3	4	2	5	1	6	
		4	2	1	1	0	1	
		5	3	4	0	0	0	
	79	1	1	3	2	0	2	
		2	1	4	3	0	3	
		3	1	5	1	1	2	
		4	1	1	5	0	5	
		5	2	3	3	0	3	
	80	6	2	2	2	0	2	
		1	2	6	7	0	7	
		2	2	5	6	0	6	
3		2	4	6	0	6		
82	4	3	2	1	1	2		
	1	3	3	4	1	5		
	Total				102	5	107	

CITY/TOWN	REP	VOTE	WARD	DIST	MACH	MAIL	TOTAL	
PORTSMOUTH	93	1			2	0	2
		2			1	0	1
		3			5	0	5
		4			2	0	2
		5			2	0	2
	94	6			2	0	2
		7			4	0	4
	96	8			3	1	4
		9			2	0	2
		10			3	0	3
		11			0	0	0
			Total		26	1	27	
PROVIDENCE	1	1	5	7	6	0	6
		2	4	6	4	0	4
		3	12	2	0	0	0
		4	12	6	1	0	1
		8	12	3	3	0	3
		11	14	7	1	0	1
		12	12	4	0	0	0
	2	13	12	1	0	0	0
		1	13	2	1	0	1
		2	11	1	1	0	1
		3	11	2	1	0	1
		4	1	5	4	0	4
	3	5	1	4	2	0	2
		3	3	7	0	0	0
		5	12	7	1	0	1
		6	2	8	1	0	1
		8	1	3	2	0	2
	4	9	1	2	1	0	1
		1	3	1	2	0	2
		2	2	1	4	2	6
		3	2	3	5	0	5
		4	2	7	1	0	1
		5	2	6	1	0	1
		6	1	1	2	0	2
	5	7	2	9	2	0	2
		10	2	4	0	0	0
		1	3	2	4	0	4
		2	3	3	2	0	2
		3	3	5	1	0	1
		5	3	4	0	0	0
	6	6	2	2	1	0	1
		7	4	5	0	0	0
		1	4	2	3	0	3
2		4	3	3	0	3	
7	4	4	1	3	0	3	
	5	14	1	0	0	0	
	1	5	2	3	0	3	
	2	5	3	2	0	2	
	3	5	8	2	0	2	
	4	5	5	2	0	2	
	5	5	9	5	1	6	
	6	12	10	1	0	1	
7	15	3	0	0	0		
8	6	5	0	0	0		
9	6	7	0	0	0		

CITY/TOWN	REP	VOTE	WARD	DIST	MACH	MAIL	TOTAL			
PROVIDENCE (cont'd)	8	1	14	4	4	0	4		
		2	14	8	0	0	0		
		3	14	5	4	0	4		
		4	14	6	1	0	1		
		5	5	1	0	0	0		
		6	14	2	1	0	1		
		7	14	3	1	0	1		
		8	5	4	1	0	1		
		9	9	1	7	3	1	0	1
				2	15	8	0	0	0
3	6			10	0	0	0		
4	15			11	3	0	3		
5	15			7	1	0	1		
7	13			8	3	1	4		
8	11			3	0	0	0		
11	8			2	0	0	0		
10	10	1	6	1	4	0	4		
		2	5	6	1	0	1		
		3	6	2	5	0	5		
		5	6	4	1	0	1		
12	12	1	7	2	2	0	2		
		2	7	4	4	1	5		
		3	15	10	1	0	1		
		4	6	3	0	0	0		
		5	6	9	2	0	2		
13	13	7	6	11	0	0	0		
		1	7	6	5	0	5		
		2	7	5	6	0	6		
14	14	3	15	12	5	0	5		
		1	15	9	1	0	1		
17	17	2	13	7	1	0	1		
		3	13	4	4	0	4		
		4	13	3	1	0	1		
		5	13	5	0	0	0		
		7	15	2	0	0	0		
		8	12	8	5	0	5		
		9	15	5	0	0	0		
		1	8	8	2	2	4		
		3	8	9	7	0	7		
18	18	4	8	10	0	0	0		
		5	8	7	1	0	1		
		6	8	5	0	0	0		
		7	15	13	0	0	0		
		8	8	1	0	0	0		
		1	11	8	1	0	1		
		2	9	2	2	1	3		
19	19	3	9	4	0	0	0		
		4	8	11	0	0	0		
		6	9	1	4	1	5		
		1	11	4	1	0	1		
		2	11	6	4	0	4		
20	20	3	10	1	2	1	3		
		4	11	5	1	0	1		
		5	11	7	0	0	0		
		1	10	2	1	0	1		
		2	10	3	2	0	2		
Total	Total	3	10	4	1	0	1		
		4	9	3	2	0	2		
						177	10	187		

CITY/TOWN	REP	VOTE	WARD	DIST	MACH	MAIL	TOTAL
RICHMOND	52	1			8	0	8
		2			1	0	1
		3			8	0	8
				Total		17	0
SCITUATE	54	1			4	0	4
		2			7	0	7
		3			7	2	9
		4			10	0	10
	5			3	0	3	
			Total	31	2	33	
SMITHFIELD	57	1			5	0	5
		2			8	0	8
		3			6	0	6
		4			4	0	4
	69	7			1	0	1
		5			7	0	7
		6			13	0	13
		8			1	0	1
		9			7	0	7
		10			1	0	1
			Total	53	0	53	
SOUTH KINGSTOWN	46	9			4	0	4
	47	2			5	0	5
	48	4			2	0	2
	49	11			2	0	2
		1			7	0	7
		3			3	0	3
	81	6			2	0	2
		7			3	0	3
		10			3	0	3
		5			4	0	4
81	8			5	1	6	
				Total	40	1	41
TIVERTON	92	1			4	0	4
		3			9	0	9
		4			7	0	7
		5			5	0	5
	94	6			1	0	1
		2			2	0	2
		7			0	0	0
			Total	28	0	28	
WARREN	89	1			5	0	5
		2			0	0	0
		3			1	0	1
		4			2	0	2
		5			1	0	1
	90	5A			1	0	1
		6			2	0	2
		1			0	0	0
		1A			0	0	0
			Total	12	0	12	
WARWICK	25	1	2	5	0	0	0
		2	3	4	0	0	0
		4	8	1	0	0	0
		5	8	2	1	0	1

CITY/TOWN	REP	VOTE	WARD	DIST	MACH	MAIL	TOTAL
WARWICK (cont'd)	28	1	1	1	2	3
	29	1	1	2	4	4
		2	1	3	6	6
		3	1	4	4	4
		4	2	6	1	1
		5	2	7	0	0
		6	4	5	3	3
		7	1	5	3	3
30	1	2	1	1	7	7
	2	2	2	2	6	6
	3	2	3	3	5	5
	4	2	4	4	7	7
	5	3	1	1	3	3
32	1	3	3	3	3	3
	2	4	1	1	7	7
	3	4	2	2	6	6
	4	4	3	3	2	3
	5	4	4	4	5	5
	6	5	6	6	1	1
33	1	4	6	6	2	2
	2	5	1	1	3	3
	3	5	2	2	10	11
	4	5	3	3	4	4
	5	5	4	4	6	6
	6	6	6	6	2	2
34	1	3	4	4	4	4
	2	6	1	1	10	10
	3	6	2	2	14	14
	4	6	3	3	2	3
	5	6	5	5	3	3
	6	5	5	5	1	1
35	1	3	5	5	6	6
	2	3	6	6	2	2
	3	6	4	4	4	4
	4	7	2	2	8	8
	5	7	3	3	2	2
	6	7	4	4	7	7
	7	8	8	8	0	0
36	1	9	1	1	1	1
	2	9	2	2	5	5
	3	9	3	3	1	1
	4	9	4	4	1	1
	5	9	6	6	0	0
	6	9	7	7	1	1
37	1	7	1	1	4	4
	2	8	3	3	1	1
	3	8	4	4	4	4
	4	8	5	5	1	1
	5	8	6	6	2	2
	6	8	7	7	0	0
	7	8	9	9	1	1
43	1	9	5	5	5	5
			Total			193	197

CITY/TOWN	REP	VOTE	WARD	DIST	MACH	MAIL	TOTAL
WESTERLY	16	5		1	0	1
	50	1		1	0	1
		2		4	0	4
		3		1	1	2
		4		3	0	3
		5		4	0	4
	51	1		6	0	6
		2		2	0	2
		3		2	0	2
		4		0	0	0
		5		0	0	0
		6		3	0	3
			Total			27	1
WEST GREENWICH	31	2		10	0	10
	52	1		1	1	2
		3		3	0	3
		Total			14	1	15
WEST WARWICK	38	1		5	1	6
		2		2	0	2
		3		4	0	4
		4		1	0	1
		5		2	0	2
		6		3	0	3
	39	1		2	0	2
		2		5	0	5
		3		1	0	1
		4		5	0	5
		5		4	0	4
		6		4	0	4
	40	1		2	1	3
		2		6	0	6
		3		2	0	2
		4		3	0	3
		5		0	0	0
		6		10	0	10
		Total			67	2	69
WOONSOCKET	62	1		2	0	2
		2		2	0	2
		3		5	0	5
	63	1		7	0	7
		2		0	0	0
		3		5	0	5
		4		3	0	3
		5		3	0	3
	64	1		5	0	5
		2		5	0	5
		3		7	0	7
	65	1		0	0	0
		2		5	0	5
		3		10	0	10
		4		2	0	2
	66	1		0	0	0
		2		0	6	6
		3		3	0	3
4			4	0	4	
		Total			68	6	74
STATE TOTAL					1,778	70	1,848

RI GENERAL ELECTION
November 3, 1998
LIEUTENANT GOVERNOR

CITY/TOWN	Bernard A. JACKVONY (REP)	Charles J. FOGARTY (DEM)	Jeffrey C. JOHNSON (GRE)	John M. CARLEVALE (REF)
BARRINGTON	3,585	2,479	191	140
BRISTOL	2,722	3,183	156	177
BURRILLVILLE	1,223	2,584	74	105
CENTRAL FALLS	667	1,597	37	58
CHARLESTOWN	1,242	1,019	104	76
COVENTRY	4,620	4,804	271	478
CRANSTON	13,312	13,015	561	817
CUMBERLAND	4,749	4,782	232	225
EAST GREENWICH	2,997	1,411	133	98
EAST PROVIDENCE	5,518	8,360	350	411
EXETER	892	732	69	62
FOSTER	760	750	68	66
GLOCESTER	1,001	2,050	53	69
HOPKINTON	954	901	106	83
JAMESTOWN	1,206	1,073	122	75
JOHNSTON	5,043	5,537	175	499
LINCOLN	4,308	3,146	152	204
LITTLE COMPTON	833	601	58	32
MIDDLETOWN	2,262	2,159	95	113
NARRAGANSETT	2,516	2,613	330	130
NEW SHOREHAM	341	419	60	17
NEWPORT	2,787	3,151	235	167
NORTH KINGSTOWN	4,667	3,509	394	343
NORTH PROVIDENCE	5,254	6,079	176	401
NORTH SMITHFIELD	1,903	2,068	84	85
PAWTUCKET	5,099	9,213	387	480
PORTSMOUTH	3,048	2,622	149	160
PROVIDENCE	10,549	18,556	1,480	809
RICHMOND	871	867	121	90
SCITUATE	2,173	1,529	119	123
SMITHFIELD	2,871	3,535	120	188
SOUTH KINGSTOWN	3,459	3,349	916	183
TIVERTON	1,766	2,191	103	97
WARREN	1,292	1,702	88	94
WARWICK	13,461	15,056	778	957
WEST GREENWICH	802	652	42	89
WEST WARWICK	3,443	3,911	152	294
WESTERLY	3,008	3,125	127	116
WOONSOCKET	3,180	5,203	165	193
STATE TOTALS	130,384	149,533	9,033	8,804

RI GENERAL ELECTION, November 3, 1998

LIEUTENANT GOVERNOR

Summary By County

COUNTY	CITY/TOWN	Bernard A. JACKVONY (REP)	Charles J. FOGARTY (DEM)	Jeffrey C. JOHNSON (GRE)	John M. CARLEVALE (REF)
<u>BRISTOL COUNTY</u>					
	BARRINGTON	3,585	2,479	191	140
	BRISTOL	2,722	3,183	156	177
	WARREN	1,292	1,702	88	94
	COUNTY TOTAL	7,599	7,364	435	411
<u>KENT COUNTY</u>					
	COVENTRY	4,620	4,804	271	478
	EAST GREENWICH	2,997	1,411	133	98
	WARWICK	13,461	15,056	778	957
	WEST GREENWICH	802	652	42	89
	WEST WARWICK	3,443	3,911	152	294
	COUNTY TOTAL	25,323	25,834	1,376	1,916
<u>NEWPORT COUNTY</u>					
	JAMESTOWN	1,206	1,073	122	75
	LITTLE COMPTON	833	601	58	32
	MIDDLETOWN	2,262	2,159	95	113
	NEWPORT	2,787	3,151	235	167
	PORTSMOUTH	3,048	2,622	149	160
	TIVERTON	1,766	2,191	103	97
	COUNTY TOTAL	11,902	11,797	762	644
<u>PROVIDENCE COUNTY</u>					
	BURRILLVILLE	1,223	2,584	74	105
	CENTRAL FALLS	667	1,597	37	58
	CRANSTON	13,312	13,015	561	817
	CUMBERLAND	4,749	4,782	232	225
	EAST PROVIDENCE	5,518	8,360	350	411
	FOSTER	760	750	68	66
	GLOCESTER	1,001	2,050	53	69
	JOHNSTON	5,043	5,537	175	499
	LINCOLN	4,308	3,146	152	204
	NORTH PROVIDENCE	5,254	6,079	176	401
	NORTH SMITHFIELD	1,903	2,068	84	85
	PAWTUCKET	5,099	9,213	387	480
	PROVIDENCE	10,549	18,556	1,480	809
	SCITUATE	2,173	1,529	119	123
	SMITHFIELD	2,871	3,535	120	188
	WOONSOCKET	3,180	5,203	165	193
	COUNTY TOTAL	67,610	88,004	4,233	4,733
<u>WASHINGTON COUNTY</u>					
	CHARLESTOWN	1,242	1,019	104	76
	EXETER	892	732	69	62
	HOPKINTON	954	901	106	83
	NARRAGANSETT	2,516	2,613	330	130
	NEW SHOREHAM	341	419	60	17
	NORTH KINGSTOWN	4,667	3,509	394	343
	RICHMOND	871	867	121	90
	SOUTH KINGSTOWN	3,459	3,349	916	183
	WESTERLY	3,008	3,125	127	116
	COUNTY TOTAL	17,950	16,534	2,227	1,100
STATE TOTALS		130,384	149,533	9,033	8,804

RI GENERAL ELECTION
November 3, 1998
Lieutenant Governor
BERNARD A. JACKVONY (REP)

CITY/TOWN	REP	VOTE	WARD	DIST	MACH	MAIL	TOTAL	
BARRINGTON	87	1		232	6	238	
		2		504	13	517	
		3		490	22	512	
	88	1		473	15	488	
		2		362	11	373	
		3		497	29	526	
		4		498	14	512	
		5		404	15	419	
				TOTAL		3,460	125	3,585
	BRISTOL	90	1		261	4	265
2				375	8	383	
3				449	9	458	
4				264	15	279	
5				250	4	254	
91		1		272	9	281	
		2		205	3	208	
		3		199	14	213	
		4		136	0	136	
93		1		233	5	238	
		Limited		7	0	7	
				TOTAL		2,651	71	2,722
BURRILLVILLE		15	4		73	0	73
	60		1	168	11	179	
		2		243	5	248	
		5		199	4	203	
	61	3		200	1	201	
		3A		139	2	141	
		4		176	2	178	
			TOTAL		1,198	25	1,223	
CENTRAL FALLS	72	1	1	1	47	3	50	
		3	2	1	29	0	29	
		5	3	1	72	4	76	
		7	4	1	38	0	38	
		9	5	1	160	5	165	
	73	2	1	2	52	0	52	
		4	2	2	123	8	131	
		6	3	2	18	0	18	
		8	4	2	105	3	108	
					TOTAL		644	23
CHARLESTOWN	16	1		191	3	194	
	81	1		152	0	152	
		2		342	13	355	
		3		271	8	279	
		4		259	3	262	
			TOTAL		1,215	27	1,242	
COVENTRY	24	1		2C	151	9	160	
	31	1		5D	367	10	377	
		2		5C	275	19	294	
	39	1		3A	116	1	117	
	41	1		2D	329	4	333	
		2		2B	163	6	169	
		3		3B	195	3	198	
4			3C	279	2	281		
	5		3D	218	1	219		
	6		2A	233	5	238		

CITY/TOWN	REP	VOTE	WARD	DIST	MACH	MAIL	TOTAL
COVENTRY (cont'd)	42	1		4A	112	2	114
		2		4C	284	5	289
		3		5A	195	3	198
		4		5B	167	3	170
		5		4B	215	3	218
		6		4D	248	4	252
	53	1		1A	266	7	273
		2		1B	312	10	322
		3		1C	395	3	398
	TOTAL					4,520	100
CRANSTON	13	1	3	8	214	15	229
	21	1	2	7	62	3	65
		2	3	1	188	12	200
		3	3	2	149	21	170
		4	3	3	305	9	314
		5	3	4	199	13	212
		6	3	6	340	11	351
	22	7	3	9	51	6	57
		1	3	5	13	0	13
		2	3	7	127	4	131
		3	5	1	39	4	43
		4	5	3	326	21	347
		5	5	4	383	18	401
		6	5	5	517	16	533
	23	7	5	7	46	3	49
		1	4	2	616	22	638
		2	4	3	593	29	622
		3	4	5	409	13	422
		4	4	8	121	7	128
		5	4	9	279	6	285
		6	5	6	160	9	169
		7	5	8	120	10	130
	24	8	5	9	273	4	277
		1	4	1	590	22	612
		2	4	4	372	7	379
		3	4	7	229	2	231
		4	6	3	316	13	329
	25	5	6	4	460	17	477
		1	6	5	440	20	460
		2,4	6	6,8	216	30	246
	26	3	6	7	38	0	38
		1	2	4	461	22	483
		2	2	5	135	3	138
		3	2	6	304	8	312
		4	4	6	41	2	43
		5	5	2	291	7	298
		6	6	1	400	17	417
		7	6	2	43	4	47
	27	8	6	9	266	10	276
		1	1	6	261	7	268
		2	1	7	250	13	263
		3	2	1	78	3	81
4		2	2	323	18	341	
5		2	3	333	9	342	
6		2	8	185	4	189	
1		1	1	181	6	187	
28	2	1	2	275	10	285	
	3	1	3	203	4	207	
	4	1	4	230	10	240	
	5	1	5	309	28	337	
	TOTAL					12,760	552

CITY/TOWN	REP	VOTE	WARD	DIST	MACH	MAIL	TOTAL
CUMBERLAND	58	14		516	9	525
		15		119	2	121
		16		346	2	348
	67	4		295	5	300
		8		383	2	385
		10		348	3	351
		11		405	9	414
		12		430	8	438
	68	13		101	0	101
		2		114	2	116
		3		205	3	208
		5		260	5	265
		6		344	6	350
73	7		252	6	258	
	9		384	4	388	
	1		180	1	181	
	TOTAL				4,682	67	4,749
EAST GREENWICH	31	6		450	9	459
		7		281	9	290
	43	1		360	9	369
		2		486	13	499
		3		415	27	442
		4		504	28	532
		5		377	21	398
	Limited		8	0	8	
TOTAL				2,881	116	2,997	
EAST PROVIDENCE	82	1		482	21	503
		1A		163	3	166
		2		302	10	312
	83	3		344	10	354
		4		122	6	128
		5		273	18	291
		7		155	6	161
		8		142	3	145
	84	9		25	0	25
		14		330	22	352
		15		287	3	290
		16		235	5	240
	85	19		162	4	166
		6		188	3	191
		10		175	7	182
		11		107	4	111
		12		77	1	78
	86	13		63	1	64
		17		148	5	153
18			331	15	346	
20			294	8	302	
87	21		302	5	307	
	22		443	16	459	
	23		190	2	192	
TOTAL				5,340	178	5,518	
EXETER	31	3		485	14	499
	46	1		44	0	44
	52	2		126	2	128
TOTAL	4		205	16	221	
	TOTAL				860	32	892

CITY/TOWN	REP	VOTE	WARD	DIST	MACH	MAIL	TOTAL	
FOSTER	53	1		373	5	378	
		2		373	9	382	
			TOTAL			746	14	760
GLOCESTER	15	1		202	1	203	
		2		241	9	250	
		3		140	6	146	
		4		111	3	114	
		5		280	8	288	
		TOTAL			974	27	1,001	
HOPKINTON	16	1		249	8	257	
		2		357	8	365	
		3		326	6	332	
		TOTAL			932	22	954	
JAMESTOWN	98	1		575	38	613	
		2		562	30	592	
		Limited		0	1	1	
		TOTAL			1,137	69	1,206	
JOHNSTON	11	4A		192	2	194	
		5B		369	6	375	
		5C		468	9	477	
	12	2C		173	8	181	
		3B		66	2	68	
	55	1A		382	10	392	
		1B		468	13	481	
		2A		392	18	410	
		2B		486	19	505	
		2D		37	0	37	
	56	3D		66	2	68	
		3A		223	1	224	
		3C		507	11	518	
		4B		494	18	512	
		4C		183	7	190	
		4D		47	1	48	
		5A		357	6	363	
		TOTAL			4,910	133	5,043	
LINCOLN	58	1		367	5	372	
		3		516	18	534	
	59	4		489	6	495	
		5		342	15	357	
		6		505	10	515	
			7		282	14	296
			8		451	4	455
	69	9		559	12	571	
		10		284	2	286	
	74	11		113	2	115	
		12		203	3	206	
			13		104	2	106
			TOTAL			4,215	93	4,308
LITTLE COMPTON	94	1		802	31	833	
		TOTAL			802	31	833	
MIDDLETOWN	95	1		168	6	174	
		2		126	7	133	
		3		289	11	300	
		4		285	24	309	
	96	9		99	1	100	
		5		311	17	328	
	99	6		214	29	243	
		7		320	13	333	
		8		327	15	342	
		TOTAL			2,139	123	2,262	

CITY/TOWN	REP	VOTE	WARD	DIST	MACH	MAIL	TOTAL
NARRAGANSETT	47	1		313	33	346
		2		287	21	308
		3		438	27	465
		4		300	16	316
	48	5		300	15	315
		6		329	8	337
		7		111	5	116
		8		306	7	313
				TOTAL		2,384	132
NEWPORT	97	1	2	4	17	0	17
		2	1	4	23	1	24
		3	2	3	110	3	113
		4	1	3	48	1	49
		5	2	2	268	9	277
		6	2	1	164	8	172
	98	1	1	1	236	12	248
		2	1	2	232	12	244
	99	1	3	2	220	6	226
		2	3	3	249	12	261
	100	1	3	1	99	7	106
		2	3	4	152	10	162
		3	4	1	196	14	210
		4	4	2	310	26	336
		5	4	3	324	14	338
		Limited		4	0	4
				TOTAL	2,652	135	2,787
NEW SHOREHAM	81	1		292	49	341
				TOTAL	292	49	341
NORTH KINGSTOWN	44	1		450	18	468
		2		489	24	513
		3		300	7	307
		4		368	18	386
	45	6		349	13	362
		8		391	15	406
		9		367	32	399
		10		295	13	308
		11		373	16	389
	46	5		644	27	671
		7		442	15	457
		Limited		1	0	1
				TOTAL	4,469	198	4,667
	NORTH PROVIDENCE	6	2E		302	6
10			3D	288	8	296
		3E		220	1	221
11		1A		172	6	178
		3A		316	5	321
		3C		34	1	35
70		1B		345	10	355
		1C		450	15	465
		1D		321	10	331
		3B		193	8	201
		3F		302	17	319
71		1E		320	9	329
		2A		613	4	617
		2B		348	11	359
		2C		373	6	379
		3G		267	4	271
74		2D		268	0	268
	Limited		1	0	1	
			TOTAL	5,133	121	5,254	

CITY/TOWN	REP	VOTE	WARD	DIST	MACH	MAIL	TOTAL
NORTH SMITHFIELD	61	1		433	8	441
		5		371	8	379
	62	2		371	17	388
		3		247	5	252
	64	4		435	7	442
		Limited			1	0
				TOTAL	1,858	45	1,903
PAWTUCKET	4	1	4	6	186	8	194
	74	1	6	2	41	0	41
		2	6	4	320	8	328
	75	1	5	2	96	1	97
		2	6	5	332	9	341
		3	5	1	95	1	96
	76	1	4	1	91	4	95
		2	4	5	83	3	86
		3	5	3	111	2	113
		4	5	4	139	3	142
		5	6	3	17	2	19
		6	6	6	21	0	21
	77	1	4	3	135	5	140
		2	4	4	133	10	143
		3	3	1	156	8	164
		4	3	5	161	7	168
		5	3	6	231	5	236
	78	1	6	1	42	5	47
		2	1	2	118	4	122
		3	4	2	120	3	123
		4	2	1	79	1	80
		5	3	4	45	1	46
	79	1	1	3	225	8	233
		2	1	4	147	8	155
		3	1	5	272	6	278
		4	1	1	84	0	84
		5	2	3	60	0	60
		6	2	2	44	2	46
	80	1	2	6	220	5	225
		2	2	5	288	4	292
		3	2	4	222	7	229
		4	3	2	271	6	277
82	1	3	3	363	15	378	
				TOTAL	4,948	151	5,099
PORTSMOUTH	93	1		197	8	205
		2		199	6	205
		3		314	9	323
		4		298	12	310
		5		39	2	41
	94	6		280	20	300
		7		243	12	255
	96	8		263	11	274
		9		371	17	388
		10		339	22	361
		11		374	11	385
		Limited			1	0
				TOTAL	2,918	130	3,048

CITY/TOWN	REP	VOTE	WARD	DIST	MACH	MAIL	TOTAL
PROVIDENCE	1	1	5	7	75	2	77
		2	4	6	48	7	55
		3	12	2	7	0	7
		4	12	6	60	1	61
		8	12	3	95	2	97
		11	14	7	57	0	57
		12	12	4	3	0	3
		13	12	1	1	0	1
	2	1	13	2	85	5	90
	2	11	1	80	1	81	
	3	11	2	17	4	21	
	4	1	5	168	4	172	
	5	1	4	131	11	142	
3	3	3	7	51	0	51	
	5	12	7	158	8	166	
	6	2	8	199	5	204	
	8	1	3	87	2	89	
	9	1	2	44	1	45	
4	1	3	1	67	2	69	
	2	2	1	355	15	370	
	3	2	3	472	8	480	
	4	2	7	137	5	142	
	5	2	6	91	4	95	
	6	1	1	63	10	73	
	7	2	9	44	1	45	
	10	2	4	126	3	129	
5	1	3	2	155	3	158	
	2	3	3	144	11	155	
	3	3	5	108	1	109	
	5	3	4	73	1	74	
	6	2	2	43	1	44	
	7	4	5	31	15	46	
6	1	4	2	342	12	354	
	2	4	3	232	13	245	
	4	4	1	346	25	371	
	5	14	1	12	0	12	
7	1	5	2	238	5	243	
	2	5	3	236	8	244	
	3	5	8	295	6	301	
	4	5	5	86	4	90	
	5	5	9	336	26	362	
	6	12	10	89	2	91	
	7	15	3	0	0	0	
	8	6	5	27	0	27	
	9	6	7	26	0	26	
8	1	14	4	201	3	204	
	2	14	8	25	0	25	
	3	14	5	310	5	315	
	4	14	6	41	0	41	
	5	5	1	33	2	35	
	6	14	2	144	3	147	
	7	14	3	181	4	185	
	8	5	4	96	1	97	
9	1	7	3	11	2	13	
	2	15	8	0	0	0	
	3	6	10	5	0	5	
	4	15	11	42	0	42	
	5	15	7	17	0	17	
	7	13	8	98	8	106	
	8	11	3	8	1	9	
	11	8	2	6	0	6	

CITY/TOWN	REP	VOTE	WARD	DIST	MACH	MAIL	TOTAL	
PROVIDENCE (cont'd)	10	1	6	1	247	21	268	
		2	5	6	128	2	130	
		3	6	2	217	3	220	
		5	6	4	143	2	145	
		12	1	7	2	134	5	139
			2	7	4	228	18	246
	3		15	10	14	10	24	
		4	6	3	15	2	17	
		5	6	9	35	13	48	
		7	6	11	2	0	2	
	13	1	7	6	263	30	293	
		2	7	5	160	19	179	
		3	15	12	233	13	246	
	14	1	15	9	8	0	8	
		2	13	7	100	1	101	
		3	13	4	151	21	172	
		4	13	3	81	16	97	
		5	13	5	117	11	128	
		7	15	2	2	0	2	
		8	12	8	67	1	68	
		9	15	5	34	0	34	
		17	1	8	8	49	13	62
	3		8	9	237	7	244	
	4		8	10	30	0	30	
		5	8	7	20	0	20	
		6	8	5	6	0	6	
		7	15	13	0	0	0	
	18	8	8	1	7	0	7	
		1	11	8	9	0	9	
		2	9	2	105	16	121	
		3	9	4	25	0	25	
		4	8	11	61	0	61	
		6	9	1	25	0	25	
	19	1	11	4	4	0	4	
		2	11	6	42	3	45	
		3	10	1	38	0	38	
		4	11	5	11	0	11	
		5	11	7	26	0	26	
		20	1	10	2	26	0	26
	2		10	3	54	0	54	
	3		10	4	83	0	83	
		4	9	3	62	0	62	
		Limited		2	0	2	
		TOTAL				10,059	490	10,549
	RICHMOND	52	1		351	4	355
2				220	3	223	
3				275	7	282	
Limited			11	0	11		
TOTAL				857	14	871		
SCITUATE	54	1		444	19	463	
		2		338	7	345	
		3		481	22	503	
		4		463	15	478	
		5		371	13	384	
TOTAL				2,097	76	2,173		

CITY/TOWN	REP	VOTE	WARD	DIST	MACH	MAIL	TOTAL
SMITHFIELD	57	1		364	7	371
		2		282	6	288
		3		307	6	313
		4		502	20	522
		7		140	6	146
	69	5		300	10	310
		6		402	8	410
		8		44	2	46
		9		290	18	308
		10		149	3	152
	Limited		5	0	5	
TOTAL					2,785	86	2,871
SOUTH KINGSTOWN	46	9		93	0	93
		2		294	9	303
	48	4		334	18	352
		11		183	4	187
	49	1		462	10	472
		3		505	14	519
		6		225	3	228
	81	7		249	9	258
		10		138	6	144
		5		461	24	485
		8		400	18	418
TOTAL					3,344	115	3,459
TIVERTON	92	1		309	13	322
		3		225	1	226
		4		288	5	293
		5		193	10	203
	94	6		136	4	140
		2		300	6	306
		7		259	17	276
		TOTAL					1,710
WARREN	89	1		111	2	113
		2		82	1	83
		3		109	2	111
		4		194	8	202
		5		363	14	377
	90	5A		69	2	71
		6		124	5	129
		1		137	6	143
		1A		63	0	63
		TOTAL					1,252
WARWICK	25	1	2	5	50	4	54
		2	3	2	93	1	94
		4	8	1	74	1	75
		5	8	2	46	2	48
	28	1	1	1	113	1	114
	29	1	1	2	309	6	315
		2	1	3	374	7	381
	3	1	4	468	16	484	
	4	2	6	51	0	51	
	5	2	7	27	0	27	
	6	4	5	196	2	198	
7	1	5	368	9	377		

CITY/TOWN	REP	VOTE	WARD	DIST	MACH	MAIL	TOTAL	
WARWICK (cont'd)	30	1	2	1	237	8	245	
		2	2	2	275	2	277	
		3	2	3	228	3	231	
		4	2	4	262	10	272	
		5	3	1	290	6	296	
	32	1	3	3	310	7	317	
		2	4	1	322	7	329	
		3	4	2	286	4	290	
		4	4	3	183	2	185	
		5	4	4	244	3	247	
		6	5	6	31	0	31	
	33	1	4	6	16	1	17	
		2	5	1	296	5	301	
		3	5	2	218	1	219	
		4	5	3	256	5	261	
		5	5	4	485	11	496	
		6	6	6	75	0	75	
	34	1	3	4	135	6	141	
		2	6	1	227	0	227	
		3	6	2	203	3	206	
		4	6	3	309	9	318	
		5	6	5	406	12	418	
		6	5	5	80	2	82	
	35	1	3	5	206	1	207	
		2	3	6	114	2	116	
		3	6	4	88	0	88	
		4	7	2	456	12	468	
		5	7	3	102	1	103	
		6	7	4	486	17	503	
		7	8	8	0	0	0	
	36	1	9	1	378	10	388	
		2	9	2	670	20	690	
		3	9	3	241	5	246	
		4	9	4	384	10	394	
		5	9	6	249	6	255	
		6	9	7	270	4	274	
	37	1	7	1	431	7	438	
		2	8	3	81	0	81	
		3	8	4	418	14	432	
		4	8	5	277	10	287	
		5	8	6	235	26	261	
		6	8	7	30	0	30	
		7	8	9	285	14	299	
43	1	9	5	196	6	202		
			TOTAL		13,140	321	13,461	
WESTERLY	16	5		87	2	89	
		50	1		190	7	197
			2		172	12	184
			3		136	10	146
			4		248	7	255
	5			276	15	291	
	51		1		256	10	266
		2		263	12	275	
		3		341	20	361	
		4		372	29	401	
		5		215	11	226	
		6		302	15	317	
				TOTAL		2,858	150	3,008

CITY/TOWN	REP	VOTE	WARD	DIST	MACH	MAIL	TOTAL	
WEST GREENWICH	31	2		227	4	231	
	52	1		294	7	301	
		3		266	4	270	
	TOTAL					787	15	802
WEST WARWICK	38	1		254	12	266	
		2		46	1	47	
		3		185	8	193	
		4		44	3	47	
		5		135	1	136	
		6		140	3	143	
	39	1		269	13	282	
		2		280	13	293	
		3		255	10	265	
		4		167	6	173	
		5		86	3	89	
		6		259	8	267	
	40	1		179	2	181	
		2		108	1	109	
		3		296	7	303	
		4		231	10	241	
		5		404	4	408	
		6					
	TOTAL					3,338	105	3,443
	WOONSOCKET	62	1		108	11	119
2				106	0	106	
3				170	3	173	
63		1		69	3	72	
		2		134	5	139	
		3		159	7	166	
		4		217	3	220	
		5		34	0	34	
64		1		229	6	235	
		2		291	5	296	
		3		175	5	180	
65		1		182	5	187	
		2		210	1	211	
		3		149	6	155	
		4		43	2	45	
66		1		154	2	156	
		2		166	7	173	
		3		269	4	273	
		4		235	5	240	
TOTAL					3,100	80	3,180	
STATE TOTAL					126,047	4,337	130,384	

RI GENERAL ELECTION
November 3, 1998
Lieutenant Governor
CHARLES J. FOGARTY (DEM)

CITY/TOWN	REP	VOTE	WARD	DIST	MACH	MAIL	TOTAL	
BARRINGTON	87	1		249	2	251	
		2		353	3	356	
		3		307	8	315	
	88	1		412	7	419	
		2		366	5	371	
		3		260	8	268	
		4		209	2	211	
		5		286	2	288	
				TOTAL		2,442	37	2,479
	BRISTOL	90	1		268	4	272
2				300	10	310	
3				309	11	320	
4				351	27	378	
5				267	1	268	
91		1		411	6	417	
		2		483	6	489	
		3		328	10	338	
		4		194	0	194	
93		1		192	3	195	
		Limited		2	0	2	
				TOTAL		3,105	78	3,183
BURRILLVILLE		15	4		121	0	121
	60	1		459	36	495	
		2		516	15	531	
		5		443	34	477	
	61	3		325	4	329	
		3A		242	1	243	
		4		378	10	388	
			TOTAL	2,484	100	2,584		
CENTRAL FALLS	72	1	1	1	107	5	112	
		3	2	1	58	9	67	
		5	3	1	225	5	230	
		7	4	1	93	1	94	
		9	5	1	276	3	279	
	73	2	1	2	125	2	127	
		4	2	2	231	22	253	
		6	3	2	114	2	116	
		8	4	2	317	2	319	
					TOTAL	1,546	51	1,597
CHARLESTOWN	16	1		249	1	250	
	81	1		141	1	142	
		2		206	2	208	
		3		213	3	216	
		4		199	4	203	
			TOTAL	1,008	11	1,019		
COVENTRY	24	1		2C	176	14	190	
	31	1		5D	262	3	265	
		2		5C	229	28	257	
	39	1		3A	111	2	113	
	41	1		2D	313	4	317	
		2		2B	205	1	206	
		3		3B	185	2	187	
		4		3C	342	1	343	
		5		3D	259	0	259	
		6		2A	283	1	284	

CITY/TOWN	REP	VOTE	WARD	DIST	MACH	MAIL	TOTAL
COVENTRY (cont'd)	42	1		4A	95	0	95
		2		4C	311	4	315
		3		5A	278	3	281
		4		5B	197	1	198
		5		4B	244	4	248
		6		4D	341	3	344
	53	1		1A	216	4	220
		2		1B	353	5	358
		3		1C	322	2	324
				TOTAL	4,722	82	4,804
	CRANSTON	13	1	3	8	275	12
21		1	2	7	84	3	87
		2	3	1	233	12	245
		3	3	2	253	10	263
		4	3	3	320	4	324
		5	3	4	254	2	256
		6	3	6	419	10	429
		7	3	9	102	3	105
22		1	3	5	24	0	24
		2	3	7	198	10	208
		3	5	1	79	1	80
		4	5	3	425	23	448
		5	5	4	402	8	410
		6	5	5	458	19	477
		7	5	7	39	3	42
23		1	4	2	442	6	448
		2	4	3	352	13	365
		3	4	5	358	15	373
		4	4	8	55	3	58
		5	4	9	114	2	116
		6	5	6	164	12	176
		7	5	8	121	7	128
		8	5	9	150	2	152
24		1	4	1	368	5	373
		2	4	4	346	7	353
		3	4	7	152	3	155
		4	6	3	336	16	352
		5	6	4	303	13	316
25		1	6	5	394	9	403
		2,4	6	6,8	195	59	254
		3	6	7	50	3	53
26		1	2	4	464	24	488
		2	2	5	176	6	182
		3	2	6	347	7	354
		4	4	6	33	3	36
		5	5	2	319	9	328
		6	6	1	243	6	249
		7	6	2	36	6	42
		8	6	9	161	9	170
27		1	1	6	334	6	340
		2	1	7	319	7	326
	3	2	1	154	1	155	
	4	2	2	398	15	413	
	5	2	3	451	12	463	
	6	2	8	182	9	191	
28	1	1	1	331	4	335	
	2	1	2	335	8	343	
	3	1	3	211	18	229	
	4	1	4	232	3	235	
	5	1	5	357	19	376	
			TOTAL	12,548	467	13,015	

CITY/TOWN	REP	VOTE	WARD	DIST	MACH	MAIL	TOTAL
CUMBERLAND	58	14		415	16	431
		15		135	1	136
		16		338	4	342
	67	4		423	5	428
		8		418	2	420
		10		288	0	288
		11		193	8	201
		12		306	20	326
	68	13		94	0	94
		2		198	3	201
		3		304	6	310
		5		303	4	307
		6		347	6	353
		7		189	2	191
73	9		414	2	416	
	1		329	9	338	
			TOTAL	4,694	88	4,782	
EAST GREENWICH	31	6		179	5	184
		7		140	3	143
	43	1		290	4	294
		2		183	5	188
		3		257	20	277
	4		169	6	175	
	5		145	3	148	
	Limited		2	0	2	
				TOTAL	1,365	46	1,411
	EAST PROVIDENCE	82	1		444	8
1A				201	3	204
2				473	19	492
3				248	8	256
83		4		307	12	319
		5		496	26	522
		7		372	7	379
84		8		332	6	338
		9		81	1	82
		14		465	38	503
		15		491	7	498
85		16		348	14	362
		19		207	4	211
		6		375	8	383
		10		411	16	427
		11		257	3	260
		12		154	2	156
		13		186	0	186
86		17		313	3	316
		18		434	24	458
		20		410	14	424
		21		431	7	438
87		22		445	6	451
	23		237	6	243	
			TOTAL	8,118	242	8,360	
EXETER	31	3		410	4	414
	46	1		39	1	40
	52	2		121	2	123
	4			150	5	155
			TOTAL	720	12	732	

CITY/TOWN	REP	VOTE	WARD	DIST	MACH	MAIL	TOTAL
FOSTER	53	1		392	9	401
		2		338	11	349
			TOTAL		730	20	750
GLOCESTER	15	1		412	17	429
		2		476	5	481
		3		372	11	383
		4		200	2	202
		5		538	14	552
	Limited		3	0	3	
		TOTAL		2,001	49	2,050	
HOPKINTON	16	1		249	1	250
		2		350	6	356
		3		287	8	295
		TOTAL		886	15	901	
JAMESTOWN	98	1		475	20	495
		2		552	26	578
		TOTAL		1,027	46	1,073	
JOHNSTON	11	4A		278	2	280
		5B		381	4	385
		5C		441	15	456
	12	2C		226	11	237
		3B		93	2	95
	55	1A		467	18	485
		1B		589	46	635
		2A		352	14	366
		2B		385	30	415
		2D		56	2	58
	56	3D		73	1	74
		3A		341	8	349
		3C		566	25	591
		4B		489	8	497
		4C		180	9	189
4D			74	0	74	
		5A		344	7	351
		TOTAL		5,335	202	5,537	
LINCOLN	58	1		486	3	489
		3		419	19	438
	59	4		278	6	284
		5		236	1	237
		6		323	8	331
		7		264	6	270
		8		317	2	319
	69	9		301	6	307
		10		148	3	151
	74	11		89	0	89
		12		169	0	169
		13		62	0	62
			TOTAL		3,092	54	3,146
LITTLE COMPTON	94	1		582	19	601
		TOTAL		582	19	601	
MIDDLETOWN	95	1		196	6	202
		2		164	8	172
		3		287	4	291
		4		253	14	267
96	9		109	1	110	
99	5		323	8	331	
	6		196	19	215	
	7		307	7	314	
	8		253	4	257	
		TOTAL		2,088	71	2,159	

CITY/TOWN	REP	VOTE	WARD	DIST	MACH	MAIL	TOTAL	
NARRAGANSETT	47	1		300	24	324	
		2		280	11	291	
		3		409	18	427	
		4		346	27	373	
	48	5		321	13	334	
		6		412	15	427	
		7		163	1	164	
		8		271	2	273	
	TOTAL					2,502	111	2,613
NEWPORT	97	1	2	4	32	1	33	
		2	1	4	54	5	59	
		3	2	3	131	1	132	
		4	1	3	57	1	58	
		5	2	2	328	16	344	
		6	2	1	284	14	298	
	98	1	1	1	329	11	340	
		2	1	2	299	6	305	
	99	1	3	2	223	10	233	
		2	3	3	219	6	225	
	100	1	3	1	80	5	85	
		2	3	4	148	14	162	
		3	4	1	261	12	273	
		4	4	2	228	9	237	
		5	4	3	345	14	359	
Limited			8	0	8		
TOTAL					3,026	125	3,151	
NEW SHOREHAM	81	1		355	64	419	
		TOTAL					355	64
NORTH KINGSTOWN	44	1		332	4	336	
		2		290	17	307	
		3		330	6	336	
		4		346	14	360	
	45	6		245	11	256	
		8		251	11	262	
		9		291	23	314	
		10		260	7	267	
		11		304	7	311	
	46	5		408	10	418	
		7		334	8	342	
	TOTAL					3,391	118	3,509
	NORTH PROVIDENCE	6	2E		359	3	362
			10	3D		320	12
3E					239	2	241
11		1A		297	8	305	
		3A		496	9	505	
		3C		49	0	49	
70		1B		515	10	525	
		1C		471	12	483	
		1D		448	20	468	
		3B		270	6	276	
71		3F		367	36	403	
		1E		318	6	324	
		2A		450	4	454	
		2B		368	11	379	
		2C		387	0	387	
74		3G		314	3	317	
		2D		264	5	269	
	TOTAL					5,932	147	6,079

CITY/TOWN	REP	VOTE	WARD	DIST	MACH	MAIL	TOTAL	
NORTH SMITHFIELD	61	1		504	5	509	
		5		393	5	398	
	62	2		386	44	430	
		3		247	4	251	
	64	4		479	1	480	
	TOTAL					2,009	59	2,068
PAWTUCKET	4	1	4	6	230	3	233	
	74	1	6	2	184	3	187	
		2	6	4	534	7	541	
	75	1	5	2	256	9	265	
		2	6	5	391	5	396	
		3	5	1	275	0	275	
	76	1	4	1	228	0	228	
		2	4	5	180	3	183	
		3	5	3	230	2	232	
		4	5	4	332	7	339	
		5	6	3	99	3	102	
		6	6	6	16	0	16	
	77	1	4	3	264	2	266	
		2	4	4	319	28	347	
		3	3	1	254	10	264	
		4	3	5	283	4	287	
		5	3	6	393	8	401	
	78	1	6	1	208	8	216	
		2	1	2	237	4	241	
		3	4	2	243	4	247	
		4	2	1	226	7	233	
		5	3	4	83	1	84	
		79	1	1	3	414	10	424
			2	1	4	303	6	309
			3	1	5	436	7	443
	4		1	1	165	3	168	
	5		2	3	90	1	91	
	80	6	2	2	73	5	78	
		1	2	6	386	1	387	
		2	2	5	366	12	378	
		3	2	4	430	4	434	
		4	3	2	463	7	470	
82	1	3	3	413	32	445		
Limited			3	0	3		
TOTAL					9,007	206	9,213	
PORTSMOUTH	93	1		267	11	278	
		2		305	10	315	
	94	3		264	11	275	
		4		326	8	334	
		5		43	1	44	
	6		182	11	193		
	7		209	5	214		
	96	8		240	13	253	
		9		281	10	291	
		10		225	14	239	
		11		177	9	186	
TOTAL					2,519	103	2,622	

CITY/TOWN	REP	VOTE	WARD	DIST	MACH	MAIL	TOTAL
PROVIDENCE	1	1	5	7	156	4	160
		2	4	6	126	20	146
		3	12	2	25	0	25
		4	12	6	167	2	169
		8	12	3	269	1	270
		11	14	7	56	0	56
		12	12	4	5	0	5
	13	12	1	6	0	6	
	2	1	13	2	110	7	117
		2	11	1	93	1	94
		3	11	2	81	15	96
		4	1	5	282	0	282
		5	1	4	399	29	428
	3	3	3	7	149	1	150
		5	12	7	196	7	203
		6	2	8	277	3	280
		8	1	3	115	5	120
		9	1	2	79	1	80
	4	1	3	1	111	0	111
		2	2	1	313	25	338
		3	2	3	458	7	465
		4	2	7	170	6	176
		5	2	6	161	5	166
		6	1	1	132	5	137
		7	2	9	62	1	63
	5	10	2	4	159	2	161
		1	3	2	353	7	360
		2	3	3	400	15	415
		3	3	5	445	2	447
		5	3	4	175	3	178
		6	2	2	76	1	77
		7	4	5	98	36	134
	6	1	4	2	388	11	399
		2	4	3	298	12	310
		4	4	1	340	48	388
		5	14	1	19	0	19
	7	1	5	2	191	3	194
		2	5	3	197	5	202
		3	5	8	361	12	373
		4	5	5	116	2	118
		5	5	9	463	49	512
		6	12	10	147	2	149
7		15	3	7	0	7	
8		6	5	56	1	57	
8	9	6	7	89	1	90	
	1	14	4	193	6	199	
	2	14	8	23	1	24	
	3	14	5	332	1	333	
	4	14	6	24	0	24	
	5	5	1	26	0	26	
	6	14	2	180	3	183	
	7	14	3	241	8	249	
9	8	5	4	144	5	149	
	1	7	3	64	0	64	
	2	15	8	0	0	0	
	3	6	10	27	2	29	
	4	15	11	121	1	122	
	5	15	7	73	0	73	
	7	13	8	307	12	319	
	8	11	3	66	7	73	
	11	8	2	35	0	35	

CITY/TOWN	REP	VOTE	WARD	DIST	MACH	MAIL	TOTAL	
PROVIDENCE (cont'd)	10	1	6	1	370	23	393	
		2	5	6	143	4	147	
		3	6	2	323	8	331	
		5	6	4	239	9	248	
	12	1	7	2	184	6	190	
		2	7	4	425	19	444	
		3	15	10	31	19	50	
		4	6	3	53	1	54	
		5	6	9	150	15	165	
		7	6	11	8	0	8	
		13	1	7	6	351	35	386
		2	7	5	349	14	363	
		3	15	12	427	15	442	
	14	1	15	9	52	0	52	
		2	13	7	198	6	204	
		3	13	4	131	3	134	
		4	13	3	139	15	154	
		5	13	5	218	2	220	
		7	15	2	7	1	8	
		8	12	8	135	1	136	
		9	15	5	60	0	60	
		17	1	8	8	306	41	347
	3		8	9	422	9	431	
	4		8	10	80	1	81	
	5		8	7	110	3	113	
	6		8	5	27	0	27	
	7		15	13	10	0	10	
	8		8	1	26	0	26	
	18		1	11	8	58	2	60
		2	9	2	585	30	615	
		3	9	4	56	0	56	
		4	8	11	83	0	83	
		6	9	1	150	4	154	
	19	1	11	4	27	0	27	
		2	11	6	300	9	309	
		3	10	1	306	0	306	
		4	11	5	23	0	23	
		5	11	7	101	2	103	
	20	1	10	2	198	0	198	
		2	10	3	202	0	202	
		3	10	4	249	3	252	
		4	9	3	302	5	307	
		Limited		2	0	2	
			TOTAL		17,848	708	18,556	
	RICHMOND	52	1		320	6	326
			2		223	5	228
			3		290	9	299
		Limited		14	0	14	
		TOTAL		847	20	867		
SCITUATE	54	1		300	7	307	
		2		262	2	264	
		3		310	5	315	
		4		363	7	370	
		5		272	1	273	
		TOTAL		1,507	22	1,529		

CITY/TOWN	REP	VOTE	WARD	DIST	MACH	MAIL	TOTAL
SMITHFIELD	57	1		458	7	465
		2		380	10	390
		3		489	3	492
		4		644	25	669
	69	7		113	1	114
		5		324	16	340
		6		487	6	493
		8		54	0	54
		9		347	20	367
		10		149	0	149
		Limited		2	0	2
			TOTAL	3,447	88	3,535	
SOUTH KINGSTOWN	46	9		94	0	94
	47	2		277	7	284
	48	4		353	12	365
		11		142	4	146
	49	1		477	13	490
		3		445	19	464
		6		281	7	288
		7		248	5	253
	81	10		146	4	150
		5		415	8	423
8			382	10	392	
			TOTAL	3,260	89	3,349	
TIVERTON	92	1		265	7	272
		3		376	1	377
		4		377	4	381
		5		368	14	382
	94	6		267	4	271
		2		267	4	271
		7		232	5	237
			TOTAL	2,152	39	2,191	
WARREN	89	1		153	3	156
		2		111	5	116
		3		146	12	158
		4		284	27	311
		5		373	11	384
	90	5A		183	9	192
		6		191	6	197
		1		92	3	95
		1A		92	1	93
			TOTAL	1,625	77	1,702	
WARWICK	25	1	2	5	77	0	77
		2	3	2	91	7	98
		4	8	1	121	2	123
		5	8	2	96	7	103
		28	1	1	1	156	2
	29	1	1	2	360	7	367
		2	1	3	454	8	462
		3	1	4	385	5	390
		4	2	6	45	0	45
		5	2	7	43	1	44
	30	6	4	5	202	6	208
		7	1	5	378	6	384
		1	2	1	310	5	315
		2	2	2	392	3	395
		3	2	3	300	3	303
4	2	4	378	9	387		
5	3	1	353	6	359		

CITY/TOWN	REP	VOTE	WARD	DIST	MACH	MAIL	TOTAL	
WARWICK (cont'd)	32	1	3	3	399	3	402	
		2	4	1	402	0	402	
		3	4	2	372	17	389	
		4	4	3	237	2	239	
		5	4	4	375	4	379	
		6	5	6	83	2	85	
	33	1	4	6	21	2	23	
		2	5	1	401	7	408	
		3	5	2	272	7	279	
		4	5	3	370	8	378	
		5	5	4	416	10	426	
		6	6	6	143	3	146	
	34	1	3	4	203	9	212	
		2	6	1	366	4	370	
		3	6	2	393	5	398	
		4	6	3	355	9	364	
		5	6	5	392	5	397	
		6	5	5	118	1	119	
	35	1	3	5	315	10	325	
		2	3	6	209	4	213	
		3	6	4	145	3	148	
		4	7	2	634	19	653	
		5	7	3	99	3	102	
		6	7	4	501	8	509	
	36	7	8	8	3	0	3	
		1	9	1	305	14	319	
		2	9	2	399	10	409	
		3	9	3	305	6	311	
		4	9	4	220	9	229	
		5	9	6	188	5	193	
	37	6	9	7	235	3	238	
		1	7	1	328	9	337	
		2	8	3	70	3	73	
		3	8	4	392	17	409	
		4	8	5	244	4	248	
		5	8	6	237	19	256	
	43	6	8	7	42	0	42	
		7	8	9	298	6	304	
		1	9	5	98	3	101	
		TOTAL				14,726	330	15,056
		WESTERLY	16	5	136	4	140
				50	1	305	12
	2				288	6	294
	3				182	8	190
	4				260	14	274
	5			352	13	365	
	51		1	227	14	241	
			2	337	11	348	
			3	281	9	290	
			4	238	10	248	
			5	178	2	180	
			6	232	6	238	
	TOTAL				3,016	109	3,125	
	WEST GREENWICH	31	2	220	5	225	
			52	1	257	0	257
		3		167	3	170	
	TOTAL				644	8	652	

CITY/TOWN	REP	VOTE	WARD	DIST	MACH	MAIL	TOTAL
WEST WARWICK	38	1		333	14	347
		2		53	0	53
		3		258	11	269
		4		66	0	66
		5		195	2	197
		6		165	4	169
	39	1		325	14	339
		2		330	6	336
		3		271	7	278
		4		244	8	252
		5		120	2	122
	40	1		235	3	238
		2		230	2	232
		3		113	3	116
		4		273	6	279
		5		257	2	259
		6		356	3	359
	TOTAL					3,824	87
WOONSOCKET	62	1		221	29	250
		2		219	3	222
		3		255	4	259
	63	1		248	9	257
		2		170	3	173
		3		321	5	326
		4		251	0	251
		5		93	0	93
	64	1		394	30	424
		2		387	10	397
		3		314	2	316
	65	1		286	2	288
		2		336	2	338
		3		312	1	313
		4		78	0	78
	66	1		217	3	220
		2		274	28	302
		3		263	3	266
4			419	11	430	
TOTAL					5,058	145	5,203
STATE TOTAL					145,188	4,345	149,533

RI GENERAL ELECTION
November 3, 1998
Lieutenant Governor
JEFFREY C. JOHNSON (IND)

CITY/TOWN	REP	VOTE	WARD	DIST	MACH	MAIL	TOTAL	
BARRINGTON	87	1		22	1	23	
		2		32	1	33	
		3		25	0	25	
	88	1		24	0	24	
		2		20	0	20	
		3		25	0	25	
		4		17	0	17	
		5		24	0	24	
			TOTAL			189	2	191
	BRISTOL	90	1		14	0	14
2				21	0	21	
3				24	0	24	
4				16	0	16	
5				16	0	16	
91		1		16	0	16	
		2		23	0	23	
		3		10	0	10	
		4		6	0	6	
93		1		9	0	9	
		Limited		1	0	1	
			TOTAL			156	0	156
BURRILLVILLE		15	4		5	0	5
	60	1		10	0	10	
		2		16	0	16	
		5		13	1	14	
	61	3		14	0	14	
		3A		9	0	9	
		4		6	0	6	
			TOTAL			73	1	74
CENTRAL FALLS	72	1	1	1	2	0	2	
		3	2	1	0	0	0	
		5	3	1	3	1	4	
		7	4	1	2	0	2	
	73	9	5	1	8	1	9	
		2	1	2	2	0	2	
		4	2	2	9	1	10	
		6	3	2	1	0	1	
		8	4	2	7	0	7	
			TOTAL			34	3	37
	CHARLESTOWN	16	1		21	1	22
81		1		29	0	29	
		2		16	0	16	
		3		13	0	13	
		4		24	0	24	
			TOTAL			103	1	104
COVENTRY	24	1		2C	10	0	10	
	31	1		5D	11	0	11	
		2		5C	8	0	8	
	39	1		3A	7	0	7	
	41	1		2D	13	0	13	
		2		2B	15	0	15	
		3		3B	6	0	6	
		4		3C	19	0	19	
		5		3D	10	0	10	
		6		2A	9	0	9	

CITY/TOWN	REP	VOTE	WARD	DIST	MACH	MAIL	TOTAL
COVENTRY (cont'd)	42	1		4A	8	0	8
		2		4C	19	0	19
		3		5A	8	0	8
		4		5B	8	0	8
		5		4B	14	0	14
		6		4D	22	0	22
	53	1		1A	21	1	22
		2		1B	29	1	30
		3		1C	32	0	32
			TOTAL		269	2	271
CRANSTON	13	1	3	8	7	0	7
	21	1	2	7	1	0	1
		2	3	1	4	0	4
		3	3	2	7	0	7
		4	3	3	6	0	6
		5	3	4	7	0	7
		6	3	6	7	0	7
		7	3	9	2	0	2
	22	1	3	5	1	0	1
		2	3	7	6	0	6
		3	5	1	2	0	2
		4	5	3	11	0	11
		5	5	4	12	0	12
		6	5	5	21	0	21
		7	5	7	3	0	3
	23	1	4	2	11	0	11
		2	4	3	9	0	9
		3	4	5	20	2	22
		4	4	8	4	0	4
		5	4	9	6	0	6
		6	5	6	7	0	7
		7	5	8	2	0	2
		8	5	9	6	0	6
	24	1	4	1	27	1	28
		2	4	4	6	0	6
		3	4	7	6	0	6
		4	6	3	13	0	13
		5	6	4	8	0	8
	25	1	6	5	14	0	14
		2,4	6	6,8	2	4	6
		3	6	7	1	0	1
	26	1	2	4	27	0	27
		2	2	5	7	1	8
		3	2	6	17	1	18
		4	4	6	2	0	2
		5	5	2	12	0	12
		6	6	1	9	0	9
		7	6	2	0	0	0
		8	6	9	3	0	3
	27	1	1	6	16	0	16
		2	1	7	20	0	20
		3	2	1	2	0	2
4		2	2	13	0	13	
5		2	3	18	0	18	
6		2	8	6	0	6	
28	1	1	1	35	0	35	
	2	1	2	45	0	45	
	3	1	3	27	0	27	
	4	1	4	27	2	29	
	5	1	5	23	2	25	
		TOTAL		548	13	561	

CITY/TOWN	REP	VOTE	WARD	DIST	MACH	MAIL	TOTAL
CUMBERLAND	58	14		20	0	20
		15		2	0	2
		16		11	0	11
	67	4		20	0	20
		8		30	0	30
		10		15	0	15
		11		20	1	21
		12		21	1	22
	68	13		5	0	5
		2		8	0	8
		3		11	0	11
		5		13	0	13
		6		11	1	12
		7		9	0	9
		9		22	0	22
73	1		11	0	11	
		TOTAL		229	3	232	
EAST GREENWICH	31	6		22	1	23
		7		17	0	17
	43	1		32	0	32
		2		15	0	15
		3		16	0	16
		4		12	0	12
		5		17	0	17
	Limited			1	0	1
		TOTAL		132	1	133	
EAST PROVIDENCE	82	1		30	0	30
		1A		7	1	8
		2		15	0	15
	83	3		16	1	17
		4		8	0	8
		5		13	0	13
		7		12	0	12
		8		10	0	10
	84	9		0	0	0
		14		16	1	17
		15		20	0	20
		16		11	0	11
		19		5	1	6
		85	6		14	0
	86	10		16	1	17
		11		7	0	7
		12		4	0	4
		13		8	0	8
		17		29	0	29
		18		23	0	23
		20		24	2	26
	87	21		22	0	22
		22		18	0	18
23			15	0	15	
			TOTAL		343	7	350
EXETER	31	3		37	0	37
	46	1		5	0	5
	52	2		12	0	12
		4		15	0	15
		TOTAL		69	0	69	
FOSTER	53	1		38	2	40
		2		28	0	28
			TOTAL		66	2	68

CITY/TOWN	REP	VOTE	WARD	DIST	MACH	MAIL	TOTAL
GLOCESTER	15	1		10	1	11
		2		17	0	17
		3		6	0	6
		4		7	0	7
		5		12	0	12
		TOTAL			52	1	53
HOPKINTON	16	1		25	2	27
		2		38	0	38
		3		41	0	41
		TOTAL			104	2	106
JAMESTOWN	98	1		66	2	68
		2		52	2	54
		TOTAL			118	4	122
JOHNSTON	11	4A		7	0	7
		5B		14	1	15
		5C		14	0	14
	12	2C		12	1	13
		3B		2	0	2
	55	1A		17	0	17
		1B		19	0	19
		2A		10	1	11
		2B		21	1	22
		2D		1	0	1
	56	3D		2	1	3
		3A		9	0	9
		3C		12	0	12
		4B		12	0	12
4C			8	0	8	
		4D		2	1	3
		5A		7	0	7
		TOTAL			169	6	175
LINCOLN	58	1		11	0	11
		3		16	2	18
	59	4		22	0	22
		5		19	0	19
		6		17	0	17
		7		14	0	14
		8		15	1	16
	69	9		10	1	11
		10		7	0	7
		11		5	0	5
	74	12		11	0	11
		13		1	0	1
			TOTAL			148	4
LITTLE COMPTON	94	1		57	1	58
		TOTAL			57	1	58
MIDDLETOWN	95	1		3	0	3
		2		4	0	4
		3		10	1	11
		4		7	0	7
	96	9		3	0	3
		99	5		25	0
	6			12	2	14
	7		9	1	10	
8		17	1	18		
		TOTAL			90	5	95

CITY/TOWN	REP	VOTE	WARD	DIST	MACH	MAIL	TOTAL	
NARRAGANSETT	47	1		29	0	29	
		2		34	0	34	
		3		54	2	56	
		4		46	0	46	
	48	5		41	1	42	
		6		57	2	59	
		7		22	0	22	
		8		42	0	42	
		TOTAL			325	5	330	
	NEWPORT	97	1		1	0	1
2				3	1	4	
3				10	1	11	
4				4	0	4	
5				32	1	33	
98		6		19	1	20	
		1		22	0	22	
99		2		18	1	19	
		1		33	0	33	
100		2		9	0	9	
		1		7	0	7	
		2		6	0	6	
		3		27	0	27	
		4		16	1	17	
		5		18	2	20	
		Limited		2	0	2	
		TOTAL			227	8	235	
NEW SHOREHAM	81	1		52	8	60	
		TOTAL			52	8	60	
NORTH KINGSTOWN	44	1		35	0	35	
		2		37	0	37	
		3		25	0	25	
		4		30	0	30	
	45	6		37	1	38	
		8		41	1	42	
		9		52	0	52	
		10		26	3	29	
		11		27	0	27	
	46	5		45	2	47	
		7		28	2	30	
				2	0	2	
		TOTAL			385	9	394	
	NORTH PROVIDENCE	6	2E		8	0	8
10			3D		16	0	16
			3E		5	0	5
11		1A		7	0	7	
		3A		13	0	13	
		3C		0	0	0	
		1B		20	0	20	
		1C		10	0	10	
		1D		18	1	19	
71		3B		9	0	9	
		3F		16	1	17	
		1E		4	0	4	
		2A		13	0	13	
		2B		10	0	10	
74		2C		12	0	12	
	3G		4	0	4		
	2D		9	0	9		
	TOTAL			174	2	176		

CITY/TOWN	REP	VOTE	WARD	DIST	MACH	MAIL	TOTAL
NORTH SMITHFIELD	61	1		20	0	20
		5		20	0	20
	62	2		12	0	12
		3		11	0	11
	64	4		21	0	21
		TOTAL			84	0	84
PAWTUCKET	4	1	4	6	30	0	30
	74	1	6	2	8	0	8
		2	6	4	22	0	22
	75	1	5	2	10	0	10
		2	6	5	24	0	24
	76	3	5	1	5	0	5
		1	4	1	8	1	9
		2	4	5	11	0	11
		3	5	3	21	0	21
		4	5	4	18	0	18
		5	6	3	6	1	7
	77	6	6	6	0	0	0
		1	4	3	12	1	13
		2	4	4	5	1	6
		3	3	1	8	0	8
		4	3	5	8	0	8
		5	3	6	13	0	13
		78	1	6	1	1	0
	79	2	1	2	11	0	11
		3	4	2	15	0	15
		4	2	1	6	0	6
		5	3	4	4	0	4
1		1	3	13	0	13	
2		1	4	10	0	10	
3		1	5	18	1	19	
4		1	1	9	0	9	
80	5	2	3	2	0	2	
	6	2	2	6	0	6	
	1	2	6	10	0	10	
	2	2	5	17	1	18	
	3	2	4	17	0	17	
82	4	3	2	18	1	19	
	1	3	3	14	0	14	
		TOTAL			380	7	387
PORTSMOUTH	93	1		17	0	17
		2		22	0	22
		3		18	1	19
		4		11	2	13
		5		2	2	4
	94	6		6	1	7
		7		7	0	7
	96	8		7	0	7
		9		17	0	17
		10		14	0	14
		11		22	0	22
	TOTAL			143	6	149	
PROVIDENCE	1	1	5	7	9	0	9
		2	4	6	1	0	1
		3	12	2	5	0	5
		4	12	6	19	0	19
		8	12	3	12	0	12
		11	14	7	5	0	5
		12	12	4	0	0	0
	13	12	1	0	0	0	

CITY/TOWN	REP	VOTE	WARD	DIST	MACH	MAIL	TOTAL
PROVIDENCE (cont'd)	2	1	13	2	9	1	10
		2	11	1	10	0	10
		3	11	2	7	0	7
		4	1	5	54	1	55
		5	1	4	83	2	85
	3	3	3	7	17	1	18
		5	12	7	43	1	44
		6	2	8	98	1	99
		8	1	3	63	0	63
		9	1	2	45	0	45
	4	1	3	1	21	0	21
		2	2	1	35	3	38
		3	2	3	56	0	56
		4	2	7	28	0	28
		5	2	6	35	0	35
		6	1	1	36	0	36
		7	2	9	10	0	10
		10	2	4	24	1	25
	5	1	3	2	55	0	55
		2	3	3	73	1	74
		3	3	5	62	1	63
		5	3	4	34	2	36
		6	2	2	18	0	18
		7	4	5	5	1	6
	6	1	4	2	13	0	13
		2	4	3	10	0	10
		4	4	1	7	1	8
		5	14	1	1	0	1
	7	1	5	2	19	0	19
		2	5	3	12	0	12
		3	5	8	11	0	11
		4	5	5	8	0	8
		5	5	9	18	2	20
		6	12	10	8	0	8
		7	15	3	0	0	0
		8	6	5	2	0	2
		9	6	7	2	0	2
	8	1	14	4	7	0	7
		2	14	8	1	0	1
		3	14	5	11	0	11
		4	14	6	1	0	1
		5	5	1	2	0	2
		6	14	2	3	0	3
		7	14	3	12	0	12
		8	5	4	3	0	3
	9	1	7	3	3	0	3
		2	15	8	0	0	0
		3	6	10	1	0	1
		4	15	11	5	0	5
		5	15	7	2	0	2
		7	13	8	41	1	42
		8	11	3	0	0	0
		11	8	2	0	0	0
	10	1	6	1	15	0	15
		2	5	6	6	0	6
		3	6	2	16	0	16
		5	6	4	9	0	9

CITY/TOWN	REP	VOTE	WARD	DIST	MACH	MAIL	TOTAL
PROVIDENCE (cont'd)	12	1	7	2	4	0	4
		2	7	4	11	0	11
		3	15	10	0	1	1
		4	6	3	3	0	3
		5	6	9	5	0	5
	13	7	6	11	0	0	0
		1	7	6	7	0	7
		2	7	5	7	1	8
	14	3	15	12	8	0	8
		1	15	9	0	0	0
		2	13	7	6	0	6
		3	13	4	10	0	10
		4	13	3	13	0	13
	17	5	13	5	10	0	10
		7	15	2	0	0	0
		8	12	8	4	0	4
		9	15	5	2	0	2
		1	8	8	9	2	11
		3	8	9	30	0	30
		4	8	10	5	0	5
		5	8	7	1	0	1
		6	8	5	1	0	1
	18	7	15	13	0	0	0
		8	8	1	1	0	1
		1	11	8	1	0	1
		2	9	2	24	2	26
		3	9	4	1	0	1
		4	8	11	4	0	4
	19	6	9	1	6	0	6
		1	11	4	3	0	3
2		11	6	12	0	12	
3		10	1	3	0	3	
4		11	5	2	0	2	
20	5	11	7	11	0	11	
	1	10	2	7	0	7	
	2	10	3	4	0	4	
	3	10	4	11	0	11	
	4	9	3	7	0	7	
		TOTAL		1,454	26	1,480	
RICHMOND	52	1	39	0	39
		2	39	0	39
		3	40	0	40
	Limited		3	0	3
		TOTAL		121	0	121	
SCITUATE	54	1	24	0	24
		2	11	0	11
		3	25	1	26
		4	36	0	36
		5	22	0	22
		TOTAL		118	1	119	
SMITHFIELD	57	1	17	0	17
		2	12	0	12
		3	9	0	9
		4	27	1	28
		7	3	0	3
	69	5	9	0	9
		6	14	0	14
		8	1	0	1
		9	14	0	14
		10	13	0	13
		TOTAL		119	1	120	

CITY/TOWN	REP	VOTE	WARD	DIST	MACH	MAIL	TOTAL	
SOUTH KINGSTOWN	46	9		31	0	31	
	47	2		44	1	45	
	48	4		123	7	130	
			11		35	1	36
	49	1		130	5	135	
			3		132	4	136
			6		112	3	115
			7		76	1	77
			10		50	1	51
	81	5		78	0	78	
			8		80	2	82
		TOTAL			891	25	916	
TIVERTON	92	1		15	1	16	
		3		16	0	16	
		4		15	0	15	
		5		11	0	11	
		6		9	0	9	
	94	2		23	1	24	
		7		12	0	12	
		TOTAL			101	2	103	
WARREN	89	1		15	0	15	
		2		7	0	7	
		3		17	0	17	
		4		16	0	16	
		5		12	1	13	
		5A		2	0	2	
		6		9	0	9	
	90	1		7	0	7	
		1A		2	0	2	
			TOTAL			87	1	88
WARWICK	25	1	2	5	0	0	0	
		2	3	2	4	0	4	
		4	8	1	7	0	7	
		5	8	2	2	1	3	
	28	1	1	1	20	0	20	
	29	1	1	2	19	0	19	
		2	1	3	24	0	24	
		3	1	4	29	1	30	
		4	2	6	5	0	5	
		5	2	7	2	0	2	
		6	4	5	10	0	10	
		7	1	5	29	0	29	
	30	1	2	1	15	0	15	
		2	2	2	18	0	18	
		3	2	3	17	0	17	
		4	2	4	17	0	17	
		5	3	1	14	0	14	
	32	1	3	3	16	0	16	
		2	4	1	21	1	22	
		3	4	2	18	0	18	
		4	4	3	17	0	17	
		5	4	4	29	0	29	
		6	5	6	2	0	2	
33	1	4	6	2	0	2		
	2	5	1	16	0	16		
	3	5	2	15	1	16		
	4	5	3	16	0	16		
	5	5	4	31	0	31		
	6	6	6	9	0	9		

CITY/TOWN	REP	VOTE	WARD	DIST	MACH	MAIL	TOTAL
WARWICK (cont'd)	34	1	3	4	10	0	10
		2	6	1	23	0	23
		3	6	2	15	1	16
		4	6	3	14	0	14
		5	6	5	22	0	22
		6	5	5	3	0	3
	35	1	3	5	11	0	11
		2	3	6	8	0	8
		3	6	4	4	0	4
		4	7	2	27	0	27
		5	7	3	14	0	14
		6	7	4	27	0	27
		7	8	8	0	0	0
	36	1	9	1	16	1	17
		2	9	2	22	0	22
		3	9	3	7	0	7
		4	9	4	12	0	12
		5	9	6	11	0	11
		6	9	7	17	0	17
	37	1	7	1	20	0	20
		2	8	3	1	0	1
		3	8	4	18	0	18
		4	8	5	19	0	19
		5	8	6	10	1	11
		6	8	7	1	0	1
		7	8	9	8	0	8
	43	1	9	5	5	2	7
		TOTAL			769	9	778
	WESTERLY	16	5	7	1	8
			50	1	10	0
		51	2	10	0	10
			3	4	0	4
			4	10	0	10
			5	14	0	14
			1	17	2	19
			2	16	0	16
		51	3	5	0	5
			4	13	0	13
			5	3	0	3
			6	15	0	15
		TOTAL			124	3	127
		WEST GREENWICH	31	2	14	0
52	1			15	1	16
52	3		12	0	12	
	TOTAL			41	1	42	
WEST WARWICK	38	1	14	0	14	
		2	1	0	1	
		3	9	0	9	
		4	5	0	5	
		5	11	0	11	
		6	10	0	10	
	39	1	3	0	3	
		2	14	0	14	
		3	5	0	5	
		4	9	0	9	
		5	7	0	7	
	40	1	6	0	6	
		2	5	0	5	
		3	5	0	5	
		4	12	1	13	
		5	23	0	23	
		6	12	0	12	
	TOTAL			151	1	152	

CITY/TOWN	REP	VOTE	WARD	DIST	MACH	MAIL	TOTAL
WOONSOCKET	62	1		9	0	9
		2		6	1	7
		3		13	1	14
	63	1		9	0	9
		2		4	0	4
		3		5	0	5
		4		14	0	14
		5		2	0	2
	64	1		8	0	8
		2		10	0	10
		3		5	0	5
	65	1		14	0	14
2			10	0	10	
3			14	2	16	
4			2	0	2	
66	1		6	0	6	
	2		10	1	11	
	3		11	0	11	
	4		7	1	8	
		TOTAL			159	6	165
STATE TOTAL					8,854	179	9,033

RI GENERAL ELECTION
November 3, 1998
Lieutenant Governor
JOHN M. CARLEVALE (REF)

CITY/TOWN	REP	VOT	WARD	DIST	MACH	MAIL	TOTAL	
BARRINGTON	87	1		8	0	8	
		2		27	1	28	
		3		12	0	12	
	88	1		38	0	38	
		2		8	0	8	
		3		15	0	15	
		4		13	0	13	
		5		17	1	18	
				TOTAL		138	2	140
	BRISTOL	90	1		21	1	22
2				24	2	26	
3				12	1	13	
4				16	0	16	
5				21	0	21	
91		1		19	0	19	
		2		18	1	19	
		3		20	0	20	
		4		11	0	11	
93		1		10	0	10	
			TOTAL		172	5	177	
BURRILLVILLE	15	4		7	0	7	
	60	1		13	2	15	
		2		13	0	13	
		5		19	0	19	
	61	3		16	0	16	
		3A		15	0	15	
	4		20	0	20		
			TOTAL		103	2	105	
CENTRAL FALLS	72	1	1	1	3	2	5	
		3	2	1	5	0	5	
		5	3	1	12	0	12	
		7	4	1	3	0	3	
		9	5	1	11	0	11	
	73	2	1	2	4	0	4	
		4	2	2	11	0	11	
		6	3	2	1	0	1	
		8	4	2	6	0	6	
					TOTAL		56	2
CHARLESTOWN	16	1		23	0	23	
	81	1		11	0	11	
		2		16	0	16	
		3		13	0	13	
		4		13	0	13	
			TOTAL		76	0	76	
COVENTRY	24	1		2C	24	0	24	
	31	1		5D	18	0	18	
		2		5C	15	2	17	
	39	1		3A	7	0	7	
	41	1		2D	31	0	31	
		2		2B	24	0	24	
		3		3B	23	0	23	
		4		3C	29	1	30	
		5		3D	23	1	24	
		6		2A	32	0	32	

CITY/TOWN	REP	VOT	WARD	DIST	MACH	MAIL	TOTAL
COVENTRY (cont'd)	42	1		4A	16	0	16
		2		4C	23	0	23
		3		5A	17	0	17
		4		5B	9	0	9
		5		4B	22	1	23
	6		4D	34	0	34	
	53	1		1A	37	0	37
		2		1B	54	0	54
		3		1C	35	0	35
				TOTAL	473	5	478
CRANSTON	13	1	3	8	14	2	16
	21	1	2	7	4	0	4
		2	3	1	19	0	19
		3	3	2	15	0	15
		4	3	3	13	2	15
		5	3	4	11	0	11
		6	3	6	29	0	29
	22	7	3	9	2	0	2
		1	3	5	2	0	2
		2	3	7	11	0	11
		3	5	1	4	0	4
		4	5	3	15	0	15
		5	5	4	32	0	32
		6	5	5	38	0	38
	23	7	5	7	4	0	4
		1	4	2	27	0	27
		2	4	3	24	0	24
		3	4	5	32	0	32
		4	4	8	11	0	11
		5	4	9	11	0	11
		6	5	6	18	0	18
		7	5	8	12	0	12
	24	8	5	9	12	0	12
		1	4	1	32	1	33
		2	4	4	27	0	27
		3	4	7	11	0	11
		4	6	3	22	0	22
		5	6	4	13	0	13
		25	1	6	5	18	1
	2,4		6	6,8	13	4	17
	3		6	7	4	0	4
	26	1	2	4	25	2	27
		2	2	5	14	0	14
		3	2	6	12	0	12
		4	4	6	2	1	3
5		5	2	27	1	28	
6		6	1	21	2	23	
7		6	2	2	1	3	
8		6	9	19	0	19	
27	1	1	6	14	0	14	
	2	1	7	20	0	20	
	3	2	1	7	0	7	
	4	2	2	15	1	16	
	5	2	3	18	3	21	
	6	2	8	12	0	12	
28	1	1	1	15	0	15	
	2	1	2	19	0	19	
	3	1	3	14	0	14	
	4	1	4	24	0	24	
	5	1	5	16	0	16	
			TOTAL	796	21	817	

CITY/TOWN	REP	VOT	WARD	DIST	MACH	MAIL	TOTAL
CUMBERLAND	58	14		14	0	14
		15		6	0	6
		16		10	1	11
	67	4		17	0	17
		8		19	0	19
		10		24	0	24
		11		10	0	10
		12		13	1	14
	68	13		5	0	5
		2		6	0	6
		3		21	0	21
		5		18	0	18
		6		21	0	21
	73	7		13	0	13
9			16	0	16	
1			10	0	10	
TOTAL				223	2	225	
EAST GREENWICH	31	6		10	0	10
		7		10	0	10
	43	1		26	2	28
		2		17	0	17
		3		9	1	10
		4		8	0	8
		5		15	0	15
TOTAL				95	3	98	
EAST PROVIDENCE	82	1		31	0	31
		1A		14	0	14
		2		7	2	9
	83	3		10	0	10
		4		15	0	15
		5		31	0	31
		7		15	0	15
		8		11	0	11
	84	9		2	0	2
		14		26	1	27
		15		26	0	26
		16		14	0	14
	85	19		9	0	9
		6		21	0	21
		10		14	0	14
		11		7	0	7
		12		6	0	6
		13		7	0	7
	86	17		25	0	25
18			26	2	28	
20			29	0	29	
21			23	3	26	
87	22		21	1	22	
	23		12	0	12	
TOTAL				402	9	411	
EXETER	31	3		32	1	33
	46	1		3	0	3
	52	2		14	1	15
		4		10	1	11
TOTAL				59	3	62	

CITY/TOWN	REP	VOT	WARD	DIST	MACH	MAIL	TOTAL	
FOSTER	53	1		45	0	45	
		2		21	0	21	
			TOTAL		66	0	66	
GLOCESTER	15	1		20	0	20	
		2		18	0	18	
		3		12	0	12	
		4		5	0	5	
		5		14	0	14	
		TOTAL		69	0	69		
HOPKINTON	16	1		16	0	16	
		2		30	1	31	
		3		34	2	36	
		TOTAL		80	3	83		
JAMESTOWN	98	1		34	2	36	
		2		38	1	39	
		TOTAL		72	3	75		
JOHNSTON	11	4A		23	0	23	
		5B		45	0	45	
		5C		44	0	44	
	12	2C		38	2	40	
		3B		11	0	11	
	55	1A		41	0	41	
		1B		48	3	51	
		2A		30	0	30	
		2B		40	2	42	
		2D		3	0	3	
	56	3D		9	0	9	
		3A		22	0	22	
		3C		45	0	45	
4B			36	0	36		
4C			22	0	22		
		4D		5	0	5	
		5A		30	0	30	
		TOTAL		492	7	499		
LINCOLN	58	1		23	0	23	
		3		18	0	18	
		4		23	0	23	
	59	5		13	0	13	
		6		20	0	20	
			7		19	1	20
			8		28	2	30
	69	9		24	0	24	
		10		6	0	6	
	74	11		3	1	4	
		12		14	0	14	
			13		9	0	9
			TOTAL		200	4	204	
LITTLE COMPTON	94	1		32	0	32	
		TOTAL		32	0	32		
MIDDLETOWN	95	1		9	0	9	
		2		8	0	8	
		3		20	0	20	
		4		16	1	17	
	96	9		7	0	7	
99	5		17	0	17		
	6		8	1	9		
	7		15	0	15		
	8		11	0	11		
		TOTAL		111	2	113		

CITY/TOWN	REP	VOT	WARD	DIST	MACH	MAIL	TOTAL	
NARRAGANSETT	47	1		12	2	14	
		2		16	1	17	
		3		21	0	21	
		4		17	2	19	
	48	5		22	1	23	
		6		14	0	14	
		7		9	0	9	
		8		13	0	13	
		TOTAL				124	6	130
NEWPORT	97	1	2	4	2	0	2	
		2	1	4	2	0	2	
		3	2	3	4	0	4	
		4	1	3	3	1	4	
		5	2	2	14	0	14	
		6	2	1	23	0	23	
	98	1	1	1	16	0	16	
		2	1	2	19	0	19	
	99	1	3	2	6	0	6	
		2	3	3	15	0	15	
	100	1	3	1	4	0	4	
		2	3	4	7	0	7	
		3	4	1	19	1	20	
		4	4	2	9	1	10	
		5	4	3	20	0	20	
		Limited		1	0	1	
		TOTAL				164	3	167
	NEW SHOREHAM	81	1		15	2	17
		TOTAL				15	2	17
	NORTH KINGSTOWN	44	1		30	0	30
2				38	2	40	
3				35	2	37	
4				24	2	26	
45		6		32	0	32	
		8		29	0	29	
		9		27	0	27	
		10		25	0	25	
		11		34	0	34	
46		5		39	1	40	
		7		19	1	20	
		Limited		3	0	3	
		TOTAL				335	8	343
NORTH PROVIDENCE		6	2E		24	0	24
	3D			20	1	21	
	11	3E		11	0	11	
		1A		13	1	14	
		3A		34	0	34	
	70	3C		9	0	9	
		1B		32	1	33	
		1C		33	0	33	
		1D		21	3	24	
		3B		13	3	16	
	71	3F		26	2	28	
		1E		24	1	25	
		2A		29	0	29	
		2B		24	0	24	
	74	2C		31	0	31	
3G			27	0	27		
2D			17	1	18		
TOTAL				388	13	401		

CITY/TOWN	REP	VOT	WARD	DIST	MACH	MAIL	TOTAL
NORTH SMITHFIELD	61	1		18	0	18
		5		24	0	24
	62	2		11	0	11
		3		8	0	8
	64	4		23	1	24
			TOTAL		84	1	85
PAWTUCKET	4	1	4	6	13	0	13
	74	1	6	2	12	0	12
		2	6	4	39	0	39
	75	1	5	2	16	0	16
		2	6	5	19	0	19
		3	5	1	16	0	16
	76	1	4	1	6	0	6
		2	4	5	10	0	10
		3	5	3	9	0	9
		4	5	4	18	0	18
		5	6	3	3	0	3
		6	6	6	0	0	0
	77	1	4	3	11	0	11
		2	4	4	20	0	20
		3	3	1	13	0	13
		4	3	5	17	0	17
		5	3	6	19	0	19
	78	1	6	1	3	0	3
		2	1	2	17	1	18
		3	4	2	9	0	9
		4	2	1	5	1	6
		5	3	4	5	0	5
	79	1	1	3	19	1	20
		2	1	4	20	0	20
		3	1	5	16	0	16
		4	1	1	11	0	11
		5	2	3	8	0	8
		6	2	2	3	0	3
80	1	2	6	20	0	20	
	2	2	5	28	1	29	
	3	2	4	24	0	24	
	4	3	2	23	0	23	
82	1	3	3	24	0	24	
			TOTAL		476	4	480
PORTSMOUTH	93	1		20	1	21
		2		18	1	19
		3		18	0	18
		4		14	0	14
		5		2	0	2
	94	6		15	0	15
		7		13	1	14
	96	8		13	2	15
		9		16	0	16
		10		19	0	19
		11		7	0	7
			TOTAL		155	5	160
PROVIDENCE	1	1	5	7	7	0	7
		2	4	6	10	1	11
		3	12	2	2	0	2
		4	12	6	9	0	9
		8	12	3	6	0	6
		11	14	7	8	0	8
		12	12	4	0	0	0
	13	12	1	0	0	0	

CITY/TOWN	REP	VOT	WARD	DIST	MACH	MAIL	TOTAL
PROVIDENCE (cont'd)	2	1	13	2	7	0	7
		2	11	1	3	0	3
		3	11	2	3	3	6
		4	1	5	8	0	8
		5	1	4	14	1	15
	3	3	3	7	2	0	2
		5	12	7	5	2	7
		6	2	8	5	0	5
		8	1	3	5	0	5
		9	1	2	2	0	2
	4	1	3	1	7	0	7
		2	2	1	13	0	13
		3	2	3	19	0	19
		4	2	7	6	0	6
		5	2	6	6	1	7
		6	1	1	3	2	5
		7	2	9	0	0	0
		10	2	4	6	0	6
	5	1	3	2	13	0	13
		2	3	3	15	0	15
		3	3	5	5	0	5
		5	3	4	4	0	4
		6	2	2	3	0	3
		7	4	5	3	0	3
	6	1	4	2	20	0	20
		2	4	3	11	0	11
		4	4	1	10	0	10
		5	14	1	2	0	2
	7	1	5	2	12	0	12
		2	5	3	13	1	14
		3	5	8	22	2	24
		4	5	5	11	0	11
		5	5	9	15	1	16
		6	12	10	7	0	7
		7	15	3	0	0	0
		8	6	5	2	0	2
		9	6	7	3	0	3
	8	1	14	4	11	0	11
		2	14	8	0	0	0
		3	14	5	21	1	22
		4	14	6	2	0	2
		5	5	1	1	0	1
		6	14	2	12	0	12
		7	14	3	15	0	15
		8	5	4	4	0	4
	9	1	7	3	0	0	0
		2	15	8	0	0	0
		3	6	10	0	0	0
		4	15	11	8	0	8
		5	15	7	4	0	4
		7	13	8	13	0	13
		8	11	3	0	1	1
		11	8	2	0	0	0
	10	1	6	1	24	0	24
		2	5	6	10	0	10
		3	6	2	17	2	19
		5	6	4	14	0	14
	12	1	7	2	34	1	35
		2	7	4	30	2	32
		3	15	10	0	0	0
		4	6	3	3	0	3
		5	6	9	6	0	6
		7	6	11	2	0	2

CITY/TOWN	REP	VOT	WARD	DIST	MACH	MAIL	TOTAL
PROVIDENCE (cont'd)	13	1	7	6	31	2	33
		2	7	5	15	0	15
		3	15	12	17	0	17
	14	1	15	9	1	0	1
		2	13	7	9	0	9
		3	13	4	6	0	6
		4	13	3	9	1	10
		5	13	5	8	0	8
		7	15	2	1	0	1
		8	12	8	7	0	7
	17	9	15	5	2	0	2
		1	8	8	9	1	10
		3	8	9	25	0	25
		4	8	10	4	0	4
		5	8	7	3	0	3
		6	8	5	0	0	0
		7	15	13	0	0	0
		8	8	1	0	0	0
	18	1	11	8	5	0	5
		2	9	2	18	1	19
		3	9	4	1	0	1
		4	8	11	0	0	0
		6	9	1	6	0	6
	19	1	11	4	0	0	0
		2	11	6	9	1	10
		3	10	1	8	0	8
		4	11	5	0	0	0
		5	11	7	2	0	2
	20	1	10	2	5	0	5
		2	10	3	8	0	8
		3	10	4	4	0	4
		4	9	3	11	0	11
	TOTAL					782	27
RICHMOND	52	1		50	0	50
		2		16	0	16
		3		23	1	24
	TOTAL					89	1
SCITUATE	54	1		28	0	28
		2		21	0	21
		3		20	0	20
		4		32	1	33
		5		21	0	21
TOTAL					122	1	123
SMITHFIELD	57	1		21	0	21
		2		22	0	22
		3		25	0	25
		4		25	2	27
		7		15	0	15
	69	5		17	1	18
		6		36	0	36
		8		2	1	3
		9		16	0	16
		10		4	0	4
Limited			1	0	1	
TOTAL					184	4	188

CITY/TOWN	REP	VOT	WARD	DIST	MACH	MAIL	TOTAL
SOUTH KINGSTOWN	46	9		6	0	6
	47	2		13	0	13
	48	4		10	0	10
		11		11	0	11
	49	1		33	1	34
		3		22	0	22
		6		19	1	20
		7		9	0	9
		10		12	0	12
	81	5		24	1	25
		8		21	0	21
			TOTAL		180	3	183
TIVERTON	92	1		12	0	12
		3		21	0	21
		4		20	0	20
		5		16	0	16
		6		7	0	7
	94	2		11	0	11
		7		10	0	10
			TOTAL		97	0	97
WARREN	89	1		6	0	6
		2		13	0	13
		3		8	0	8
		4		11	0	11
		5		22	0	22
		5A		4	0	4
		6		17	0	17
	90	1		8	0	8
		1A		5	0	5
				TOTAL		94	0
WARWICK	25	1	2	5	4	0	4
		2	3	2	4	0	4
		4	8	1	6	0	6
		5	8	2	2	0	2
	28	1	1	1	10	2	12
	29	1	1	2	24	0	24
		2	1	3	29	0	29
		3	1	4	24	0	24
		4	2	6	2	0	2
		5	2	7	2	0	2
		6	4	5	16	0	16
		7	1	5	15	0	15
	30	1	2	1	13	2	15
		2	2	2	27	0	27
		3	2	3	18	0	18
		4	2	4	19	0	19
		5	3	1	20	0	20
	32	1	3	3	23	2	25
		2	4	1	25	1	26
		3	4	2	26	2	28
		4	4	3	14	1	15
		5	4	4	28	0	28
		6	5	6	11	0	11
	33	1	4	6	0	0	0
		2	5	1	28	0	28
	3	5	2	19	1	20	
	4	5	3	32	0	32	
	5	5	4	30	0	30	
	6	6	6	11	0	11	

CITY/TOWN	REP	VOT	WARD	DIST	MACH	MAIL	TOTAL	
WARWICK (cont'd)	34	1	3	4	19	0	19	
		2	6	1	38	0	38	
		3	6	2	24	0	24	
		4	6	3	15	0	15	
		5	6	5	20	1	21	
		6	5	5	6	0	6	
	35	1	3	5	14	0	14	
		2	3	6	8	0	8	
		3	6	4	8	0	8	
		4	7	2	39	0	39	
		5	7	3	6	1	7	
		6	7	4	37	2	39	
		7	8	8	1	0	1	
	36	1	9	1	19	0	19	
		2	9	2	28	2	30	
		3	9	3	11	0	11	
		4	9	4	14	1	15	
		5	9	6	15	0	15	
		6	9	7	15	0	15	
	37	1	7	1	29	0	29	
		2	8	3	11	0	11	
		3	8	4	25	0	25	
		4	8	5	18	0	18	
		5	8	6	6	1	7	
		6	8	7	4	0	4	
		7	8	9	13	0	13	
	43	1	9	5	13	0	13	
				TOTAL	938	19	957	
	WESTERLY	16	5		8	1	9
		50	1		10	1	11
			2		12	0	12
			3		7	0	7
			4		13	1	14
			5		9	0	9
		51	1		8	0	8
			2		8	0	8
			3		7	2	9
			4		6	0	6
	5			12	1	13	
	6		10	0	10		
				TOTAL	110	6	116	
	WEST GREENWICH	31	2		27	0	27
		52	1		34	1	35
3				27	0	27	
			TOTAL	88	1	89		
WEST WARWICK	38	1		30	1	31	
		2		5	0	5	
		3		18	0	18	
		4		7	0	7	
		5		16	0	16	
		6		15	0	15	
	39	1		15	0	15	
		2		18	0	18	
		3		25	2	27	
		4		22	0	22	
		5		13	0	13	
	40	1		18	1	19	
		2		18	0	18	
		3		5	0	5	
		4		18	0	18	
		5		22	0	22	
	6		25	0	25		
			TOTAL	290	4	294		

CITY/TOWN	REP	VOT	WARD	DIST	MACH	MAIL	TOTAL
WOONSOCKET	62	1		3	0	3
		2		8	0	8
		3		13	0	13
	63	1		12	0	12
		2		5	0	5
		3		7	0	7
		4		8	0	8
		5		3	0	3
	64	1		15	0	15
		2		14	0	14
		3		6	0	6
	65	1		13	0	13
		2		16	0	16
		3		15	0	15
		4		7	0	7
	66	1		13	0	13
		2		8	2	10
		3		9	0	9
		4		15	1	16
				TOTAL	190	3	193
				STATE TOTAL	8,620	184	8,804

RI GENERAL ELECTION
November 3, 1998
SECRETARY OF STATE

CITY/TOWN	Ed LOPEZ (REP)	James R. LANGEVIN (DEM)
BARRINGTON	1,597	4,805
BRISTOL	1,154	5,083
BURRILLVILLE	751	3,156
CENTRAL FALLS	268	2,116
CHARLESTOWN	748	1,668
COVENTRY	1,993	8,129
CRANSTON	4,470	22,967
CUMBERLAND	1,591	8,360
EAST GREENWICH	1,123	3,475
EAST PROVIDENCE	2,241	12,336
EXETER	503	1,264
FOSTER	364	1,255
GLOCESTER	678	2,425
HOPKINTON	583	1,439
JAMESTOWN	637	1,816
JOHNSTON	1,490	9,462
LINCOLN	1,576	6,163
LITTLE COMPTON	504	998
MIDDLETOWN	1,160	3,449
NARRAGANSETT	1,031	4,486
NEW SHOREHAM	211	618
NEWPORT	1,400	4,907
NORTH KINGSTOWN	2,087	6,804
NORTH PROVIDENCE	1,417	10,294
NORTH SMITHFIELD	762	3,350
PAWTUCKET	2,098	13,032
PORTSMOUTH	1,624	4,333
PROVIDENCE	4,354	26,648
RICHMOND	468	1,459
SCITUATE	1,116	2,802
SMITHFIELD	1,234	5,422
SOUTH KINGSTOWN	1,699	6,173
TIVERTON	911	3,197
WARREN	597	2,604
WARWICK	4,508	25,848
WEST GREENWICH	373	1,210
WEST WARWICK	1,151	6,637
WESTERLY	1,741	4,516
WOONSOCKET	1,180	7,510
STATE TOTALS	53,393	242,216

RI GENERAL ELECTION, November 3, 1998

SECRETARY OF STATE

Summary By County

COUNTY	CITY/TOWN	Ed LOPEZ (REP)	James R. LANGEVIN (DEM)
<u>BRISTOL COUNTY</u>			
	BARRINGTON	1,597	4,805
	BRISTOL	1,154	5,083
	WARREN	597	2,604
	COUNTY TOTAL	3,348	12,492
<u>KENT COUNTY</u>			
	COVENTRY	1,993	8,129
	EAST GREENWICH	1,123	3,475
	WARWICK	4,508	25,848
	WEST GREENWICH	373	1,210
	WEST WARWICK	1,151	6,637
	COUNTY TOTAL	9,148	45,299
<u>NEWPORT COUNTY</u>			
	JAMESTOWN	637	1,816
	LITTLE COMPTON	504	998
	MIDDLETOWN	1,160	3,449
	NEWPORT	1,400	4,907
	PORTSMOUTH	1,624	4,333
	TIVERTON	911	3,197
	COUNTY TOTAL	6,236	18,700
<u>PROVIDENCE COUNTY</u>			
	BURRILLVILLE	751	3,156
	CENTRAL FALLS	268	2,116
	CRANSTON	4,470	22,967
	CUMBERLAND	1,591	8,360
	EAST PROVIDENCE	2,241	12,336
	FOSTER	364	1,255
	GLOCESTER	678	2,425
	JOHNSTON	1,490	9,462
	LINCOLN	1,576	6,163
	NORTH PROVIDENCE	1,417	10,294
	NORTH SMITHFIELD	762	3,350
	PAWTUCKET	2,098	13,032
	PROVIDENCE	4,354	26,648
	SCITUATE	1,116	2,802
	SMITHFIELD	1,234	5,422
	WOONSOCKET	1,180	7,510
	COUNTY TOTAL	25,590	137,298
<u>WASHINGTON COUNTY</u>			
	CHARLESTOWN	748	1,668
	EXETER	503	1,264
	HOPKINTON	583	1,439
	NARRAGANSETT	1,031	4,486
	NEW SHOREHAM	211	618
	NORTH KINGSTOWN	2,087	6,804
	RICHMOND	468	1,459
	SOUTH KINGSTOWN	1,699	6,173
	WESTERLY	1,741	4,516
	COUNTY TOTAL	9,071	28,427
STATE TOTALS		53,393	242,216

RI GENERAL ELECTION
November 3, 1998
Secretary of State
ED LOPEZ (REP)

CITY/TOWN	REP	VOTE	WARD	DIST	MACH	MAIL	TOTAL	
BARRINGTON	87	1		98	4	102	
		2		237	9	246	
		3		211	13	224	
	88	1		224	9	233	
		2		141	6	147	
		3		226	13	239	
		4		228	10	238	
		5		159	9	168	
			TOTAL			1,524	73	1,597
	BRISTOL	90	1		122	4	126
2				171	5	176	
3				180	4	184	
4				100	12	112	
5				109	4	113	
91		1		103	1	104	
		2		94	1	95	
		3		74	6	80	
		4		60	0	60	
93		1		100	0	100	
		Limited		4	0	4	
			TOTAL			1,117	37	1,154
BURRILLVILLE		15	4		47	0	47
			60	1	109	10	119
	61	2		139	1	140	
		5		138	6	144	
		3		116	0	116	
		3A		79	2	81	
			4		103	1	104
			TOTAL			731	20	751
CENTRAL FALLS	72	1	1	1	14	2	16	
		3	2	1	7	0	7	
		5	3	1	35	2	37	
		7	4	1	19	0	19	
		9	5	1	61	0	61	
	73	2	1	2	24	0	24	
		4	2	2	50	4	54	
		6	3	2	8	0	8	
		8	4	2	42	0	42	
				TOTAL			260	8
CHARLESTOWN	16	1		123	3	126	
	81	1		87	0	87	
		2		227	8	235	
		3		149	7	156	
		4		142	2	144	
		TOTAL			728	20	748	
COVENTRY	24	1		2C	70	4	74	
	31	1		5D	146	6	152	
		2		5C	92	10	102	
	39	1		3A	45	0	45	
	41	1		2D	133	2	135	
		2		2B	84	2	86	
		3		3B	81	0	81	
		4		3C	119	0	119	
		5		3D	82	1	83	
		6		2A	92	2	94	

CITY/TOWN	REP	VOTE	WARD	DIST	MACH	MAIL	TOTAL
COVENTRY (cont'd)	42	1		4A	61	0	61
		2		4C	89	1	90
		3		5A	79	0	79
		4		5B	64	0	64
		5		4B	94	1	95
	6		4D	124	0	124	
	53	1		1A	148	6	154
		2		1B	150	8	158
		3		1C	195	2	197
			TOTAL		1,948	45	1,993
CRANSTON	13	1	3	8	81	1	82
	21	1	2	7	23	2	25
		2	3	1	57	5	62
		3	3	2	66	16	82
		4	3	3	92	6	98
		5	3	4	60	8	68
		6	3	6	149	2	151
	22	7	3	9	25	4	29
		1	3	5	9	0	9
		2	3	7	43	2	45
		3	5	1	18	2	20
		4	5	3	85	6	91
		5	5	4	117	1	118
		6	5	5	156	8	164
	23	7	5	7	6	0	6
		1	4	2	200	8	208
		2	4	3	175	14	189
		3	4	5	135	5	140
		4	4	8	52	8	60
		5	4	9	60	0	60
		6	5	6	55	3	58
		7	5	8	30	1	31
	24	8	5	9	82	3	85
		1	4	1	214	9	223
		2	4	4	125	1	126
		3	4	7	69	0	69
		4	6	3	100	4	104
	25	5	6	4	151	5	156
		1	6	5	132	2	134
		2,4	6	6,8	72	20	92
	26	3	6	7	14	0	14
		1	2	4	150	9	159
		2	2	5	50	0	50
		3	2	6	102	1	103
		4	4	6	15	1	16
		5	5	2	93	1	94
		6	6	1	124	9	133
		7	6	2	13	0	13
	27	8	6	9	89	4	93
		1	1	6	98	0	98
2		1	7	84	1	85	
3		2	1	27	0	27	
4		2	2	103	5	108	
27	5	2	3	123	3	126	
	6	2	8	64	3	67	
28	1	1	1	83	0	83	
	2	1	2	108	4	112	
	3	1	3	74	1	75	
	4	1	4	101	4	105	
	5	1	5	109	15	124	
		TOTAL		4,263	207	4,470	

CITY/TOWN	REP	VOTE	WARD	DIST	MACH	MAIL	TOTAL
CUMBERLAND	58	14		146	1	147
		15		42	1	43
		16		126	1	127
	67	4		96	2	98
		8		133	1	134
		10		134	0	134
		11		158	5	163
		12		162	2	164
	68	13		47	0	47
		2		25	0	25
		3		63	0	63
		5		76	0	76
		6		96	1	97
	73	7		87	1	88
		9		138	2	140
		1		45	0	45
			TOTAL		1,574	17	1,591
EAST GREENWICH	31	6		204	2	206
		7		121	3	124
	43	1		154	5	159
		2		162	7	169
		3		127	9	136
		4		180	7	187
		5		129	8	137
	Limited		5	0	5	
			TOTAL		1,082	41	1,123
	EAST PROVIDENCE	82	1		154	9
1A				54	2	56
2				109	0	109
83		3		123	5	128
		4		68	4	72
		5		128	6	134
		7		70	1	71
		8		77	2	79
84		9		21	0	21
		14		103	9	112
		15		132	2	134
		16		100	2	102
85		19		77	3	80
		6		101	0	101
		10		74	6	80
		11		59	3	62
		12		32	0	32
86		13		30	1	31
		17		82	3	85
		18		130	11	141
87		20		109	2	111
		21		104	2	106
		22		173	4	177
	23		54	0	54	
			TOTAL		2,164	77	2,241
EXETER	31	3		256	10	266
	46	1		25	0	25
	52	2		79	3	82
		4		121	9	130
	Limited		3	0	3	
		TOTAL		484	22	506	

CITY/TOWN	REP	VOTE	WARD	DIST	MACH	MAIL	TOTAL	
FOSTER	53	1		184	5	189	
		2		172	3	175	
		TOTAL				356	8	364
GLOCESTER	15	1		166	3	169	
		2		161	3	164	
		3		88	3	91	
		4		75	1	76	
		5		171	7	178	
TOTAL				661	17	678		
HOPKINTON	16	1		169	6	175	
		2		202	6	208	
		3		194	6	200	
TOTAL				565	18	583		
JAMESTOWN	98	1		302	29	331	
		2		286	20	306	
TOTAL				588	49	637		
JOHNSTON	11	4A		74	0	74	
		5B		117	2	119	
		5C		180	2	182	
	12	2C		59	1	60	
		3B		22	0	22	
	55	1A		133	3	136	
		1B		146	3	149	
		2A		99	5	104	
		2B		121	8	129	
		2D		12	0	12	
	56	3D		16	0	16	
		3A		63	0	63	
		3C		114	1	115	
		4B		136	1	137	
		4C		50	1	51	
56	4D		14	0	14		
	5A		104	3	107		
	TOTAL				1,460	30	1,490	
	LINCOLN	58	1		134	2	136
			3		207	4	211
59		4		177	5	182	
		5		120	7	127	
		6		160	7	167	
		7		125	5	130	
		8		136	4	140	
69		9		208	3	211	
		10		108	1	109	
		11		47	2	49	
74		12		66	0	66	
		13		48	0	48	
TOTAL				1,536	40	1,576		
LITTLE COMPTON	94	1		486	18	504	
		TOTAL			486	18	504	
MIDDLETOWN	95	1		98	5	103	
		2		61	4	65	
		3		139	6	145	
	95	4		142	13	155	
	96	9		49	0	49	
	99	5		161	11	172	
		6		108	21	129	
		7		154	5	159	
TOTAL				1,084	76	1,160		

CITY/TOWN	REP	VOTE	WARD	DIST	MACH	MAIL	TOTAL	
NARRAGANSETT	47	1		113	9	122	
		2		111	9	120	
		3		199	7	206	
		4		152	6	158	
	48	5		112	7	119	
		6		123	4	127	
		7		53	1	54	
		8		122	3	125	
			TOTAL			985	46	1,031
	NEWPORT	97	1	2	4	10	0	10
2			1	4	19	1	20	
3			2	3	50	1	51	
4			1	3	21	2	23	
5			2	2	111	5	116	
6			2	1	99	6	105	
98		1	1	1	136	8	144	
		2	1	2	115	7	122	
99		1	3	2	119	3	122	
		2	3	3	137	8	145	
100		1	3	1	52	1	53	
		2	3	4	66	4	70	
		3	4	1	95	6	101	
		4	4	2	140	11	151	
		5	4	3	154	8	162	
Limited				5	0	5	
			TOTAL			1,329	71	1,400
NEW SHOREHAM		81	1		170	41	211
				TOTAL		170	41	211
NORTH KINGSTOWN		44	1		181	9	190
	2			209	11	220	
	3			137	4	141	
	4			145	8	153	
	45	6		177	4	181	
		8		202	11	213	
		9		162	15	177	
		10		134	5	139	
		11		190	11	201	
	46	5		266	10	276	
		7		188	8	196	
			TOTAL			1,991	96	2,087
	NORTH PROVIDENCE	6	2E		69	0	69
		10	3D		69	2	71
3E				66	0	66	
11			1A		45	1	46
70		3A		98	2	100	
		3C		10	0	10	
		1B		107	3	110	
		1C		109	1	110	
		1D		94	4	98	
71		3B		41	1	42	
		3F		103	6	109	
		1E		86	2	88	
		2A		160	2	162	
74		2B		88	2	90	
		2C		113	2	115	
		3G		63	2	65	
	2D		66	0	66		
		TOTAL				1,387	30	1,417

CITY/TOWN	REP	VOTE	WARD	DIST	MACH	MAIL	TOTAL
NORTH SMITHFIELD	61	1		178	3	181
		5		153	7	160
	62	2		131	12	143
		3		97	2	99
	64	4		177	2	179
		TOTAL			736	26	762
PAWTUCKET	4	1	4	6	79	1	80
	74	1	6	2	28	0	28
		2	6	4	153	2	155
	75	1	5	2	56	1	57
		2	6	5	104	1	105
		3	5	1	48	1	49
	76	1	4	1	48	0	48
		2	4	5	35	0	35
		3	5	3	56	3	59
		4	5	4	69	1	70
		5	6	3	9	0	9
	77	6	6	6	10	0	10
		1	4	3	53	1	54
		2	4	4	62	1	63
		3	3	1	57	2	59
		4	3	5	67	2	69
	78	5	3	6	73	3	76
		1	6	1	24	3	27
		2	1	2	56	2	58
		3	4	2	50	2	52
		4	2	1	39	0	39
	79	5	3	4	21	0	21
		1	1	3	86	1	87
		2	1	4	62	1	63
		3	1	5	98	2	100
		4	1	1	33	0	33
	80	5	2	3	23	0	23
		6	2	2	14	2	16
		1	2	6	80	0	80
2		2	5	101	4	105	
3		2	4	108	1	109	
82	4	3	2	114	2	116	
	1	3	3	134	9	143	
		TOTAL			2,050	48	2,098
PORTSMOUTH	93	1		111	5	116
		2		124	1	125
		3		169	7	176
		4		187	3	190
		5		20	0	20
	94	6		154	12	166
		7		127	6	133
	96	8		140	6	146
		9		178	8	186
	96	10		156	12	168
		11		190	7	197
Limited			1	0	1	
		TOTAL			1,557	67	1,624
PROVIDENCE	1	1	5	7	32	0	32
		2	4	6	37	8	45
		3	12	2	2	0	2
		4	12	6	37	1	38
		8	12	3	69	0	69
		11	14	7	20	0	20
		12	12	4	1	0	1
		13	12	1	2	0	2

CITY/TOWN	REP	VOTE	WARD	DIST	MACH	MAIL	TOTAL
PROVIDENCE (cont'd)	2	1	13	2	26	3	29
		2	11	1	33	0	33
		3	11	2	9	2	11
		4	1	5	78	3	81
		5	1	4	68	8	76
	3	3	3	7	32	0	32
		5	12	7	66	6	72
		6	2	8	103	3	106
		8	1	3	49	0	49
		9	1	2	27	1	28
	4	1	3	1	31	0	31
		2	2	1	136	10	146
		3	2	3	159	2	161
		4	2	7	61	2	63
		5	2	6	48	0	48
		6	1	1	49	6	55
		7	2	9	15	1	16
		10	2	4	34	1	35
	5	1	3	2	78	0	78
		2	3	3	72	9	81
		3	3	5	67	1	68
		5	3	4	27	0	27
		6	2	2	12	0	12
		7	4	5	9	7	16
	6	1	4	2	75	1	76
		2	4	3	65	2	67
		4	4	1	90	1	91
		5	14	1	7	0	7
	7	1	5	2	62	0	62
		2	5	3	44	1	45
		3	5	8	76	1	77
		4	5	5	35	1	36
		5	5	9	100	6	106
		6	12	10	30	1	31
		7	15	3	0	0	0
		8	6	5	11	0	11
		9	6	7	17	0	17
	8	1	14	4	49	3	52
		2	14	8	13	0	13
		3	14	5	79	0	79
		4	14	6	26	0	26
		5	5	1	4	0	4
	8	6	14	2	32	0	32
		7	14	3	66	1	67
		8	5	4	33	0	33
	9	1	7	3	12	0	12
		2	15	8	0	0	0
		3	6	10	5	0	5
		4	15	11	26	0	26
		5	15	7	11	0	11
		7	13	8	66	8	74
		8	11	3	9	3	12
		11	8	2	5	0	5
	10	1	6	1	85	2	87
		2	5	6	36	0	36
		3	6	2	77	0	77
		5	6	4	80	0	80
	12	1	7	2	38	3	41
		2	7	4	82	2	84
		3	15	10	7	0	7
		4	6	3	9	0	9
		5	6	9	29	0	29
		7	6	11	3	0	3

CITY/TOWN	REP	VOTE	WARD	DIST	MACH	MAIL	TOTAL
PROVIDENCE (cont'd)	13	1	7	6	69	5	74
		2	7	5	57	4	61
		3	15	12	109	0	109
	14	1	15	9	6	0	6
		2	13	7	37	1	38
		3	13	4	29	2	31
		4	13	3	26	4	30
		5	13	5	46	0	46
		7	15	2	0	0	0
		8	12	8	28	0	28
		9	15	5	11	0	11
	17	1	8	8	52	6	58
		3	8	9	140	2	142
		4	8	10	24	0	24
		5	8	7	18	0	18
		6	8	5	10	0	10
		7	15	13	1	0	1
		8	8	1	6	0	6
	18	1	11	8	14	0	14
		2	9	2	108	10	118
		3	9	4	22	0	22
		4	8	11	26	0	26
		6	9	1	27	0	27
			11	4	12	0	12
	19	2	11	6	55	3	58
		3	10	1	50	0	50
		4	11	5	11	0	11
		5	11	7	27	1	28
			10	2	37	0	37
	20	2	10	3	56	0	56
3		10	4	55	1	56	
4		9	3	53	0	53	
TOTAL				4,205	149	4,354	
RICHMOND	52	1	182	2	184	
		2	130	0	130	
		3	141	4	145	
	Limited		9	0	9	
TOTAL				462	6	468	
SCITUATE	54	1	224	15	239	
		2	152	6	158	
		3	280	14	294	
		4	229	11	240	
		5	181	4	185	
TOTAL				1,066	50	1,116	
SMITHFIELD	57	1	147	1	148	
		2	126	1	127	
		3	132	1	133	
		4	211	13	224	
		7	48	2	50	
	69	5	129	9	138	
		6	156	5	161	
		8	26	2	28	
		9	144	8	152	
		10	68	3	71	
Limited		2	0	2		
TOTAL				1,189	45	1,234	

CITY/TOWN	REP	VOTE	WARD	DIST	MACH	MAIL	TOTAL
SOUTH KINGSTOWN	46	9		86	0	86
	47	2		127	3	130
	48	4		158	8	166
		11		83	2	85
	49	1		218	5	223
		3		221	8	229
		6		117	6	123
	81	7		132	6	138
		10		74	4	78
		5		213	13	226
		8		208	7	215
	TOTAL			1,637	62	1,699	
TIVERTON	92	1		141	9	150
		3		126	1	127
		4		147	2	149
	94	5		111	2	113
		6		71	2	73
		2		138	5	143
		7		148	8	156
	TOTAL			882	29	911	
WARREN	89	1		57	1	58
		2		40	0	40
		3		46	4	50
		4		93	4	97
		5		167	5	172
	90	5A		28	2	30
		6		61	0	61
		1		64	4	68
		1A		21	0	21
			TOTAL			577	20
WARWICK	25	1	2	5	17	0	17
		2	3	2	23	1	24
		4	8	1	29	0	29
		5	8	2	14	1	15
	28	1	1	1	38	0	38
	29	1	1	2	91	0	91
		2	1	3	123	3	126
	29	3	1	4	130	3	133
		4	2	6	11	0	11
		5	2	7	6	0	6
		6	4	5	53	0	53
	30	7	1	5	109	3	112
		1	2	1	67	2	69
		2	2	2	102	0	102
		3	2	3	74	3	77
		4	2	4	85	3	88
	32	5	3	1	80	1	81
		1	3	3	89	0	89
		2	4	1	97	1	98
		3	4	2	98	2	100
4		4	3	73	2	75	
5		4	4	109	0	109	
33	6	5	6	23	0	23	
	1	4	6	6	0	6	
	2	5	1	85	1	86	
	3	5	2	91	1	92	
	4	5	3	96	1	97	
	5	5	4	165	4	169	
	6	6	6	39	0	39	

CITY/TOWN	REP	VOTE	WARD	DIST	MACH	MAIL	TOTAL	
WARWICK (cont'd)	34	1	3	4	47	3	50	
		2	6	1	80	0	80	
		3	6	2	82	1	83	
		4	6	3	90	3	93	
		5	6	5	137	8	145	
		6	5	5	29	0	29	
	35	1	3	5	62	1	63	
		2	3	6	31	0	31	
		3	6	4	32	1	33	
		4	7	2	172	4	176	
		5	7	3	47	1	48	
		6	7	4	173	4	177	
		7	8	8	0	0	0	
	36	1	9	1	120	0	120	
		2	9	2	204	7	211	
		3	9	3	106	0	106	
		4	9	4	132	3	135	
		5	9	6	104	2	106	
		6	9	7	99	2	101	
	37	1	7	1	129	3	132	
		2	8	3	35	0	35	
		3	8	4	132	5	137	
		4	8	5	97	0	97	
		5	8	6	87	8	95	
		6	8	7	12	0	12	
		7	8	9	83	5	88	
	43	1	9	5	68	2	70	
TOTAL			4,413	95	4,508			
WESTERLY	16	5		53	0	53	
		1		105	2	107	
		2		104	6	110	
		3		75	7	82	
		4		148	4	152	
		5		167	6	173	
	51	1		146	5	151	
		2		151	10	161	
		3		189	12	201	
		4		231	16	247	
		5		120	6	126	
		6		167	11	178	
		TOTAL			1,656	85	1,741	
WEST GREENWICH	31	2		99	0	99	
		52	1		153	4	157
		3		116	1	117	
TOTAL			368	5	373			
WEST WARWICK	38	1		103	5	108	
		2		23	0	23	
		3		73	1	74	
		4		13	2	15	
		5		59	1	60	
		6		46	2	48	
	39	1		70	0	70	
		2		79	4	83	
		3		71	2	73	
		4		71	1	72	
		5		23	1	24	
		6		82	5	87	
	40	1		67	1	68	
		2		34	1	35	
		3		86	2	88	
		4		85	2	87	
		5		135	1	136	
		6		135	1	136	
TOTAL			1,120	31	1,151			

CITY/TOWN	REP	VOTE	WARD	DIST	MACH	MAIL	TOTAL
WOONSOCKET	62	1		29	4	33
		2		43	0	43
		3		71	0	71
	63	1		38	1	39
		2		52	0	52
		3		62	5	67
		4		100	1	101
		5		14	0	14
	64	1		73	3	76
		2		84	4	88
		3		61	0	61
	65	1		85	1	86
		2		70	0	70
		3		77	3	80
		4		23	1	24
	66	1		70	0	70
		2		43	3	46
		3		70	2	72
		4		85	2	87
				TOTAL		1,150	30
STATE TOTAL					51,541	1,032	53,393

RI GENERAL ELECTION
November 3, 1998
Secretary of State
JAMES R. LANGEVIN (DEM)

CITY/TOWN	REP	VOTE	WARD	DIST	MACH	MAIL	TOTAL	
BARRINGTON	87	1		413	6	419	
		2		669	10	679	
		3		631	17	648	
	88	1		725	13	738	
		2		610	10	620	
	88	3		575	23	598	
		4		504	8	512	
		5		582	9	591	
			TOTAL			4,709	96	4,805
	BRISTOL	90	1			442	5	447
2				536	14	550	
3				619	15	634	
4				548	31	579	
5				447	2	449	
91		1		613	14	627	
		2		637	9	646	
		3		484	20	504	
		4		295	0	295	
93		1		337	9	346	
		Limited		6	0	6	
			TOTAL			4,964	119	5,083
BURRILLVILLE		15	4		157	0	157
	60	1		531	41	572	
		2		626	19	645	
		5		527	32	559	
	61	3		431	5	436	
		3A		313	2	315	
		4		461	11	472	
			TOTAL			3,046	110	3,156
CENTRAL FALLS	72	1	1	1	148	7	155	
		3	2	1	84	9	93	
		5	3	1	277	8	285	
		7	4	1	118	1	119	
	73	9	5	1	393	9	402	
		2	1	2	165	2	167	
		4	2	2	327	27	354	
		6	3	2	134	2	136	
		8	4	2	400	5	405	
				TOTAL			2,046	70
CHARLESTOWN	16	1		355	2	357	
	81	1		241	1	242	
		2		348	7	355	
		3		361	4	365	
		4		344	5	349	
		TOTAL			1,649	19	1,668	
COVENTRY	24	1		2C	291	14	305	
	31	1		5D	517	7	524	
		2		5C	426	38	464	
	39	1		3A	196	3	199	

CITY/TOWN	REP	VOTE	WARD	DIST	MACH	MAIL	TOTAL	
COVENTRY (cont'd)	41	1		2D	548	6	554	
		2		2B	314	5	319	
		3		3B	329	5	334	
		4		3C	545	4	549	
		5		3D	424	1	425	
		6		2A	460	4	464	
	42	1		4A	170	2	172	
		2		4C	542	8	550	
		3		5A	421	6	427	
		4		5B	317	4	321	
		5		4B	399	6	405	
		6		4D	515	7	522	
	53	1		1A	394	6	400	
		2		1B	592	8	600	
	53	3		1C	592	3	595	
		TOTAL			7,992	137	8,129	
CRANSTON	13	1	3	8	413	25	438	
		21	1	2	7	130	4	134
	21	2	3	1	377	18	395	
		3	3	2	346	14	360	
		4	3	3	548	8	556	
		5	3	4	402	7	409	
		6	3	6	638	19	657	
		7	3	9	126	5	131	
		22	1	3	5	30	0	30
	22	2	3	7	286	12	298	
		3	5	1	107	3	110	
		4	5	3	679	38	717	
		5	5	4	692	22	714	
		6	5	5	865	26	891	
		7	5	7	81	6	87	
		23	1	4	2	892	21	913
			2	4	3	793	27	820
	3		4	5	667	25	692	
	4		4	8	131	2	133	
	5		4	9	346	8	354	
	6		5	6	289	18	307	
	7		5	8	214	16	230	
	8		5	9	354	3	357	
	24	1	4	1	800	20	820	
		2	4	4	616	13	629	
		3	4	7	325	5	330	
		4	6	3	587	25	612	
		5	6	4	625	25	650	
	25	1	6	5	729	28	757	
		2,4	6	6,8	357	72	429	
	26	3	6	7	77	3	80	
		1	2	4	828	40	868	
		2	2	5	285	10	295	
3		2	6	573	16	589		
4		4	6	63	5	68		
5		5	2	551	16	567		
6		6	1	540	15	555		
7		6	2	67	11	78		
	8	6	9	350	14	364		

CITY/TOWN	REP	VOTE	WARD	DIST	MACH	MAIL	TOTAL	
CRANSTON (cont'd)	27	1	1	6	526	13	539	
		2	1	7	525	19	544	
		3	2	1	214	4	218	
		4	2	2	646	28	674	
		5	2	3	702	21	723	
		6	2	8	322	11	333	
	28	1	1	1	486	9	495	
		2	1	2	565	13	578	
		3	1	3	375	21	396	
		4	1	4	409	11	420	
		5	1	5	592	31	623	
	TOTAL					22,141	826	22,967
	CUMBERLAND	58	14		814	23	837
			15		222	2	224
16				584	6	590	
67		4		653	7	660	
		8		708	3	711	
		10		541	3	544	
		11		467	13	480	
68		12		604	28	632	
		13		156	0	156	
		2		296	6	302	
		3		477	9	486	
		5		517	9	526	
		6		625	12	637	
73	7		375	7	382		
	9		703	4	707		
	1		475	11	486		
	TOTAL					8,217	143	8,360
EAST GREENWICH	31	6		458	13	471	
		7		320	9	329	
	43	1		549	10	559	
		2		534	12	546	
		3		560	38	598	
		4		504	25	529	
		5		421	16	437	
	Limited			6	0	6	
TOTAL					3,352	123	3,475	
EAST PROVIDENCE	82	1		833	18	851	
		1A		324	6	330	
		2		680	31	711	
	83	3		501	14	515	
		4		379	13	392	
		5		682	39	721	
		7		472	12	484	
		8		414	7	421	
	84	9		88	1	89	
		14		729	51	780	
		15		694	8	702	
	85	16		506	17	523	
		19		305	6	311	
6			483	11	494		
10			537	18	555		
11			317	4	321		
12		207	3	210			
13		236	0	236			

CITY/TOWN	REP	VOTE WARD	DIST	MACH	MAIL	TOTAL
EAST PROVIDENCE (cont'	86	17	436	5	441
		18	682	29	711
		20	653	23	676
	87	21	676	13	689
		22	747	20	767
		23	398	8	406
		TOTAL		11,979	357	12,336
EXETER	31	3	716	11	727
	46	1	70	1	71
	52	2	194	2	196
		4	256	14	270
	TOTAL		1,236	28	1,264	
FOSTER	53	1	652	8	660
		2	578	17	595
	TOTAL		1,230	25	1,255	
GLOCESTER	15	1	464	15	479
		2	578	10	588
		3	425	14	439
		4	244	4	248
		5	653	15	668
	Limited		3	0	3
	TOTAL		2,367	58	2,425	
HOPKINTON	16	1	363	5	368
		2	567	9	576
		3	485	10	495
	TOTAL		1,415	24	1,439	
JAMESTOWN	98	1	843	32	875
		2	902	38	940
	Limited		0	1	1
	TOTAL		1,745	71	1,816	
JOHNSTON	11	4A	418	4	422
		5B	678	9	687
		5C	777	22	799
	12	2C	370	21	391
		3B	147	3	150
	55	1A	751	24	775
		1B	931	57	988
		2A	657	27	684
		2B	769	43	812
		2D	84	1	85
	56	3D	128	4	132
		3A	518	10	528
		3C	984	33	1,017
		4B	885	24	909
		4C	335	15	350
	4D	111	2	113	
	5A	610	10	620	
TOTAL		9,153	309	9,462		

CITY/TOWN	REP	VOTE	WARD	DIST	MACH	MAIL	TOTAL
LINCOLN	58	1		744	6	750
		3		744	35	779
	59	4		636	7	643
		5		493	9	502
		6		699	11	710
		7		449	15	464
		8		672	5	677
	69	9		674	15	689
		10		323	5	328
	74	11		165	1	166
			12		326	3
		13		124	2	126
			TOTAL			6,049	114
LITTLE COMPTON	94	1		967	31	998
		TOTAL			967	31	998
MIDDLETOWN	95	1		277	9	286
		2		240	11	251
		3		468	10	478
		4		419	27	446
	96	9		167	2	169
		99	5		499	14
	6			324	31	355
	7			496	15	511
	8			430	10	440
			TOTAL			3,320	129
NARRAGANSETT	47	1		532	49	581
		2		501	24	525
		3		703	39	742
		4		545	39	584
	48	5		562	23	585
		6		679	20	699
		7		247	5	252
		8		512	6	518
				TOTAL			4,281
NEWPORT	97	1	2	4	41	1	42
		2	1	4	63	6	69
		3	2	3	201	4	205
		4	1	3	89	1	90
		5	2	2	527	23	550
		6	2	1	395	17	412
	98	1	1	1	462	15	477
		2	1	2	455	13	468
	99	1	3	2	355	12	367
		2	3	3	365	10	375
	100	1	3	1	136	10	146
		2	3	4	241	21	262
		3	4	1	397	21	418
		4	4	2	418	27	445
		5	4	3	549	21	570
Limited			11	0	11	
		TOTAL			4,705	202	4,907
NEW SHOREHAM	81	1		538	80	618
		TOTAL			538	80	618

CITY/TOWN	REP	VOTE	WARD	DIST	MACH	MAIL	TOTAL
NORTH KINGSTOWN	44	1		656	12	668
		2		646	31	677
		3		555	11	566
		4		627	27	654
	45	6		482	19	501
		8		511	17	528
		9		572	39	611
	46	10		481	16	497
		11		547	12	559
		5		861	29	890
		7		630	18	648
	Limited			5	0	5
	TOTAL					6,573	231
NORTH PROVIDENCE	6	2E		610	9	619
	10	3D		562	18	580
		3E		397	3	400
	11	1A		439	14	453
		3A		744	14	758
		3C		80	1	81
	70	1B		794	19	813
		1C		838	27	865
		1D		712	30	742
		3B		440	16	456
	71	3F		605	50	655
		1E		570	14	584
		2A		912	6	918
		2B		634	19	653
	74	2C		677	4	681
		3G		542	5	547
2D			482	6	488	
Limited			1	0	1	
TOTAL					10,039	255	10,294
NORTH SMITHFIELD	61	1		789	10	799
		5		645	5	650
	62	2		647	50	697
		3		410	9	419
	64	4		777	7	784
	Limited			1	0	1
TOTAL					3,269	81	3,350
PAWTUCKET	4	1	4	6	382	10	392
	74	1	6	2	217	3	220
		2	6	4	763	13	776
	75	1	5	2	323	9	332
		2	6	5	656	13	669
		3	5	1	342	0	342
	76	1	4	1	280	5	285
		2	4	5	248	6	254
		3	5	3	321	2	323
		4	5	4	433	9	442
	77	5	6	3	115	6	121
		6	6	6	27	0	27
		1	4	3	363	7	370
		2	4	4	406	39	445
		3	3	1	370	17	387
4		3	5	398	8	406	
5		3	6	585	8	593	

CITY/TOWN	REP	VOTE	WARD	DIST	MACH	MAIL	TOTAL	
PAWTUCKET (cont'd)	78	1	6	1	229	10	239	
		2	1	2	326	6	332	
		3	4	2	334	5	339	
		4	2	1	274	9	283	
		5	3	4	115	2	117	
	79	1	1	3	590	18	608	
		2	1	4	417	13	430	
		3	1	5	633	13	646	
		4	1	1	239	4	243	
		5	2	3	136	1	137	
		6	2	2	112	5	117	
	80	1	2	5	557	6	563	
		2	2	6	599	13	612	
		3	2	4	579	10	589	
		4	3	2	654	12	666	
	82	1	3	3	686	38	724	
		Limited			3	0	3
			TOTAL			12,712	320	13,032
	PORTSMOUTH	93	1		388	16	404
			2		407	16	423
			3		438	14	452
			4		465	19	484
			5		66	3	69
		94	6		328	21	349
			7		344	12	356
		96	8		379	20	399
			9		503	20	523
			10		444	24	468
			11		393	13	406
		TOTAL			4,155	178	4,333	
PROVIDENCE	1	1	5	7	213	6	219	
		2	4	6	146	19	165	
		3	12	2	37	0	37	
		4	12	6	221	3	224	
		8	12	3	310	3	313	
		11	14	7	106	0	106	
		12	12	4	7	0	7	
		13	12	1	5	0	5	
		2	1	13	2	182	10	192
			2	11	1	148	2	150
			3	11	2	102	18	120
			4	1	5	432	2	434
		3	5	1	4	544	35	579
	3		3	7	187	3	190	
	5		12	7	335	11	346	
	6		2	8	475	6	481	
	8		1	3	219	7	226	
	9		1	2	138	1	139	
	4	1	3	1	176	2	178	
		2	2	1	571	34	605	
		3	2	3	839	13	852	
		4	2	7	271	9	280	
		5	2	6	242	11	253	
		6	1	1	185	10	195	
		7	2	9	98	1	99	
	10	2	4	277	5	282		

CITY/TOWN	REP	VOTE	WARD	DIST	MACH	MAIL	TOTAL	
PROVIDENCE (cont'd)	5	1	3	2	492	10	502	
		2	3	3	554	18	572	
		3	3	5	548	4	552	
		5	3	4	259	6	265	
		6	2	2	123	2	125	
		7	4	5	129	46	175	
	6	1	4	2	657	21	678	
		2	4	3	462	22	484	
		4	4	1	594	71	665	
		5	14	1	29	0	29	
		7	1	5	2	397	9	406
	7	2	5	3	407	13	420	
		3	5	8	607	19	626	
		4	5	5	185	5	190	
		5	5	9	725	67	792	
		6	12	10	217	3	220	
		7	15	3	7	0	7	
		8	6	5	75	1	76	
		9	6	7	105	1	106	
		8	1	14	4	357	6	363
			2	14	8	35	1	36
	3		14	5	581	7	588	
	4		14	6	41	0	41	
	5		5	1	52	2	54	
	6		14	2	296	6	302	
	7		14	3	377	11	388	
	8		5	4	216	6	222	
	9	1	7	3	66	2	68	
		2	15	8	0	0	0	
		3	6	10	27	2	29	
		4	15	11	145	2	147	
		5	15	7	84	0	84	
		7	13	8	385	13	398	
		8	11	3	63	7	70	
		11	8	2	36	0	36	
	10	1	6	1	565	40	605	
		2	5	6	245	6	251	
		3	6	2	496	13	509	
		5	6	4	322	11	333	
	12	1	7	2	303	8	311	
		2	7	4	598	36	634	
		3	15	10	37	30	67	
		4	6	3	62	4	66	
		5	6	9	164	28	192	
	13	7	6	11	9	0	9	
		1	7	6	557	62	619	
		2	7	5	458	30	488	
	14	3	15	12	571	28	599	
		1	15	9	55	0	55	
		2	13	7	266	6	272	
		3	13	4	259	22	281	
		4	13	3	209	28	237	
		5	13	5	306	13	319	
		7	15	2	11	1	12	
		8	12	8	183	2	185	
	9	15	5	88	0	88		

CITY/TOWN	REP	VOTE	WARD	DIST	MACH	MAIL	TOTAL	
PROVIDENCE (cont'd)	17	1	8	8	322	49	371
		3	8	9	569	14	583
		4	8	10	95	1	96
		5	8	7	117	3	120
		6	8	5	24	0	24
		7	15	13	9	0	9
		8	8	1	27	0	27
		18	1	11	8	60	2
	18	2	9	2	620	38	658
		3	9	4	63	0	63
		4	8	11	123	0	123
		6	9	1	161	4	165
		19	1	11	4	23	0
	19	2	11	6	303	10	313
		3	10	1	306	0	306
		4	11	5	25	0	25
		5	11	7	111	1	112
		20	1	10	2	200	0
	20	2	10	3	217	0	217
		3	10	4	286	2	288
		4	9	3	329	5	334
		Limited			4	0	4
					TOTAL	25,557	1,091	26,648
	RICHMOND	52	1		565	9	574
			2		362	8	370
			3		483	13	496
		Limited			19	0	19
						TOTAL	1,429	30
	SCITUATE	54	1		557	11	568
			2		471	3	474
			3		558	14	572
			4		656	11	667
			5		511	10	521
						TOTAL	2,753	49
	SMITHFIELD	57	1		700	12	712
			2		571	15	586
			3		692	8	700
			4		975	36	1,011
7				225	5	230	
69		5		517	18	535	
		6		771	9	780	
		8		75	1	76	
		9		516	28	544	
		10		242	0	242	
Limited				6	0	6	
					TOTAL	5,290	132	5,422
SOUTH KINGSTOWN		46	9		144	0	144
	47	2		493	15	508	
	48	4		657	29	686	
		11		285	8	293	
	49	1		875	25	900	
		3		879	30	909	
		6		520	9	529	
	81	7		448	9	457	
		10		271	7	278	
		5		758	20	778	
		8		668	23	691	
					TOTAL	5,998	175	6,173

CITY/TOWN	REP	VOTE	WARD	DIST	MACH	MAIL	TOTAL		
TIVERTON	92	1		459	12	471		
		3		498	1	499		
		4		543	7	550		
		5		472	23	495		
		6		336	5	341		
	94	2		463	5	468		
		7		360	13	373		
			TOTAL			3,131	66	3,197	
	WARREN	89	1		226	4	230	
2				170	5	175		
3				238	10	248		
4				417	30	447		
5				613	21	634		
5A				233	9	242		
90		6		284	11	295		
		1		184	6	190		
		1A		142	1	143		
				TOTAL			2,507	97	2,604
		WARWICK	25	1	2	5	110	4	114
2	3			2	170	7	177		
4	8			1	178	3	181		
5	8			2	131	9	140		
28	1			1	1	264	5	269	
29	1		1	2	628	13	641		
	2		1	3	775	12	787		
	3		1	4	780	20	800		
	4		2	6	91	0	91		
	5		2	7	70	1	71		
30	6		4	5	367	8	375		
	7		1	5	699	11	710		
	1		2	1	518	12	530		
	2		2	2	609	4	613		
	3		2	3	491	3	494		
32	4		2	4	588	16	604		
	5		3	1	607	11	618		
	1		3	3	661	11	672		
	2		4	1	679	9	688		
	3		4	2	608	21	629		
33	4		4	3	375	3	378		
	5		4	4	563	7	570		
	6		5	6	102	2	104		
	1		4	6	33	3	36		
	2		5	1	668	11	679		
34	3		5	2	438	9	447		
	4		5	3	576	12	588		
	5		5	4	808	18	826		
	6		6	6	198	3	201		
	1		3	4	324	13	337		
35	2		6	1	574	4	578		
	3		6	2	561	8	569		
	4		6	3	610	16	626		
	5		6	5	703	10	713		
	6		5	5	177	4	181		
	1	3	5	482	10	492			
	2	3	6	308	6	314			
	3	6	4	207	2	209			
	4	7	2	983	26	1,009			
	5	7	3	174	4	178			
	6	7	4	880	23	903			
	7	8	8	3	0	3			

CITY/TOWN	REP	VOTE	WARD	DIST	MACH	MAIL	TOTAL
WARWICK (cont'd)	36	1	9	1	590	24	614
		2	9	2	920	25	945
		3	9	3	454	11	465
		4	9	4	497	16	513
		5	9	6	360	9	369
		6	9	7	440	5	445
	37	1	7	1	681	13	694
		2	8	3	133	3	136
		3	8	4	723	28	751
		4	8	5	467	14	481
		5	8	6	402	38	440
		6	8	7	64	0	64
		7	8	9	521	15	536
	43	1	9	5	241	9	250
		TOTAL				25,264	584
	WESTERLY	16	5		181	8
50		1		405	18	423
		2		360	12	372
		3		242	11	253
		4		367	17	384
		5		474	22	496
51		1		360	23	383
		2		464	12	476
		3		441	19	460
		4		381	23	404
		5		274	7	281
		6		385	10	395
TOTAL				4,334	182	4,516	
WEST GREENWICH	31	2		384	9	393
	52	1		451	5	456
		3		355	6	361
	TOTAL				1,190	20	1,210
WEST WARWICK	38	1		521	21	542
		2		84	1	85
		3		397	18	415
		4		108	1	109
		5		297	2	299
		6		280	5	285
	39	1		548	26	574
		2		561	15	576
		3		486	17	503
		4		369	13	382
		5		201	4	205
	40	1		437	6	443
		2		365	3	368
		3		197	3	200
		4		513	12	525
		5		449	9	458
		6		662	6	668
	TOTAL				6,475	162	6,637

CITY/TOWN	REP	VOTE WARD	DIST	MACH	MAIL	TOTAL
WOONSOCKET,	62	1	311	34	345
		2	298	4	302
		3	376	8	384
	63	1	301	11	312
		2	261	8	269
		3	424	7	431
		4	388	2	390
		5	114	0	114
	64	1	573	32	605
		2	616	10	626
		3	442	7	449
	65	1	409	6	415
		2	500	3	503
		3	403	4	407
		4	105	1	106
	66	1	315	5	320
		2	413	36	449
		3	474	5	479
		4	588	16	604
			TOTAL		7,311	199
STATE TOTAL				235,088	7,128	242,216



RI GENERAL ELECTION

November 3, 1998

ATTORNEY GENERAL

CITY/TOWN	Nancy J. MAYER (REP)	Sheldon W. WHITEHOUSE (DEM)
BARRINGTON	2,618	3,886
BRISTOL	2,583	3,836
BURRILLVILLE	1,423	2,534
CENTRAL FALLS	619	1,788
CHARLESTOWN	1,000	1,453
COVENTRY	3,815	6,437
CRANSTON	9,002	18,895
CUMBERLAND	3,492	6,638
EAST GREENWICH	1,874	2,774
EAST PROVIDENCE	4,311	10,499
EXETER	721	1,075
FOSTER	677	990
GLOCESTER	1,174	1,983
HOPKINTON	883	1,206
JAMESTOWN	844	1,664
JOHNSTON	3,585	7,826
LINCOLN	2,927	4,954
LITTLE COMPTON	622	931
MIDDLETOWN	1,622	3,101
NARRAGANSETT	1,893	3,766
NEWPORT	1,942	4,533
NEW SHOREHAM	327	528
NORTH KINGSTOWN	3,342	5,714
NORTH PROVIDENCE	3,374	8,581
NORTH SMITHFIELD	1,573	2,608
PAWTUCKET	4,645	10,626
PORTSMOUTH	2,415	3,686
PROVIDENCE	7,919	23,742
RICHMOND	687	1,291
SCITUATE	1,687	2,280
SMITHFIELD	2,372	4,363
SOUTH KINGSTOWN	2,702	5,344
TIVERTON	1,652	2,610
WARREN	1,209	2,048
WARWICK	10,419	20,107
WESTERLY	2,482	3,991
WEST GREENWICH	636	971
WEST WARWICK	2,606	5,252
WOONSOCKET	2,961	5,900
STATE TOTALS	100,635	200,411

RI GENERAL ELECTION, November 3, 1998

ATTORNEY GENERAL

Summary By County

COUNTY	CITY/TOWN	Nancy J. MAYER (REP)	Sheldon WHITEHOUSE (DEM)
<u>BRISTOL COUNTY</u>			
	BARRINGTON	2,618	3,886
	BRISTOL	2,583	3,836
	WARREN	1,209	2,048
	COUNTY TOTAL	6,410	9,770
<u>KENT COUNTY</u>			
	COVENTRY	3,815	6,437
	EAST GREENWICH	1,874	2,774
	WARWICK	10,419	20,107
	WEST GREENWICH	636	971
	WEST WARWICK	2,606	5,252
	COUNTY TOTAL	19,350	35,541
<u>NEWPORT COUNTY</u>			
	JAMESTOWN	844	1,664
	LITTLE COMPTON	622	931
	MIDDLETOWN	1,622	3,101
	NEWPORT	1,942	4,533
	PORTSMOUTH	2,415	3,686
	TIVERTON	1,652	2,610
	COUNTY TOTAL	9,097	16,525
<u>PROVIDENCE COUNTY</u>			
	BURRILLVILLE	1,423	2,534
	CENTRAL FALLS	619	1,788
	CRANSTON	9,002	18,895
	CUMBERLAND	3,492	6,638
	EAST PROVIDENCE	4,311	10,499
	FOSTER	677	990
	GLOCESTER	1,174	1,983
	JOHNSTON	3,585	7,826
	LINCOLN	2,927	4,954
	NORTH PROVIDENCE	3,374	8,581
	NORTH SMITHFIELD	1,573	2,608
	PAWTUCKET	4,645	10,626
	PROVIDENCE	7,919	23,742
	SCITUATE	1,687	2,280
	SMITHFIELD	2,372	4,363
	WOONSOCKET	2,961	5,900
	COUNTY TOTAL	51,741	114,207
<u>WASHINGTON COUNTY</u>			
	CHARLESTOWN	1,000	1,453
	EXETER	721	1,075
	HOPKINTON	883	1,206
	NARRAGANSETT	1,893	3,766
	NEW SHOREHAM	327	528
	NORTH KINGSTOWN	3,342	5,714
	RICHMOND	687	1,291
	SOUTH KINGSTOWN	2,702	5,344
	WESTERLY	2,482	3,991
	COUNTY TOTAL	14,037	24,368
STATE TOTALS		100,635	200,411

RI GENERAL ELECTION							
November 3, 1998							
Attorney General							
NANCY J. MAYER (REP)							

CITY/TOWN	REP	VOTE	WARD	DIST	MACH	MAIL	TOTAL	
BARRINGTON	87	1		178	3	181	
		2		408	12	420	
		3		350	11	361	
	88	1		362	13	375	
		2		250	8	258	
		3		360	23	383	
		4		334	10	344	
		5		285	11	296	
				TOTAL		2,527	91	2,618
	BRISTOL	90	1		256	3	259
2				343	11	354	
3				375	10	385	
4				249	18	267	
5				217	5	222	
91		1		280	5	285	
		2		239	4	243	
		3		209	12	221	
		4		138	0	138	
93		1		196	6	202	
		Limited		7	0	7	
				TOTAL		2,509	74	2,583
BURRILLVILLE		15	4		81	0	81
		60	1		210	17	227
	2			255	7	262	
	5			262	8	270	
	61	3		212	2	214	
		3A		165	2	167	
		4		200	2	202	
				TOTAL		1,385	38	1,423
CENTRAL FALLS	72	1	1	1	44	3	47	
		3	2	1	26	0	26	
		5	3	1	71	3	74	
		7	4	1	51	0	51	
		9	5	1	129	4	133	
	73	2	1	2	51	0	51	
		4	2	2	114	6	120	
		6	3	2	15	0	15	
		8	4	2	100	2	102	
					TOTAL		601	18
CHARLESTOWN	16	1		183	2	185	
	81	1		115	0	115	
		2		278	12	290	
		3		209	5	214	
		4		195	1	196	
				TOTAL		980	20	1,000
COVENTRY	24	1	2C	134	9	143	
	31	1	5D	276	10	286	
		2	5C	183	14	197	
	39	1	3A	87	0	87	
	41	1	2D	252	4	256	
		2	2B	152	5	157	
		3	3B	158	3	161	
		4	3C	241	1	242	
		5	3D	165	2	167	
		6	2A	180	4	184	

CITY/TOWN	REP	VOTE	WARD	DIST	MACH	MAIL	TOTAL
COVENTRY (cont'd)	42	1	4A	96	1	97
		2	4C	217	3	220
		3	5A	170	3	173
		4	5B	131	1	132
		5	4B	188	2	190
		6	4D	242	1	243
	53	1	1A	227	7	234
		2	1B	275	12	287
		3	1C	356	3	359
	TOTAL					3,730	85
CRANSTON	13	1	3	8	186	8	194
	21	1	2	7	50	4	54
		2	3	1	148	7	155
		3	3	2	131	15	146
		4	3	3	210	12	222
		5	3	4	147	10	157
		6	3	6	280	10	290
		7	3	9	47	4	51
	22	1	3	5	13	0	13
		2	3	7	113	1	114
		3	5	1	30	3	33
		4	5	3	190	13	203
		5	5	4	254	5	259
		6	5	5	324	11	335
		7	5	7	26	0	26
	23	1	4	2	395	14	409
		2	4	3	392	15	407
		3	4	5	288	14	302
		4	4	8	80	8	88
		5	4	9	164	3	167
		6	5	6	106	4	110
		7	5	8	73	5	78
		8	5	9	161	3	164
	24	1	4	1	378	13	391
		2	4	4	243	3	246
		3	4	7	129	0	129
		4	6	3	223	13	236
		5	6	4	249	14	263
	25	1	6	5	31	2	33
		2,4	6	6,8	131	28	159
		3	6	7	288	12	300
	26	1	2	4	302	20	322
		2	2	5	101	0	101
		3	2	6	202	10	212
		4	4	6	19	2	21
		5	5	2	195	9	204
		6	6	1	252	16	268
		7	6	2	33	1	34
		8	6	9	149	5	154
	27	1	1	6	205	2	207
		2	1	7	145	9	154
		3	2	1	64	1	65
4		2	2	199	11	210	
5		2	3	241	6	247	
28	6	2	8	119	4	123	
	1	1	1	161	5	166	
	2	1	2	230	9	239	
	3	1	3	144	4	148	
	4	1	4	146	7	153	
5	1	5	220	20	240		
TOTAL					8,607	395	9,002

CITY/TOWN	REP	VOTE	WARD	DIST	MACH	MAIL	TOTAL
CUMBERLAND	58	14		339	3	342
		15		101	1	102
		16		255	2	257
	67	4		225	3	228
		8		292	1	293
		10		253	2	255
		11		290	7	297
		12		311	8	319
	68	13		91	0	91
		2		80	2	82
		3		162	3	165
		5		188	3	191
		6		243	3	246
73	7		184	4	188	
	9		289	5	294	
	1		140	2	142	
			TOTAL	3,443	49	3,492	
EAST GREENWICH	31	6		289	5	294
		7		191	4	195
	43	1		261	8	269
		2		268	11	279
		3		240	22	262
	Limited	4		307	20	327
		5		226	15	241
				TOTAL	1,789	85	1,874
EAST PROVIDENCE	82	1		300	9	309
		1A		130	5	135
		2		218	5	223
	83	3		201	7	208
		4		119	5	124
		5		228	11	239
		7		136	4	140
		8		124	3	127
	84	9		32	0	32
		14		229	15	244
		15		242	3	245
		16		186	3	189
		19		117	2	119
	85	6		140	1	141
		10		168	11	179
		11		102	2	104
		12		74	1	75
		13		63	1	64
	86	17		162	6	168
18			263	13	276	
20			246	7	253	
21			222	3	225	
87	22		330	9	339	
	23		153	0	153	
			TOTAL	4,185	126	4,311	
EXETER	31	3		388	11	399
	46	1		35	1	36
	52	2		111	3	114
		4		159	13	172
			TOTAL	693	28	721	
FOSTER	53	1		336	6	342
		2		324	11	335
				TOTAL	660	17	677

CITY/TOWN	REP	VOTE	WARD	DIST	MACH	MAIL	TOTAL
GLOCESTER	15	1		272	5	277
		2		270	6	276
		3		161	6	167
		4		140	2	142
		5		304	7	311
	Limited		1	0	1	
			TOTAL		1,148	26	1,174
HOPKINTON	16	1		239	9	248
		2		329	8	337
		3		289	9	298
			TOTAL		857	26	883
JAMESTOWN	98	1		376	25	401
		2		426	17	443
			TOTAL		802	42	844
JOHNSTON	11	4A		165	3	168
		5B		289	3	292
		5C		321	6	327
	12	2C		135	6	141
		3B		49	2	51
	55	1A		294	15	309
		1B		346	5	351
		2A		255	11	266
		2B		305	13	318
		2D		20	0	20
	56	3D		48	1	49
		3A		156	1	157
		3C		335	8	343
		4B		340	10	350
4C			143	4	147	
		4D		35	1	36
		5A		253	7	260
			TOTAL		3,489	96	3,585
LINCOLN	58	1		308	6	314
		3		374	12	386
	59	4		315	4	319
		5		233	9	242
		6		322	7	329
		7		205	12	217
		8		303	7	310
	69	9		316	8	324
		10		183	3	186
	74	11		83	1	84
		12		142	0	142
		13		74	0	74
				TOTAL		2,858	69
LITTLE COMPTON	94	1		601	21	622
			TOTAL		601	21	622
MIDDLETOWN	95	1		128	8	136
		2		94	6	100
		3		216	7	223
		4		201	16	217
	96	9		77	1	78
		5		224	7	231
	99	6		154	24	178
		7		211	10	221
		8		230	8	238
			TOTAL		1,535	87	1,622

CITY/TOWN	REP	VOTE	WARD	DIST	MACH	MAIL	TOTAL		
NARRAGANSETT,	47		1	269	22	291		
			2	227	16	243		
			3	313	23	336		
			4	235	16	251		
	48		5	212	13	225		
			6	238	10	248		
			7	91	1	92		
			8	202	5	207		
				TOTAL		1,787	106	1,893	
	NEWPORT	97		1	2	4	14	0
			2	1	4	23	2	25
			3	3	2	94	1	95
			4	1	3	25	2	27
			5	2	2	190	6	196
			6	2	1	140	9	149
98			1	1	1	185	10	195
			2	1	2	158	11	169
99			1	3	2	159	5	164
			2	3	3	176	7	183
100			1	3	1	63	6	69
			2	3	4	94	7	101
			3	4	1	142	7	149
			4	4	2	181	13	194
			5	4	3	193	12	205
		Limited			7	0	7	
					TOTAL	1,844	98	1,942	
NEW SHOREHAM		81		1	265	62	327	
					TOTAL	265	62	327	
NORTH KINGSTOWN		44		1	324	12	336	
			2	330	16	346		
			3	251	6	257		
			4	242	16	258		
	45		6	249	9	258		
			8	302	12	314		
			9	266	21	287		
			10	206	10	216		
			11	298	14	312		
	46		5	450	15	465		
			7	278	15	293		
				TOTAL	3,196	146	3,342		
	NORTH PROVIDENCE	6		2E	192	2	194	
				3D	187	3	190	
			3E	135	2	137		
11			1A	129	4	133		
			3A	211	6	217		
			3C	25	0	25		
70			1B	264	4	268		
			1C	265	7	272		
			1D	183	5	188		
			3B	122	6	128		
			3F	199	11	210		
71			1E	177	3	180		
			2A	374	3	377		
			2B	207	6	213		
				2C	276	5	281	
			3G	176	1	177		
74		2D	183	0	183			
		Limited		1	0	1		
			TOTAL	3,306	68	3,374			

CITY/TOWN	REP	VOTE	WARD	DIST	MACH	MAIL	TOTAL
NORTH SMITHFIELD	61	1		358	7	365
		5		326	7	333
	62	2		268	17	285
		3		204	3	207
	64	4		376	7	383
			TOTAL		1,532	41	1,573
PAWTUCKET	4	1	4	6	149	4	153
		74	1	6	2	50	0
		2	6	4	294	5	299
	75	1	5	2	104	2	106
		2	6	5	273	3	276
	76	3	5	1	100	1	101
		1	4	1	92	2	94
		2	4	5	89	1	90
		3	5	3	109	3	112
		4	5	4	138	2	140
		5	6	3	15	2	17
	77	6	6	6	12	0	12
		1	4	3	112	1	113
		2	4	4	137	9	146
		3	3	1	132	5	137
		4	3	5	137	6	143
	78	5	3	6	203	6	209
		1	6	1	47	3	50
		2	1	2	115	4	119
		3	4	2	109	2	111
		4	2	1	71	2	73
	79	5	3	4	46	1	47
		1	1	3	238	8	246
		2	1	4	172	7	179
		3	1	5	237	8	245
		4	1	1	80	0	80
	80	5	2	3	44	0	44
		6	2	2	24	3	27
		1	2	6	207	2	209
		2	2	5	220	9	229
		3	2	4	226	3	229
	82	4	3	2	255	9	264
1		3	3	277	18	295	
			TOTAL		4,514	131	4,645
PORTSMOUTH	93	1		169	8	177
		2		214	6	220
		3		252	10	262
		4		256	10	266
		5		38	1	39
	94	6		220	13	233
		7		194	12	206
	96	8		196	8	204
		9		295	12	307
		10		225	18	243
		11		248	9	257
Limited			1	0	1	
			TOTAL		2,308	107	2,415
PROVIDENCE	1	1	5	7	66	1	67
		2	4	6	47	9	56
		3	12	2	10	0	10
		4	12	6	58	1	59
		8	12	3	102	0	102
		11	14	7	41	0	41
		12	12	4	1	0	1
	13	12	1	0	0	0	

CITY/TOWN	REP	VOTE	WARD	DIST	MACH	MAIL	TOTAL
PROVIDENCE (cont'd)	2	1	13	2	72	2	74
		2	11	1	57	0	57
		3	11	2	16	5	21
		4	1	5	115	1	116
		5	1	4	131	13	144
	3	3	3	7	48	0	48
		5	12	7	118	9	127
		6	2	8	177	5	182
		8	1	3	80	1	81
		9	1	2	44	1	45
4	1	3	1	57	1	58	
	2	2	1	279	18	297	
	3	2	3	287	2	289	
	4	2	7	84	3	87	
	5	2	6	64	0	64	
	6	1	1	66	11	77	
	7	2	9	23	1	24	
5	10	2	4	96	1	97	
	1	3	2	153	3	156	
	2	3	3	139	9	148	
	3	3	5	116	0	116	
	5	3	4	76	1	77	
	6	2	2	52	1	53	
6	7	4	5	27	13	40	
	1	4	2	207	5	212	
	2	4	3	136	7	143	
	4	4	1	200	18	218	
	5	14	1	14	0	14	
7	1	5	2	126	2	128	
	2	5	3	120	4	124	
	3	5	8	174	5	179	
	4	5	5	58	1	59	
	5	5	9	209	23	232	
	6	12	10	70	0	70	
	7	15	3	0	0	0	
	8	6	5	20	0	20	
8	9	6	7	39	0	39	
	1	14	4	115	3	118	
	2	14	8	15	0	15	
	3	14	5	178	0	178	
	4	14	6	29	0	29	
	5	5	1	15	0	15	
	6	14	2	79	2	81	
	7	14	3	131	3	134	
9	8	5	4	62	2	64	
	1	7	3	19	0	19	
	2	15	8	0	0	0	
	3	6	10	5	0	5	
	4	15	11	39	1	40	
	5	15	7	21	0	21	
	7	13	8	92	8	100	
	8	11	3	12	3	15	
10	11	8	2	7	0	7	
	1	6	1	190	6	196	
	2	5	6	81	2	83	
	3	6	2	157	3	160	
	5	6	4	127	3	130	
12	1	7	2	86	4	90	
	2	7	4	170	4	174	
	3	15	10	13	2	15	

CITY/TOWN	REP	VOTE	WARD	DIST	MACH	MAIL	TOTAL	
PROVIDENCE (cont'd)	12	4	6	3	16	0	16	
		5	6	9	41	2	43	
		7	6	11	5	0	5	
	13	1	7	6	144	6	150	
		2	7	5	119	8	127	
		3	15	12	180	4	184	
	14	1	15	9	11	0	11	
		2	13	7	67	2	69	
		3	13	4	78	6	84	
		4	13	3	58	4	62	
		5	13	5	90	1	91	
		7	15	2	2	0	2	
		8	12	8	50	0	50	
		9	15	5	25	0	25	
	17	1	8	8	60	12	72	
		3	8	9	229	4	233	
		4	8	10	31	1	32	
		5	8	7	25	0	25	
		6	8	5	6	0	6	
		7	15	13	1	0	1	
		8	8	1	5	0	5	
	18	1	11	8	17	0	17	
		2	9	2	140	14	154	
		3	9	4	20	0	20	
		4	8	11	39	0	39	
		6	9	1	33	0	33	
	19	1	11	4	9	0	9	
		2	11	6	65	2	67	
		3	10	1	44	0	44	
		4	11	5	11	0	11	
		5	11	7	29	1	30	
	20	1	10	2	54	0	54	
		2	10	3	61	0	61	
		3	10	4	65	1	66	
		Limited			1	0	1	
			TOTAL		7,627	292	7,919	
	RICHMOND	52	1		270	2	272
			2		176	2	178
			3		220	6	226
		Limited			11	0	11
				TOTAL		677	10	687
	SCITUATE	54	1		332	18	350
			2		284	6	290
			3		363	15	378
			4		359	14	373
			5		288	8	296
				TOTAL		1,626	61	1,687
	SMITHFIELD	57	1		290	4	294
			2		250	4	254
			3		296	3	299
			4		400	20	420
			7		93	4	97
		69	5		260	11	271
			6		308	7	315
			8		28	2	30
9				239	13	252	
10				134	3	137	
Limited				3	0	3	
			TOTAL		2,301	71	2,372	

CITY/TOWN	REP	VOTE	WARD	DIST	MACH	MAIL	TOTAL
SOUTH KINGSTOWN	46	9	1	89	0	89
	47	2	4	222	10	232
	48	4	6	234	13	247
		11	1	146	4	150
	49	1	5	376	8	384
		3	7	356	10	366
		6	2	213	3	216
		7	3	194	7	201
		10	4	104	3	107
	81	5	3	363	19	382
		8		316	12	328
			TOTAL		2,613	89	2,702
TIVERTON	92	1		268	10	278
		3		246	1	247
		4		267	7	274
		5		186	8	194
		6		144	5	149
	94	2		259	6	265
		7		235	10	245
			TOTAL		1,605	47	1,652
WARREN	89	1		102	3	105
		2		80	2	82
		3		115	6	121
		4		169	9	178
		5		323	16	339
		5A		71	5	76
		6		135	6	141
	90	1		97	4	101
		1A		66	0	66
				TOTAL		1,158	51
WARWICK	25	1	2	5	51	2	53
		2	3	2	55	1	56
		4	8	1	83	1	84
		5	8	2	34	1	35
	28	1	1	1	97	0	97
	29	1	1	2	227	4	231
		2	1	3	295	4	299
		3	1	4	332	11	343
		4	2	6	33	0	33
		5	2	7	15	1	16
		6	4	5	142	0	142
		7	1	5	283	6	289
	30	1	2	1	179	4	183
		2	2	2	258	1	259
		3	2	3	175	1	176
		4	2	4	221	4	225
		5	3	1	215	2	217
	32	1	3	3	266	5	271
		2	4	1	245	3	248
		3	4	2	214	9	223
	4	4	3	151	2	153	
	5	4	4	237	3	240	
	6	5	6	36	0	36	
33	1	4	6	15	1	16	
	2	5	1	246	6	252	
	3	5	2	163	2	165	
	4	5	3	217	2	219	
	5	5	4	339	8	347	
	6	6	6	77	0	77	

CITY/TOWN	REP	VOTE	WARD	DIST	MACH	MAIL	TOTAL	
WARWICK (cont'd)	34	1	3	4	130	7	137	
		2	6	1	238	1	239	
		3	6	2	206	4	210	
		4	6	3	232	11	243	
		5	6	5	307	11	318	
	35	6	5	5	73	1	74	
		1	3	5	174	2	176	
		2	3	6	93	3	96	
		3	6	4	89	1	90	
		4	7	2	368	11	379	
		5	7	3	62	2	64	
		6	7	4	410	14	424	
	36	7	8	8	1	0	1	
		1	9	1	253	5	258	
		2	9	2	407	13	420	
		3	9	3	183	2	185	
		4	9	4	236	6	242	
		5	9	6	197	7	204	
	37	6	9	7	203	4	207	
		1	7	1	298	9	307	
		2	8	3	79	1	80	
		3	8	4	311	14	325	
		4	8	5	205	2	207	
		5	8	6	178	11	189	
		6	8	7	22	0	22	
		7	8	9	204	8	212	
	43	1	9	5	122	3	125	
		TOTAL				10,182	237	10,419
	WESTERLY	16	5		89	3	92
			50	1	178	6	184
		51	2		170	10	180
			3		113	9	122
			4		216	7	223
			5		232	6	238
			1		202	8	210
			2		246	12	258
		51	3		247	13	260
			4		275	23	298
			5		174	8	182
			6		222	13	235
		TOTAL				2,364	118	2,482
		WEST GREENWICH	31	2		189	2
	52			1	243	5	248
	3			193	4	197	
TOTAL				625	11	636		
WEST WARWICK	38	1		200	9	209	
		2		43	0	43	
		3		170	5	175	
		4		33	3	36	
		5		115	1	116	
		6		123	1	124	
	39	1		181	5	186	
		2		202	4	206	
		3		176	3	179	
		4		150	2	152	
	40	5		71	4	75	
		1		192	5	197	
		2		129	1	130	
		3		78	0	78	
		4		211	5	216	
		5		193	6	199	
	40	6		284	1	285	
		TOTAL				2,551	55	2,606

CITY/TOWN	REP	VOTE	WARD	DIST	MACH	MAIL	TOTAL
WOONSOCKET	62	1		111	6	117
		2		110	0	110
		3		156	2	158
	63	1		74	4	78
		2		108	2	110
		3		149	6	155
		4		187	2	189
		5		35	0	35
	64	1		231	11	242
		2		269	6	275
		3		174	3	177
	65	1		182	2	184
		2		212	2	214
		3		151	7	158
		4		42	2	44
	66	1		117	1	118
		2		143	11	154
		3		215	2	217
		4		220	6	226
				TOTAL		2,886	75
STATE TOTAL					97,366	3,269	100,635

RI GENERAL ELECTION
November 3, 1998
Attorney General
SHELDON WHITEHOUSE (DEM)

CITY/TOWN	REP	VOTE	WARD	DIST	MACH	MAIL	TOTAL	
BARRINGTON	87	1		347	7	354	
		2		522	7	529	
		3		508	18	526	
	88	1		596	9	605	
		2		521	8	529	
		3		443	13	456	
		4		412	8	420	
		5		460	7	467	
			TOTAL			3,809	77	3,886
	BRISTOL	90	1		322	6	328
2				406	9	415	
3				438	11	449	
4				424	26	450	
5				358	1	359	
91		1		453	10	463	
		2		506	6	512	
		3		363	14	377	
		4		221	0	221	
93		1		256	3	259	
		Limited		3	0	3	
			TOTAL			3,750	86	3,836
BURRILLVILLE		15	4		125	0	125
	60	1		438	34	472	
		2		517	13	530	
		5		414	30	444	
	61	3		341	3	344	
		3A		236	2	238	
		4		371	10	381	
			TOTAL			2,442	92	2,534
CENTRAL FALLS	72	1	1	1	121	6	127
		3	1	2	66	9	75
		5	1	3	238	7	245
		7	1	4	93	1	94
		9	1	5	329	5	334
	73	2	2	1	143	2	145
		4	2	2	266	25	291
		6	2	3	128	2	130
		8	2	4	344	3	347
				TOTAL			1,728	60
CHARLESTOWN	16	1		305	3	308	
	81	1		220	1	221	
		2		308	3	311	
		3		300	6	306	
		4		301	6	307	
			TOTAL			1,434	19	1,453
COVENTRY	24	1	2C	233	14	247	
	31	1	5D	393	3	396	
		2	5C	349	35	384	
	39	1	3A	154	3	157	
	41	1	2D	439	3	442	
		2	2B	250	2	252	
		3	3B	259	2	261	
		4	3C	429	3	432	
		5	3D	352	0	352	
		6	2A	381	2	383	

CITY/TOWN	REP	VOTE	WARD	DIST	MACH	MAIL	TOTAL	
COVENTRY (cont'd)	42	1	4A	136	1	137	
		2	4C	419	6	425	
		3	5A	336	3	339	
		4	5B	256	3	259	
		5	4B	310	5	315	
		6	4D	404	6	410	
	53	1	1A	321	5	326	
		2	1B	477	4	481	
		3	1C	437	2	439	
			TOTAL			6,335	102	6,437
CRANSTON	13	1	8	3	323	19	342
		21	1	7	2	102	2
		2	1	3	295	16	311
		3	2	3	287	16	303
		4	3	3	441	4	445
		5	4	3	327	5	332
		6	6	3	526	11	537
		7	9	3	107	5	112
		22	1	5	3	27	0
	2		7	3	226	13	239
	3		1	5	96	2	98
	4		3	5	598	30	628
	5		4	5	581	20	601
	6		5	5	726	23	749
	7		7	5	67	6	73
	23	1	2	4	715	15	730
		2	3	4	595	27	622
		3	5	4	530	16	546
		4	8	4	108	2	110
		5	9	4	249	5	254
		6	6	5	242	17	259
		7	8	5	182	10	192
		8	9	5	282	3	285
	24	1	1	4	642	14	656
		2	4	4	512	12	524
		3	7	4	273	5	278
		4	3	6	474	16	490
		5	4	6	540	16	556
	25	1	5	6	582	18	600
		2,4	6,8	6	297	65	362
		3	7	6	64	1	65
	26	1	4	2	684	31	715
		2	5	2	232	10	242
		3	6	2	487	7	494
		4	6	4	58	4	62
		5	2	5	462	8	470
		6	1	6	431	8	439
		7	2	6	49	10	59
		8	9	6	299	14	313
	27	1	6	1	421	11	432
		2	7	1	473	11	484
		3	1	2	180	3	183
4		2	2	553	23	576	
5		3	2	587	18	605	
28	6	8	2	266	10	276	
	1	1	1	416	4	420	
	2	2	1	454	9	463	
	3	3	1	316	18	334	
	4	4	1	367	9	376	
	5	5	1	495	27	522	
			TOTAL			18,246	649	18,895

CITY/TOWN	REP	VOTE	WARD	DIST	MACH	MAIL	TOTAL	
CUMBERLAND	58	14		635	21	656	
		15		163	2	165	
		16		463	5	468	
	67	4		537	7	544	
		8		567	3	570	
		10		438	1	439	
		11		351	12	363	
		12		472	21	493	
	68	13		118	0	118	
		2		250	4	254	
		3		380	6	386	
		5		417	6	423	
		6		493	10	503	
		7		283	4	287	
		9		566	1	567	
73	1		393	9	402		
			TOTAL	6,526	112	6,638		
EAST GREENWICH	31	6		382	11	393	
		7		255	8	263	
	43	1		443	7	450	
		2		435	8	443	
		3		453	25	478	
		4		388	13	401	
		5		332	10	342	
	Limited			4	0	4	
				TOTAL	2,692	82	2,774	
	EAST PROVIDENCE	82	1		708	20	728
1A				251	3	254	
2				590	26	616	
83		3		426	12	438	
		4		344	13	357	
		5		594	35	629	
		7		420	9	429	
		8		377	6	383	
84		9		82	1	83	
		14		612	47	659	
		15		586	8	594	
		16		424	15	439	
		19		265	7	272	
		6		460	10	470	
85		10		465	13	478	
		11		288	5	293	
		12		176	2	178	
		13		204	0	204	
		86	17		351	2	353
			18		559	27	586
			20		529	18	547
87		21		566	12	578	
		22		600	15	615	
	23		308	8	316		
				TOTAL	10,185	314	10,499	
EXETER	31	3		597	10	607	
	46	1		63	0	63	
	52	2		173	3	176	
		4		219	10	229	
			TOTAL	1,052	23	1,075		
FOSTER	53	1		524	9	533	
		2		447	10	457	
				TOTAL	971	19	990	

CITY/TOWN	REP	VOTE	WARD	DIST	MACH	MAIL	TOTAL
GLOCESTER	15		1	368	14	382
			2	477	8	485
			3	364	11	375
			4	183	3	186
			5	538	15	553
	Limited			2	0	2
			TOTAL		1,932	51	1,983
HOPKINTON	16		1	313	2	315
			2	465	7	472
			3	412	7	419
			TOTAL		1,190	16	1,206
JAMESTOWN	98		1	796	37	833
			2	788	42	830
	Limited			0	1	1
			TOTAL		1,584	80	1,664
JOHNSTON	11		4A	333	3	336
			5B	533	8	541
			5C	651	18	669
	12		2C	323	17	340
			3B	123	2	125
	55		1A	629	12	641
			1B	799	52	851
			2A	542	22	564
			2B	640	39	679
			2D	80	1	81
	56		3D	107	3	110
			3A	449	9	458
			3C	809	28	837
			4B	705	17	722
			4C	263	12	275
		4D	96	1	97	
		5A	493	7	500	
		TOTAL		7,575	251	7,826	
LINCOLN	58		1	588	3	591
			3	609	26	635
	59		4	506	8	514
			5	381	7	388
			6	551	11	562
			7	379	8	387
			8	519	2	521
	69		9	579	11	590
			10	263	3	266
			11	131	2	133
	74		12	262	2	264
			13	102	1	103
			TOTAL		4,870	84	4,954
LITTLE COMPTON	94		1	900	31	931
				TOTAL	900	31	931
MIDDLETOWN	95		1	255	5	260
			2	214	9	223
			3	400	9	409
			4	364	22	386
96	99		9	152	1	153
			5	465	18	483
			6	293	29	322
			7	442	11	453
			8	399	13	412
		TOTAL		2,984	117	3,101	

CITY/TOWN	REP	VOTE	WARD	DIST	MACH	MAIL	TOTAL	
NARRAGANSETT	47	1			395	35	430
		2			389	17	406
		3			629	24	653
		4			484	30	514
	48	5			486	17	503
		6			587	15	602
		7			214	5	219
		8			435	4	439
					TOTAL	3,619	147	3,766
NEWPORT	97	1	2	4	38	1	39
		2	1	4	62	5	67
		3	2	3	159	4	163
		4	1	3	89	1	90
		5	2	2	467	22	489
		6	2	1	364	14	378
	98	1	1	1	426	13	439
		2	1	2	427	9	436
	99	1	3	2	333	12	345
		2	3	3	327	11	338
	100	1	3	1	133	6	139
		2	3	4	227	17	244
		3	4	1	362	20	382
		4	4	2	398	26	424
		5	4	3	532	19	551
	Limited				9	0	9
					TOTAL	4,353	180	4,533
NEW SHOREHAM	81	1		465	63	528	
				TOTAL	465	63	528	
NORTH KINGSTOWN	44	1			529	10	539
		2			536	25	561
		3			449	9	458
		4			537	20	557
	45	6			432	16	448
		8			417	16	433
		9			486	34	520
		10			416	13	429
		11			448	9	457
	46	5			714	25	739
		7			556	11	567
Limited				6	0	6	
				TOTAL	5,526	188	5,714	
NORTH PROVIDENCE	6	2E			502	7	509
		3D			455	19	474
		3E			333	1	334
	10	1A			365	11	376
		3A			646	8	654
		3C			66	1	67
	70	1B			652	18	670
		1C			711	21	732
		1D			632	27	659
		3B			365	11	376
	71	3F			520	44	564
		1E			495	11	506
		2A			731	5	736
74	2B			548	14	562	
	2C			524	1	525	
	3G			448	5	453	
	2D			378	6	384	
					TOTAL	8,371	210	8,581

CITY/TOWN	REP	VOTE	WARD	DIST	MACH	MAIL	TOTAL	
NORTH SMITHFIELD	61	1		630	5	635	
		5		494	6	500	
	62	2		518	45	563	
		3		310	7	317	
	64	4		590	2	592	
	Limited			1	0	1	
			TOTAL		2,543	65	2,608	
PAWTUCKET	4	1	4	6	322	7	329
	74	1	2	6	197	3	200
		2	4	6	628	10	638
	75	1	2	5	276	8	284
		2	5	6	499	11	510
	76	3	1	5	287	0	287
		1	1	4	244	3	247
		2	5	4	196	5	201
	77	3	3	5	266	2	268
		4	4	5	365	8	373
		5	3	6	109	4	113
		6	6	6	25	0	25
		1	3	4	313	7	320
		2	4	4	337	30	367
	78	3	1	3	299	16	315
		4	5	3	335	5	340
		5	6	3	458	6	464
		1	1	6	207	10	217
		2	2	1	268	5	273
	79	3	2	4	280	4	284
		4	1	2	249	6	255
		5	4	3	90	1	91
		1	3	1	441	10	451
		2	4	1	315	7	322
		3	5	1	511	7	518
		4	1	1	193	4	197
	80	5	3	2	116	1	117
		6	2	2	103	4	107
		1	2	6	437	4	441
		2	2	5	485	9	494
		3	2	4	465	8	473
	82	4	3	2	520	5	525
		1	3	3	548	29	577
Limited				3	0	3	
			TOTAL		10,387	239	10,626	
PORTSMOUTH	93	1		350	12	362	
		2		335	11	346	
		3		371	12	383	
		4		407	12	419	
		5		51	2	53	
	94	6		277	19	296	
		7		286	6	292	
	96	8		332	18	350	
		9		410	16	426	
		10		387	19	406	
		11		342	11	353	
			TOTAL		3,548	138	3,686	
PROVIDENCE	1	1	5	7	181	5	186
		2	4	6	137	21	158
		3	12	2	29	0	29
		4	12	6	202	2	204
		8	12	3	285	3	288
		11	14	7	82	0	82
		12	12	4	7	0	7
		13	12	1	7	0	7

CITY/TOWN	REP	VOTE	WARD	DIST	MACH	MAIL	TOTAL	
PROVIDENCE (cont'd)	2	1	13	2	143	12	155
		2	11	1	131	2	133
		3	11	2	93	15	108
		4	1	5	409	4	413
		5	1	4	499	29	528
	3	3	3	7	176	3	179
		5	12	7	291	9	300
		6	2	8	414	4	418
		8	1	3	191	6	197
	4	9	1	2	125	1	126
1		3	1	154	1	155	
2		2	1	451	27	478	
3		2	3	734	13	747	
4		2	7	258	8	266	
5		2	6	236	11	247	
6		1	1	171	7	178	
7		2	9	92	1	93	
10		2	4	225	5	230	
5		1	3	2	427	7	434
	2	3	3	495	18	513	
	3	3	5	506	5	511	
	5	3	4	216	5	221	
	6	2	2	89	1	90	
	7	4	5	109	38	147	
	6	1	4	2	556	16	572
2		4	3	412	18	430	
4		4	1	495	56	551	
5		14	1	19	0	19	
7		1	5	2	338	7	345
	2	5	3	341	10	351	
	3	5	8	516	15	531	
	4	5	5	164	5	169	
	5	5	9	631	55	686	
	6	12	10	180	4	184	
	7	15	3	7	0	7	
	8	6	5	67	1	68	
	9	6	7	92	1	93	
	8	1	14	4	300	6	306
2		14	8	34	1	35	
3		14	5	500	6	506	
4		14	6	38	0	38	
5		5	1	45	2	47	
6		14	2	261	4	265	
7		14	3	322	9	331	
8		5	4	190	4	194	
9	1	7	3	60	2	62	
	2	15	8	0	0	0	
	3	6	10	27	2	29	
	4	15	11	136	1	137	
	5	15	7	74	0	74	
	7	13	8	368	13	381	
	8	11	3	63	7	70	
	11	8	2	34	0	34	
10	1	6	1	482	38	520	
	2	5	6	203	4	207	
	3	6	2	428	12	440	
	5	6	4	280	8	288	

CITY/TOWN	REP	VOTE	WARD	DIST	MACH	MAIL	TOTAL	
PROVIDENCE (cont'd)	12	1	7	2	268	8	276
		2	7	4	526	35	561
		3	15	10	32	28	60
		4	6	3	57	4	61
		5	6	9	158	26	184
		7	6	11	7	0	7
		13	1	7	6	516	61
	2		7	5	426	26	452
	3		15	12	504	24	528
	14	1	15	9	48	0	48
		2	13	7	242	5	247
		3	13	4	219	18	237
		4	13	3	192	30	222
		5	13	5	260	11	271
		7	15	2	9	1	10
		8	12	8	164	2	166
		9	15	5	73	0	73
	17	1	8	8	315	44	359
		3	8	9	496	12	508
		4	8	10	89	0	89
		5	8	7	112	3	115
		6	8	5	27	0	27
		7	15	13	9	0	9
		8	8	1	29	0	29
	18	1	11	8	58	2	60
		2	9	2	604	35	639
		3	9	4	66	0	66
		4	8	11	113	0	113
		6	9	1	154	4	158
		19	1	11	4	26	0
	19	2	11	6	303	11	314
		3	10	1	310	0	310
4		11	5	26	0	26	
5		11	7	112	1	113	
20		1	10	2	187	0	187
	2	10	3	214	0	214	
	3	10	4	270	2	272	
	4	9	3	323	4	327	
Limited				3	0	3	
			TOTAL		22,775	967	23,742	
RICHMOND	52	1		506	8	514	
		2		322	6	328	
		3		421	11	432	
	Limited			17	0	17	
			TOTAL		1,266	25	1,291	
SCITUATE	54	1		465	8	473	
		2		351	3	354	
		3		474	13	487	
		4		543	8	551	
		5		409	6	415	
			TOTAL		2,242	38	2,280	

CITY/TOWN	REP	VOTE	WARD	DIST	MACH	MAIL	TOTAL			
SMITHFIELD	57		1	567	9	576			
			2	449	12	461			
			3	542	7	549			
			4	802	30	832			
			7	182	3	185			
	69		5	391	16	407			
			6	626	7	633			
			8	73	1	74			
			9	429	26	455			
			10	186	0	186			
		Limited		5	0	5			
			TOTAL		4,252	111	4,363			
SOUTH KINGSTOWN	46		9	149	0	149			
	47		2	414	8	422			
	48		4	593	24	617			
			11	233	6	239			
	49		1	756	22	778			
			3	774	26	800			
			6	433	12	445			
			7	400	10	410			
	81		10	250	8	258			
			5	624	14	638			
			8	570	18	588			
			TOTAL	5,196	148	5,344				
TIVERTON	92		1	348	12	360			
			3	405	1	406			
			4	454	2	456			
			5	411	17	428			
			6	284	4	288			
	94		2	367	5	372			
			7	288	12	300			
				TOTAL	2,557	53	2,610			
WARREN	89		1	187	2	189			
			2	138	4	142			
			3	174	9	183			
			4	342	26	368			
			5	470	11	481			
	90		5A	195	6	201			
			6	214	5	219			
			1	153	6	159			
			1A	105	1	106			
				TOTAL	1,978	70	2,048			
	WARWICK	25		1	2	5	77	2	79
			2	3	2	137	7	144	
			4	8	1	125	2	127	
			5	8	2	113	9	122	
			1	1	1	211	4	215	
28			1	1	2	485	9	494	
		29		2	1	3	597	11	608
				3	1	4	578	12	590
			4	2	6	70	0	70	
			5	2	7	60	0	60	
			6	4	5	282	8	290	
30			7	1	5	526	9	535	
			1	2	1	406	11	417	
			2	2	2	459	4	463	
			3	2	3	388	5	393	
		4	2	4	459	15	474		
	5	3	1	468	10	478			

CITY/TOWN	REP	VOTE	WARD	DIST	MACH	MAIL	TOTAL		
WARWICK (cont'd)	32	1	3	3	489	7	496	
		2	4	1	538	7	545	
		3	4	2	488	14	502	
		4	4	3	306	3	309	
		5	4	4	439	4	443	
		6	5	6	90	2	92	
33	33	1	4	6	25	1	26	
		2	5	1	510	6	516	
		3	5	2	371	8	379	
		4	5	3	462	11	473	
		5	5	4	632	14	646	
		6	6	6	160	3	163	
34	34	1	3	4	244	9	253	
		2	6	1	428	3	431	
		3	6	2	432	5	437	
		4	6	3	474	8	482	
		5	6	5	538	7	545	
		6	5	5	139	3	142	
35	35	1	3	5	368	9	377	
		2	3	6	249	3	252	
		3	6	4	161	2	163	
		4	7	2	800	21	821	
		5	7	3	158	3	161	
		6	7	4	647	14	661	
		7	8	8	3	0	3	
36	36	1	9	1	470	20	490	
		2	9	2	729	20	749	
		3	9	3	384	9	393	
		4	9	4	396	14	410	
		5	9	6	270	4	274	
		6	9	7	338	3	341	
37	37	1	7	1	517	7	524	
		2	8	3	88	2	90	
		3	8	4	552	19	571	
		4	8	5	360	12	372	
		5	8	6	316	34	350	
		6	8	7	56	0	56	
		7	8	9	403	11	414	
43	43	1	9	5	188	8	196	
		TOTAL				19,659	448	20,107	
WESTERLY	16	5			153	4	157	
		50	1			354	14	368
			2			313	7	320
			3			219	9	228
			4			315	15	330
	51	51	5			429	21	450
			1			318	18	336
			2			392	12	404
			3			406	17	423
			4			361	15	376
TOTAL					3,846	145	3,991		
WEST GREENWICH	31	2			299	7	306	
		52	1			369	4	373
			3			288	4	292
TOTAL					956	15	971		

CITY/TOWN	REP	VOTE	WARD	DIST	MACH	MAIL	TOTAL
WEST WARWICK	38	1		432	17	449
		2		63	1	64
		3		306	14	320
		4		87	0	87
		5		243	2	245
		6		205	6	211
	39	1		432	21	453
		2		444	14	458
		3		393	14	407
		4		302	12	314
		5		156	1	157
	40	1		336	6	342
		2		302	3	305
		3		155	4	159
		4		396	8	404
		5		348	6	354
		6		518	5	523
			TOTAL		5,118	134
WOONSOCKET	62	1		233	33	266
		2		236	4	240
		3		304	6	310
	63	1		262	8	270
		2		210	6	216
		3		345	6	351
		4		315	1	316
		5		97	0	97
	64	1		428	25	453
		2		450	9	459
		3		336	4	340
	65	1		320	5	325
		2		373	1	374
		3		344	1	345
		4		90	0	90
	66	1		278	4	282
		2		316	25	341
		3		342	5	347
4			466	12	478	
		TOTAL		5,745	155	5,900
STATE TOTAL					194,607	5,804	200,411

RI GENERAL ELECTION**November 3, 1998****GENERAL TREASURER**

CITY/TOWN	James S. BENNETT (REP)	Paul J. TAVARES (DEM)	Victor G. MOFFITT (REF)
BARRINGTON	3,729	2,235	330
BRISTOL	2,551	3,244	367
BURRILLVILLE	1,727	1,801	298
CENTRAL FALLS	597	1,624	144
CHARLESTOWN	1,353	844	185
COVENTRY	4,025	3,622	2,468
CRANSTON	13,282	12,180	1,671
CUMBERLAND	4,382	4,850	618
EAST GREENWICH	2,845	1,365	313
EAST PROVIDENCE	4,907	9,211	800
EXETER	919	630	165
FOSTER	825	563	182
GLOCESTER	1,527	1,241	272
HOPKINTON	985	786	226
JAMESTOWN	1,286	927	208
JOHNSTON	4,263	5,815	744
LINCOLN	4,138	3,037	492
LITTLE COMPTON	848	549	83
MIDDLETOWN	2,363	1,886	269
NARRAGANSETT	3,033	2,095	377
NEW SHOREHAM	393	366	60
NEWPORT	2,976	2,855	405
NORTH KINGSTOWN	4,934	2,987	818
NORTH PROVIDENCE	4,366	6,429	692
NORTH SMITHFIELD	2,115	1,686	238
PAWTUCKET	4,922	8,987	947
PORTSMOUTH	3,257	2,222	392
PROVIDENCE	9,822	19,053	1,770
RICHMOND	958	695	242
SCITUATE	2,327	1,102	371
SMITHFIELD	3,361	2,759	426
SOUTH KINGSTOWN	4,089	2,935	676
TIVERTON	1,794	2,003	246
WARREN	1,312	1,621	227
WARWICK	14,346	13,409	2,135
WEST GREENWICH	739	472	357
WEST WARWICK	3,208	3,565	941
WESTERLY	3,010	2,833	325
WOONSOCKET	3,318	4,607	563
STATE TOTALS	130,832	139,091	22,043

RI GENERAL ELECTION, November 3, 1998

GENERAL TREASURER

Summary By County

COUNTY	CITY/TOWN	James S. BENNETT (REP)	Paul J. TAVARES (DEM)	Victor G. MOFFITT (REF)
<u>BRISTOL COUNTY</u>				
	BARRINGTON	3,729	2,235	330
	BRISTOL	2,551	3,244	367
	WARREN	1,312	1,621	227
	COUNTY TOTAL	7,592	7,100	924
<u>KENT COUNTY</u>				
	COVENTRY	4,025	3,622	2,468
	EAST GREENWICH	2,845	1,365	313
	WARWICK	14,346	13,409	2,135
	WEST GREENWICH	739	472	357
	WEST WARWICK	3,208	3,565	941
	COUNTY TOTAL	25,163	22,433	6,214
<u>NEWPORT COUNTY</u>				
	JAMESTOWN	1,286	927	208
	LITTLE COMPTON	848	549	83
	MIDDLETOWN	2,363	1,886	269
	NEWPORT	2,976	2,855	405
	PORTSMOUTH	3,257	2,222	392
	TIVERTON	1,794	2,003	246
	COUNTY TOTAL	12,524	10,442	1,603
<u>PROVIDENCE COUNTY</u>				
	BURRILLVILLE	1,727	1,801	298
	CENTRAL FALLS	597	1,624	144
	CRANSTON	13,282	12,180	1,671
	CUMBERLAND	4,382	4,850	618
	EAST PROVIDENCE	4,907	9,211	800
	FOSTER	825	563	182
	GLOCESTER	1,527	1,241	272
	JOHNSTON	4,263	5,815	744
	LINCOLN	4,138	3,037	492
	NORTH PROVIDENCE	4,366	6,429	692
	NORTH SMITHFIELD	2,115	1,686	238
	PAWTUCKET	4,922	8,987	947
	PROVIDENCE	9,822	19,053	1,770
	SCITUATE	2,327	1,102	371
	SMITHFIELD	3,361	2,759	426
	WOONSOCKET	3,318	4,607	563
	COUNTY TOTAL	65,879	84,945	10,228
<u>WASHINGTON COUNTY</u>				
	CHARLESTOWN	1,353	844	185
	EXETER	919	630	165
	HOPKINTON	985	786	226
	NARRAGANSETT	3,033	2,095	377
	NEW SHOREHAM	393	366	60
	NORTH KINGSTOWN	4,934	2,987	818
	RICHMOND	958	695	242
	SOUTH KINGSTOWN	4,089	2,935	676
	WESTERLY	3,010	2,833	325
	COUNTY TOTAL	19,674	14,171	3,074
STATE TOTALS		130,832	139,091	22,043

RI GENERAL ELECTION

November 3, 1998

General Treasurer

JAMES S. BENNETT (REP)

CITY/TOWN	REP	VOTE	WARD	DIST	MACH	MAIL	TOTAL	
BARRINGTON	87	1			262	6	268	
		2			521	11	532	
		3			504	18	522	
	88	1			534	16	550	
		2			366	9	375	
		3			510	26	536	
		4			510	15	525	
		5			407	14	421	
			TOTAL			3,614	115	3,729
	BRISTOL	90	1			257	5	262
2					369	8	377	
3					456	11	467	
4					242	16	258	
5					236	3	239	
91		1			235	2	237	
		2			172	4	176	
		3			179	14	193	
		4			135	0	135	
93		1			197	4	201	
		Limited			6	0	6	
			TOTAL			2,484	67	2,551
BURRILLVILLE		15	4			98	0	98
	60	1			254	19	273	
		2			363	6	369	
		5			307	8	315	
	61	3			257	2	259	
		3A			183	3	186	
		4			222	5	227	
			TOTAL			1,684	43	1,727
CENTRAL FALLS	72	1	1	1	48	2	50	
		3	2	1	21	0	21	
		5	3	1	63	2	65	
		7	4	1	39	0	39	
		9	5	1	128	2	130	
	73	2	1	2	53	0	53	
		4	2	2	111	8	119	
		6	3	2	16	0	16	
		8	4	2	103	1	104	
				TOTAL			582	15
CHARLESTOWN	16	1			236	3	239	
	81	1			172	1	173	
		2			348	12	360	
		3			291	10	301	
		4			276	4	280	
				TOTAL			1,323	30
COVENTRY	24	1		2C	134	6	140	
	31	1		5D	361	10	371	
		2		5C	233	16	249	
	39	1		3A	110	0	110	
	41	1		2D	261	4	265	
		2		2B	152	3	155	
		3		3B	139	4	143	
		4		3C	229	0	229	
		5		3D	184	1	185	
	6		2A	188	2	190		

CITY/TOWN	REP	VOTE	WARD	DIST	MACH	MAIL	TOTAL
COVENTRY (cont'd)	42	1		4A	96	0	96
		2		4C	215	3	218
		3		5A	180	2	182
		4		5B	155	2	157
		5		4B	203	2	205
		6		4D	209	1	210
	53	1		1A	256	7	263
		2		1B	312	11	323
		3		1C	331	3	334
	TOTAL					3,948	77
CRANSTON	13	1	3	8	187	13	200
	21	1	2	7	68	3	71
		2	3	1	147	7	154
		3	3	2	138	22	160
		4	3	3	315	12	327
		5	3	4	202	10	212
		6	3	6	339	10	349
		7	3	9	64	4	68
	22	1	3	5	19	0	19
		2	3	7	118	5	123
		3	5	1	34	2	36
		4	5	3	296	15	311
		5	5	4	336	13	349
		6	5	5	507	17	524
		7	5	7	30	0	30
	23	1	4	2	632	21	653
		2	4	3	577	27	604
		3	4	5	428	15	443
		4	4	8	115	6	121
		5	4	9	240	4	244
		6	5	6	140	10	150
		7	5	8	95	10	105
		8	5	9	253	4	257
	24	1	4	1	571	17	588
		2	4	4	364	6	370
		3	4	7	209	4	213
		4	6	3	332	12	344
		5	6	4	427	18	445
	25	1	6	5	435	17	452
		2,4	6	6,8	202	32	234
		3	6	7	36	2	38
	26	1	2	4	529	30	559
		2	2	5	143	7	150
		3	2	6	325	7	332
		4	4	6	44	3	47
		5	5	2	272	7	279
		6	6	1	384	18	402
		7	6	2	50	6	56
		8	6	9	240	12	252
	27	1	1	6	279	7	286
		2	1	7	240	8	248
		3	2	1	96	3	99
4		2	2	359	18	377	
5		2	3	335	9	344	
28	6	2	8	172	7	179	
	1	1	1	221	8	229	
	2	1	2	329	13	342	
	3	1	3	244	5	249	
	4	1	4	265	11	276	
	5	1	5	352	30	382	
TOTAL					12,735	547	13,282

CITY/TOWN	REP	VOTE	WARD	DIST	MACH	MAIL	TOTAL
CUMBERLAND	58	14		490	9	499
		15		120	0	120
	67	16		331	2	333
		4		267	1	268
		8		360	1	361
		10		364	2	366
		11		375	12	387
	68	12		408	10	418
		13		89	0	89
		2		87	2	89
		3		150	4	154
		5		240	1	241
		6		308	8	316
		7		254	3	257
73	9		358	4	362	
	1		121	1	122	
			TOTAL		4,322	60	4,382
EAST GREENWICH	31	6		411	8	419
		7		273	8	281
	43	1		376	8	384
		2		455	13	468
		3		388	28	416
		4		465	26	491
	5		361	17	378	
Limited			8	0	8	
			TOTAL		2,737	108	2,845
EAST PROVIDENCE	82	1		437	14	451
		1A		146	3	149
		2		283	8	291
	83	3		331	12	343
		4		81	5	86
		5		263	17	280
		7		104	2	106
		8		93	2	95
	84	9		19	0	19
		14		286	18	304
		15		272	3	275
		16		213	4	217
		19		163	3	166
	85	6		105	4	109
		10		136	11	147
		11		78	2	80
		12		84	0	84
		13		57	1	58
	86	17		161	6	167
18			271	17	288	
20			281	10	291	
21			293	6	299	
22			407	11	418	
87	23		181	3	184	
			TOTAL		4,745	162	4,907
EXETER	31	3		495	13	508
	46	1		49	1	50
	52	2		130	1	131
		4		215	15	230
			TOTAL		889	30	919
FOSTER	53	1		400	7	407
		2		409	9	418
			TOTAL		809	16	825

CITY/TOWN	REP	VOTE	WARD	DIST	MACH	MAIL	TOTAL	
GLOCESTER	15	1		321	7	328	
		2		360	9	369	
		3		238	9	247	
		4		173	3	176	
		5		393	13	406	
	Limited		1	0	1		
			TOTAL		1,486	41	1,527	
HOPKINTON	16	1		252	8	260	
		2		376	8	384	
		3		333	8	341	
			TOTAL	961	24	985		
JAMESTOWN	98	1		594	39	633	
		2		622	30	652	
	Limited		0	1	1		
			TOTAL	1,216	70	1,286		
JOHNSTON	11	4A		224	2	226	
		5B		339	6	345	
		5C		406	9	415	
	12	2C		140	1	141	
		3B		61	0	61	
		55	1A		305	7	312
			1B		394	12	406
			2A		300	10	310
			2B		416	17	433
			2D		31	0	31
			3D		51	0	51
	56	3A		190	2	192	
		3C		389	7	396	
		4B		433	2	435	
		4C		141	3	144	
4D			55	1	56		
		5A		304	5	309	
			TOTAL	4,179	84	4,263		
LINCOLN	58	1		385	7	392	
		3		536	19	555	
	59	4		450	4	454	
		5		351	14	365	
		6		465	9	474	
		7		275	16	291	
		8		435	3	438	
	69	9		496	12	508	
		10		262	2	264	
		11		111	1	112	
	74	12		183	3	186	
		13		97	2	99	
				TOTAL	4,046	92	4,138	
LITTLE COMPTON	94	1		820	28	848	
			TOTAL	820	28	848		
MIDDLETOWN	95	1		173	7	180	
		2		131	7	138	
		3		286	11	297	
		4		302	23	325	
	96	9		114	2	116	
		99	5		329	16	345
			6		227	22	249
			7		333	9	342
		8		356	15	371	
			TOTAL	2,251	112	2,363		

CITY/TOWN	REP	VOTE	WARD	DIST	MACH	MAIL	TOTAL	
NARRAGANSETT	47	1			353	26	379
		2			318	18	336
		3			498	19	517
		4			373	21	394
	48	5			430	16	446
		6			414	11	425
		7			143	3	146
		8			382	8	390
					TOTAL	2,911	122	3,033
	NEWPORT	97	1	2	4	15	0
2			1	4	28	2	30
3			2	3	125	2	127
4			1	3	42	2	44
5			2	2	274	9	283
6			2	1	169	9	178
98		1	1	1	267	13	280
		2	1	2	258	10	268
99		1	3	2	251	8	259
		2	3	3	270	10	280
100		1	3	1	105	7	112
		2	3	4	154	9	163
		3	4	1	224	17	241
		4	4	2	301	23	324
		5	4	3	351	17	368
Limited					4	0	4
					TOTAL	2,838	138	2,976
NEW SHOREHAM		81	1		336	57	393
					TOTAL	336	57	393
NORTH KINGSTOWN		44	1			461	18
	2				535	22	557
	3				323	6	329
	4				407	11	418
	45	6			397	10	407
		8			441	15	456
		9			371	30	401
		10			310	11	321
	46	11			375	17	392
		5			668	26	694
		7			462	18	480
				TOTAL	4,750	184	4,934	
NORTH PROVIDENCE	6	2E			217	0	217
	10	3D			251	2	253
		3E			206	2	208
		11	1A			165	2
	70	3A			275	6	281
		3C			32	0	32
		1B			325	6	331
		1C			344	7	351
		1D			289	6	295
	71	3B			179	6	185
		3F			295	9	304
		1E			246	8	254
		2A			523	4	527
		2B			223	9	232
	74	2C			311	4	315
		3G			213	4	217
		2D			196	0	196
Limited				1	0	1	
				TOTAL	4,291	75	4,366	

CITY/TOWN	REP	VOTE	WARD	DIST	MACH	MAIL	TOTAL	
NORTH SMITHFIELD	61	1			482	7	489	
		5			433	9	442	
	62	2			404	21	425	
		3			273	5	278	
	64	4			474	6	480	
	Limited				1	0	1	
				TOTAL	2,067	48	2,115	
PAWTUCKET	4	1	4	6	189	6	195	
	74	1	6	2	43	0	43	
		2	6	4	308	5	313	
	75	1	5	2	94	0	94	
		2	6	5	307	3	310	
	76	3	5	1	83	1	84	
		1	4	1	94	2	96	
		2	4	5	86	1	87	
		3	5	3	119	3	122	
		4	5	4	146	2	148	
		5	6	3	19	1	20	
	77	6	6	6	15	0	15	
		1	4	3	121	3	124	
		2	4	4	140	7	147	
		3	3	1	118	7	125	
		4	3	5	161	7	168	
		5	3	6	206	3	209	
	78	1	6	1	34	2	36	
		2	1	2	127	4	131	
		3	4	2	113	2	115	
		4	2	1	78	1	79	
		5	3	4	41	1	42	
		79	1	1	3	224	11	235
	2		1	4	162	3	165	
	3		1	5	300	7	307	
	4		1	1	68	0	68	
	5		2	3	46	1	47	
	6		2	2	42	2	44	
	80	1	2	6	241	4	245	
		2	2	5	227	7	234	
		3	2	4	233	4	237	
		4	3	2	282	8	290	
82	1	3	3	332	14	346		
Limited				1	0	1		
				TOTAL	4,800	122	4,922	
PORTSMOUTH	93	1			220	11	231	
		2			214	5	219	
	94	3			312	9	321	
		4			343	9	352	
		5			42	1	43	
	96	6			303	20	323	
		7			274	11	285	
	96	8			284	8	292	
		9			395	21	416	
		10			354	21	375	
		11			387	12	399	
	Limited				1	0	1	
					TOTAL	3,129	128	3,257

CITY/TOWN	REP	VOTE	WARD	DIST	MACH	MAIL	TOTAL		
PROVIDENCE	1	1	5	7	81	1	82	
		2	4	6	40	9	49	
		3	12	2	11	0	11	
		4	12	6	76	0	76	
		8	12	3	86	1	87	
		11	14	7	50	0	50	
		12	12	4	3	0	3	
		13	12	1	1	0	1	
		2	1	13	2	82	6	88
			2	11	1	63	0	63
	3		11	2	19	3	22	
	4		1	5	187	4	191	
	5		1	4	139	13	152	
	3	3	3	7	48	0	48	
		5	12	7	188	11	199	
		6	2	8	257	4	261	
		8	1	3	112	2	114	
		9	1	2	54	1	55	
	4	1	3	1	78	2	80	
		2	2	1	394	22	416	
		3	2	3	489	3	492	
		4	2	7	147	2	149	
		5	2	6	131	3	134	
		6	1	1	88	12	100	
		7	2	9	46	1	47	
		10	2	4	160	4	164	
		5	1	3	2	180	2	182
			2	3	3	160	9	169
	3		3	5	138	0	138	
	5		3	4	89	0	89	
	6		2	2	50	0	50	
	7		4	5	31	15	46	
	6	1	4	2	267	3	270	
		2	4	3	146	3	149	
		4	4	1	230	8	238	
		5	14	1	16	0	16	
	7	1	5	2	233	0	233	
		2	5	3	222	8	230	
		3	5	8	252	5	257	
		4	5	5	85	3	88	
		5	5	9	361	22	383	
		6	12	10	77	2	79	
		7	15	3	0	0	0	
		8	6	5	19	0	19	
		9	6	7	30	0	30	
		8	1	14	4	181	3	184
	2		14	8	24	0	24	
	3		14	5	292	3	295	
	4		14	6	32	0	32	
	5		5	1	26	0	26	
	6		14	2	124	2	126	
	7		14	3	138	3	141	
	8		5	4	97	1	98	
	9		1	7	3	8	0	8
			2	15	8	0	0	0
		3	6	10	8	0	8	
		4	15	11	41	0	41	
		5	15	7	27	0	27	
		7	13	8	96	7	103	
		8	11	3	4	1	5	
		11	8	2	6	0	6	

CITY/TOWN	REP	VOTE	WARD	DIST	MACH	MAIL	TOTAL	
PROVIDENCE (cont'd)	10	1	6	1	232	8	240
		2	5	6	113	0	113
		3	6	2	186	2	188
		5	6	4	138	3	141
	12	1	7	2	92	4	96
		2	7	4	173	6	179
		3	15	10	13	0	13
		4	6	3	17	0	17
		5	6	9	30	0	30
	13	7	6	11	0	0	0
		1	7	6	177	5	182
		2	7	5	138	3	141
	14	3	15	12	190	1	191
		1	15	9	9	0	9
		2	13	7	74	1	75
	17	3	13	4	95	15	110
		4	13	3	66	11	77
		5	13	5	81	8	89
		7	15	2	6	0	6
		8	12	8	51	1	52
		9	15	5	21	0	21
		1	8	8	39	11	50
		3	8	9	233	3	236
	18	4	8	10	31	0	31
		5	8	7	22	0	22
		6	8	5	5	0	5
		7	15	13	0	0	0
		8	8	1	5	0	5
		1	11	8	8	0	8
		2	9	2	89	14	103
		3	9	4	29	0	29
	19	4	8	11	50	0	50
		6	9	1	27	1	28
		1	11	4	3	0	3
		2	11	6	41	2	43
		3	10	1	38	0	38
	20	4	11	5	7	0	7
		5	11	7	26	1	27
		1	10	2	36	0	36
		2	10	3	51	0	51
	Limited	3	10	4	71	0	71
		4	9	3	84	0	84
						1	0	1
		TOTAL				9,518	304	9,822
	RICHMOND	52	1		379	4	383
2				242	2	244	
3				311	7	318	
Limited						13	0	13
TOTAL				945	13	958		
SCITUATE	54	1		473	16	489	
		2		325	7	332	
		3		530	23	553	
		4		523	14	537	
		5		405	11	416	
TOTAL				2,256	71	2,327		

CITY/TOWN	REP	VOTE	WARD	DIST	MACH	MAIL	TOTAL	
SMITHFIELD	57	1			442	4	446	
		2			327	5	332	
		3			410	5	415	
		4			578	24	602	
	69	7			141	2	143	
		5			360	14	374	
		6			450	7	457	
		8			39	3	42	
		9			353	20	373	
		10			170	3	173	
	Limited				4	0	4	
	TOTAL					3,274	87	3,361
	SOUTH KINGSTOWN	46	9			97	0	97
47		2			345	12	357	
48		4			383	21	404	
		11			217	5	222	
49		1			567	11	578	
		3			596	12	608	
		6			270	5	275	
81		7			307	9	316	
		10			178	6	184	
		5			536	27	563	
	8			472	13	485		
	TOTAL					3,968	121	4,089
TIVERTON	92	1			331	14	345	
		3			232	1	233	
		4			288	4	292	
		5			225	7	232	
	94	6			107	4	111	
		2			290	6	296	
		7			271	14	285	
TOTAL					1,744	50	1,794	
WARREN	89	1			101	3	104	
		2			76	1	77	
		3			132	4	136	
		4			195	6	201	
		5			391	10	401	
		5A			72	4	76	
	90	6			118	2	120	
		1			137	5	142	
		1A			55	0	55	
		TOTAL					1,277	35
WARWICK	25	1	2	5	46	4	50	
		2	3	2	82	1	83	
		4	8	1	89	3	92	
		5	8	2	46	2	48	
	28	1	1	1	133	2	135	
		29	1	1	2	339	4	343
	2		1	3	454	6	460	
	3		1	4	513	14	527	
	4		2	6	48	0	48	
	5		2	7	29	0	29	
	6		4	5	202	3	205	
	7		1	5	439	10	449	
	30		1	2	1	242	10	252
		2	2	2	307	2	309	
		3	2	3	264	3	267	
		4	2	4	286	7	293	
		5	3	1	291	4	295	

CITY/TOWN	REP	VOTE	WARD	DIST	MACH	MAIL	TOTAL	
WARWICK (cont'd)	32	1	3	3	347	8	355
		2	4	1	334	7	341
		3	4	2	318	6	324
		4	4	3	215	3	218
		5	4	4	303	1	304
		6	5	6	47	0	47
	33	1	4	6	14	2	16
		2	5	1	324	7	331
		3	5	2	251	1	252
		4	5	3	276	3	279
		5	5	4	504	12	516
		6	6	6	89	0	89
	34	1	3	4	140	7	147
		2	6	1	243	0	243
		3	6	2	241	6	247
		4	6	3	324	11	335
		5	6	5	417	13	430
		6	5	5	91	1	92
	35	1	3	5	226	5	231
		2	3	6	118	0	118
		3	6	4	93	1	94
		4	7	2	512	12	524
		5	7	3	113	3	116
		6	7	4	495	14	509
	36	7	8	8	0	0	0
		1	9	1	359	9	368
		2	9	2	657	20	677
		3	9	3	266	5	271
		4	9	4	381	12	393
		5	9	6	247	6	253
	37	6	9	7	290	6	296
		1	7	1	416	8	424
		2	8	3	72	1	73
3		8	4	422	15	437	
4		8	5	284	5	289	
5		8	6	218	24	242	
43	6	8	7	35	0	35	
	7	8	9	334	13	347	
	1	9	5	193	5	198	
	TOTAL					14,019	327	14,346
	WESTERLY	16	5		87	1	88
			50	1		179	6
2					164	10	174
3					145	7	152
4					253	7	260
5					304	5	309
51		1		261	10	271	
		2		273	13	286	
		3		333	17	350	
		4		366	27	393	
		5		218	7	225	
TOTAL					2,885	125	3,010	
WEST GREENWICH	31	2		204	5	209	
		52	1		282	5	287
			3		240	3	243
	TOTAL					726	13	739

CITY/TOWN	REP	VOTE	WARD	DIST	MACH	MAIL	TOTAL	
WEST WARWICK	38	1		238	7	245	
		2		37	1	38	
		3		166	8	174	
		4		40	2	42	
		5		139	2	141	
		6		139	2	141	
	39	1		225	7	232	
		2		260	9	269	
		3		212	7	219	
		4		161	4	165	
		5		97	1	98	
		6		228	7	235	
	40	2		163	2	165	
		3		90	2	92	
		4		279	5	284	
	40	5		261	9	270	
		6		394	4	398	
		TOTAL				3,129	79	3,208
	WOONSOCKET	62	1		107	13	120
			2		135	1	136
			3		179	0	179
63		1		82	5	87	
		2		132	6	138	
		3		142	9	151	
		4		219	3	222	
		5		37	0	37	
64		1		250	8	258	
		2		288	5	293	
		3		181	4	185	
65		1		208	4	212	
		2		236	1	237	
		3		158	6	164	
		4		45	1	46	
66		1		136	2	138	
		2		176	6	182	
		3		275	3	278	
		4		252	3	255	
		TOTAL				3,238	80	3,318
STATE TOTAL					126,932	3,900	130,832	

RI GENERAL ELECTION

November 3, 1998

General Treasurer

PAUL J. TAVARES (DEM)

CITY/TOWN	REP	VOTE	WARD	DIST	MACH	MAIL	TOTAL
BARRINGTON	87	1		199	2	201
		2		307	7	314
		3		281	9	290
	88	1		345	6	351
		2		352	7	359
		3		241	8	249
		4		185	2	187
		5		280	4	284
			TOTAL	2,190	45	2,235
	BRISTOL	90	1		266	4
2				299	9	308
3				296	8	304
4				357	23	380
5				292	2	294
91		1		414	12	426
		2		503	5	508
		3		337	10	347
		4		183	0	183
93		1		215	5	220
Limited				4	0	4
			TOTAL	3,166	78	3,244
BURRILLVILLE		15	4		79	0
	60	1		323	28	351
		2		338	13	351
		5		294	28	322
	61	3		234	2	236
		3A		170	0	170
		4		285	7	292
		TOTAL	1,723	78	1,801	
CENTRAL FALLS	72	1	1	1	110	5	115
		3	2	1	60	9	69
		5	3	1	226	5	231
		7	4	1	86	1	87
		9	5	1	290	6	296
	73	2	1	2	129	2	131
		4	2	2	234	22	256
		6	3	2	117	2	119
	73	8	4	2	316	4	320
			TOTAL	1,568	56	1,624
CHARLESTOWN	16	1		198	1	199
	81	1		117	0	117
		2		183	3	186
		3		171	1	172
		4		167	3	170
		TOTAL	836	8	844	
COVENTRY	24	1		2C	146	12	158
	31	1		5D	191	2	193
		2		5C	206	29	235
	39	1		3A	88	3	91
	41	1		2D	254	1	255
		2		2B	139	2	141
		3		3B	139	0	139
		4		3C	250	1	251
		5		3D	174	0	174
		6		2A	196	4	200

CITY/TOWN	REP	VOTE	WARD	DIST	MACH	MAIL	TOTAL
	42	1		4A	67	1	68
		2		4C	250	4	254
		3		5A	200	3	203
		4		5B	149	2	151
		5		4B	189	5	194
		6		4D	270	5	275
	53	1		1A	152	4	156
		2		1B	251	4	255
		3		1C	228	1	229
				TOTAL	3,539	83	3,622
CRANSTON	13	1	3	8	273	15	288
	21	1	2	7	74	3	77
		2	3	1	254	16	270
		3	3	2	244	9	253
		4	3	3	280	2	282
		5	3	4	231	4	235
		6	3	6	399	10	409
		7	3	9	82	5	87
	22	1	3	5	15	0	15
		2	3	7	193	9	202
		3	5	1	83	3	86
		4	5	3	403	24	427
		5	5	4	415	9	424
		6	5	5	438	17	455
		7	5	7	52	6	58
	23	1	4	2	385	8	393
		2	4	3	336	11	347
		3	4	5	318	9	327
		4	4	8	50	1	51
		5	4	9	134	4	138
		6	5	6	181	10	191
		7	5	8	134	6	140
		8	5	9	163	2	165
	24	1	4	1	354	12	366
		2	4	4	329	6	335
		3	4	7	165	1	166
		4	6	3	310	16	326
		5	6	4	289	11	300
	25	1	6	5	371	12	383
		2,4	6	6,8	199	53	252
		3	6	7	50	1	51
	26	1	2	4	381	16	397
		2	2	5	166	3	169
		3	2	6	292	9	301
		4	4	6	29	3	32
		5	5	2	323	10	333
		6	6	1	238	6	244
		7	6	2	30	4	34
		8	6	9	170	7	177
	27	1	1	6	307	6	313
		2	1	7	304	10	314
		3	2	1	123	1	124
		4	2	2	344	13	357
		5	2	3	425	13	438
		6	2	8	176	5	181
	28	1	1	1	285	2	287
		2	1	2	269	4	273
		3	1	3	169	16	185
		4	1	4	202	4	206
		5	1	5	299	17	316
				TOTAL	11,736	444	12,180

CITY/TOWN	REP	VOTE	WARD	DIST	MACH	MAIL	TOTAL	
CUMBERLAND	58	14		398	15	413	
		15		126	2	128	
		16		326	5	331	
	67	4		430	8	438	
		8		416	3	419	
		10		263	0	263	
		11		192	7	199	
		12		292	19	311	
	68	13		98	0	98	
		2		228	4	232	
		3		356	5	361	
		5		319	4	323	
		6		343	3	346	
		7		178	4	182	
		9		413	1	414	
	73	1		382	10	392	
				TOTAL	4,760	90	4,850	
	EAST GREENWICH	31	6		191	6	197
			7		122	2	124
43		1		260	4	264	
		2		187	6	193	
		3		227	15	242	
		4		187	8	195	
		5		143	4	147	
Limited			3	0	3		
			TOTAL	1,320	45	1,365		
EAST PROVIDENCE	82	1		494	14	508	
		1A		207	3	210	
		2		485	23	508	
		3		261	5	266	
	83	4		372	13	385	
		5		520	29	549	
		7		474	11	485	
		8		404	7	411	
		9		99	0	99	
	84	14		518	42	560	
		15		503	7	510	
		16		370	15	385	
		19		203	6	209	
		6		504	7	511	
	85	10		494	11	505	
		11		313	5	318	
		12		163	3	166	
		13		192	0	192	
		17		317	2	319	
	86	18		491	22	513	
20			423	13	436		
21			452	7	459		
22			461	12	473		
23			229	5	234		
			TOTAL	8,949	262	9,211		
EXETER	31	3		364	6	370	
		1		37	0	37	
	52	2		91	2	93	
		4		125	5	130	
			TOTAL	617	13	630		
FOSTER	53	1		316	4	320	
		2		236	7	243	
				TOTAL	552	11	563	

CITY/TOWN	REP	VOTE	WARD	DIST	MACH	MAIL	TOTAL	
GLOCESTER	15	1		235	8	243	
		2		285	3	288	
		3		221	7	228	
		4		125	2	127	
		5		347	6	353	
	Limited		2	0	2		
				TOTAL		1,215	26	1,241
HOPKINTON	16	1		222	1	223	
		2		294	6	300	
		3		257	6	263	
				TOTAL	773	13	786	
JAMESTOWN	98	1		431	20	451	
		2		450	26	476	
				TOTAL	881	46	927	
JOHNSTON	11	4A		238	2	240	
		5B		387	5	392	
		5C		444	14	458	
	12	2C		241	20	261	
		3B		93	4	97	
		55	1A		503	19	522
	1B			632	46	678	
	2A			404	19	423	
	2B			396	34	430	
	2D			57	2	59	
	56	3D		82	4	86	
		3A		345	8	353	
		3C		617	24	641	
		4B		518	20	538	
		4C		198	11	209	
		4D		66	1	67	
		5A		355	6	361	
			TOTAL	5,576	239	5,815		
LINCOLN	58	1		418	1	419	
		3		366	16	382	
	59	4		298	7	305	
		5		211	2	213	
		6		342	9	351	
			7		260	5	265
			8		309	3	312
			9		319	5	324
	69	10		141	4	145	
		11		80	1	81	
	74	12		179	0	179	
		13		61	0	61	
				TOTAL	2,984	53	3,037	
LITTLE COMPTON	94	1		529	20	549	
					529	20	549	
MIDDLETOWN	95	1		177	5	182	
		2		149	6	155	
		3		277	5	282	
		4		214	15	229	
	96	9		88	0	88	
		5		261	8	269	
	99	6		176	21	197	
		7		263	8	271	
		8		209	4	213	
			TOTAL	1,814	72	1,886		

CITY/TOWN	REP	VOTE	WARD	DIST	MACH	MAIL	TOTAL	
NARRAGANSETT	47	1		250	30	280	
		2		244	15	259	
		3		347	26	373	
		4		258	22	280	
	48	5		209	12	221	
		6		336	12	348	
		7		120	3	123	
		8		210	1	211	
				TOTAL	1,974	121	2,095
NEWPORT	97	1	2	4	35	1	36	
		2	1	4	49	5	54	
		3	2	3	102	3	105	
		4	1	3	64	0	64	
		5	2	2	305	16	321	
		6	2	1	274	13	287	
	98	1	1	1	284	9	293	
		2	1	2	270	7	277	
	99	1	3	2	194	8	202	
		2	3	3	193	7	200	
	100	1	3	1	68	4	72	
		2	3	4	141	17	158	
		3	4	1	226	9	235	
		4	4	2	222	13	235	
		5	4	3	295	10	305	
	Limited			11	0	11	
				TOTAL	2,733	122	2,855
	NEW SHOREHAM	81	1		309	57	366
				TOTAL	309	57	366
	NORTH KINGSTOWN	44	1		293	2	295
2				236	18	254	
3				278	9	287	
4				287	20	307	
45		6		179	9	188	
		8		203	12	215	
		9		268	24	292	
		10		224	7	231	
		11		261	6	267	
46		5		356	11	367	
		7		274	6	280	
Limited				4	0	4	
				TOTAL	2,863	124	2,987
NORTH PROVIDENCE		6	2E		411	7	418
	3D			326	18	344	
	10	3E		223	1	224	
		11	1A		279	12	291
		3A		505	9	514	
	70	3C		56	1	57	
		1B		506	14	520	
		1C		537	20	557	
		1D		444	26	470	
		3B		268	11	279	
	71	3F		349	42	391	
		1E		350	8	358	
		2A		485	4	489	
		2B		454	13	467	
	74	2C		407	2	409	
3G			336	2	338		
2D			298	5	303		
			TOTAL	6,234	195	6,429	

CITY/TOWN	REP	VOTE	WARD	DIST	MACH	MAIL	TOTAL
NORTH SMITHFIELD	61	1		398	6	404
		5		318	3	321
	62	2		331	36	367
		3		205	5	210
	64	4		382	2	384
			TOTAL	1,634	52	1,686
PAWTUCKET	4	1	4	6	221	5	226
	74	1	6	2	186	3	189
		2	6	4	504	6	510
	75	1	5	2	247	8	255
		2	6	5	378	10	388
		3	5	1	288	0	288
	76	1	4	1	200	3	203
		2	4	5	171	5	176
		3	5	3	228	1	229
		4	5	4	305	8	313
		5	6	3	98	4	102
		6	6	6	22	0	22
	77	1	4	3	266	4	270
		2	4	4	305	30	335
		3	3	1	289	11	300
		4	3	5	253	4	257
		5	3	6	388	8	396
	78	1	6	1	198	11	209
		2	1	2	227	4	231
		3	4	2	250	4	254
		4	2	1	225	6	231
		5	3	4	85	1	86
	79	1	1	3	396	7	403
		2	1	4	292	11	303
		3	1	5	379	7	386
		4	1	1	175	3	178
		5	2	3	105	0	105
		6	2	2	76	5	81
	80	1	2	6	345	0	345
		2	2	5	415	8	423
		3	2	4	390	6	396
		4	3	2	427	6	433
82	1	3	3	429	33	462	
	Limited		2	0	2	
			TOTAL	8,765	222	8,987
PORTSMOUTH	93	1		228	8	236
		2		258	11	269
		3		244	10	254
		4		254	11	265
		5		36	2	38
	94	6		151	7	158
		7		164	6	170
	96	8		202	15	217
		9		240	6	246
		10		195	12	207
		11		155	7	162
			TOTAL	2,127	95	2,222
PROVIDENCE	1	1	5	7	147	5	152
		2	4	6	133	19	152
		3	12	2	24	0	24
		4	12	6	154	3	157
		8	12	3	267	2	269
		11	14	7	60	0	60
		12	12	4	5	0	5
	13	12	1	5	0	5	

CITY/TOWN	REP	VOTE	WARD	DIST	MACH	MAIL	TOTAL
PROVIDENCE (cont'd)	2	1	13	2	114	7	121
		2	11	1	110	2	112
		3	11	2	83	18	101
		4	1	5	290	1	291
		5	1	4	438	29	467
	3	3	3	7	151	2	153
		5	12	7	178	4	182
		6	2	8	268	5	273
		8	1	3	129	4	133
		9	1	2	88	1	89
4	1	3	1	99	0	99	
	2	2	1	271	19	290	
	3	2	3	447	10	457	
	4	2	7	159	9	168	
	5	2	6	134	6	140	
	6	1	1	129	4	133	
	7	2	9	58	1	59	
	10	2	4	130	1	131	
5	1	3	2	334	7	341	
	2	3	3	412	16	428	
	3	3	5	429	5	434	
	5	3	4	164	5	169	
	6	2	2	71	2	73	
6	7	4	5	100	36	136	
	1	4	2	426	18	444	
	2	4	3	343	21	364	
	4	4	1	406	56	462	
	5	14	1	19	0	19	
7	1	5	2	192	7	199	
	2	5	3	200	4	204	
	3	5	8	381	13	394	
	4	5	5	118	3	121	
	5	5	9	418	44	462	
	6	12	10	147	2	149	
	7	15	3	7	0	7	
	8	6	5	56	1	57	
8	9	6	7	82	1	83	
	1	14	4	197	6	203	
	2	14	8	21	1	22	
	3	14	5	327	3	330	
	4	14	6	35	0	35	
	5	5	1	31	2	33	
	6	14	2	188	4	192	
	7	14	3	284	9	293	
9	8	5	4	121	5	126	
	1	7	3	67	2	69	
	2	15	8	0	0	0	
	3	6	10	22	2	24	
	4	15	11	122	1	123	
	5	15	7	58	0	58	
	7	13	8	329	13	342	
	8	11	3	69	8	77	
	11	8	2	35	0	35	
10	1	6	1	361	34	395	
	2	5	6	140	6	146	
	3	6	2	335	12	347	
	5	6	4	220	8	228	

CITY/TOWN	REP	VOTE	WARD	DIST	MACH	MAIL	TOTAL	
PROVIDENCE (cont'd)	12	1	7	2	222	8	230	
		2	7	4	463	33	496	
		3	15	10	30	30	60	
		4	6	3	49	4	53	
		5	6	9	153	27	180	
	13	7	6	11	8	0	8	
		1	7	6	412	62	474	
		2	7	5	348	29	377	
		3	15	12	434	26	460	
		14	1	15	9	48	0	48
	14	2	13	7	205	5	210	
		3	13	4	168	8	176	
		4	13	3	149	17	166	
		5	13	5	254	4	258	
		7	15	2	3	1	4	
		8	12	8	137	1	138	
		9	15	5	71	0	71	
		17	1	8	8	316	45	361
	17	3	8	9	425	12	437	
		4	8	10	85	1	86	
		5	8	7	106	3	109	
		6	8	5	28	0	28	
		7	15	13	10	0	10	
		8	8	1	27	0	27	
		18	1	11	8	63	2	65
		18	2	9	2	609	32	641
	3		9	4	51	0	51	
	4		8	11	94	0	94	
	6		9	1	146	3	149	
	19		1	11	4	32	0	32
	19	2	11	6	299	9	308	
		3	10	1	307	0	307	
		4	11	5	26	0	26	
		5	11	7	99	1	100	
		20	1	10	2	193	0	193
	20	2	10	3	210	0	210	
		3	10	4	265	3	268	
		4	9	3	289	4	293	
		Limited		2	0	2	
				TOTAL	18,174	879	19,053	
	RICHMOND	52	1	259	5	264	
			2	179	6	185	
			3	224	8	232	
		Limited		14	0	14	
				TOTAL	676	19	695	
	SCITUATE	54	1	215	5	220	
		54	2	193	2	195	
			3	218	2	220	
			4	269	8	277	
			5	187	3	190	
				TOTAL	1,082	20	1,102	
	SMITHFIELD	57	1	354	7	361	
			2	316	10	326	
			3	333	5	338	
			4	531	21	552	
			7	108	5	113	
		69	5	229	13	242	
6			376	7	383		
8			48	0	48		
9			252	17	269		
10			124	0	124		
Limited		3	0	3			
			TOTAL	2,674	85	2,759		

CITY/TOWN	REP	VOTE	WARD	DIST	MACH	MAIL	TOTAL
SOUTH KINGSTOWN	46	9		100	0	100
	47	2		224	6	230
	48	4		341	10	351
		11		123	5	128
	49	1		400	15	415
		3		393	19	412
		6		273	7	280
		7		209	7	216
		10		136	5	141
	81	5		327	7	334
		8		312	16	328
			TOTAL	2,838	97	2,935
TIVERTON	92	1		222	7	229
		3		355	1	356
		4		340	5	345
		5		324	16	340
		6		275	3	278
	94	2		249	4	253
		7		194	8	202
			TOTAL	1,959	44	2,003
WARREN	89	1		161	2	163
		2		109	5	114
		3		128	10	138
		4		276	27	303
		5		332	14	346
		5A		169	6	175
		6		195	7	202
	90	1		82	3	85
		1A		94	1	95
			TOTAL	1,546	75	1,621
WARWICK	25	1	2	5	76	0	76
		2	3	2	88	7	95
		4	8	1	99	0	99
		5	8	2	85	8	93
	28	1	1	1	141	3	144
	29	1	1	2	305	8	313
		2	1	3	366	7	373
		3	1	4	319	9	328
		4	2	6	41	0	41
		5	2	7	40	1	41
		6	4	5	190	5	195
		7	1	5	302	4	306
	30	1	2	1	288	5	293
		2	2	2	333	3	336
		3	2	3	246	3	249
		4	2	4	333	8	341
		5	3	1	330	8	338
	32	1	3	3	336	3	339
		2	4	1	388	2	390
		3	4	2	322	15	337
		4	4	3	199	2	201
		5	4	4	304	5	309
		6	5	6	63	2	65
	33	1	4	6	23	1	24
	2	5	1	356	5	361	
	3	5	2	234	6	240	
	4	5	3	337	9	346	
	5	5	4	399	7	406	
	6	6	6	128	2	130	

CITY/TOWN	REP	VOTE	WARD	DIST	MACH	MAIL	TOTAL		
WARWICK (cont'd)	34	1	3	4	199	8	207		
		2	6	1	353	4	357		
		3	6	2	342	3	345		
		4	6	3	326	8	334		
		5	6	5	359	3	362		
		6	5	5	97	2	99		
	35	1	3	5	279	5	284		
		2	3	6	207	4	211		
		3	6	4	119	2	121		
		4	7	2	553	19	572		
		5	7	3	74	2	76		
		6	7	4	444	13	457		
		7	8	8	3	0	3		
	36	1	9	1	295	13	308		
		2	9	2	381	9	390		
		3	9	3	260	6	266		
		4	9	4	214	8	222		
		5	9	6	165	5	170		
		6	9	7	215	1	216		
		7	8	8	308	8	316		
	37	2	8	3	77	0	77		
		3	8	4	344	18	362		
		4	8	5	220	8	228		
		5	8	6	235	18	253		
		6	8	7	33	0	33		
		7	8	9	230	7	237		
		43	1	9	5	90	4	94	
				TOTAL	13,093	316	13,409		
	WESTERLY	16	5			119	4	123	
			50	1			297	12	309
				2			276	6	282
				3			143	11	154
				4			225	14	239
		5				301	21	322	
		51	1			198	16	214	
			2			291	8	299	
			3			259	12	271	
			4			224	11	235	
			5			152	6	158	
			6			222	5	227	
					TOTAL	2,707	126	2,833	
		WEST GREENWICH	31	2			142	4	146
				52	1		198	3	201
			3			122	3	125	
			TOTAL	462	10	472			
WEST WARWICK	38	1			312	15	327		
		2			49	0	49		
		3			233	10	243		
		4			54	0	54		
		5			153	1	154		
		6			136	3	139		
	39	1			330	20	350		
		2			316	10	326		
		3			278	5	283		
		4			223	10	233		
		5			101	4	105		

CITY/TOWN	REP	VOTE	WARD	DIST	MACH	MAIL	TOTAL
WEST WARWICK (cont'd)	40	1		221	3	224
		2		193	2	195
		3		110	2	112
		4		258	7	265
		5		206	2	208
		6		296	2	298
				TOTAL	3,469	96
WOONSOCKET	62	1		208	26	234
		2		165	3	168
		3		222	7	229
	63	1		219	7	226
		2		161	2	163
		3		322	3	325
		4		225	0	225
		5		87	0	87
	64	1		353	27	380
		2		363	9	372
		3		259	3	262
	65	1		243	3	246
		2		272	2	274
		3		267	3	270
		4		69	1	70
	66	1		206	3	209
		2		239	23	262
		3		224	4	228
		4		367	10	377
				TOTAL	4,471	136
STATE TOTAL					134,518	4,573	139,091

RI GENERAL ELECTION
November 3, 1998
General Treasurer
VICTOR G. MOFFITT (REF)

CITY/TOWN	REP	VOTE	WARD	DIST	MACH	MAIL	TOTAL	
BARRINGTON	87	1		37	1	38	
		2		58	0	58	
		3		47	3	50	
	88	1		53	0	53	
		2		28	0	28	
		3		28	0	28	
		4		31	1	32	
		5		43	0	43	
				TOTAL	325	5	330
	BRISTOL	90	1		32	0	32
2				32	2	34	
3				37	2	39	
4				38	1	39	
5				27	0	27	
91		1		51	1	52	
		2		48	1	49	
		3		41	0	41	
		4		26	0	26	
93		1		28	0	28	
				TOTAL	360	7	367
BURRILLVILLE		15	4		24	0	24
		60	1		51	2	53
			2		46	0	46
	5			50	2	52	
	61	3		46	0	46	
		3A		33	0	33	
		4		44	0	44	
			TOTAL	294	4	298	
CENTRAL FALLS	72	1	1	1	8	2	10	
		3	2	1	9	0	9	
		5	3	1	21	2	23	
		7	4	1	9	0	9	
		9	5	1	29	1	30	
	73	2	1	2	9	0	9	
		4	2	2	29	0	29	
		6	3	2	5	0	5	
		8	4	2	20	0	20	
				TOTAL	139	5	144
	CHARLESTOWN	16	1		42	1	43
81		1		33	0	33	
		2		32	0	32	
		3		39	0	39	
		4		38	0	38	
			TOTAL	184	1	185	
COVENTRY	24	1		2C	79	2	81	
	31	1		5D	107	1	108	
		2		5C	71	3	74	
	39	1		3A	46	0	46	
	41	1		2D	175	3	178	
		2		2B	109	0	109	
		3		3B	132	1	133	
		4		3C	188	2	190	
		5		3D	148	1	149	
	6		2A	170	0	170		

CITY/TOWN	REP	VOTE	WARD	DIST	MACH	MAIL	TOTAL	
COVENTRY (cont'd)	42	1		4A	64	1	65	
		2		4C	163	1	164	
		3		5A	120	1	121	
		4		5B	71	0	71	
		5		4B	100	1	101	
		6		4D	164	1	165	
	53	1		1A	133	1	134	
		2		1B	180	1	181	
		3		1C	227	1	228	
				TOTAL	2,447	21	2,468	
	CRANSTON	13	1	3	8	30	0	30
		21	1	2	7	9	0	9
			2	3	1	32	0	32
3			3	2	35	1	36	
4			3	3	44	1	45	
5			3	4	22	1	23	
6			3	6	43	0	43	
7			3	9	6	0	6	
22		1	3	5	5	0	5	
		2	3	7	17	0	17	
		3	5	1	6	0	6	
		4	5	3	52	3	55	
		5	5	4	39	0	39	
		6	5	5	63	0	63	
		7	5	7	5	0	5	
23		1	4	2	63	0	63	
		2	4	3	43	2	45	
		3	4	5	51	4	55	
		4	4	8	15	1	16	
		5	4	9	26	0	26	
		6	5	6	19	0	19	
		7	5	8	14	0	14	
		8	5	9	24	0	24	
24		1	4	1	74	1	75	
		2	4	4	40	1	41	
		3	4	7	21	0	21	
		4	6	3	40	1	41	
		5	6	4	53	2	55	
25		1	6	5	42	1	43	
		2,4	6	6,8	22	6	28	
		3	6	7	7	0	7	
26		1	2	4	63	4	67	
		2	2	5	18	0	18	
		3	2	6	42	1	43	
		4	4	6	6	0	6	
		5	5	2	40	0	40	
		6	6	1	33	0	33	
		7	6	2	1	1	2	
		8	6	9	22	0	22	
27		1	1	6	32	0	32	
		2	1	7	46	0	46	
		3	2	1	20	0	20	
		4	2	2	33	2	35	
		5	2	3	54	2	56	
		6	2	8	31	0	31	
28		1	1	1	49	0	49	
		2	1	2	65	1	66	
	3	1	3	36	1	37		
	4	1	4	33	1	34		
	5	1	5	46	1	47		
			TOTAL	1,632	39	1,671		

CITY/TOWN	REP	VOTE	WARD	DIST	MACH	MAIL	TOTAL
CUMBERLAND	58	14		55	0	55
		15		11	1	12
		16		36	0	36
	67	4		48	1	49
		8		61	0	61
		10		32	0	32
		11		41	0	41
		12		58	1	59
	68	13		13	0	13
		2		20	0	20
		3		35	0	35
		5		38	4	42
		6		57	1	58
	73	7		20	0	20
9			51	1	52	
1			33	0	33	
TOTAL		609	9	618		
EAST GREENWICH	31	6		46	1	47
		7		40	0	40
	43	1		52	2	54
		2		44	0	44
		3		52	3	55
		4		32	0	32
		5		40	1	41
TOTAL		306	7	313		
EAST PROVIDENCE	82	1		65	1	66
		1A		28	1	29
		2		39	1	40
		3		27	1	28
	83	4		21	0	21
		5		48	0	48
		7		18	0	18
		8		20	0	20
	84	9		0	1	1
		14		42	3	45
		15		56	1	57
		16		29	0	29
		19		15	0	15
	85	6		31	0	31
		10		26	1	27
		11		13	0	13
		12		8	0	8
	86	13		17	0	17
		17		36	0	36
		18		52	2	54
20			58	1	59	
21			35	1	36	
87	22		59	1	60	
	23		42	0	42	
	TOTAL		785	15	800	
EXETER	31	3		77	1	78
	46	1		4	0	4
	52	2		45	1	46
	4			35	2	37
TOTAL		161	4	165		

CITY/TOWN	REP	VOTE	WARD	DIST	MACH	MAIL	TOTAL
FOSTER	53	1		91	2	93
		2		85	4	89
			TOTAL		176	6
GLOCESTER	15	1		65	2	67
		2		76	2	78
		3		47	0	47
		4		19	0	19
		5		59	2	61
		TOTAL		266	6	272
				55	2	57
				89	1	90
				78	1	79
				TOTAL		222
JAMESTOWN	98	1		100	2	102
		2		106	0	106
		TOTAL		206	2	208
JOHNSTON	11	4A		30	0	30
		5B		63	0	63
		5C		80	1	81
	12	2C		40	2	42
		3B		11	0	11
	55	1A		57	0	57
		1B		56	1	57
		2A		48	1	49
		2B		78	0	78
		2D		5	0	5
	56	3D		9	0	9
		3A		40	0	40
		3C		69	2	71
		4B		59	1	60
		4C		33	2	35
4D			4	0	4	
		TOTAL		732	12	744
LINCOLN	58	1		56	0	56
		3		49	2	51
	59	4		51	0	51
		5		34	0	34
		6		45	0	45
		7		42	0	42
		8		61	3	64
	69	9		61	1	62
		10		30	0	30
	74	11		14	1	15
		12		31	0	31
		13		11	0	11
			TOTAL		485	7
LITTLE COMPTON	94	1		80	3	83
				TOTAL		80	3
MIDDLETOWN	95	1		21	0	21
		2		16	1	17
		3		39	0	39
		4		32	1	33
	96	9		10	0	10
		5		58	0	58
	99	6		25	2	27
		7		37	2	39
		8		24	1	25
		TOTAL		262	7	269

CITY/TOWN	REP	VOTE	WARD	DIST	MACH	MAIL	TOTAL	
NARRAGANSETT	47	1		42	1	43	
		2		47	0	47	
		3		65	1	66	
		4		57	3	60	
	48	5		39	1	40	
		6		52	2	54	
		7		33	0	33	
		8		34	0	34	
				TOTAL		369	8	377
NEWPORT	97	1	2	4	2	0	2	
		2	1	4	6	0	6	
		3	2	3	18	0	18	
		4	1	3	4	1	5	
		5	2	2	51	1	52	
		6	2	1	39	1	40	
	98	1	1	1	36	1	37	
		2	1	2	37	1	38	
	99	1	3	2	30	0	30	
		2	3	3	29	1	30	
	100	1	3	1	15	1	16	
		2	3	4	13	0	13	
		3	4	1	39	0	39	
		4	4	2	30	1	31	
		5	4	3	45	2	47	
		Limited		1	0	1	
				TOTAL		395	10	405
	NEW SHOREHAM	81	1		54	6	60
					TOTAL	54	6	60
	NORTH KINGSTOWN	44	1		76	1	77
2				76	2	78	
3				76	0	76	
4				61	4	65	
45		6		74	4	78	
		8		62	1	63	
		9		80	1	81	
		10		60	4	64	
		11		82	0	82	
46		5		83	2	85	
		7		66	2	68	
		Limited		1	0	1	
				TOTAL		797	21	818
NORTH PROVIDENCE		6	2E		35	0	35
	10		3D	53	1	54	
			3E	28	0	28	
	11	1A		37	1	38	
		3A		58	1	59	
		3C		3	0	3	
	70	1B		56	1	57	
		1C		43	1	44	
		1D		46	0	46	
		3B		20	0	20	
		3F		52	5	57	
	71	1E		38	1	39	
		2A		38	0	38	
		2B		44	0	44	
		2C		53	0	53	
		3G		41	0	41	
74	2D		35	1	36		
			TOTAL		680	12	692	

CITY/TOWN	REP	VOTE	WARD	DIST	MACH	MAIL	TOTAL
NORTH SMITHFIELD	61	1		61	0	61
		5		50	2	52
	62	2		28	3	31
		3		20	0	20
	64	4		73	1	74
			TOTAL	232	6	238
PAWTUCKET	4	1	4	6	35	0	35
	74	1	6	2	11	0	11
		2	6	4	81	3	84
	75	1	5	2	29	0	29
		2	6	5	55	1	56
		3	5	1	16	0	16
	76	1	4	1	28	0	28
		2	4	5	20	0	20
		3	5	3	24	1	25
		4	5	4	39	0	39
		5	6	3	5	1	6
		6	6	6	2	0	2
	77	1	4	3	25	1	26
		2	4	4	26	0	26
		3	3	1	15	1	16
		4	3	5	37	0	37
		5	3	6	38	2	40
	78	1	6	1	9	0	9
		2	1	2	26	0	26
		3	4	2	19	1	20
		4	2	1	12	1	13
		5	3	4	8	0	8
	79	1	1	3	35	0	35
		2	1	4	22	0	22
		3	1	5	35	1	36
	4	1	1	18	1	19	
	5	2	3	8	0	8	
	6	2	2	9	0	9	
80	1	2	6	46	1	47	
	2	2	5	43	1	44	
	3	2	4	52	1	53	
	4	3	2	57	0	57	
82	1	3	3	45	0	45	
			TOTAL	930	17	947
PORTSMOUTH	93	1		43	1	44
		2		51	1	52
		3		42	1	43
		4		42	2	44
		5		11	1	12
	94	6		29	3	32
		7		26	1	27
	96	8		29	2	31
		9		36	0	36
		10		40	2	42
		11		28	1	29
			TOTAL	377	15	392
PROVIDENCE	1	1	5	7	16	0	16
		2	4	6	9	1	10
		3	12	2	2	0	2
		4	12	6	24	0	24
		8	12	3	19	0	19
		11	14	7	11	0	11
		12	12	4	0	0	0
		13	12	1	1	0	1

CITY/TOWN	REP	VOTE	WARD	DIST	MACH	MAIL	TOTAL
PROVIDENCE (cont'd)	2	1	13	2	12	0	12
		2	11	1	9	0	9
		3	11	2	8	1	9
		4	1	5	32	0	32
		5	1	4	41	1	42
	3	3	3	7	16	1	17
		5	12	7	27	2	29
		6	2	8	38	0	38
		8	1	3	23	1	24
		9	1	2	21	0	21
	4	1	3	1	25	0	25
		2	2	1	36	3	39
	3	2	3	47	0	47	
	4	2	7	16	0	16	
	5	2	6	21	0	21	
	6	1	1	16	0	16	
	7	2	9	8	0	8	
	10	2	4	13	0	13	
5	1	3	2	51	1	52	
	2	3	3	47	1	48	
	3	3	5	34	0	34	
	5	3	4	19	1	20	
	6	2	2	11	0	11	
	7	4	5	5	0	5	
6	1	4	2	42	0	42	
	2	4	3	32	1	33	
	4	4	1	25	2	27	
	5	14	1	1	0	1	
7	1	5	2	30	2	32	
	2	5	3	28	1	29	
	3	5	8	37	2	39	
	4	5	5	15	0	15	
	5	5	9	37	6	43	
	6	12	10	20	0	20	
	7	15	3	0	0	0	
	8	6	5	8	0	8	
	9	6	7	10	0	10	
8	1	14	4	25	0	25	
	2	14	8	4	0	4	
	3	14	5	31	1	32	
	4	14	6	2	0	2	
	5	5	1	1	0	1	
	6	14	2	18	0	18	
	7	14	3	26	0	26	
	8	5	4	25	0	25	
9	1	7	3	1	0	1	
	2	15	8	0	0	0	
	3	6	10	4	0	4	
	4	15	11	6	0	6	
	5	15	7	11	0	11	
	7	13	8	20	1	21	
	8	11	3	1	1	2	
	11	8	2	0	0	0	
10	1	6	1	42	0	42	
	2	5	6	22	0	22	
	3	6	2	37	1	38	
	5	6	4	34	0	34	
12	1	7	2	23	0	23	
	2	7	4	39	0	39	
	3	15	10	2	0	2	
	4	6	3	6	0	6	
	5	6	9	10	1	11	
	7	6	11	4	0	4	

CITY/TOWN	REP	VOTE	WARD	DIST	MACH	MAIL	TOTAL
PROVIDENCE (cont'd)	13	1	7	6	26	0	26
		2	7	5	26	0	26
		3	15	12	37	0	37
	14	1	15	9	3	0	3
		2	13	7	17	1	18
		3	13	4	16	0	16
		4	13	3	21	3	24
		5	13	5	9	0	9
		7	15	2	1	0	1
		8	12	8	20	0	20
	17	9	15	5	6	0	6
		1	8	8	17	1	18
		3	8	9	46	1	47
		4	8	10	4	0	4
		5	8	7	4	0	4
		6	8	5	0	0	0
		7	15	13	0	0	0
	18	8	8	1	1	0	1
		1	11	8	3	0	3
		2	9	2	28	3	31
		3	9	4	5	0	5
		4	8	11	6	0	6
		6	9	1	9	0	9
		19	1	11	4	2	0
	2		11	6	23	1	24
	3		10	1	8	1	9
	4		11	5	2	0	2
	19	5	11	7	7	0	7
		20	1	10	2	8	0
	20	2	10	3	11	0	11
		3	10	4	11	0	11
4		9	3	12	0	12	
Limited				1	0	1	
		TOTAL		1,727	43	1,770	
RICHMOND	52	1			106	0	106
		2			60	0	60
		3			73	2	75
	Limited				1	0	1
		TOTAL		240	2	242	
SCITUATE	54	1			68	2	70
		2			89	0	89
		3			53	2	55
		4			72	1	73
		5			84	0	84
		TOTAL		366	5	371	
SMITHFIELD	57	1			40	2	42
		2			45	1	46
		3			61	0	61
		4			60	1	61
		7			18	0	18
	69	5			45	0	45
		6			84	0	84
		8			8	0	8
		9			41	1	42
		10			19	0	19
		TOTAL		421	5	426	
SOUTH KINGSTOWN	46	9			21	0	21
	47	2			41	0	41
	48	4			65	1	66
		11			30	0	30

CITY/TOWN	REP	VOTE	WARD	DIST	MACH	MAIL	TOTAL
SOUTH KINGSTOWN (cont'd)							
	49	1		110	3	113
		3		82	5	87
		6		77	2	79
		7		47	0	47
		10		20	0	20
	81	5		93	0	93
		8		78	1	79
			TOTAL	664	12	676
TIVERTON	92	1		32	0	32
		3		37	0	37
		4		51	0	51
		5		22	1	23
		6		24	1	25
	94	2		43	0	43
		7		35	0	35
			TOTAL	244	2	246
WARREN	89	1		18	0	18
		2		23	0	23
		3		21	1	22
		4		27	1	28
		5		50	1	51
		5A		14	1	15
		6		30	1	31
	90	1		26	0	26
		1A		13	0	13
			TOTAL	222	5	227
WARWICK	25	1	2	5	8	0	8
		2	3	2	14	0	14
		4	8	1	17	0	17
		5	8	2	12	0	12
	28	1	1	1	19	0	19
	29	1	1	2	61	0	61
		2	1	3	58	1	59
		3	1	4	63	0	63
		4	2	6	12	0	12
		5	2	7	5	0	5
		6	4	5	29	0	29
		7	1	5	56	0	56
	30	1	2	1	33	0	33
		2	2	2	59	0	59
		3	2	3	49	0	49
		4	2	4	42	2	44
		5	3	1	47	0	47
	32	1	3	3	46	1	47
		2	4	1	43	1	44
		3	4	2	48	0	48
		4	4	3	36	0	36
		5	4	4	56	1	57
		6	5	6	14	0	14
	33	1	4	6	2	0	2
		2	5	1	59	0	59
		3	5	2	38	3	41
		4	5	3	50	1	51
		5	5	4	58	3	61
		6	6	6	20	0	20


CITY/TOWN	REP	VOTE	WARD	DIST	MACH	MAIL	TOTAL	
WARWICK (cont'd)	34	1	3	4	30	0	30	
		2	6	1	56	0	56	
		3	6	2	47	0	47	
		4	6	3	40	0	40	
		5	6	5	50	2	52	
		6	5	5	13	0	13	
	35	1	3	5	32	0	32	
		2	3	6	16	1	17	
		3	6	4	23	0	23	
		4	7	2	80	1	81	
		5	7	3	31	0	31	
		6	7	4	92	0	92	
		7	8	8	0	0	0	
	36	1	9	1	50	1	51	
		2	9	2	67	0	67	
		3	9	3	33	0	33	
		4	9	4	29	0	29	
		5	9	6	41	0	41	
		6	9	7	34	0	34	
	37	1	7	1	73	0	73	
		2	8	3	13	1	14	
		3	8	4	68	0	68	
		4	8	5	51	0	51	
		5	8	6	26	4	30	
		6	8	7	9	0	9	
		7	8	9	31	0	31	
	43	1	9	5	22	1	23	
		TOTAL				2,111	24	2,135
	WESTERLY	16	5			25	1	26
			50	1			26	1
			2			26	0	26
			3			9	0	9
			4			40	1	41
			5			32	2	34
		51	1			30	1	31
			2			38	1	39
			3			24	1	25
			4			22	2	24
			5			18	0	18
			6			24	1	25
		TOTAL				314	11	325
		WEST GREENWICH	31	2			136	0
52	1				114	1	115	
	3				106	0	106	
TOTAL				356	1	357		
WEST WARWICK	38	1			79	4	83	
		2			19	0	19	
		3			68	1	69	
		4			27	1	28	
		5			63	0	63	
		6			53	2	55	
	39	1			50	0	50	
		2			56	0	56	
		3			67	5	72	
		4			56	0	56	
		5			22	0	22	
	40	1			68	1	69	
		2			64	0	64	
		3			30	0	30	
		4			54	2	56	
		5			57	0	57	
		6			91	1	92	
	TOTAL				924	17	941	

CITY/TOWN	REP	VOTE	WARD	DIST	MACH	MAIL	TOTAL
WOONSOCKET	62	1		20	0	20
		2		27	0	27
		3		42	1	43
	63	1		15	0	15
		2		14	0	14
		3		24	0	24
		4		32	0	32
		5		4	0	4
	64	1		29	0	29
		2		34	1	35
		3		44	0	44
	65	1		34	0	34
		2		42	0	42
		3		50	0	50
		4		12	0	12
	66	1		29	0	29
		2		30	8	38
		3		33	0	33
		4		36	2	38
				TOTAL	551	12
STATE TOTAL					21,645	398	22,043

RI GENERAL ELECTION

November 3, 1998

Votes Cast on Referenda

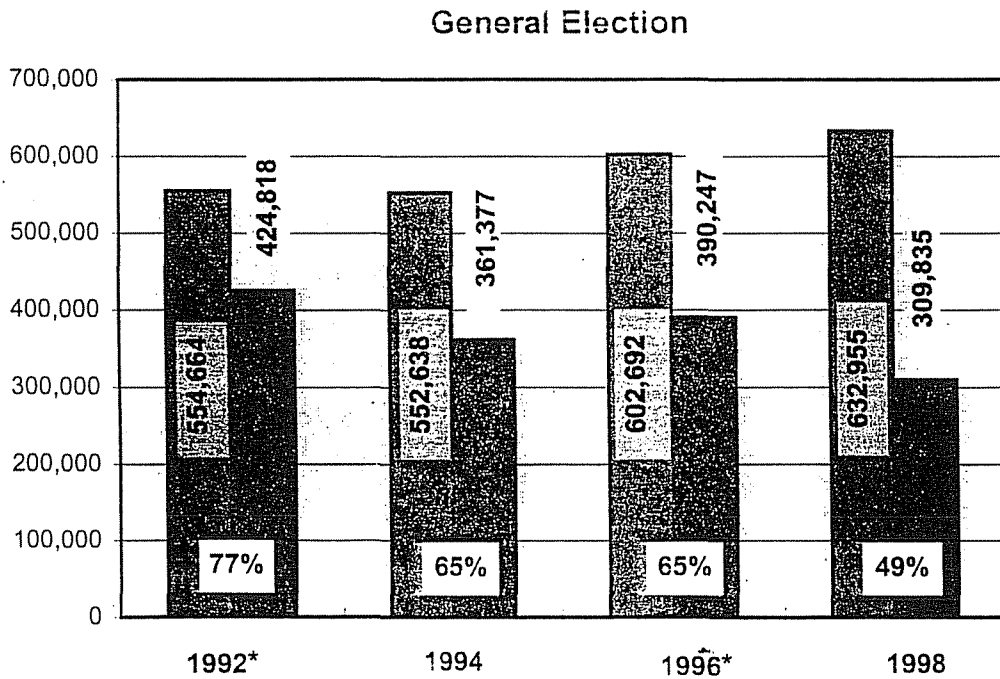
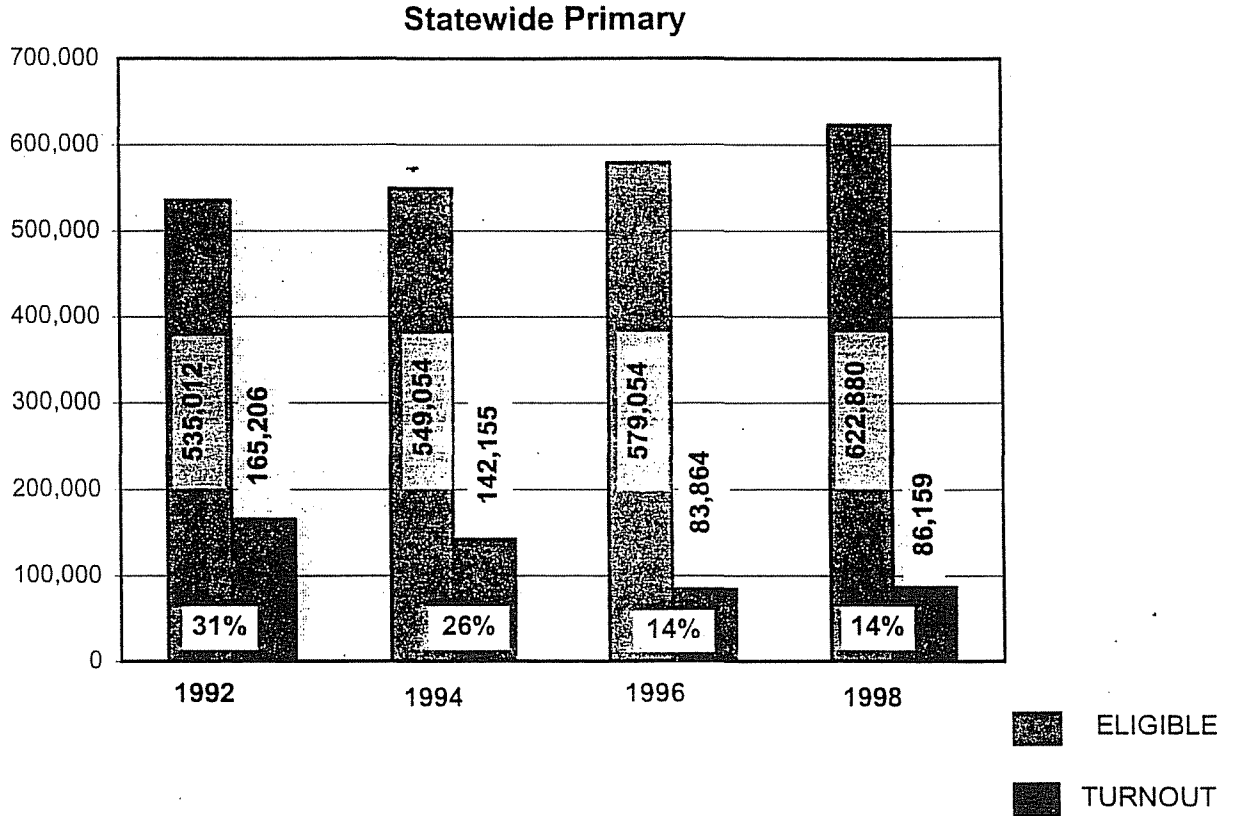


	Question #1		Question #2		Question #3	
	Transportation Bonds		Education Bonds		Environmental Bonds	
	APPROVE	REJECT	APPROVE	REJECT	APPROVE	REJECT
BARRINGTON	4,327	1,706	4,225	1,838	4,459	1609
BRISTOL	3,797	1,709	3,694	1,836	3,726	1469
BURRILLVILLE	2,307	1,390	2,060	1,639	2,247	1446
CENTRAL FALLS	1,226	413	1,057	374	1,011	389
CHARLESTOWN	1,626	618	1,629	628	1,660	592
COVENTRY	6,147	3,285	5,846	3,579	6,221	3207
CRANSTON	15,150	8,275	15,812	7,762	14,620	8767
CUMBERLAND	6,082	2,676	5,816	2,970	6,059	2685
EAST GREENWICH	3,026	1,235	3,175	1,126	3,039	1214
EAST PROVIDENCE	8,577	4,714	8,648	4,669	7,290	4427
EXETER	1,056	658	1,076	658	1,102	620
FOSTER	987	604	982	614	1,052	554
GLOCESTER	1,933	995	1,813	1,118	1,924	1010
HOPKINTON	1,270	627	1,171	743	1,229	680
JAMESTOWN	1,585	782	1,749	627	1,800	578
JOHNSTON	6,593	2,767	6,427	2,947	5,986	3293
LINCOLN	4,960	2,154	4,827	2,308	5,070	2053
LITTLE COMPTON	1,016	462	1,020	463	1,036	459
MIDDLETOWN	2,835	1,428	2,672	1,584	2,802	1456
NARRAGANSETT	3,641	1,305	3,865	1,141	3,766	1174
NEWPORT	4,044	1,855	4,004	1,924	4,047	1736
NEW SHOREHAM	555	254	602	216	673	164
NORTH KINGSTOWN	5,838	2,505	6,139	2,300	6,015	2189
NORTH PROVIDENCE	6,830	2,753	6,891	2,754	6,279	3212
NORTH SMITHFIELD	2,154	1,712	1,898	1,978	2,062	1610
PAWTUCKET	9,196	4,597	9,147	4,686	7,379	4052
PORTSMOUTH	3,445	2,207	3,093	2,568	3,412	2183
PROVIDENCE	18,357	5,971	18,742	5,776	18,129	6,136
RICHMOND	1,154	570	1,161	572	1,262	473
SCITUATE	2,518	1,252	2,467	1,295	2,444	1318
SMITHFIELD	4,193	1,802	4,066	1,958	4,086	1920
SOUTH KINGSTOWN	5,432	2,012	5,947	1,636	5,889	1468
TIVERTON	2,359	1,224	2,180	1,413	2,349	1240
WARREN	1,991	873	1,910	961	2,004	814
WARWICK	18,238	8,641	18,707	8,297	18,274	8620
WESTERLY	3,579	1,586	3,614	1,605	3,416	1676
WEST GREENWICH	949	511	941	527	993	469
WEST WARWICK	4,357	2,421	4,219	2,564	4,116	2627
WOONSOCKET	5,059	2,599	4,624	3,056	4,404	2820
State Total	178,389	83,148	177,916	84,710	173,332	82,409


**RI GENERAL ELECTION
November 3, 1998
VOTER TURNOUT**

CITY/TOWN	REGISTERED VOTERS	VOTES CAST	% TURNOUT
BARRINGTON	13,049	6,625	50.8%
BRISTOL	13,438	6,589	49.0%
BURRILLVILLE	9,230	4,078	44.2%
CENTRAL FALLS	7,021	2,507	35.7%
CHARLESTOWN	5,009	2,519	50.3%
COVENTRY	20,344	10,458	51.4%
CRANSTON	51,833	28,516	55.0%
CUMBERLAND	20,523	10,356	50.5%
EAST GREENWICH	9,335	4,756	50.9%
EAST PROVIDENCE	29,208	15,385	52.7%
EXETER	3,784	1,841	48.7%
FOSTER	2,648	1,699	64.2%
GLOCESTER	6,209	3,207	51.7%
HOPKINTON	4,808	2,155	44.8%
JAMESTOWN	4,022	2,555	63.5%
JOHNSTON	20,479	11,789	57.6%
LINCOLN	14,092	8,060	57.2%
LITTLE COMPTON	2,698	1,591	59.0%
MIDDLETOWN	10,256	4,816	47.0%
NARRAGANSETT	11,494	5,790	50.4%
NEWPORT	16,594	6,600	39.8%
NEW SHOREHAM	1,441	902	62.6%
NORTH KINGSTOWN	18,052	9,251	51.2%
NORTH PROVIDENCE	24,287	12,339	50.8%
NORTH SMITHFIELD	7,742	4,262	55.1%
PAWTUCKET	36,480	15,647	42.9%
PORTSMOUTH	12,055	6,221	51.6%
PROVIDENCE	89,088	32,822	36.8%
RICHMOND	4,225	2,037	48.2%
SCITUATE	6,436	4,038	62.7%
SMITHFIELD	13,221	6,851	51.8%
SOUTH KINGSTOWN	15,668	8,210	52.4%
TIVERTON	8,722	4,444	51.0%
WARREN	6,842	3,361	49.1%
WARWICK	57,352	32,017	55.8%
WESTERLY	14,369	6,749	47.0%
WEST GREENWICH	3,344	1,646	49.2%
WEST WARWICK	16,693	8,042	48.2%
WOONSOCKET	20,864	9,104	43.6%
STATE TOTAL	632,955	309,835	49.0%

RHODE ISLAND VOTER TURNOUT 1992 - 1998



* - 1992 & 1996 include "same day" registration and vote totals for president and vice president
 - 1994 & 1998 were not presidential years



***RHODE ISLAND
GENERAL ELECTION
November 3, 1998***

**STATE SENATE
CANDIDATES
DISTRICT & PRECINCT TOTALS**

RI GENERAL ELECTION

November 3, 1998

STATE SENATE

Dist.	Municipality	Name	Total	Name	Total	Plurality
1	Providence	Maryellen GOODWIN (D)	2,597	Daniel J. GRZYCH (I)	835	1,762
2	Providence	John M. RONEY (D)	2,674	Joshua T. MANDELBAUM (I)	775	1,899
3	Providence, Pawtucket	Rhoda E. PERRY (D)	5,107			
4	Providence	Dominick J. RUGGERIO (D)	4,090			
5	Providence, Johnston North Providence	Catherine E. GRAZIANO (D)	5,461			
6	S. Kingstown, New Shoreham	V. Susan SOSNOWSKI (D)	4,754	Martha A. STAMP (R)	1,763	2,991
7	Providence, Cranston, Johnston	David V. IGLIOZZI (D)	3,515	Robert J. PALAZZO (I)	1,560	1,955
8	Providence	Frank T. CAPRIO (D)	2,243			
9	Providence	Charles D. WALTON (D)	1,908	Amelio CIOFFI (R)	270	1,638
10	Providence	Robert T. KELLS (D)	2,537			
11	Cranston	Elizabeth H. ROBERTS (D)	4,773			
12	Cranston	Hanna M. GALLO (D)	4,357	Kenneth J. HOPKINS (R)	2,428	1,929
13	Cranston	Thomas J. IZZO (D)	5,994			
14	Cranston, Warwick, W. Warwick	Eleanor C. SASSO (D)	5,513			
15	Warwick	James M. DONELAN (D)	4,983			
16	Warwick	Michael J. McCAFFREY(D)	5,711			
17	Warwick	William A. WALASKA(D)	4,941	Raymond T. MCKAY (R)	1,788	3,153
18	Warwick	John C. REVENS, JR. (D)	5,849			
19	West Warwick	Stephen D. ALVES (D)	3,827	Robert F. PLANTE (R)	1,306	2,521
20	Coventry, West Warwick	Leonidas P. RAPTAKIS (D)	4,813			
21	Coventry, Scituate	Leo R. BLAIS (R)	5,379			
22	East Greenwich, Warwick, Exeter, North Kingstown	J. Michael LENIHAN (D)	5,585	Pamela T. FOGG (I)	1,736	3,849
23	North Kingstown	John A. PATTERSON (R)	3,572	David A. MURRAY (D)	3,527	45
24	Narragansett, South Kingstown	Patrick T. McDONALD (D)	4,475	Sara A. WHITRIGHT (R)	3,171	1,304
25	Charlestown, Richmond, Hopkinton, Westerly	Donna M. WALSH (D)	4,389	Marjorie N. REKOWSKI (R)	2,186	2,203
26	Westerly	Dennis L. ALGIERE (R)	5,365			

RI GENERAL ELECTION

November 3, 1998

STATE SENATE

Dist.	Municipality	Name	Total	Name	Total	Plurality
27	Burrillville, Glocester	Paul W. FOGARTY (D) Mary E. RYAN (I)	2,958 863	M. Jeffry SCHANCK (R)	1,664	1,294
28	Johnston	William P. TOCCO, JR. (D)	5,425	Robert R. LARRIVEE (R)	2,858	2,567
29	Smithfield, Glocester	Michael J. FLYNN (R) David C. RICHARDSON (REF)	4,243 274	Robert J. ESPOSITO (D)	2,416	1,827
30	North Smithfield, Woonsocket, Burrillville	Paul S. KELLY (D)	4,627			
31	Woonsocket	Marc A. COTE (D)	2,948			
32	Woonsocket, Cumberland	Roger BADEAU (D)	3,737			
33	Cumberland	Daniel P. CONNORS (D)	5,614	William David MARTIN (I)	971	4,643
34	Lincoln, Cumberland	Jonathan F. OSTER (D)	5,444	Richard K. FOSTER (R)	3,288	2,156
35	Central Falls, Cumberland	Daniel J. ISSA (D)	2,374	Wilfred R. DeMEULE (R)	539	1,835
36	North Providence	John A. CELONA (D)	6,989	Michael J. ROLLINS (LIB)	681	6,308
37	North Providence, Pawtucket	Joseph A. MONTALBANO (D)	3,564			
38	Pawtucket	John F. McBURNEY, III (D)	2,969			
39	East Providence, Pawtucket	William V. IRONS (D)	4,658	Paul A. DINSMORE (R)	1,338	3,320
40	Pawtucket	Thomas R. CODERRE (D)	3,216			
41	Coventry, Exeter, Foster, Glocester, W.Greenwich, Scituate	Kevin A. BREENE (R)	5,517			
42	East Providence	Daniel DaPONTE (D)	3,365	Gerald R. LYNCH (I)	1,533	1,832
43	East Providence	Michael J. DAMIANI (D)	4,604			
44	Barrington, East Providence	David E. BATES (R)	5,617			
45	Bristol, Warren	Mary A. PARELLA (R)	4,429			
46	Portsmouth, Warren, Little Compton	Walter S. FELAG, JR. (D)	4,787			
47	Tiverton, Warren, Little Compton	William ENOS (D)	5,132			
48	Middletown, Portsmouth	June N. GIBBS (R)	4,676	Steven C. ATEN (D)	1,718	2,958
49	Newport, Middletown, Jamestown	M. Teresa PAIVA-WEED (D)	3,642			
50	Newport	J. Clement CICILLINE (D)	3,638			

RI GENERAL ELECTION, November 3, 1998
STATE SENATE
Summary By Precinct

SENATE DISTRICT 1

	REP	VOTE	WARD	DIST	Maryellen GOODWIN (DEM)			Daniel J. GRZYCH (IND)		
					MACH	MAIL	TOTAL	MACH	MAIL	TOTAL
PROVIDENCE	1	1	5	7	168	4	172	81	2	83
	1	3	12	2	31	0	31	6	0	6
	1	4	12	6	210	4	214	51	0	51
	1	8	12	3	304	3	307	85	1	86
	7	4	5	5	161	5	166	48	1	49
	7	5	5	9	609	59	668	186	11	197
	7	6	12	10	184	4	188	56	0	56
	7	7	15	3	7	0	7	0	0	0
	7	8	6	5	61	1	62	17	0	17
	8	4	14	6	47	0	47	14	0	14
	8	8	5	4	173	6	179	64	0	64
	10	3	6	2	368	12	380	166	2	168
	14	7	15	2	7	1	8	2	0	2
	14	8	12	8	166	2	168	42	0	42
					2,496	101	2,597	818	17	835

SENATE DISTRICT 2

	REP	VOTE	WARD	DIST	John M. RONEY (DEM)			Joshua T. MANDELBAUM (GRE)		
					MACH	MAIL	TOTAL	MACH	MAIL	TOTAL
PROVIDENCE	1	12	12	4	7	0	7	1	0	1
	2	1	13	2	152	11	163	33	1	34
	2	2	11	1	142	2	144	21	0	21
	2	4	1	5	431	3	434	67	1	68
	2	5	1	4	502	35	537	99	1	100
	3	5	12	7	292	12	304	70	3	73
	3	6	2	8	375	5	380	155	2	157
	3	8	1	3	160	4	164	93	2	95
	3	9	1	2	83	1	84	79	0	79
	4	5	2	6	202	7	209	71	2	73
	4	6	1	1	150	8	158	54	3	57
	4	7	2	9	89	1	90	17	0	17
						2,585	89	2,674	760	15

SENATE DISTRICT 3

	REP	VOTE	WARD	DIST	Rhoda PERRY (DEM)		
					MACH	MAIL	TOTAL
PAWTUCKET	4	1	4	6	356	6	362
	76	2	4	5	222	6	228
	76	3	5	3	302	4	306
PROVIDENCE	3	3	3	7	192	3	195
	4	1	3	1	168	0	168
	4	2	2	1	530	30	560
	4	3	2	3	764	13	777
	4	4	2	7	270	10	280
	4	10	2	4	247	5	252
	5	1	3	2	482	10	492
	5	2	3	3	542	15	557
	5	3	3	5	539	5	544
	5	5	3	4	264	6	270
5	6	2	2	114	2	116	
					4,992	115	5,107

**RI GENERAL ELECTION, November 3, 1998
STATE SENATE**

SENATE DISTRICT 4

**Dominick J.
RUGGIERO (DEM)**

	REP	VOTE	WARD	DIST	MACH	MAIL	TOTAL
PROVIDENCE	1	2	4	6	159	19	178
	1	11	14	7	93	0	93
	1	13	12	1	5	0	5
	5	7	4	5	120	42	162
	6	1	4	2	633	20	653
	6	2	4	3	449	22	471
	6	4	4	1	576	67	643
	6	5	14	1	26	0	26
	7	1	5	2	299	5	304
	8	1	14	4	296	8	304
	8	2	14	8	30	1	31
	8	3	14	5	507	4	511
	8	5	5	1	42	2	44
	8	6	14	2	279	4	283
	8	7	14	3	372	10	382
				3,886	204	4,090	

SENATE DISTRICT 5

**Catherine E.
GRAZIANO (DEM)**

	REP	VOTE	WARD	DIST	MACH	MAIL	TOTAL
JOHNSTON	12	3B			132	4	136
	55	2D			75	1	76
	55	3D			126	3	129
	56	3A			460	7	467
	56	3C			872	27	899
	56	4D			103	2	105
NORTH PROVIDENCE	10	3D			498	19	517
	10	3E			357	2	359
	11	3C			80	0	80
PROVIDENCE	70	3F			527	49	576
	7	2	5	3	338	12	350
	7	3	5	8	557	16	573
	10	1	6	1	555	35	590
	10	2	5	6	209	5	214
	10	5	6	4	310	9	319
	12	4	6	3	67	4	71
				5,266	195	5,461	

SENATE DISTRICT 6

**V. Susan
SOSNOWSKI (DEM)**

**Martha A.
STAMP (REP)**

	REP	VOTE	WARD	DIST	MACH	MAIL	TOTAL	MACH	MAIL	TOTAL
NEW SHOREHAM	81	1			582	85	667	153	40	193
SOUTH KINGSTOWN	46	9			141	0	141	65	0	65
	49	1			826	21	847	275	8	283
	49	3			831	29	860	280	9	289
	49	6			492	8	500	143	7	150
	49	7			461	10	471	124	7	131
	81	5			626	12	638	349	22	371
	81	8			614	16	630	268	13	281
					4,573	181	4,754	1,657	106	1,763

**RI GENERAL ELECTION, November 3, 1998
STATE SENATE**

SENATE DISTRICT 7

	REP	VOTE	WARD	DIST	David V. IGLIOZZI (DEM)			Robert J. PALAZZO (IND)		
					MACH	MAIL	TOTAL	MACH	MAIL	TOTAL
CRANSTON	13	1	3	8	325	23	348	173	6	179
	21	2	3	1	276	13	289	159	9	168
JOHNSTON	12	2C		288	10	298	161	13	174
PROVIDENCE	9	1	7	3	65	2	67	17	0	17
	9	2	15	8	0	0	0	0	0	0
	12	1	7	2	263	8	271	103	3	106
	12	2	7	4	526	30	556	186	9	195
	12	3	15	10	29	30	59	16	0	16
	12	5	6	9	159	23	182	42	4	46
	13	1	7	6	438	56	494	271	11	282
	13	2	7	5	421	26	447	138	8	146
	13	3	15	12	477	27	504	230	1	231
					3,267	248	3,515	1,496	64	1,560

SENATE DISTRICT 8

	REP	VOTE	WARD	DIST	Frank T. CAPRIO (DEM)		
					MACH	MAIL	TOTAL
PROVIDENCE	7	9	6	7	96	1	97
	9	3	6	10	29	2	31
	9	4	15	11	143	2	145
	9	5	15	7	84	0	84
	9	7	13	8	393	15	408
	9	8	11	3	70	7	77
	9	11	8	2	39	0	39
	12	7	6	11	7	0	7
	14	1	15	9	54	0	54
	14	2	13	7	270	6	276
	14	3	13	4	251	23	274
	14	4	13	3	218	31	249
	14	5	13	5	312	11	323
	14	9	15	5	84	0	84
	17	6	8	5	29	0	29
	17	7	15	13	10	0	10
	17	8	8	1	26	0	26
19	1	11	4	30	0	30	
					2,145	98	2,243

SENATE DISTRICT 9

	REP	VOTE	WARD	DIST	Charles D. WALTON (DEM)			Amelio CIOFFI (REP)		
					MACH	MAIL	TOTAL	MACH	MAIL	TOTAL
PROVIDENCE	2	3	11	2	93	16	109	10	4	14
	18	3	9	4	62	0	62	21	0	21
	19	2	11	6	324	10	334	27	2	29
	19	3	10	1	329	0	329	23	0	23
	19	4	11	5	29	0	29	7	0	7
	20	1	10	2	199	0	199	31	0	31
	20	2	10	3	224	0	224	40	0	40
	20	3	10	4	278	2	280	59	1	60
	20	4	9	3	338	4	342	45	0	45
						1,876	32	1,908	263	7

RI GENERAL ELECTION, November 3, 1998
STATE SENATE

SENATE DISTRICT 10

Robert T.
KELLS (DEM)

	REP	VOTE	WARD	DIST	MACH	MAIL	TOTAL
PROVIDENCE	17	1	8	8	356	52	408
	17	3	8	9	660	14	674
	17	4	8	10	107	1	108
	17	5	8	7	125	3	128
	18	1	11	8	68	2	70
	18	2	9	2	683	35	718
	18	4	8	11	137	0	137
	18	6	9	1	169	4	173
	19	5	11	7	119	2	121
					2,424	113	2,537

SENATE DISTRICT 11

Elizabeth H.
ROBERTS (DEM)

	REP	VOTE	WARD	DIST	MACH	MAIL	TOTAL
CRANSTON	21	1	2	7	115	3	118
	21	3	3	2	325	11	336
	21	5	3	4	333	6	339
	21	6	3	6	561	14	575
	21	7	3	9	110	5	115
	26	2	2	5	248	7	255
	27	2	1	7	497	16	513
	27	5	2	3	657	19	676
	27	6	2	8	307	10	317
	28	1	1	1	447	5	452
	28	2	1	2	492	10	502
	28	5	1	5	555	20	575
						4,647	126

SENATE DISTRICT 12

Hanna M.
GALLO (DEM)

Kenneth J.
HOPKINS (REP)

	REP	VOTE	WARD	DIST	MACH	MAIL	TOTAL	MACH	MAIL	TOTAL	
CRANSTON	21	4	3	3	417	4	421	208	12	220	
	22	1	3	5	21	0	21	17	0	17	
	22	7	5	7	64	5	69	25	1	26	
	25	1	6	5	458	20	478	393	9	402	
	25	3	6	7	59	3	62	33	0	33	
	26	1	2	4	583	23	606	392	26	418	
	26	3	2	6	439	10	449	217	7	224	
	26	5	5	2	424	11	435	205	5	210	
	26	7	6	2	52	8	60	22	3	25	
	27	1	1	6	393	8	401	216	5	221	
	27	3	2	1	186	2	188	53	2	55	
	27	4	2	2	484	20	504	251	12	263	
	28	3	1	3	307	20	327	137	1	138	
	28	4	1	4	327	9	336	170	6	176	
						4,214	143	4,357	2,339	89	2,428

RI GENERAL ELECTION, November 3, 1998
STATE SENATE

SENATE DISTRICT 13

Thomas J.
IZZO (DEM)

	REP	VOTE	WARD	DIST	MACH	MAIL	TOTAL
CRANSTON	22	2	3	7	266	13	279
	22	3	5	1	109	2	111
	22	4	5	3	638	35	673
	22	5	5	4	641	18	659
	22	6	5	5	790	25	815
	23	1	4	2	810	20	830
	23	3	4	5	610	27	637
	23	4	4	8	114	4	118
	23	5	4	9	284	6	290
	23	6	5	6	260	17	277
	23	7	5	8	208	15	223
	23	8	5	9	310	4	314
	24	1	4	1	747	21	768
					5,787	207	5,994

SENATE DISTRICT 14

Eleanor C.
SASSO (DEM)

	REP	VOTE	WARD	DIST	MACH	MAIL	TOTAL
CRANSTON	23	2	4	3	717	32	749
	24	2	4	4	569	8	577
	24	3	4	7	308	4	312
	24	4	6	3	539	24	563
	24	5	6	4	582	26	608
	25	4	6	8	328	65	393
	26	4	4	6	59	5	64
	26	6	6	1	514	19	533
	26	8	6	9	325	15	340
	WARWICK	37	2	8	3	125	1
37		4	8	5	380	11	391
37		5	8	6	346	33	379
WEST WARWICK	39	1	1	459	19	478
					5,251	262	5,513

SENATE DISTRICT 15

James M.
DONELAN (DEM)

	REP	VOTE	WARD	DIST	MACH	MAIL	TOTAL
WARWICK	25	1	2	5	100	4	104
	25	2	3	2	139	7	146
	25	4	8	1	155	3	158
	28	1	1	1	214	4	218
	29	1	1	2	523	9	532
	29	2	1	3	645	12	657
	29	4	2	6	84	0	84
	29	7	1	5	521	9	530
	30	1	2	1	461	10	471
	30	2	2	2	568	4	572
	30	3	2	3	444	3	447
	30	4	2	4	512	15	527
	30	5	3	1	526	11	537
					4,892	91	4,983

RI GENERAL ELECTION, November 3, 1998
STATE SENATE

SENATE DISTRICT 16

Michael J.
MCCAFFREY (DEM)

	REP	VOTE	WARD	DIST	MACH	MAIL	TOTAL
WARWICK	29	3	1	4	645	17	662
	29	5	2	7	61	1	62
	29	6	4	5	349	7	356
	32	1	3	3	599	7	606
	32	2	4	1	631	9	640
	32	3	4	2	598	19	617
	32	4	4	3	375	4	379
	32	5	4	4	554	5	559
	32	6	5	6	105	2	107
	33	1	4	6	28	2	30
	33	2	5	1	626	11	637
	34	1	3	4	299	11	310
	35	1	3	5	447	10	457
	35	2	3	6	285	4	289
					5,602	109	5,711

SENATE DISTRICT 17

William A.
WALASKA (DEM)

Raymond T.
MCKAY (REP)

	REP	VOTE	WARD	DIST	MACH	MAIL	TOTAL	MACH	MAIL	TOTAL
WARWICK	33	3	5	2	368	8	376	145	2	147
	33	4	5	3	493	11	504	162	2	164
	33	5	5	4	681	14	695	275	8	283
	33	6	6	6	187	3	190	48	0	48
	34	2	6	1	479	4	483	169	0	169
	34	3	6	2	504	7	511	121	2	123
	34	4	6	3	512	10	522	169	9	178
	34	5	6	5	598	6	604	219	12	231
	34	6	5	5	149	3	152	53	1	54
	35	3	6	4	174	3	177	58	0	58
	35	6	7	4	713	14	727	320	13	333
					4,858	83	4,941	1,739	49	1,788

SENATE DISTRICT 18

John C.
REVENS, JR. (DEM)

	REP	VOTE	WARD	DIST	MACH	MAIL	TOTAL
WARWICK	25	5	8	2	114	10	124
	35	4	7	2	935	25	960
	35	5	7	3	163	4	167
	35	7	8	8	3	0	3
	36	1	9	1	525	21	546
	36	2	9	2	823	20	843
	36	3	9	3	408	9	417
	36	4	9	4	454	12	466
	36	5	9	6	318	8	326
	37	1	7	1	599	11	610
	37	3	8	4	646	24	670
	37	6	8	7	60	0	60
	37	7	8	9	438	15	453
	43	1	9	5	195	9	204
					5,681	168	5,849

**RI GENERAL ELECTION, November 3, 1998
STATE SENATE**

SENATE DISTRICT 19

	REP	VOTE	WARD	DIST	Stephen D. ALVES (DEM)			Robert F. PLANTE (REP)		
					MACH	MAIL	TOTAL	MACH	MAIL	TOTAL
WEST WARWICK	38	1	2	472	18	490	159	8	167
	38	4	3	88	0	88	31	3	34
	38	6	4	244	5	249	86	2	88
	39	2	1	471	13	484	164	6	170
	39	3	1	483	17	500	81	2	83
	39	4	2	350	13	363	98	1	99
	39	5	3	161	2	163	57	3	60
	40	1	4	357	6	363	155	6	161
	40	2	4	337	3	340	90	1	91
	40	4	5	391	10	401	192	4	196
	40	5	5	377	9	386	154	3	157
					3,731	96	3,827	1,267	39	1,306

SENATE DISTRICT 20

	REP	VOTE	WARD	DIST	Leonidas P. RAPTAKIS (DEM)					
					MACH	MAIL	TOTAL	MACH	MAIL	TOTAL
COVENTRY	31	2		5C	455	40	495			
	41	4		3C	570	4	574			
	42	2		4C	538	7	545			
	42	3		5A	409	6	415			
	42	4		5B	314	4	318			
	42	5		4B	406	6	412			
	42	6		4D	555	6	561			
WEST WARWICK	38	2	2	79	1	80			
	38	3	3	362	16	378			
	38	5	3	286	2	288			
	40	3	4	179	3	182			
	40	6	5	561	4	565			
					4,714	99	4,813			

SENATE DISTRICT 21

	REP	VOTE	WARD	DIST	Leo R. BLAIS (REP)					
					MACH	MAIL	TOTAL	MACH	MAIL	TOTAL
COVENTRY	24	1		2C	275	10	285			
	31	1		5D	536	12	548			
	39	1		3A	181	0	181			
	41	1		2D	553	6	559			
	41	2		2B	302	4	306			
	41	3		3B	306	4	310			
	41	5		3D	365	2	367			
	41	6		2A	414	5	419			
	42	1		4A	183	2	185			
	53	2		1B	562	12	574			
SCITUATE	53	3		1C	602	3	605			
	54	2		476	7	483			
	54	5		544	13	557			
					5,299	80	5,379			

**RI GENERAL ELECTION, November 3, 1998
STATE SENATE**

SENATE DISTRICT 22

	REP	VOTE	WARD	DIST	J. Michael LENIHAN (DEM)			Pamela T. FOGG (IND)		
					MACH	MAIL	TOTAL	MACH	MAIL	TOTAL
EAST GREENWICH	31	6		439	8	447	143	4	147
	31	7		302	8	310	97	1	98
	43	1		532	12	544	125	3	128
	43	2		514	13	527	122	1	123
	43	3		506	33	539	145	5	150
	43	4		487	26	513	138	5	143
EXETER	43	5		397	15	412	113	5	118
	31	3		633	7	640	199	9	208
	46	1		55	0	55	22	1	23
NORTH KINGSTOWN	52	4		227	10	237	100	2	102
	45	8		428	10	438	185	11	196
WARWICK	46	7		543	11	554	177	8	185
	36	6	9	7	364	5	369	115	0
					5,427	158	5,585	1,681	55	1,736

SENATE DISTRICT 23

	REP	VOTE	WARD	DIST	John A. PATTERSON (REP)			David A. MURRAY (DEM)		
					MACH	MAIL	TOTAL	MACH	MAIL	TOTAL
NORTH KINGSTOWN	44	1		413	18	431	403	4	407
	44	2		500	22	522	331	18	349
	44	3		284	7	291	382	8	390
	44	4		319	18	337	419	17	436
	45	6		337	12	349	306	11	317
	45	9		332	33	365	395	21	416
	45	10		256	8	264	351	14	365
	45	11		355	13	368	356	9	365
	46	5		621	24	645	467	15	482
					3,417	155	3,572	3,410	117	3,527

SENATE DISTRICT 24

	REP	VOTE	WARD	DIST	Patrick T. MCDONALD (DEM)			Sara A. WHITRIGHT (REP)		
					MACH	MAIL	TOTAL	MACH	MAIL	TOTAL
NARRAGANSETT	47	1		327	27	354	328	30	358
	47	2		341	17	358	260	14	274
	47	3		520	29	549	384	18	402
	47	4		428	26	454	265	19	284
	48	5		430	20	450	257	10	267
	48	6		536	14	550	273	11	284
	48	7		201	4	205	97	2	99
	48	8		391	3	394	235	6	241
SOUTH KINGSTOWN	47	2		302	5	307	289	12	301
	48	4		449	12	461	328	22	350
	48	11		181	5	186	177	4	181
	49	10		200	7	207	126	4	130
					4,306	169	4,475	3,019	152	3,171

**RI GENERAL ELECTION, November 3, 1998
STATE SENATE**

SENATE DISTRICT 25

	REP	VOTE	WARD	DIST	Donna M. WALSH (DEM)			Marjorie N. REKOWSKI (REP)		
					MACH	MAIL	TOTAL	MACH	MAIL	TOTAL
CHARLESTOWN	16	1		350	4	354	137	2	139
	81	1		238	1	239	94	0	94
	81	2		338	12	350	240	3	243
	82	3		378	7	385	141	4	145
	81	4		339	7	346	139	0	139
HOPKINTON	16	1		357	4	361	188	7	195
	16	2		494	5	499	281	9	290
	16	3		429	10	439	246	6	252
RICHMOND	52	1		459	6	465	266	4	270
	52	2		321	6	327	167	1	168
	52	3		434	12	446	186	5	191
WESTERLY	16	5		173	5	178	58	2	60
					4,310	79	4,389	2,143	43	2,186

SENATE DISTRICT 26

	REP	VOTE	WARD	DIST	Dennis L. ALGIERE (REP)		
					MACH	MAIL	TOTAL
WESTERLY	50	1		424	15	439
	50	2		408	16	424
	50	3		276	17	293
	50	4		478	17	495
	50	5		567	25	592
	51	1		449	20	469
	51	2		536	21	557
	51	3		584	28	612
	51	4		557	38	595
	51	5		373	12	385
	51	6		483	21	504
						5,135	230

SENATE DISTRICT 27

	REP	VOTE	WARD	DIST	Paul W. FOGARTY (DEM)			M. Jeffry SCHANCK (REP)			Mary E. RYAN (IND)		
					ACH	MAIL	TOTAL	MACH	MAIL	TOTAL	MACH	MAIL	TOTAL
BURRILLVILLE	15	4		94	0	94	57	0	57	51	0	51
	60	1		383	37	420	163	11	174	97	3	100
	60	2		413	13	426	201	6	207	161	1	162
	60	5		345	33	378	188	3	191	137	2	139
	61	3		290	4	294	145	0	145	107	1	108
	61	4		314	10	324	140	1	141	119	1	120
GLOCESTER	15	1		330	11	341	258	7	265	56	0	56
	15	2		363	2	365	291	9	300	87	3	90
	15	3		306	10	316	178	6	184	37	0	37
					2,838	120	2,958	1,621	43	1,664	852	11	863

**RI GENERAL ELECTION, November 3, 1998
STATE SENATE**

SENATE DISTRICT 28

	REP	VOTE	WARD	DIST	William P. TOCCO, JR (DEM)			Robert R. LARRIVEE (REP)		
					MACH	MAIL	TOTAL	MACH	MAIL	TOTAL
JOHNSTON	11	4A		302	5	307	178	0	178
	11	5B		500	6	506	300	5	305
	11	5C		669	21	690	286	3	289
	55	1A		580	20	600	304	5	309
	55	1B		728	52	780	405	8	413
	55	2A		483	24	507	270	9	279
	55	2B		541	37	578	356	15	371
	56	4B		653	19	672	361	6	367
	56	4C		261	11	272	124	4	128
	56	5A		503	10	513	216	3	219
					5,220	205	5,425	2,800	58	2,858

SENATE DISTRICT 29

	REP	VOTE	WARD	DIST	Michael J. FLYNN (REP)			Robert J. ESPOSITO (DEM)			David C. RICHARDSON (REF)		
					ACH	MAIL	TOTAL	MACH	MAIL	TOTAL	MACH	MAIL	TOTAL
GLOCESTER	15	4		192	4	196	105	1	106	20	0	20
SMITHFIELD	57	1		591	10	601	228	3	231	31	0	31
	57	2		354	10	364	306	5	311	26	1	27
	57	3		550	7	557	252	2	254	25	0	25
	57	4		583	24	607	537	21	558	57	1	58
	57	7		139	5	144	107	2	109	10	0	10
	69	5		444	15	459	176	11	187	21	0	21
	69	6		636	13	649	267	1	268	31	0	31
	69	8		56	2	58	39	0	39	3	1	4
	69	9		398	27	425	230	11	241	32	0	32
	69	10		180	3	183	112	0	112	15	0	15
					4,123	120	4,243	2,359	57	2416	271	3	274

SENATE DISTRICT 30

	REP	VOTE	WARD	DIST	Paul S. KELLY (DEM)		
					MACH	MAIL	TOTAL
BURRILLVILLE	61	3A		267	2	269
NORTH SMITHFIELD	61	1		690	9	699
	61	5		566	8	574
	62	2		541	43	584
	62	3		341	6	347
	64	4		661	2	663
WOONSOCKET	63	5		97	0	97
	64	1		480	29	509
	64	2		503	4	507
	64	3		372	6	378
					4,518	109	4,627

RI GENERAL ELECTION, November 3, 1998
STATE SENATE

SENATE DISTRICT 31

Marc A.
COTE (DEM)

	REP	VOTE	WARD	DIST	MACH	MAIL	TOTAL
WOONSOCKET	62	1		314	38	352
	62	2		289	4	293
	62	3		381	8	389
	63	1		303	10	313
	63	2		264	7	271
	63	3		427	9	436
	63	4		432	3	435
	65	4		114	2	116
	66	1		338	5	343
					2,862	86	2,948

SENATE DISTRICT 32

Roger
BADEAU (DEM)

	REP	VOTE	WARD	DIST	MACH	MAIL	TOTAL
CUMBERLAND	58	15		201	2	203
	58	16		525	4	529
	67	13		143	0	143
WOONSOCKET	65	1		434	5	439
	65	2		510	3	513
	65	3		401	5	406
	66	2		397	34	431
	66	3		468	5	473
66	4		584	16	600	
					3,663	74	3,737

SENATE DISTRICT 33

Daniel P.
CONNORS (DEM)

William David
MARTIN (GRE)

	REP	VOTE	WARD	DIST	MACH	MAIL	TOTAL	MACH	MAIL	TOTAL
CUMBERLAND	67	4		629	9	638	79	1	80
	67	8		661	4	665	108	0	108
	67	10		486	3	489	110	0	110
	67	11		389	16	405	112	1	113
	67	12		540	25	565	141	1	142
	68	2		293	5	298	26	1	27
	68	3		463	9	472	52	0	52
	68	5		491	9	500	64	0	64
	68	6		573	9	582	91	4	95
	68	7		333	7	340	68	1	69
	68	9		656	4	660	110	1	111
						5,514	100	5,614	961	10

**RI GENERAL ELECTION, November 3, 1998
STATE SENATE**

SENATE DISTRICT 34

		Jonathan F. OSTER (DEM)						Richard K FOSTER (REP)		
	REP	VOTE	WARD	DIST	MACH	MAIL	TOTAL	MACH	MAIL	TOTAL
CUMBERLAND	58	14		640	16	656	298	8	306
LINCOLN	58	1		648	3	651	235	5	240
	58	3		568	22	590	389	16	405
	59	4		501	9	510	318	3	321
	59	5		329	9	338	283	7	290
	59	6		541	10	551	329	8	337
	59	7		364	7	371	210	14	224
	59	8		502	4	506	317	6	323
	59	9		514	4	518	352	14	366
	69	10		219	4	223	214	1	215
	69	11		118	2	120	88	1	89
	74	12		297	3	300	107	0	107
	74	13		108	2	110	65	0	65
					5,349	95	5,444	3,205	83	3,288

SENATE DISTRICT 35

		Daniel J. ISSA (DEM)						Wilfred R. DeMEULE (REP)		
	REP	VOTE	WARD	DIST	MACH	MAIL	TOTAL	MACH	MAIL	TOTAL
CENTRAL FALLS	72	1	1	1	132	6	138	29	3	32
	72	3	2	1	77	9	86	16	0	16
	72	5	3	1	254	8	262	57	2	59
	72	7	4	1	112	1	113	26	0	26
	72	9	5	1	372	7	379	90	2	92
	73	2	1	2	153	2	155	41	0	41
	73	4	2	2	305	23	328	75	7	82
	73	6	3	2	127	2	129	15	0	15
	73	8	4	2	371	5	376	73	0	73
CUMBERLAND	73	1		399	9	408	102	1	103
					2,302	72	2,374	524	15	539

SENATE DISTRICT 36

		John A. CELONA (DEM)						Michael J. ROLLINS (LIB)		
	REP	VOTE	WARD	DIST	MACH	MAIL	TOTAL	MACH	MAIL	TOTAL
NORTH PROVIDENCE	11	1A		441	14	455	36	1	37
	11	3A		784	14	798	55	1	56
	70	1B		829	19	848	78	2	80
	70	1C		853	26	879	90	1	91
	70	1D		718	30	748	67	1	68
	70	3B		446	14	460	38	3	41
	71	1E		585	13	598	66	2	68
	71	2A		949	7	956	104	1	105
	71	2B		685	20	705	65	1	66
	71	3G		535	7	542	69	0	69
					6,825	164	6,989	668	13	681

**RI GENERAL ELECTION, November 3, 1998
STATE SENATE**

SENATE DISTRICT 37

**Joseph A.
MONTALBANO (DEM)**

	REP	VOTE	WARD	DIST	MACH	MAIL	TOTAL
NORTH PROVIDENCE	6	2E		563	7	570
	71	2C		628	4	632
	74	2D		459	5	464
PAWTUCKET	74	1	6	2	209	3	212
	74	2	6	4	752	9	761
	75	2	6	5	610	13	623
	75	3	5	1	302	0	302
					3,523	41	3,564

SENATE DISTRICT 38

**John F.
McBURNEY, III (DEM)**

	REP	VOTE	WARD	DIST	MACH	MAIL	TOTAL
PAWTUCKET	75	1	5	2	304	8	312
	76	1	4	1	262	5	267
	76	4	5	4	401	6	407
	76	6	6	6	24	0	24
	77	1	4	3	318	6	324
	77	2	4	4	373	35	408
	77	3	3	1	331	16	347
	77	4	3	5	371	5	376
	77	5	3	6	494	10	504
					2,878	91	2,969

SENATE DISTRICT 39

**William V.
IRONS (DEM)**

**Paul A.
DINSMORE (REP)**

	REP	VOTE	WARD	DIST	MACH	MAIL	TOTAL	MACH	MAIL	TOTAL
EAST PROVIDENCE	82	1	1	712	18	730	271	11	282
	82	1A	1	289	8	297	92	0	92
	82	2	1	665	26	691	141	6	147
PAWTUCKET	79	5	2	3	116	1	117	41	0	41
	80	1	2	6	496	5	501	124	0	124
	80	2	2	5	518	14	532	151	4	155
	80	3	2	4	527	7	534	143	4	147
	80	4	3	2	601	10	611	149	4	153
82	1	3	3	611	34	645	185	12	197	
					4,535	123	4,658	1,297	41	1,338

SENATE DISTRICT 40

**Thomas R.
CODERRE (DEM)**

	REP	VOTE	WARD	DIST	MACH	MAIL	TOTAL
PAWTUCKET	76	5	6	3	112	6	118
	78	1	6	1	216	10	226
	78	2	1	2	308	7	315
	78	3	4	2	331	4	335
	78	4	2	1	266	8	274
	78	5	3	4	104	2	106
	79	1	1	3	526	15	541
	79	2	1	4	382	13	395
	79	3	1	5	565	12	577
	79	4	1	1	220	4	224
	79	6	2	2	101	4	105
						3,131	85

RI GENERAL ELECTION, November 3, 1998
STATE SENATE

SENATE DISTRICT 41

Kevin A. BREENE (REP)									
	REP	VOTE	WARD	DIST	MACH	MAIL	TOTAL		
COVENTRY	53	1		1A	427	10	437		
EXETER	52	2		200	3	203		
FOSTER	53	1		577	13	590		
	53	2		557	16	573		
GLOCESTER	15	5		524	16	540		
SCITUATE	54	1		542	18	560		
	54	3		597	21	618		
	54	4		616	13	629		
WEST GREENWICH	31	2		404	9	413		
	52	1		525	8	533		
	52	3		413	8	421		
					5,382	135	5,517		

SENATE DISTRICT 42

Daniel DaPONTE (DEM)										Gerald R. LYNCH (IND)		
	REP	VOTE	WARD	DIST	MACH	MAIL	TOTAL	MACH	MAIL	TOTAL		
EAST PROVIDENCE	82	3		327	13	340	253	6	259		
	83	4		306	13	319	150	1	151		
	83	5		476	26	502	321	15	336		
	87	7		438	5	443	140	7	147		
	83	8		354	7	361	142	2	144		
	85	6		441	7	448	167	3	170		
	85	10		460	11	471	166	8	174		
	85	11		302	7	309	95	0	95		
	85	12		169	3	172	57	0	57		
					3,273	92	3,365	1,491	42	1,533		

SENATE DISTRICT 43

Michael J. DAMIANI (DEM)									
	REP	VOTE	WARD	DIST	MACH	MAIL	TOTAL		
EAST PROVIDENCE	84	9		95	1	96		
	84	14		593	43	636		
	84	15		608	8	616		
	84	16		445	13	458		
	84	19		282	8	290		
	85	13		207	1	208		
	86	17		400	3	403		
	86	18		611	30	641		
	86	20		600	22	622		
	86	21		625	9	634		
					4,466	138	4,604		

SENATE DISTRICT 44

David E. BATES (REP)									
	REP	VOTE	WARD	DIST	MACH	MAIL	TOTAL		
BARRINGTON	87	1		380	8	388		
	87	2		699	16	715		
	87	3		639	24	663		
	88	1		698	15	713		
	88	2		501	11	512		
	88	3		598	33	631		
	88	4		593	16	609		
	88	5		525	17	542		
EAST PROVIDENCE	87	22		551	17	568		
	87	23		271	5	276		
					5,455	162	5,617		

RI GENERAL ELECTION, November 3, 1998
STATE SENATE

SENATE DISTRICT 45

Mary A.
PARELLA (REP)

	REP	VOTE	WARD	DIST	MACH	MAIL	TOTAL
BRISTOL	90	1		472	7	479
	90	2		585	13	598
	90	3		683	14	697
	90	4		518	24	542
	91	1		566	14	580
	91	2		534	5	539
	91	4		282	0	282
WARREN	89	1		181	3	184
	89	2		133	3	136
	89	3		190	8	198
	90	1		187	7	194
					4,331	98	4,429

SENATE DISTRICT 46

Walter S.
FELAG, Jr. (DEM)

	REP	VOTE	WARD	DIST	MACH	MAIL	TOTAL
BRISTOL	90	5		424	4	428
	91	3		464	18	482
	93	1		318	7	325
PORTSMOUTH	93	1		361	15	376
	93	2		398	17	415
	93	3		430	14	444
	93	4		444	18	462
	93	5		60	3	63
	94	6		327	17	344
WARREN	94	7		292	9	301
	89	4		427	26	453
	89	5A		229	10	239
	89	6		304	11	315
	90	1A		139	1	140
					4,617	170	4,787

SENATE DISTRICT 47

William
ENOS (DEM)

	REP	VOTE	WARD	DIST	MACH	MAIL	TOTAL
LITTLE COMPTON	94	1		1,135	33	1,168
TIVERTON	92	1		480	18	498
	92	3		518	1	519
	92	4		574	5	579
	92	5		508	21	529
	92	6		359	7	366
	94	2		497	7	504
	94	7		395	15	410
WARREN	89	5		541	18	559
					5,007	125	5,132

RI GENERAL ELECTION, November 3, 1998
STATE SENATE

SENATE DISTRICT 48


	REP	VOTE	WARD	DIST	June N. GIBBS (REP)			Steven C. ATEN (DEM)		
					MACH	MAIL	TOTAL	MACH	MAIL	TOTAL
MIDDLETOWN	95	3		406	13	419	200	3	203
	95	4		412	33	445	142	7	149
	96	9		140	2	142	81	0	81
	99	5		465	21	486	206	3	209
	99	6		324	34	358	116	14	130
	99	7		471	16	487	182	4	186
	99	8		483	16	499	130	5	135
PORTSMOUTH	96	8		353	12	365	160	14	174
	96	9		496	23	519	178	4	182
	96	10		443	23	466	150	10	160
	96	11		474	16	490	105	4	109
					4,467	209	4,676	1,650	68	1,718

SENATE DISTRICT 49

	REP	VOTE	WARD	DIST	M. Teresa PAIVA-WEED (DEM)		
					MACH	MAIL	TOTAL
JAMESTOWN	98	1		940	41	981
	98	2		949	42	991
MIDDLETOWN	95	1		289	10	299
	95	2		257	11	268
NEWPORT	97	1		46	1	47
	97	2		66	6	72
	98	1		479	15	494
	98	2		478	12	490
					3,504	138	3,642

SENATE DISTRICT 50

	REP	VOTE	WARD	DIST	J. Clement CICILLINE (DEM)		
					MACH	MAIL	TOTAL
NEWPORT	97	3		195	4	199
	97	4		86	1	87
	97	5		483	20	503
	97	6		396	16	412
	99	1		351	14	365
	99	2		357	11	368
	100	1		136	5	141
	100	2		227	17	244
	100	3		360	22	382
	100	4		394	23	417
	100	5		498	22	520
					3,483	155	3,638



***RHODE ISLAND
GENERAL ELECTION
November 3, 1998***

**STATE REPRESENTATIVE
CANDIDATES
DISTRICT & PRECINCT TOTALS**

RI GENERAL ELECTION
November 3, 1998
HOUSE OF REPRESENTATIVES

Dist.	Municipality	Candidate	Total	Candidate	Total	Plurality
1	Providence	John J. McCAULEY, JR. (D) Charles E. LAWRENCE (I)	869 191	Daniel J. GRZYCH (I)	235	634
2	Providence	Paul E. MOURA (D)	1,308	Charles E. CASEY (I)	312	996
3	Providence	Edith H. AJELLO (D)	1,409	Peter M. SCHARF (I)	143	1,266
4	Providence, Pawtucket	David N. CICILLINE (D)	2,988			
5	Providence	Gordon D. FOX (D)	2,135			
6	Providence, No. Providence	John J. DeSIMONE (D)	2,299			
7	Providence	Joanne M. GIANNINI (D)	2,672	Barry W. KILBANE (R)	504	2,168
8	Providence	Thomas A. PALANGIO (D)	1,844			
9	Providence	Anastasia P. WILLIAMS (D)	777	Ian C. O'HARA (R)	186	591
10	Providence, No. Providence	Peter N. WASYLYK (D)	2,462			
11	Johnston, No. Providence	Bambilyn Breece CAMBIO (D)	2,794			
12	Johnston, Providence	Steven F. SMITH (D)	1,822			
13	Cranston, Providence	Charlene LIMA (D)	2,059			
14	Providence	Steven M. COSTANTINO (D)	1,460			
15	Glocester, Burrillville	Mary Ann F. CARROLL (D) Matthew T. BLANCHETTE (REF)	1,591 424	Jeffrey H. BOWIE (R)	1,242	349
16	Hopkinton, Charlestown, Westerly	Brian Patrick KENNEDY (D)	1,773	Robert G. TINGLE (R)	1,045	728
17	Providence	Thomas C. SLATER (D)	1,249	Brian P. MAYBEN (R)	210	1,039
18	Providence	Marsha E. CARPENTER (D)	1,158			
19	Providence	Aihsa W. ABDULLAH-ODIASE (D)	835			
20	Providence	Joseph S. ALMEIDA (D)	1,071			
21	Cranston	Michael S. PISATURO (D)	1,906	Henry W. ARCHETTO (R)	1,233	673
22	Cranston	Beatrice A. LANZI (D)	2,637			
23	Cranston	Aram G. GARABEDIAN (I) Grant C. DERDERIAN (R)	1,945 983	Colleen M. CRUDELE (D)	1,738	207
24	Cranston, Coventry	Frank A. MONTANARO (D)	3,027			
25	Cranston, Warwick	Peter G. PALUMBO (D)	1,694			

RI GENERAL ELECTION
November 3, 1998
HOUSE OF REPRESENTATIVES

Dist.	Municipality	Candidate	Total	Candidate	Total	Plurality
26	Cranston	Robert B. JACQUARD (D)	3,177			
27	Cranston	John S. SIMONIAN (D)	2,925			
28	Cranston, Warwick	Nancy HETHERINGTON (D)	2,398			
29	Warwick	Joseph McNAMARA (D)	2,730	Nancy E. THOMPSON (COO)	782	1,948
30	Warwick	Paul V. SHERLOCK (D)	2,512			
31	Coventry, E. Greenwich, W. Greenwich, Exeter	Myrna C. GEORGE (D)	2,739			
32	Warwick	Eileen Slattery NAUGHTON (D)	2,644	Roberta A. BOWMAN (COO)	621	2,023
33	Warwick	Peter T. GINAITT (D)	2,656			
34	Warwick	Robert E. FLAHERTY (D)	2,769			
35	Warwick	Denise C. AIKEN (D)	2,194	Scott TRAUDT (R)	1,328	866
36	Warwick	Russell BRAMLEY (D)	2,862			
37	Warwick	H. Norman KNICKLE (D)	2,322	Alfred H. LIDDLE, III (R)	1,261	1,061
38	West Warwick	Timothy A. WILLIAMSON (D)	1,381	Patricia BROCHU (R)	674	707
39	West Warwick, Coventry	William J. MURPHY (D)	1,936	Amanda MARZULLO (R)	866	1,070
40	West Warwick	Richard E. FLEURY (R)	1,982	Robert E. RAINVILLE (D)	1,215	767
41	Coventry	Edward S. INMAN, III (D)	2,653			
42	Coventry	Stephen J. ANDERSON (D)	2,216	Bernard L. LeFOLEY (R)	672	1,544
43	East Greenwich, Warwick	Robert A. WATSON (R)	2,245	Gregory A. deGROOT (D)	1,425	820
44	North Kingstown	Suzanne M. HENSELER (D)	2,519			
45	North Kingstown	Melvoid J. BENSON (D)	2,732			
46	No. Kingstown, Exeter, So. Kingstown	Kenneth CARTER (D)	1,743			
47	Narragansett, So. Kingstown	James M. KELSO (D)	2,523			
48	Narragansett, So. Kingstown	Donald J. LALLY, JR. (D)	2,427	Karen E. JOHNSON (I)	1,026	1,401
49	South Kingstown	Leona A. KELLEY (R)	2,225	John Patrick SHANLEY, JR. (D)	1,684	541
50	Westerly	John J. THOMPSON (D)	1,548	Robert Anio WARNER (R)	1,014	534

RI GENERAL ELECTION
November 3, 1998
HOUSE OF REPRESENTATIVES

Dist.	Municipality	Candidate	Total	Candidate	Total	Plurality
51	Westerly	Peter L. LEWISS (D)	1,872	Mary Lou WALTER (R)	1,750	122
52	Richmond, Exeter, W. Greenwich	Joseph Harold SCOTT (R)	1,812	Marguerite BUMPUS (D)	1,788	24
53	Foster, Coventry	Nicholas GORHAM (R)	1,924	Janet G. DANNECKER (D)	1,805	119
54	Scituate	Carol A. MUMFORD (R)	2,692	Salvatore LOMBARDI (D)	1,113	1,579
55	Johnston	Alfred RUSSO, JR. (D)	3,016			
56	Johnston	Joseph J. VOCCOLA (D)	3,053			
57	Smithfield	Gary M. HOGAN (D)	2,767			
58	Lincoln, Cumberland	Rene R. MENARD (D)	2,969			
59	Lincoln	John Douglas BARR, II (D) Robert K. LEAHY, JR. (REF)	2,529 426	Charles E. McDEVITT (R)	1,650	879
60	Burrillville	Scott P. RABIDEAU (R)	1,339	Kevin J. MITCHELL (D)	848	491
61	No. Smithfield, Burrillville	Robert B. LOWE (D)	2,421			
62	Woonsocket, No. Smithfield	Barbara C. BURLINGAME (D)	1,965			
63	Woonsocket	Gerard M. MARTINEAU (D)	1,492			
64	Woonsocket, No. Smithfield	Nancy L. BENOIT (D)	2,263	John A. CIANCI (I)		516
65	Woonsocket	Ronald C. MUNSCHY (D)	1,065	Diane DARRAH (R)	641	424
66	Woonsocket	Roger A. PICARD (D)	1,863			
67	Cumberland	Donald O. REILLY, JR. (D)	2,918			
68	Cumberland	David S. IWUC (D)	2,890			
69	Smithfield, Lincoln	Thomas J. WINFIELD (D) David B. BIBEALT (I)	1,946 134	Jean DIONNE (R)	1,257	689
70	North Providence	Gregory J. SCHADONE (D)	2,369	G. Richard FOSSA (I)	1,670	699
71	North Providence	Arthur J. CORVESE (D)	2,293	Charles LOMBARDI (I)	1,699	594
72	Central Falls	Joseph L. FARIA (D)	908	Douglas E. PENDERGRASS (R)	279	629
73	Central Falls, Cumberland	Michael J. FARRELL (D)	1,166	Albert Paul LARIVÉE (R)	549	617
74	Pawtucket, Lincoln, No. Providence	William D. VIEIRA, SR. (D)	1,763			
75	Pawtucket	William SAN BENTO, JR. (D)	1,251			

RI GENERAL ELECTION
November 3, 1998
HOUSE OF REPRESENTATIVES

Dist.	Municipality	Candidate	Total	Candidate	Total	Plurality
76	Pawtucket	John B. HARWOOD (D)	1,353			
77	Pawtucket	Mabel M. ANDERSON (D)	2,100			
78	Pawtucket	Elaine A. CODERRE (D)	1,247			
79	Pawtucket	Antonio J. PIRES (D)	2,016			
80	Pawtucket	Peter F. KILMARTIN (D)	2,409			
81	Charlestown, New Shoreham, So. Kingstown	Eugene F. GARVEY (D)	3,507			
82	East Providence, Pawtucket	Elizabeth M. DENNIGAN (D)	2,966			
83	East Providence	Maria J. LOPES (D)	1,906			
84	East Providence	Henry C. ROSE (D)	2,271			
85	East Providence	Raymond C. COELHO (D)	1,672			
86	East Providence	Robert D. SULLIVAN (D)	1,794	Gil MEDEIROS (R)	1,181	613
87	East Providence, Barrington	Rose LARISA (R)	2,119	Sandra M. BARONE (D)	1,626	493
88	Barrington	Mark Barrett HEFFNER (D)	2,408	Joel HELLMANN (R)	1,617	791
89	Warren	Jan MALIK (D)	2,272			
90	Bristol, Warren	Charles E. MILLARD, JR. (R)	2,180	Thomas E. SKUBA (D)	1,609	571
91	Bristol	Lawrence J. FERGUSON (D)	1,982			
92	Tiverton	Joseph N. AMARAL (R)	2,165	Michael P. MARTINS (D)	878	1,287
93	Portsmouth, Bristol	Charles J. LEVESQUE (D)	2,058			
94	Little Compton, Portsmouth, Tiverton	Joan B. QUICK (R)	2,712			
95	Middletown	Bruce J. LONG (R)	1,423			
96	Middletown, Portsmouth	John H. MAHER (D)	1,939			
97	Newport	Maxine Bradford SHAVERS (D)	1,274			
98	Jamestown, Newport	George R. LEVESQUE (D)	1,906	William H. MURPHY (R)	1,807	99
99	Newport, Middletown	Christine H. CALLAHAN (R)	2,550	George E. BUNNEWITH (C00)	595	1,955
100	Newport	Paul W. CROWLEY (D)	1,637	Michael A. SAPONARA (C00)	514	1,123

RI GENERAL ELECTION, November 3, 1998

HOUSE OF REPRESENTATIVES

Summary By Precinct

REPRESENTATIVE District 1

	REP	VOTE	WARD	DIST		MACH	MAIL	TOTAL
PROVIDENCE	1	1	5	7	John J. McCAULEY, JR. (DEM)	154	3	157
		2	4	6		126	17	143
		3	12	2		18	0	18
		4	12	6		195	3	198
		8	12	3		286	3	289
		11	14	7		55	0	55
		12	12	4		6	0	6
		13	12	1		3	0	3
				Total	843	26	869	
PROVIDENCE	1	1	5	7	Daniel J. GRZYCH (IND)	65	3	68
		2	4	6		19	3	22
		3	12	2		3	0	3
		4	12	6		40	1	41
		8	12	3		53	1	54
		11	14	7		47	0	47
		12	12	4		0	0	0
		13	12	1		0	0	0
				Total	227	8	235	
PROVIDENCE	1	1	5	7	Charles E. LAWRENCE (IND)	28	0	28
		2	4	6		36	1	37
		3	12	2		17	0	17
		4	12	6		32	1	33
		8	12	3		55	0	55
		11	14	7		16	0	16
		12	12	4		2	0	2
		13	12	1		3	0	3
				Total	189	2	191	

REPRESENTATIVE District 2

PROVIDENCE	2	1	13	2	Paul E. MOURA (DEM)	142	10	152
		2	11	1		124	1	125
		3	11	2		93	18	111
		4	1	5		404	2	406
		5	1	4		483	31	514
				Total	1,246	62	1,308	
PROVIDENCE	2	1	13	2	Charles E. CASEY (IND)	41	2	43
		2	11	1		40	1	41
		3	11	2		12	3	15
		4	1	5		84	3	87
		5	1	4		119	7	126
				Total	296	16	312	

REPRESENTATIVE District 3

PROVIDENCE	3	3	3	7	Edith H. AJELLO (DEM)	185	3	188
		5	12	7		335	10	345
		6	2	8		497	7	504
		8	1	3		232	7	239
		9	1	2		132	1	133
				Total	1,381	28	1,409	
PROVIDENCE	3	3	3	7	Peter M. SCHARF (IND)	21	0	21
		5	12	7		36	2	38
		6	2	8		39	1	40
		8	1	3		23	0	23
		9	1	2		21	0	21
				Total	140	3	143	

RI GENERAL ELECTION, November 3,1998

REPRESENTATIVES

REPRESENTATIVE District 4

PAWTUCKET	4	1	4	6	David N. CICILLINE (DEM)	364	5	369
PROVIDENCE	4	1	3	1		167	2	169
		2	2	1		555	37	592
		3	2	3		776	14	790
		4	2	7		267	10	277
		5	2	6		232	10	242
		6	1	1		179	10	189
		7	2	9		91	1	92
		10	2	4		263	5	268
Total						2,894	94	2,988

REPRESENTATIVE District 5

PROVIDENCE	5	1	3	2	Gordon D. FOX (DEM)	474	10	484
		2	3	3		537	18	555
		3	3	5		566	5	571
		5	3	4		251	5	256
		6	2	2		104	2	106
		7	4	5		121	42	163
Total						2,053	82	2,135

REPRESENTATIVE District 6

PROVIDENCE	6	1	4	2	John J. DeSIMONE (DEM)	618	16	634
		2	4	3		441	22	463
		4	4	1		561	67	628
		5	14	1		28	0	28
NORTH PROVIDENCE	6	2E				539	7	546
Total						2,187	112	2,299

REPRESENTATIVE District 7

PROVIDENCE	7	1	5	2	Joanne M. GIANNINI (DEM)	355	9	364
		2	5	3		361	11	372
		3	5	8		564	18	582
		4	5	5		176	5	181
		5	5	9		693	63	756
		6	12	10		220	2	222
		7	15	3		6	0	6
		8	6	5		75	1	76
		9	6	7		112	1	113
Total						2,562	110	2,672

PROVIDENCE	7	1	5	2	Barry W. KILBANE (REP)	88	0	88
		2	5	3		81	3	84
		3	5	8		98	2	100
		4	5	5		38	1	39
		5	5	9		132	13	145
		6	12	10		28	2	30
		7	15	3		1	0	1
		8	6	5		8	0	8
		9	6	7		9	0	9
Total						483	21	504

REPRESENTATIVE District 8

PROVIDENCE	8	1	14	4	Thomas A. PALANGIO (DEM)	302	6	308
		2	14	8		36	1	37
		3	14	5		550	6	556
		4	14	6		46	0	46
		5	5	1		47	2	49
		6	14	2		263	5	268
		7	14	3		366	9	375
		8	5	4		200	5	205
Total						1,810	34	1,844

**RI GENERAL ELECTION, November 3, 1998
REPRESENTATIVES**

REPRESENTATIVE District 9									
PROVIDENCE	9	1	7	3	Anastasia P. WILLIAMS (DEM)	69	2	71	
		2	15	8		0	0	0	
		3	6	10		21	2	23	
		4	15	11		130	2	132	
		5	15	7		63	0	63	
		7	13	8		361	14	375	
		8	11	3		68	7	75	
		11	8	2		38	0	38	
					Total	750	27	777	
PROVIDENCE	9	1	7	3	Ian C. O'HARA (REP)	6	0	6	
		2	15	8		0	0	0	
		3	6	10		12	0	12	
		4	15	11		35	0	35	
		5	15	7		26	0	26	
		7	13	8		89	7	96	
		8	11	3		5	3	8	
		11	8	2		3	0	3	
					Total	176	10	186	
REPRESENTATIVE District 10									
PROVIDENCE	10	1	6	1	Peter N. WASYLYK (DEM)	528	37	565	
		2	5	6		218	5	223	
		3	6	2		449	11	460	
		5	6	4		321	11	332	
NORTH PROVIDENCE	10	3D				520	19	539	
		3E				341	2	343	
					Total	2,377	85	2,462	
REPRESENTATIVE District 11									
NORTH PROVIDENCE	11	1A			Bambilyn Breece CAMBIO (DEM)	402	12	414	
		3A				683	14	697	
		3C				68	0	68	
JOHNSTON	11	4A				377	3	380	
		5B				567	8	575	
		5C				642	18	660	
					Total	2,739	55	2,794	
REPRESENTATIVE District 12									
PROVIDENCE	12	1	7	2	Steven F. SMITH (DEM)	332	12	344	
		2	7	4		621	35	656	
		3	15	10		40	24	64	
		4	6	3		59	4	63	
		5	6	9		169	27	196	
		7	6	11		10	0	10	
JOHNSTON	12	2C				338	22	360	
		3B				125	4	129	
					Total	1,694	128	1,822	
REPRESENTATIVE District 13									
CRANSTON	13	1	3	8	Charlene LIMA (DEM)	377	24	401	
PROVIDENCE		1	7	6		508	60	568	
		2	7	5		446	28	474	
		3	15	12		590	26	616	
					Total	1,921	138	2,059	

RI GENERAL ELECTION, November 3,1998

REPRESENTATIVES

REPRESENTATIVE District 14

PROVIDENCE	14	1	15	9	Steven M. COSTANTINO (DEM)	55	0	55
		2	13	7		285	6	291
		3	13	4		257	23	280
		4	13	3		214	28	242
		5	13	5		318	11	329
		7	15	2		9	1	10
		8	12	8		171	2	173
		9	15	5		80	0	80
Total						1,389	71	1,460

REPRESENTATIVE District 15

BURRILLVILLE	15	4			Mary Ann F. CARROLL (DEM)	104	0	104
GLOCESTER	15	1				309	12	321
		2				329	3	332
		3				260	10	270
		4				153	2	155
		5				402	7	409
Total						1,557	34	1,591

BURRILLVILLE	15	4			Jeffrey H. BOWIE (REP)	61	0	61
GLOCESTER	15	1				228	5	233
		2				293	10	303
		3				193	6	199
		4				135	3	138
		5				296	12	308
Total						1,206	36	1,242

BURRILLVILLE	15	4			Matthew T. BLANCHETTE (REF)	26	0	26
GLOCESTER	15	1				95	1	96
		2				109	1	110
		3				58	0	58
		4				27	0	27
		5				105	2	107
Total						420	4	424

REPRESENTATIVE District 16

CHARLESTOWN	16	1			Brian Patrick KENNEDY (DEM)	317	3	320
HOPKINTON		1				356	3	359
		2				479	7	486
		3				397	10	407
WESTERLY	16	5				195	6	201
Total						1,744	29	1,773

CHARLESTOWN	16	1			Robert G. TINGLE (REP)	166	3	169
HOPKINTON	16	1				202	8	210
		2				306	7	313
		3				299	6	305
WESTERLY	16	5				48	0	48
Total						1,021	24	1,045

RI GENERAL ELECTION, November 3, 1998

REPRESENTATIVES

REPRESENTATIVE District 17										
PROVIDENCE	17	1	8	8	Thomas C. SLATER (DEM)	335	52	387		
		3	8	9		557	12	569		
		4	8	10		108	1	109		
		5	8	7		120	3	123		
		6	8	5		27	0	27		
		7	15	13		9	0	9		
		8	8	1		25	0	25		
						Total		1,181	68	1,249
PROVIDENCE	17	1	8	8	Brian P. MAYBEN (REP)	30	5	35		
		3	8	9		142	3	145		
		4	8	10		11	0	11		
		5	8	7		12	0	12		
		6	8	5		4	0	4		
		7	15	13		0	0	0		
		8	8	1		3	0	3		
						Total		202	8	210
REPRESENTATIVE District 18										
PROVIDENCE	18	1	11	8	Marsha E. CARPENTER (DEM)	69	2	71		
		2	9	2		682	39	721		
		3	9	4		70	0	70		
		4	8	11		117	0	117		
		6	9	1		176	3	179		
						Total		1,114	44	1,158
REPRESENTATIVE District 19										
PROVIDENCE	19	1	11	4	Aisha W. ABDULLAH-ODIASE (DEM)	31	0	31		
		2	11	6		324	10	334		
		3	10	1		326	0	326		
		4	11	5		28	0	28		
		5	11	7		114	2	116		
						Total		823	12	835
REPRESENTATIVE District 20										
PROVIDENCE	20	1	10	2	Joseph S. ALMEIDA (DEM)	215	0	215		
		2	10	3		234	0	234		
		3	10	4		290	3	293		
		4	9	3		327	2	329		
						Total		1,066	5	1,071
REPRESENTATIVE District 21										
CRANSTON	21	1	2	7	Michael S. PISATURO (DEM)	98	4	102		
		2	3	1		252	12	264		
		3	3	2		271	11	282		
		4	3	3		385	5	390		
		5	3	4		281	4	285		
		6	3	6		466	8	474		
		7	3	9		104	5	109		
						Total		1,857	49	1,906
CRANSTON	21	1	2	7	Henry W. ARCHETTO (REP)	46	2	48		
		2	3	1		194	12	206		
		3	3	2		141	20	161		
		4	3	3		242	11	253		
		5	3	4		176	11	187		
		6	3	6		316	12	328		
		7	3	9		46	4	50		
						Total		1,161	72	1,233

**RI GENERAL ELECTION, November 3, 1998
REPRESENTATIVES**

REPRESENTATIVE District 22

CRANSTON	22	1	3	5	Beatrice A. LANZI (DEM)	30	0	30
		2	3	7		282	13	295
		3	5	1		104	2	106
		4	5	3		630	34	664
		5	5	4		618	18	636
		6	5	5		809	24	833
		7	5	7		71	2	73
		Total					2,544	93

REPRESENTATIVE District 23

CRANSTON	23	1	4	2	Aram G. GARABEDIAN (YIM)	336	7	343
		2	4	3		632	23	655
		3	4	5		297	7	304
		4	4	8		72	3	75
		5	4	9		163	3	166
		6	5	6		128	7	135
		7	5	8		81	6	87
		8	5	9		179	1	180
Total					1,888	57	1,945	

CRANSTON	23	1	4	2	Colleen M. CRUDELE (DEM)	448	11	459
		2	4	3		205	11	216
		3	4	5		369	13	382
		4	4	8		48	1	49
		5	4	9		129	3	132
		6	5	6		162	11	173
		7	5	8		149	9	158
		8	5	9		167	2	169
Total					1,677	61	1,738	

CRANSTON	23	1	4	2	Grant C. DERDERIAN (REP)	312	11	323
		2	4	3		130	5	135
		3	4	5		143	7	150
		4	4	8		68	3	71
		5	4	9		117	2	119
		6	5	6		64	3	67
		7	5	8		23	1	24
		8	5	9		91	3	94
Total					948	35	983	

REPRESENTATIVE District 24

COVENTRY	24	1	2C		Frank A. MONTANARO (DEM)	260	17	277
CRANSTON	24	1	4	1		748	22	770
		2	4	4		569	8	577
		3	4	7		297	4	301
		4	6	3		508	22	530
		5	6	4		552	20	572
Total					2,934	93	3,027	

REPRESENTATIVE District 25

CRANSTON	25	1	6	5	Peter G. PALUMBO (DEM)	673	23	696
		2,4	6	6,8		328	57	385
		3	6	7		75	3	78
WARWICK	25	1	2	5	101	4	105	
		2	3	2	142	7	149	
		4	8	1	158	3	161	
		5	8	2	110	10	120	
Total					1,587	107	1,694	

**RI GENERAL ELECTION, November 3, 1998
REPRESENTATIVES**

REPRESENTATIVE District 26										
CRANSTON	26	1	2	4	Robert B. JACQUARD (DEM)	820	44	864		
		2	2	5		271	8	279		
		3	2	6		539	15	554		
		4	4	6		57	4	61		
		5	5	2		523	14	537		
		6	6	1		470	16	486		
		7	6	2		57	11	68		
		8	6	9		315	13	328		
			Total		3,052	125	3,177			

REPRESENTATIVE District 27										
CRANSTON	27	1	1	6	John S. SIMONIAN (DEM)	507	12	519		
		2	1	7		505	18	523		
		3	2	1		221	3	224		
		4	2	2		604	25	629		
		5	2	3		678	21	699		
		6	2	8		322	9	331		
			Total		2,837	88	2,925			

REPRESENTATIVE District 28										
CRANSTON	28	1	1	1	Nancy HETHERINGTON (DEM)	217	5	222		
		2	1	2		473	9	482		
		3	1	3		320	20	340		
		4	1	4		375	13	388		
		5	1	5		517	20	537		
WARWICK	28	1	1	1		425	4	429		
			Total		2,327	71	2,398			

REPRESENTATIVE District 29										
WARWICK	29	1	1	2	Joseph McNAMARA (DEM)	488	7	495		
		2	1	3		606	9	615		
		3	1	4		610	15	625		
		4	2	6		75	0	75		
		5	2	7		56	1	57		
		6	4	5		288	8	296		
		7	1	5		560	7	567		
			Total		2,683	47	2,730			

WARWICK	29	1	1	2	Nancy E. THOMPSON (COO)	143	4	147		
		2	1	3		190	2	192		
		3	1	4		166	2	168		
		4	2	6		19	0	19		
		5	2	7		12	0	12		
		6	4	5		86	0	86		
		7	1	5		154	4	158		
			Total		770	12	782			

REPRESENTATIVE District 30										
WARWICK	30	1	2	1	Paul V. SHERLOCK (DEM)	448	12	460		
		2	2	2		561	4	565		
		3	2	3		432	3	435		
		4	2	4		489	16	505		
		5	3	1		537	10	547		
			Total		2,467	45	2,512			

RI GENERAL ELECTION, November 3, 1998

REPRESENTATIVES

REPRESENTATIVE District 31

COVENTRY	31	1	5D	Myrna C. GEORGE (DEM)	467	7	474
		2	5C		378	39	417
EAST GREENWICH	31	6			435	8	443
		7			272	7	279
EXETER	31	3			734	15	749
WEST GREENWICH	31	2			369	8	377
Total					2,655	84	2,739

REPRESENTATIVE District 32

WARWICK	32	1	3	3	Eileen Slattery NAUGHTON (DEM)	539	9	548
		2	4	1		593	7	600
		3	4	2		539	19	558
		4	4	3		361	6	367
		5	4	4		469	6	475
		6	5	6		94	2	96
Total					2,595	49	2,644	
WARWICK	32	1	3	3	Roberta A. BOWMAN (COO)	134	1	135
		2	4	1		121	3	124
		3	4	2		110	2	112
		4	4	3		72	0	72
		5	4	4		151	1	152
		6	5	6		26	0	26
Total					614	7	621	

REPRESENTATIVE District 33

WARWICK	33	1	4	6	Peter T. GINAITT (DEM)	27	2	29
		2	5	1		603	9	612
		3	5	2		430	8	438
		4	5	3		582	12	594
		5	5	4		761	17	778
		6	6	6		202	3	205
Total					2,605	51	2,656	

REPRESENTATIVE District 34

WARWICK	34	1	3	4	Robert E. FLAHERTY (DEM)	289	12	301
		2	6	1		547	4	551
		3	6	2		511	7	518
		4	6	3		551	13	564
		5	6	5		660	11	671
		6	5	5		161	3	164
Total					2,719	50	2,769	

REPRESENTATIVE District 35

WARWICK	35	1	3	5	Denise C. AIKEN (DEM)	360	7	367
		2	3	6		228	6	234
		3	6	4		162	3	165
		4	7	2		716	18	734
		5	7	3		116	2	118
		6	7	4		560	14	574
		7	8	8		2	0	2
Total					2,144	50	2,194	
WARWICK	35	1	3	5	Scott TRAUDT (REP)	151	3	154
		2	3	6		94	0	94
		3	6	4		72	0	72
		4	7	2		414	12	426
		5	7	3		95	3	98
		6	7	4		470	13	483
		7	8	8		1	0	1
Total					1,297	31	1,328	

**RI GENERAL ELECTION, November 3, 1998
REPRESENTATIVES**

REPRESENTATIVE District 36								
WARWICK	36	1	9	1	Russell BRAMLEY (DEM)	510	18	528
		2	9	2		781	21	802
		3	9	3		390	8	398
		4	9	4		424	13	437
		5	9	6		297	8	305
		6	9	7		387	5	392
					Total	2,789	73	2,862
REPRESENTATIVE District 37								
WARWICK	37	1	7	1	H. Norman KNICKLE (DEM)	523	8	531
		2	8	3		97	1	98
		3	8	4		525	24	549
		4	8	5		342	10	352
		5	8	6		328	33	361
		6	8	7		57	0	57
		7	8	9		367	7	374
					Total	2,239	83	2,322
WARWICK	37	1	7	1	Alfred H. LIDDLE, III (REP)	282	8	290
		2	8	3		63	1	64
		3	8	4		316	10	326
		4	8	5		201	3	204
		5	8	6		145	11	156
		6	8	7		14	0	14
		7	8	9		194	13	207
					Total	1,215	46	1,261
REPRESENTATIVE District 38								
WEST WARWICK	38	1	2		Timothy A. WILLIAMSON (DEM)	414	16	430
		2	2			62	0	62
		3	3			330	12	342
		4	3			76	0	76
		5	3			245	1	246
		6	4			220	5	225
					Total	1,347	34	1,381
WEST WARWICK	38	1	2		Patricia BROCHU (REP)	208	11	219
		2	2			41	1	42
		3	3			139	7	146
		4	3			43	3	46
		5	3			110	2	112
		6	4			107	2	109
					Total	648	26	674
REPRESENTATIVE District 39								
COVENTRY	39	1	3A		William J. MURPHY (DEM)	123	3	126
WEST WARWICK	39	1	1			469	22	491
		2	1			419	14	433
		3	1			404	15	419
		4	2			298	11	309
		5	3			156	2	158
					Total	1,869	67	1,936
COVENTRY	39	1	3A		Amanda MARZULLO (REP)	116	0	116
WEST WARWICK	39	1	1			156	5	161
		2	1			217	5	222
		3	1			154	4	158
		4	2			141	3	144
		5	3			62	3	65
					Total	846	20	866

RI GENERAL ELECTION, November 3, 1998

REPRESENTATIVES

REPRESENTATIVE District 40

WEST WARWICK	40	1	4	Robert E. RAINVILLE (DEM)	217	3	220
		2	4		173	2	175
		3	4		96	1	97
		4	5		269	6	275
		5	5		200	1	201
		6	5		243	4	247
Total					1,198	17	1,215

WEST WARWICK	40	1	4	Richard E. FLEURY (REP)	306	9	315
		2	4		269	2	271
		3	4		134	3	137
		4	5		331	8	339
		5	5		343	10	353
		6	5		564	3	567
Total					1,947	35	1,982

REPRESENTATIVE District 41

COVENTRY	41	1	2D	Edward S. INMAN, III (DEM)	555	6	561
		2	2B		318	4	322
		3	3B		330	5	335
		4	3C		570	3	573
		5	3D		414	1	415
		6	2A		444	3	447
Total					2,631	22	2,653

REPRESENTATIVE District 42

COVENTRY	42	1	4A	Stephen J. ANDERSON (DEM)	151	2	153
		2	4C		516	8	524
		3	5A		401	5	406
		4	5B		286	3	289
		5	4B		352	5	357
		6	4D		481	6	487
Total					2,187	29	2,216

COVENTRY	42	1	4A	Bernard L. LeFOLEY (REP)	80	0	80
		2	4C		115	1	116
		3	5A		96	1	97
		4	5B		85	1	86
		5	4B		139	2	141
		6	4D		151	1	152
Total					666	6	672

REPRESENTATIVE District 43

EAST GREENWICH	43	1	Gregory A. deGROOT (DEM)	363	7	370	
		2		238	4	242	
		3		271	14	285	
		4		205	7	212	
		5		218	5	223	
WARWICK	43	1		89	4	93	
Total					1,384	41	1,425

EAST GREENWICH	43	1	Robert A. WATSON (REP)	328	8	336	
		2		441	15	456	
		3		389	32	421	
		4		467	27	494	
		5		314	18	332	
WARWICK		1		200	6	206	
Total					2,139	106	2,245

RI GENERAL ELECTION, November 3, 1998
REPRESENTATIVES

REPRESENTATIVE District 44						
NORTH KINGSTOWN	44	1	Suzanne M. HENSELER (DEM)	624	12	636
		2		663	29	692
		3		536	10	546
		4		622	23	645
Total				2,445	74	2,519
REPRESENTATIVE District 45						
NORTH KINGSTOWN	45	10	Melvoid J. BENSON (DEM)	499	14	513
		11		569	14	583
		6		489	16	505
		8		513	15	528
		9		571	32	603
Total				2,641	91	2,732
REPRESENTATIVE District 46						
EXETER	46	1	Kenneth CARTER (DEM)	76	1	77
NORTH KINGSTOWN	46	5		834	24	858
		7		633	16	649
SOUTH KINGSTOWN	46	9		159	0	159
Total				1,702	41	1,743
REPRESENTATIVE District 47						
NARRAGANSETT	47	1	James M. KELSO (DEM)	446	40	486
		2		407	20	427
SOUTH KINGSTOWN		2		400	8	408
NARRAGANSETT		3		637	28	665
		4		506	31	537
Total				2,396	127	2,523
REPRESENTATIVE District 48						
SOUTH KINGSTOWN	48	11	Donald J. LALLY, JR. (DEM)	221	3	224
		4		456	14	470
NARRAGANSETT	48	5		482	17	499
		6		584	17	601
		7		217	5	222
		8		405	6	411
Total				2,365	62	2,427
SOUTH KINGSTOWN	48	11	Karen E. JOHNSON (GRE)	115	3	118
		4		269	14	283
NARRAGANSETT	48	5		157	8	165
		6		191	6	197
		7	72	0	72	
		8	188	3	191	
Total				992	34	1,026
REPRESENTATIVE District 49						
SOUTH KINGSTOWN	49	1	John Patrick SHANLEY, JR. (DEM)	439	14	453
		3		492	16	508
		7		315	5	320
		7		228	5	233
		10		168	2	170
Total				1,642	42	1,684
SOUTH KINGSTOWN	49	1	Leona A. KELLEY (REP)	683	15	698
		3		625	20	645
		7		328	10	338
		7		346	12	358
		10		177	9	186
Total				2,159	66	2,225

RI GENERAL ELECTION, November 3, 1998

REPRESENTATIVES

REPRESENTATIVE District 50

WESTERLY	50	1	John J. THOMPSON (DEM)	337	13	350
		2		279	7	286
		3		186	6	192
		4		298	14	312
		5		393	15	408
			Total	1,493	55	1,548

WESTERLY	50	1	Robert Anio WARNER (REP)	185	6	191
		2		189	10	199
		3		130	12	142
		4		218	8	226
		5		244	12	256
			Total	966	48	1,014

REPRESENTATIVE District 51

WESTERLY	51	1	Peter L. LEWISS (DEM)	295	12	307
		2		368	9	377
		3		331	13	344
		4		325	14	339
		5		215	5	220
		6		278	7	285
			Total	1,812	60	1,872

WESTERLY	51	1	Mary Lou WALTER (REP)	235	15	250
		2		274	15	289
		3		331	19	350
		4		314	25	339
		5		207	9	216
		6		292	14	306
			Total	1,653	97	1,750

REPRESENTATIVE District 52

EXETER	52	2	Marguerite BUMPUS (DEM)	134	2	136
		4		136	8	144
RICHMOND	52	1		368	7	375
		2		263	5	268
		3		366	12	378
WEST GREENWICH	52	1		294	3	297
		3		186	4	190
					Total	1,747

EXETER	52	2	Joseph Harold SCOTT (REP)	140	3	143
		4		234	12	246
RICHMOND	52	1		381	3	384
		2		225	3	228
		3		265	6	271
WEST GREENWICH	52	1		274	6	280
		3		258	2	260
			Total	1,777	35	1,812

REPRESENTATIVE District 53

COVENTRY	53	1	Janet G. DANNECKER (DEM)	208	2	210
		2		349	5	354
		3		342	2	344
FOSTER	53	1		461	7	468
		2		413	16	429
			Total	1,773	32	1,805

**RI GENERAL ELECTION, November 3, 1998
REPRESENTATIVES**

REPRESENTATIVE District 53 (cont'd)						
COVENTRY	53	1	Nicholas GORHAM (REP)	343	10	353
		2		382	10	392
		3		439	3	442
FOSTER	53	1		372	9	381
		2		351	5	356
Total				1,887	37	1,924
REPRESENTATIVE District 54						
SCITUATE	54	1	Salvatore LOMBARDI (DEM)	204	2	206
		2		204	2	206
		3		212	2	214
		4		264	9	273
		5		212	2	214
Total				1,096	17	1,113
SCITUATE	54	1	Carol A. MUMFORD (REP)	539	21	560
		2		416	7	423
		3		598	25	623
		4		606	13	619
		5		455	12	467
Total				2,614	78	2,692
REPRESENTATIVE District 55						
JOHNSTON	55	1A	Alfred RUSSO, JR. (DEM)	686	17	703
		1B		874	47	921
		2A		561	24	585
		2B		578	36	614
		2D		76	2	78
		3D		112	3	115
Total				2,887	129	3,016
REPRESENTATIVE District 56						
JOHNSTON	56	3A	Joseph J. VOCCOLA (DEM)	435	8	443
		3C		842	25	867
		4B		798	20	818
		4C		290	11	301
		4D		100	2	102
		5A		511	11	522
Total				2,976	77	3,053
REPRESENTATIVE District 57						
SMITHFIELD	57	1	Gary M. HOGAN (DEM)	583	10	593
		2		512	13	525
		3		570	7	577
		4		862	29	891
		7		178	3	181
Total				2,706	62	2,767
REPRESENTATIVE District 58						
LINCOLN	58	1	Rene R. MENARD (DEM)	787	6	793
		3		723	28	751
CUMBERLAND		14		673	21	694
		15		197	3	200
		16		526	5	531
Total				2,906	63	2,969
REPRESENTATIVE District 59						
LINCOLN	59	4	Charles E. McDEVITT (REP)	298	6	304
		5		245	10	255
		6		315	12	327
		7		177	15	192
		8		257	4	261
		9		298	13	311
Total				1,590	60	1,650

RI GENERAL ELECTION, November 3, 1998
 REPRESENTATIVES

REPRESENTATIVE District 59 (cont'd)

	59	4	John Douglas BARR, II (DEM)	443	5	448
		5		286	2	288
		6		470	5	475
		7		359	4	363
		8		487	4	491
		9		461	3	464
			Total	2,506	23	2,529

	59	4	Robert K. LEAHY, JR. (REF)	62	1	63
		5		65	4	69
		6		78	1	79
		7		40	2	42
		8		78	2	80
		9		92	1	93
			Total	415	11	426

REPRESENTATIVE District 60

BURRILLVILLE	60	1	Kevin J. MITCHELL (DEM)	242	31	273
		2		274	4	278
BURRILLVILLE		5		278	19	297
			Total	794	54	848

	60	1	Scott P. RABIDEAU (REP)	396	21	417
		2		495	16	511
		5		393	18	411
			Total	1,284	55	1,339

REPRESENTATIVE District 61

BURRILLVILLE	61	3	Robert B. LOWE (DEM)	370	4	374
		3A		277	2	279
NORTH SMITHFIELD		5		587	7	594
	61	1		718	11	729
		4		435	10	445
			Total	2,387	34	2,421

REPRESENTATIVE District 62

NORTH SMITHFIELD	62	2	Barbara C. BURLINGAME (DEM)	582	45	627
		3		380	7	387
WOONSOCKET	62	1		294	38	332
		2		268	4	272
		3		340	7	347
			Total	1,864	101	1,965

REPRESENTATIVE District 63

WOONSOCKET	63	1	Gerard M. MARTINEAU (DEM)	282	9	291
		2		251	7	258
		3		418	9	427
		4		410	2	412
		5		104	0	104
			Total	1,465	27	1,492

REPRESENTATIVE District 64

NORTH SMITHFIELD	64	4	Nancy L. BENOIT (DEM)	706	5	711
WOONSOCKET	64	1		514	32	546
		2		577	9	586
		3		414	6	420
			Total	2,211	52	2,263

NORTH SMITHFIELD	64	4	John A. CIANCI (IND)	209	4	213
WOONSOCKET	64	1		117	2	119
		2		105	3	108
		3		75	1	76
			Total	506	10	516

RI GENERAL ELECTION, November 3, 1998

REPRESENTATIVES

REPRESENTATIVE District 65

WOONSOCKET	65	1	Ronald C. MUNSCHY (DEM)	298	4	302
		2		356	3	359
		3		314	3	317
		4		85	2	87
		Total		1,053	12	1,065
WOONSOCKET	65	1	Diane DARRAH (REP)	203	3	206
		2		219	0	219
		3		164	5	169
		4		47	0	47
		Total		633	8	641

REPRESENTATIVE District 66

WOONSOCKET	66	1	Roger A. PICARD (DEM)	339	5	344
		2		397	34	431
		3		474	5	479
		4		594	15	609
		Total		1,804	59	1,863

REPRESENTATIVE District 67

CUMBERLAND	67	4	Donald O. REILLY, JR. (DEM)	617	9	626
		8		640	3	643
		10		476	2	478
		11		411	14	425
		12		578	23	601
		13		145	0	145
		Total		2,867	51	2,918

REPRESENTATIVE District 68

CUMBERLAND	68	2	David S. IWUC (DEM)	275	5	280
		3		473	9	482
		5		489	6	495
		6		596	11	607
		7		335	5	340
		9		682	4	686
		Total		2,850	40	2,890

REPRESENTATIVE District 69

LINCOLN	69	10	Thomas J. WINFIELD (DEM)	150	2	152
		11		100	1	101
SMITHFIELD	69	5		402	12	414
		6		605	8	613
		8		59	1	60
		9		411	21	432
		10		174	0	174
Total	1,901	45	1,946			
LINCOLN	69	10	Jean DIONNE (REP)	233	3	236
		11		91	2	93
SMITHFIELD	69	5		214	13	227
		6		280	5	285
		8		36	2	38
		9		228	16	244
		10		131	3	134
Total	1,213	44	1,257			
LINCOLN	69	10	David B. BIBEALULT (LIB)	11	0	11
		11		11	0	11
SMITHFIELD	69	5		27	0	27
		6		44	1	45
		8		5	0	5
		9		27	0	27
		10		8	0	8
Total	133	1	134			

RI GENERAL ELECTION, November 3, 1998

REPRESENTATIVES

REPRESENTATIVE District 70

NORTH PROVIDENCE	70	1B	Gregory J. SCHADONE (DEM)	566	8	574
		1C		656	21	677
		1D		488	20	508
		3B		230	5	235
		3F		337	38	375
Total				2,277	92	2,369

NORTH PROVIDENCE	70	1B	G. Richard FOSSA (IND)	344	14	358
		1C		323	6	329
		1D		320	10	330
		3B		256	12	268
		3F		370	15	385
Total				1,613	57	1,670

REPRESENTATIVE District 71

NORTH PROVIDENCE	71	1E	Arthur J. CORVESE (DEM)	409	6	415
		2A		518	6	524
		2B		469	13	482
		2C		474	2	476
		3G		391	5	396
Total				2,261	32	2,293

	71	1E	Charles LOMBARDI (IND)	250	11	261
		2A		579	2	581
		2B		296	8	304
		2C		331	4	335
		3G		216	2	218
Total				1,672	27	1,699

REPRESENTATIVE District 72

CENTRAL FALLS	72	1	Joseph L. FARIA (DEM)	127	6	133
		3		73	9	82
		5		236	9	245
		7		104	1	105
		9		338	5	343
Total				878	30	908

CENTRAL FALLS	72	1	Douglas E. PENDERGRASS (REP)	33	3	36
		3		18	0	18
		5		73	1	74
		7		33	0	33
		9		114	4	118
Total				271	8	279

REPRESENTATIVE District 73

CENTRAL FALLS	73	2	Michael J. FARRELL (DEM)	140	2	142
		4		232	23	255
		6		112	2	114
		8		278	4	282
CUMBERLAND	73	1		364	9	373
Total				1,126	40	1,166

CENTRAL FALLS	73	2	Albert Paul LARIVEE (REP)	55	0	55
		4		151	6	157
		6		28	0	28
		8		168	1	169
CUMBERLAND	73	1		139	1	140
Total				541	8	549

RI GENERAL ELECTION, November 3, 1998

REPRESENTATIVES

REPRESENTATIVE District 74						
PAWTUCKET	74	1	William D. VIEIRA, SR. (DEM)	223	3	226
		2		745	7	752
LINCOLN		12		292	2	294
		13		100	1	101
NORTH PROVIDENCE		2D		385	5	390
Total				1,745	18	1,763
REPRESENTATIVE District 75						
PAWTUCKET	75	1	William SAN BENTO, JR. (DEM)	293	8	301
		2		611	13	624
		3		326	0	326
Total				1,230	21	1,251
REPRESENTATIVE District 76						
PAWTUCKET	76	1	John B. HARWOOD (DEM)	269	4	273
		2		218	6	224
		3		305	4	309
		4		400	11	411
		5		109	4	113
		6		23	0	23
Total				1,324	29	1,353
REPRESENTATIVE District 77						
PAWTUCKET	77	1	Mabel M. ANDERSON (DEM)	339	8	347
		2		396	40	436
		3		384	19	403
		4		373	6	379
		5		523	12	535
Total				2,015	85	2,100
REPRESENTATIVE District 78						
PAWTUCKET	78	1	Elaine A. CODERRE (DEM)	218	10	228
		2		303	7	310
		3		323	5	328
		4		264	8	272
		5		107	2	109
Total				1,215	32	1,247
REPRESENTATIVE District 79						
PAWTUCKET	79	1	Antonio J. PIRES (DEM)	529	14	543
		2		380	13	393
		3		599	14	613
		4		214	3	217
		5		139	1	140
		6		105	5	110
Total				1,966	50	2,016
REPRESENTATIVE District 80						
PAWTUCKET	80	1	Peter F. KILMARTIN (DEM)	554	4	558
		2		601	13	614
		3		575	9	584
		4		642	11	653
Total				2,372	37	2,409
REPRESENTATIVE District 81						
CHARLESTOWN	81	1	Eugene F. GARVEY (DEM)	234	0	234
		2		392	10	402
		3		384	9	393
		4		366	6	372
NEW SHOREHAM	81	1		599	107	706
SOUTH KINGSTOWN	81	5		696	16	712
		8		662	26	688
Total				3,333	174	3,507

RI GENERAL ELECTION, November 3, 1998

REPRESENTATIVES

REPRESENTATIVE District 82

EAST PROVIDENCE	82	1	Elizabeth M. DENNIGAN (DEM)	804	18	822
		2		673	30	703
PAWTUCKET		1		625	34	659
		1A		310	5	315
		3		452	15	467
Total				2,864	102	2,966

REPRESENTATIVE District 83

EAST PROVIDENCE	83	4	Maria J. LOPES (DEM)	377	12	389
		5		609	33	642
		7		426	11	437
		8		430	8	438
Total				1,842	64	1,906

REPRESENTATIVE District 84

EAST PROVIDENCE	84	9	Henry C. ROSE (DEM)	102	0	102
		14		666	49	715
		15		656	8	664
EAST PROVIDENCE		16		488	16	504
		19		279	7	286
Total				2,191	80	2,271

REPRESENTATIVE District 85

EAST PROVIDENCE	85	6	Raymond C. COELHO (DEM)	458	9	467
		10		490	13	503
		11		313	6	319
		12		181	3	184
		13		199	0	199
Total				1,641	31	1,672

REPRESENTATIVE District 86

EAST PROVIDENCE	86	17	Gil MEDEIROS (REP)	136	5	141
		18		380	11	391
		20		266	9	275
		21		365	9	374
Total				1,147	34	1,181
EAST PROVIDENCE	86	17	Robert D. SULLIVAN (DEM)	370	3	373
		18		446	29	475
		20		505	15	520
		21		421	5	426
Total				1,742	52	1,794

REPRESENTATIVE District 87

BARRINGTON	87	1	Rose LARISA (REP)	260	4	264
		2		508	14	522
		3		431	16	447
EAST PROVIDENCE	87	22		592	15	607
		23		274	5	279
Total				2,065	54	2,119
BARRINGTON	87	1	Sandra M. BARONE (DEM)	258	6	264
		2		409	5	414
		3		407	14	421
EAST PROVIDENCE	87	22		337	9	346
		23		178	3	181
Total				1,589	37	1,626

RI GENERAL ELECTION, November 3, 1998

REPRESENTATIVES

REPRESENTATIVE District 88						
BARRINGTON	88	1	Joel HELLMANN (REP)	370	10	380
		2		238	7	245
		3		334	15	349
		4		342	14	356
		5		278	9	287
			Total	1,562	55	1,617
BARRINGTON	88	1	Mark Barrett HEFFNER (DEM)	574	12	586
		2		510	9	519
		3		452	21	473
		4		380	3	383
		5		438	9	447
			Total	2,354	54	2,408
REPRESENTATIVE District 89						
WARREN	89	1	Jan MALIK (DEM)	237	4	241
		2		169	5	174
		3		224	13	237
		4		427	28	455
		5		606	18	624
		6		292	11	303
		5A		227	11	238
			Total	2,182	90	2,272
REPRESENTATIVE District 90						
BRISTOL	90	1	Charles E. MILLARD, JR. (REP)	311	5	316
		2		425	10	435
		3		495	13	508
		4		332	21	353
		5		311	5	316
WARREN	90	1		163	7	170
		1A		82	0	82
			Total	2,119	61	2,180
BRISTOL	90	1	Thomas E. SKUBA (DEM)	255	4	259
		2		294	9	303
		3		294	7	301
		4		321	20	341
		5		243	0	243
WARREN	90	1		79	3	82
		1A		79	1	80
			Total	1,565	44	1,609
REPRESENTATIVE District 91						
BRISTOL	91	1	Lawrence J. FERGUSON (DEM)	586	14	600
		2		593	8	601
		3		464	16	480
		4		301	0	301
			Total	1,944	38	1,982
REPRESENTATIVE District 92						
TIVERTON	92	1	Joseph N. AMARAL (REP)	471	17	488
		3		423	1	424
		4		515	7	522
		5		417	19	436
		6		287	8	295
			Total	2,113	52	2,165
TIVERTON	92	1	Michael P. MARTINS (DEM)	126	5	131
		3		219	1	220
		4		196	2	198
		5		183	5	188
		6		140	1	141
			Total	864	14	878

RI GENERAL ELECTION, November 3, 1998

REPRESENTATIVES

REPRESENTATIVE District 93

BRISTOL	93	1	Charles J. LEVESQUE (DEM)	293	5	298
PORTSMOUTH	93	1		372	13	385
		2		408	15	423
		3		426	12	438
		4		440	17	457
		5		54	3	57
Total				1,993	65	2,058

REPRESENTATIVE District 94

LITTLE COMPTON	94	1	Joan B. QUICK (REP)	1,162	44	1,206
PORTSMOUTH	94	6		346	27	373
		7		304	15	319
TIVERTON	94	2		431	7	438
		7		358	18	376
Total				2,601	111	2,712

REPRESENTATIVE District 95

MIDDLETOWN	95	1	Bruce J. LONG (REP)	256	10	266
		2		204	8	212
		3		461	13	474
		4		442	29	471
Total				1,363	60	1,423

REPRESENTATIVE District 96

MIDDLETOWN	96	9	John H. MAHER (DEM)	160	0	160
PORTSMOUTH	96	8		380	23	403
		9		487	23	510
		10		435	23	458
		11		397	11	408
Total				1,859	80	1,939

REPRESENTATIVE District 97

NEWPORT	97	1	Maxine Bradford SHAVERS (DEM)	46	1	47
		2		66	6	72
		3		185	4	189
		4		77	0	77
		5		458	22	480
		6		393	16	409
Total				1,225	49	1,274

REPRESENTATIVE District 98

JAMESTOWN	98	1	George R. LEVESQUE (DEM)	622	21	643
		2		594	23	617
NEWPORT	98	1		317	9	326
		2		313	7	320
Total				1,846	60	1,906

JAMESTOWN	98	1	William H. MURPHY (REP)	547	43	590
		2		620	36	656
NEWPORT	98	1		280	13	293
		2		258	10	268
Total				1,705	102	1,807

RI GENERAL ELECTION, November 3, 1998
REPRESENTATIVES

REPRESENTATIVE District 99						
MIDDLETOWN	99	5	Christine H. CALLAHAN (REP)	490	21	511
		6		321	38	359
		7		496	13	509
		8		483	19	502
NEWPORT	99	1		309	11	320
		2		335	14	349
Total				2,434	116	2,550
REPRESENTATIVE District 99						
MIDDLETOWN	99	5	George E. BUNNEWITH (COO)	131	2	133
		6		77	6	83
		7		94	3	97
		8		79	0	79
NEWPORT	99	1		106	1	107
		2		93	3	96
Total				580	15	595

REPRESENTATIVE District 100						
NEWPORT	100	1	Michael A. SAPONARA (COO)	37	5	42
		2		62	4	66
		3		113	3	116
		4		123	4	127
		5		157	6	163
Total				492	22	514
REPRESENTATIVE District 100						
NEWPORT	100	1	Paul W. CROWLEY (DEM)	125	6	131
		2		222	17	239
		3		337	20	357
		4		383	28	411
		5		479	20	499
Total				1,546	91	1,637